

Oracle® Database

Error Messages

12c Release 2 (12.2)

E49883-13

January 2017

Oracle Database Error Messages, 12c Release 2 (12.2)

E49883-13

Copyright © 1996, 2017, Oracle and/or its affiliates. All rights reserved.

Primary Author: Rhonda Day

This software and related documentation are provided under a license agreement containing restrictions on use and disclosure and are protected by intellectual property laws. Except as expressly permitted in your license agreement or allowed by law, you may not use, copy, reproduce, translate, broadcast, modify, license, transmit, distribute, exhibit, perform, publish, or display any part, in any form, or by any means. Reverse engineering, disassembly, or decompilation of this software, unless required by law for interoperability, is prohibited.

The information contained herein is subject to change without notice and is not warranted to be error-free. If you find any errors, please report them to us in writing.

If this is software or related documentation that is delivered to the U.S. Government or anyone licensing it on behalf of the U.S. Government, then the following notice is applicable:

U.S. GOVERNMENT END USERS: Oracle programs, including any operating system, integrated software, any programs installed on the hardware, and/or documentation, delivered to U.S. Government end users are "commercial computer software" pursuant to the applicable Federal Acquisition Regulation and agency-specific supplemental regulations. As such, use, duplication, disclosure, modification, and adaptation of the programs, including any operating system, integrated software, any programs installed on the hardware, and/or documentation, shall be subject to license terms and license restrictions applicable to the programs. No other rights are granted to the U.S. Government.

This software or hardware is developed for general use in a variety of information management applications. It is not developed or intended for use in any inherently dangerous applications, including applications that may create a risk of personal injury. If you use this software or hardware in dangerous applications, then you shall be responsible to take all appropriate fail-safe, backup, redundancy, and other measures to ensure its safe use. Oracle Corporation and its affiliates disclaim any liability for any damages caused by use of this software or hardware in dangerous applications.

Oracle and Java are registered trademarks of Oracle and/or its affiliates. Other names may be trademarks of their respective owners.

Intel and Intel Xeon are trademarks or registered trademarks of Intel Corporation. All SPARC trademarks are used under license and are trademarks or registered trademarks of SPARC International, Inc. AMD, Opteron, the AMD logo, and the AMD Opteron logo are trademarks or registered trademarks of Advanced Micro Devices. UNIX is a registered trademark of The Open Group.

This software or hardware and documentation may provide access to or information about content, products, and services from third parties. Oracle Corporation and its affiliates are not responsible for and expressly disclaim all warranties of any kind with respect to third-party content, products, and services unless otherwise set forth in an applicable agreement between you and Oracle. Oracle Corporation and its affiliates will not be responsible for any loss, costs, or damages incurred due to your access to or use of third-party content, products, or services, except as set forth in an applicable agreement between you and Oracle.

Contents

Preface	xi
Audience	xi
Documentation Accessibility	xi
Related Documents.....	xi
Conventions.....	xi
1 Using Messages	
1.1 Locating Message Documentation	1-1
1.1.1 Oracle Database Messages	1-1
1.1.2 Product Specific Messages	1-1
1.1.3 Operating System-Specific Messages	1-1
1.2 Accuracy of Messages	1-1
1.3 Message Format	1-2
1.4 Recognizing Variable Text in Messages	1-2
1.5 Message Stacks	1-2
1.6 Contacting Oracle Support Services	1-3
1.7 Oracle Exception Messages	1-3
1.8 Trace Files	1-4
1.9 The Alert File	1-4
2 ACFS-00501 to ACFS-13195	2-1
3 ACFSK-00004 to ACFSK-00098.....	3-1
4 ADVM-00501 to ADVM-13195.....	4-1
5 ADVMK-00001 to ADVMK-00028	5-1
6 AMDU-00200 to AMDU-00503	6-1
7 ASMCMD-08001 to ASMCMD-09546.....	7-1

8	AUD-00611 to AUD-00809	8-1
9	CLSCH-01001 to CLSCH-03744	9-1
10	CLSDNSSD-00000 to CLSDNSSD-03999	10-1
11	CLSGN-00000 to CLSGN-00552.....	11-1
12	CLSMDNS-00000 to CLSMDNS-02255	12-1
13	CLSNS-00000 to CLSNS-00041.....	13-1
14	CLSR-00001 to CLSR-06507	14-1
15	CLSRSC-00001 to CLSRSC-05111	15-1
16	CLSS-00001 to CLSS-03202.....	16-1
17	CLST-01101 to CLST-03203	17-1
18	CLSU-00100 to CLSU-00914	18-1
19	CLSW-00001 to CLSW-01000.....	19-1
20	CRJA-00010 to CRJA-00015.....	20-1
21	CRS-00001 to CRS-42008	21-1
22	DBV-00200 to DBV-00201.....	22-1
23	DGM-16900 to DGM-17176.....	23-1
24	DIA-24280 to DIA-51705.....	24-1
25	DRG-10000 to DRG-52404.....	25-1
26	EVM-00001 to EVM-00901	26-1
27	EXP-00000 to EXP-00114	27-1
28	GIMR-01001 to GIMR-01007.....	28-1

29	GIPC-00000 to GIPC-00020	29-1
30	IMG-00001 to IMG-02014	30-1
31	IMP-00000 to IMP-00403	31-1
32	INS-00001 to INS-30000	32-1
33	INS-30001 to INS-35000	33-1
34	INS-35001 to INS-40000	34-1
35	INS-40001 to INS-45000	35-1
36	JMS-00101 to JMS-00257	36-1
37	JMS-00400 to JMS-00448	37-1
38	JZN-00000 to JZN-00330	38-1
39	KFED-00323 to KFED-00403	39-1
40	KFNDG-00200 to KFNDG-00701	40-1
41	KFOD-00106 to KFOD-00403	41-1
42	KUP-00552 to KUP-11606	42-1
43	LCD-00100 to LCD-00219	43-1
44	LFI-00002 to LFI-01525	44-1
45	LPX-00000 to LPX-01160	45-1
46	LRM-00100 to LRM-00123	46-1
47	LSX-00001 to LSX-00347	47-1
48	MGTCA-01001 to MGTCA-01198	48-1
49	NCR-00001 to NCR-04028	49-1

50	NDFN-00020 to NDFN-00025.....	50-1
51	NID-00001 to NID-00604	51-1
52	NMP-00001 to NMP-00011.....	52-1
53	NNC-00001 to NNC-00501	53-1
54	NNF-00001 to NNF-04009.....	54-1
55	NNL-00001 to NNL-01078	55-1
56	NNO-00050 to NNO-00854.....	56-1
57	NPL-00100 to NPL-00420.....	57-1
58	NZE-28750 to NZE-29249	58-1
59	NZE-43000 to NZE-43084	59-1
60	O2F-00301 to O2F-00341.....	60-1
61	O2I-00101 to O2I-00133.....	61-1
62	O2U-00200 to O2U-00212.....	62-1
63	OCI-00601 to OCI-64495.....	63-1
64	OKSK-00000 to OKSK-00039.....	64-1
65	ORA-00000 to ORA-00877	65-1
66	ORA-00900 to ORA-01499.....	66-1
67	ORA-01500 to ORA-02098.....	67-1
68	ORA-02100 to ORA-04099.....	68-1
69	ORA-04930 to ORA-07499.....	69-1
70	ORA-07500 to ORA-09859.....	70-1

71	ORA-09870 to ORA-12101	71-1
72	ORA-12150 to ORA-12238	72-1
73	ORA-12315 to ORA-12354	73-1
74	ORA-12400 to ORA-12498	74-1
75	ORA-12500 to ORA-12699	75-1
76	ORA-12700 to ORA-19400	76-1
77	ORA-19500 to ORA-19998	77-1
78	ORA-19999 to ORA-24279	78-1
79	ORA-24280 to ORA-28709	79-1
80	ORA-29250 to ORA-32799	80-1
81	ORA-32800 to ORA-32857	81-1
82	ORA-33000 to ORA-37999	82-1
83	ORA-38001 to ORA-39970	83-1
84	ORA-40001 to ORA-40657	84-1
85	ORA-41001 to ORA-42904	85-1
86	ORA-43750 to ORA-45916	86-1
87	ORA-46000 to ORA-46988	87-1
88	ORA-47000 to ORA-47999	88-1
89	ORA-48001 to ORA-51705	89-1
90	ORA-53000 to ORA-54056	90-1
91	ORA-54500 to ORA-56975	91-1

92	ORA-57000 to ORA-59800	92-1
93	ORA-60001 to ORA-65531	93-1
94	ORADNFS-65000 to ORADNFS-65072	94-1
95	PCC-02010 to PCC-02474	95-1
96	PGA-20900 to PGA-22014	96-1
97	PGU-00100 to PGU-50101	97-1
98	PLS-00001 to PLS-01918	98-1
99	PLW-05000 to PLW-07207	99-1
100	PRCA-01000 to PRCA-01151	100-1
101	PRCC-01000 to PRCC-01148	101-1
102	PRCD-01000 to PRCD-01430	102-1
103	PRCF-01001 to PRCF-02077	103-1
104	PRCG-01000 to PRCG-01277	104-1
105	PRCH-01000 to PRCH-01078	105-1
106	PRCI-01000 to PRCI-01179	106-1
107	PRCN-02018 to PRCN-03106	107-1
108	PRCO-00001 to PRCO-00034	108-1
109	PRCR-01000 to PRCR-01209	109-1
110	PRCS-01000 to PRCS-01138	110-1
111	PRCT-01000 to PRCT-01498	111-1
112	PRCW-01001 to PRCW-01017	112-1

113	PRCZ-01000 to PRCZ-02136.....	113-1
114	PRGH-01001 to PRGH-01079.....	114-1
115	PRGO-01003 to PRGO-11371	115-1
116	PRGR-00100 to PRGR-00170.....	116-1
117	PRIF-00001 to PRIF-00053	117-1
118	PRKA-02001 to PRKA-02005.....	118-1
119	PRKC-01000 to PRKC-01192.....	119-1
120	PRKE-01008 to PRKE-01011.....	120-1
121	PRKF-01000 to PRKF-01353	121-1
122	PRKH-01014 to PRKH-03450.....	122-1
123	PRKN-01031 to PRKN-01043.....	123-1
124	PRKO-00371 to PRKO-09088	124-1
125	PRKP-01000 to PRKP-01088.....	125-1
126	PRKR-01001 to PRKR-01082.....	126-1
127	PRKU-01001 to PRKU-01064.....	127-1
128	PRKZ-01029 to PRKZ-01131	128-1
129	PROCL-00001 to PROCL-00110.....	129-1
130	PROC-00001 to PROC-00110.....	130-1
131	PROTL-00001 to PROTL-00604.....	131-1
132	PROT-00001 to PROT-00607.....	132-1
133	PRVE-00004 to PRVE-10239.....	133-1

134	PRVF-00001 to PRVF-10409	134-1
135	PRVG-00219 to PRVG-13609	135-1
136	PRVP-01001 to PRVP-05203	136-1
137	QSM-00501 to QSM-03288	137-1
138	RDE-00000 to RDE-08001	138-1
139	RDJ-00001 to RDJ-00136.....	139-1
140	RMAN-00201 to RMAN-20517	140-1
141	SCLC-01000 to SCLC-01037	141-1
142	SCLS-01000 to SCLS-01005.....	142-1
143	SQL-01075 to SQL-02159	143-1
144	TNS-00000 to TNS-12699	144-1
145	UDE-00001 to UDE-00054	145-1
146	UDI-00001 to UDI-00054	146-1
147	SQL*Loader-00100 to SQL*Loader-03120.....	147-1
148	VID-00611 to VID-00721.....	148-1
149	WLMD-02005 to WLMD-02019.....	149-1
150	WLMF-03002 to WLMF-03027	150-1
151	WLMV-08000 to WLMV-08000	151-1
152	XOQ-00101 to XOQ-02563.....	152-1

Preface

This manual describes error messages that may appear while using products that are part of Oracle Database. Each message listing in the manual contains the message statement, an explanation of the probable causes of the message, and a recommended action. If the message is a warning or indicates that an error occurred, then the message listing indicates a corrective action.

Audience

Oracle Database Error Messages is intended for all Oracle Database users.

Documentation Accessibility

For information about Oracle's commitment to accessibility, visit the Oracle Accessibility Program website at <http://www.oracle.com/pls/topic/lookup?ctx=acc&id=docacc>.

Access to Oracle Support

Oracle customers that have purchased support have access to electronic support through My Oracle Support. For information, visit <http://www.oracle.com/pls/topic/lookup?ctx=acc&id=info> or visit <http://www.oracle.com/pls/topic/lookup?ctx=acc&id=trs> if you are hearing impaired.

Related Documents

For more information, see the documentation that ships with this release of Oracle Database.

For information specific to Oracle Database working on your host operating system, see your operating system-specific Oracle documentation (specific book titles vary by operating system) and system release bulletins, if available.

Conventions

The following text conventions are used in this document:

Convention	Meaning
boldface	Boldface type indicates graphical user interface elements associated with an action, or terms defined in text or the glossary.

Convention	Meaning
<i>italic</i>	Italic type indicates book titles, emphasis, or placeholder variables for which you supply particular values.
monospace	Monospace type indicates commands within a paragraph, URLs, code in examples, text that appears on the screen, or text that you enter.

Using Messages

This chapter gives you general information and helpful tips about error messages. This chapter covers the following topics:

1.1 Locating Message Documentation

This section describes how to locate message documentation when given an error message.

Related Topics:

[Using Messages](#) (page 1-1)

1.1.1 Oracle Database Messages

These messages are generated by Oracle Database when running any Oracle program. This manual documents messages that are common across Oracle products and tools.

1.1.2 Product Specific Messages

These messages are specific to one product and are documented in manuals for that product.

1.1.3 Operating System-Specific Messages

These messages are specific to one operating system. A range of message code numbers are reserved for each operating system. For example, the range ORA-07500 to ORA-07999 is reserved for DEC VAX/VMS messages; these messages are listed in the appropriate operating system-specific documentation.

The prefix of the message indicates where to find information about the message. For example, some messages in this manual have the prefix "ORA". If you encounter a message without a prefix, first check the manuals for the release of Oracle you are using, then check this manual.

1.2 Accuracy of Messages

The accuracy of the messages in this manual is our primary concern. Occasionally, an enhancement to a message is not incorporated into the Oracle software. Should you encounter a message generated on your system that differs from the message in this book, be assured the improved message text is usually incorporated in the next release of the software.

Related Topics:

[Using Messages](#) (page 1-1)

1.3 Message Format

All messages displayed are prefixed by text that indicates which component issued the message. For example, the prefix "ORA" shows that the message was generated by Oracle Database. The location of messages in this book depends on the prefix of the message.

All messages are listed in order by the message code number. To look up a message, use the message code number.

Related Topics:

[Using Messages](#) (page 1-1)

1.4 Recognizing Variable Text in Messages

To help you find and fix errors, Oracle embeds object names, numbers, and character strings in some messages. These embedded variables are represented by *string*, *number*, or *character*, as appropriate. For example:

```
ORA-00020: maximum number of processes (number) exceeded
```

The preceding message might actually appear as follows:

```
ORA-00020: maximum number of processes (50) exceeded
```

Related Topics:

[Using Messages](#) (page 1-1)

1.5 Message Stacks

Occasionally, you may see a **message stack**. This is simply a series of related messages issued at different levels of Oracle Database.

The following message stack is a generic example:

```
ORA-06502: PL/SQL: numeric or value error
ORA-06512: at "SCOTT.VALUE_ERR", line 1
ORA-06512: at line 1
```

The following message stack is a VAX/VMS example:

```
ORA-01034: Oracle not available
ORA-07625: smsget: $MGBLSC failure
%SYSTEM-W-NOSUCHSEC, no such (global) section
```

In this example, notice that the message at the bottom of the stack is issued by the VMS operating system. Seeing the messages at each level in the system may help you trace the originating event. For example, in this case, Oracle may not be available simply because it has not been started, and consequently there is no system global area (SGA). If you need the help of Oracle Support Services, then be sure to report all the messages in the stack.

Related Topics:

[Using Messages](#) (page 1-1)

1.6 Contacting Oracle Support Services

Some messages recommend contacting Oracle Support Services to report a problem. When you contact Oracle Support Services, please have the following information available:

- The hardware, operating system, and release number of the operating system on which Oracle Database is running
- The complete release number of Oracle Database (for example, release 9.2.0.1.0 or release 9.0.1.1.2)
- All Oracle programs (with version numbers) in use when the error occurred. For example, SQL*Net V2.0 or SQL*Forms V3.0
- If you encountered one or more error codes or messages, then the exact code numbers and message text, in the order they appeared
- The problem severity, according to the following codes:
 - 1 = Program not usable. Critical impact on operations.
 - 2 = Program usable. Operations severely restricted.
 - 3 = Program usable with limited functions. Not critical to overall operations.
 - 4 = Problem circumvented by customer. Minimal effect, if any, on operations.

You will also be expected to provide the following:

- Your name
- The name of your organization
- Your Oracle Support ID Number
- Your telephone number

Related Topics:

[Using Messages](#) (page 1-1)

1.7 Oracle Exception Messages

Oracle's extensive self-checking helps detect internal errors. Oracle uses the following catchall message for Oracle internal exceptions:

```
ORA-00600: internal error code, arguments: [number], [number], [], [], [], []
```

An actual message might appear as follows:

```
ORA-00600: internal error code, arguments: [1042], [3], [upilam], [], [], []
```

The message text can be followed by up to six arguments, which indicate the origin and attributes of the error. The first argument is the internal error number. Other arguments are various numbers, names, and character strings. Empty brackets may be ignored.

In addition to being returned to the user, internal errors are also written to the Alert file along with additional information about the event causing the message. The Alert

file also lists any trace files that may have been generated because of an internal error. See the following sections for descriptions of the trace and alert files.

If you receive an ORA-00600 message, report it to Oracle Support Services.

Related Topics:

[Using Messages](#) (page 1-1)

1.8 Trace Files

A trace file is created each time an Oracle instance starts or an unexpected event occurs in a user process or background process. The name of the trace file includes the instance name, the process name, and the Oracle process number. The file extension or file type is usually TRC, and, if different, is noted in your operating system-specific Oracle documentation. The contents of the trace file may include dumps of the system global area, process global area, supervisor stack, and registers.

Two initialization parameters are used to specify the location of the trace files.

- The `BACKGROUND_DUMP_DEST` initialization parameter specifies the location of trace files created by the Oracle background processes PMON, DBWR, LGWR, and SMON.
- The `USER_DUMP_DEST` initialization parameter specifies the location of trace files created by user processes such as SQL*Loader or Pro*C.

The Alert file also describes the location of trace files generated when internal errors occur. See the next section for a description of the Alert file.

You may need to format the trace file before using it to diagnose problems. To format a trace file, use the `DUMPFMT` utility, which is available on most systems and is described in your operating system-specific Oracle documentation. Oracle Support Services may ask you for a formatted trace file to help solve a problem.

Related Topics:

[Using Messages](#) (page 1-1)

See Also:

Oracle Database Administrator's Guide for more information about trace files

1.9 The Alert File

The Alert file is a log file that records information about internal errors and administrative activities, such as backups. When an internal error occurs, the message is sent to the terminal screen as well as written to the Alert file. Oracle also writes additional information about internal errors to the Alert file, such as the location and name of any trace files generated because of the error.

The name of the Alert file is operating system-specific. The location of the Alert file is the same as the location of the background process trace files. This location is specified by the `BACKGROUND_DUMP_DEST` initialization parameter. For more information, see your Oracle operating system-specific documentation.

If your system uses an operator's console, some messages from Oracle may appear on the console. All important messages are written to the Alert file as well as the operator's console. Because non-Oracle messages also appear on this console, the Alert file is a better record for tracing all Oracle administrative activity and errors than the console log.

The Alert file also records information about administrative activities, such as backups and archiving online redo log files.

Related Topics:

[Using Messages](#) (page 1-1)

See Also:

Oracle Database Administrator's Guide for more information about the Alert file

ACFS-00501 to ACFS-13195

ACFS-00501: unable to allocate a buffer

Cause: A request for process virtual memory failed. This message is accompanied by other message(s) providing details on the error.

Action: Correct the problem indicated by the other message(s). If possible, change options to reduce required memory and/or take steps to increase memory available to the process. Otherwise, report this error to Oracle Support Services.

ACFS-00502: Failed to communicate with the ACFS driver. Verify the ACFS driver has been loaded.

Cause: The ACFS control device could not be accessed.

Action: Verify the ACFS driver is loaded and running.

ACFS-00506: Failed to read '*string*'.

Cause: An open file could not be read.

Action: The most likely cause is a file permission problem.

ACFS-00507: Failed to seek to *string* prior to writing the volume disk header.

Cause: A seek to the volume failed. This message is accompanied by other message(s) providing details on the error.

Action: Correct the problem indicated by the other message(s). If the solution is not clear, contact Oracle Support Services.

ACFS-00508: unable to obtain device major and minor number for volume *string*

Cause: Failed to obtain volume information. This message is accompanied by other message(s) providing details on the error.

Action: Correct the problem indicated by the other message(s). If the solution is not clear, contact Oracle Support Services.

ACFS-00509: unsupported file type for *string*, not a block device

Cause: Volume provided was not recognized as a block device. This message is accompanied by other message(s) providing details on the error.

Action: Correct the problem indicated by the other message(s). If the solution is not clear, contact Oracle Support Services.

ACFS-00510: unable to obtain volume id for *string*

Cause: Volume id was not obtained. This message is accompanied by other message(s) providing details on the error.

Action: Correct the problem indicated by the other message(s). If the solution is not clear, contact Oracle Support Services.

ACFS-00511: *string* is mounted on at least one node of the cluster.

Cause: Cluster was still using the file system.

Action: Make sure the file system is unmounted on all cluster nodes before running the file system checking utility.

ACFS-00514: unable to close handle

Cause: Handle could not be closed. This message is accompanied by other message(s) providing details on the error.

Action: Correct the problem indicated by the other message(s). If the solution is not clear, contact Oracle Support Services.

ACFS-00516: stat of *string* failed

Cause: Stat() failed. This message is accompanied by other message(s) providing details on the error.

Action: Correct the problem indicated by the other message(s). If the solution is not clear, contact Oracle Support Services.

ACFS-00517: unable to obtain block device sector size

Cause: Failed to obtain volume information. This message is accompanied by other message(s) providing details on the error.

Action: Correct the problem indicated by the other message(s). If the solution is not clear, contact Oracle Support Services.

ACFS-00518: unable to obtain volume size in sectors

Cause: Failed to obtain volume information. This message is accompanied by other message(s) providing details on the error.

Action: Correct the problem indicated by the other message(s). If the solution is not clear, contact Oracle Support Services.

ACFS-00519: too many arguments: *string*

Cause: Too many arguments were entered on the command line.

Action: Review the command usage and retry the command providing the correct number of arguments.

ACFS-00521: Failed to determine file type of *string*.

Cause: Failed to obtain volume information. This message is accompanied by other message(s) providing details on the error.

Action: Correct the problem indicated by the other message(s). If the solution is not clear, contact Oracle Support Services.

ACFS-00522: unable to get drive structure

Cause: Failed to obtain volume information. This message is accompanied by other message(s) providing details on the error.

Action: Correct the problem indicated by the other message(s). If the solution is not clear, contact Oracle Support Services.

ACFS-00524: unable to obtain partition information

Cause: Failed to obtain volume information. This message is accompanied by other message(s) providing details on the error.

Action: Correct the problem indicated by the other message(s). If the solution is not clear, contact Oracle Support Services.

ACFS-00525: failed to seek to *string*

Cause: Failed to seek to volume. This message is accompanied by other message(s) providing details on the error.

Action: Correct the problem indicated by the other message(s). If the solution is not clear, contact Oracle Support Services.

ACFS-00526: read of volume disk header failed

Cause: Failed to read volume. This message is accompanied by other message(s) providing details on the error.

Action: Correct the problem indicated by the other message(s). If the solution is not clear, contact Oracle Support Services.

ACFS-00527: unable to dismount volume

Cause: Could not dismount volume. This message is accompanied by other message(s) providing details on the error.

Action: Correct the problem indicated by the other message(s). If the solution is not clear, contact Oracle Support Services.

ACFS-00531: write of volume disk header failed

Cause: Write to volume failed. This message is accompanied by other message(s) providing details on the error.

Action: Correct the problem indicated by the other message(s). If the solution is not clear, contact Oracle Support Services.

ACFS-00532: invalid option: *string*

Cause: The command does not support the specified option.

Action: Review the command usage and retry the command providing valid options.

ACFS-00533: *string* requires an argument

Cause: The command did not pass a required argument.

Action: Review the command usage and retry the command providing the needed argument.

ACFS-00535: insufficient arguments

Cause: The command required additional arguments.

Action: Review the command usage and retry the command providing the needed argument.

ACFS-00544: option spelling is not unique: *string*

Cause: An attempt to execute a command specifying an abbreviated option name was rejected because there were multiple possible options beginning with the specified string.

Action: Review the command usage and retry the command providing the desired option.

ACFS-00545: *string* does not support a value: *string=string*

Cause: An option that does not support a value was specified with a value attached.

Action: Review the command usage and retry the command providing the correct option syntax.

ACFS-00547: Both the primary and alternate superblocks are damaged.

Cause: The file system metadata was found to be damaged.

Action: Run fsck (Unix or Linux) or acfschkdisk.exe (Windows) as soon as possible to fix the metadata inconsistency.

ACFS-00548: Failed to communicate with the ACFS driver. Verify that cluster membership has been established.

Cause: The ACFS driver's control device could not be accessed.

Action: Verify the driver is loaded and running. Also, verify that the ASM instance is accessible.

ACFS-00549: mount path *string* already contains a volume mount point for volume *string*

Cause: The mount path contained a reparse point that references a different volume than the mount request.

Action: Verify the path is correct. If it is, the existing volume mount point must be removed before a new one can be created. Use acfsdismount to remove the mount point.

ACFS-00555: unsupported file type for *string*, not a device file

Cause: Volume provided was not recognized as a device file. This message is accompanied by other message(s) providing details on the error.

Action: Correct the problem indicated by the other message(s). If the solution is not clear, contact Oracle Support Services.

ACFS-00556: invalid vfs name *string*

Cause: a helper command was called with an unexpected vfs name argument

Action: Verify that ACFS helper commands are installed in the '/sbin/helpers/acfs' directory and that '/etc/vfs' contains the correct information for ACFS. If the solution is not clear, contact Oracle Support Services.

ACFS-00562: An attempt to create Oracle Registry ACFS key *string* resulted in a registry error. *string*

Cause: An error was returned by the Oracle Registry service when attempting to create an ACFS key. This message is accompanied by other message(s) that provide details as to the exact cause of the failure.

Action: Correct the problem indicated by the other message(s). If the cause of the problem is unclear, contact Oracle Support Services.

ACFS-00564: unable to delete Oracle Registry key *string* while trying to recover from an error *string*

Cause: Removal of a key from the Oracle Registry failed.

Action: Run ocrcheck to verify the Oracle Registry is working properly.

ACFS-00565: unable to delete Oracle Registry key *string string*

Cause: Removal of mount key from Oracle Registry failed.

Action: Use acfsutil registry to verify the mount key exists in the Oracle Registry.

ACFS-00566: invalid handle received when attempting to close an ACFS mount key within Oracle Registry

Cause: An error was returned during the closing of a key in the Oracle Registry.

Action: Run ocrcheck to verify the Oracle Registry is working properly. Report to Oracle Support Services.

ACFS-00567: unknown Oracle Registry error encountered closing key

Cause: An error was returned while closing the key from the Oracle Registry.

Action: Run ocrcheck to verify the Oracle Registry is working properly. Report to Oracle Support Services.

ACFS-00568: closing of a key resulted in Oracle Registry error *number*

Cause: An error was returned during the closing of a key in the Oracle Registry.

Action: Verify the Oracle Registry is accessible. If it is not accessible and the cause is unclear, report this error to Oracle Support Services.

ACFS-00569: invalid handle received when attempting to delete an ACFS mount key within Oracle Registry

Cause: An error was returned while removing a key from the Oracle Registry.

Action: Report this error to Oracle Support Services.

ACFS-00570: The ACFS mount key specified for deletion does not exist within Oracle Registry.

Cause: The mount key could not be located in the Oracle Registry.

Action: Use acfsutil registry to ensure the mount entry exists in the Oracle Registry.

ACFS-00571: The ACFS mount key specified for deletion is not empty.

Cause: The mount key specified for deletion from the Oracle Registry contained dependent subkeys.

Action: View the mount entries in the Oracle Registry using "acfsutil registry" and remove any dependent mount entries before retrying this operation.

ACFS-00572: permission denied to delete the ACFS mount entry from Oracle Registry

Cause: The user permissions were insufficient to remove the key from the Oracle Registry.

Action: Verify the Oracle Registry is accessible and that command is being run from a properly authorized user ID.

ACFS-00573: Oracle Registry error encountered while deleting an ACFS mount key

Cause: An error was returned while removing the key from the Oracle Registry.

Action: Report this error to Oracle Support Services.

ACFS-00575: deletion request of key resulted in Oracle Registry error *number*

Cause: An error was returned while removing a key from the Oracle Registry.

Action: Run ocrcheck to verify that Oracle Registry is working properly. If problem persists, report to Oracle Support Services.

ACFS-00584: failed to look up ACFS mount points in the Oracle Registry *string*

Cause: An error was returned while looking up a mount point in the Oracle Registry.

Action: Run ocrcheck to verify the Oracle Registry is working properly. If problem persists, report to Oracle Support Services.

ACFS-00585: null parameter received

Cause: A null parameter was passed to the Oracle Registry.

Action: Run ocrcheck to verify that Oracle Registry is working properly. If problem persists, report to Oracle Support Services.

ACFS-00587: unknown Oracle Registry error encountered during operation on ACFS mount entry

Cause: An error was returned while accessing the key from the Oracle Registry.

Action: Run ocrcheck to verify that Oracle Registry is working properly. If problem persists, report to Oracle Support Services.

ACFS-00589: key operation resulted in Oracle Registry error number

Cause: An error was returned during a key operation with the Oracle Registry.

Action: Run ocrcheck to verify that Oracle Registry is working properly. If problem persists, report to Oracle Support Services.

ACFS-00592: Seek to volume failed. Verify the volume exists.

Cause: Seek to a location on the volume failed.

Action: Verify the volume exists on this node and that it is accessible.

ACFS-00593: The Oracle Registry returned the following error while attempting to access ACFS key *string string*

Cause: Failed to access either the SYSTEM, SYSTEM.ACFS or SYSTEM.ACFS.Mounts keys in Oracle Registry.

Action: Run ocrcheck to verify the Oracle Registry is working properly. Examine the appended error message from the Oracle Registry service.

ACFS-00594: Failed to access ACFS mount information. The Oracle Registry returned the appended error for ACFS key *string. string*

Cause: Failed to access ACFS mount information from the Oracle Registry.

Action: Examine the appended error message from the Oracle Registry.

ACFS-00595: Failed to access ACFS mount value information. The Oracle Registry returned the appended error for ACFS key *string. string*

Cause: Failed to access ACFS mount value information from the Oracle Registry. This might be due to Oracle Registry corruption or a sudden loss of the Oracle Registry service.

Action: Examine the appended error message from the Oracle Registry. Run ocrcheck to verify the Oracle Registry is working properly.

ACFS-00596: A failure occurred while accessing the Oracle Registry ACFS key "SYSTEM" for security purposes and follows this message: *string*

Cause: Failed to retrieve key access rights for the Oracle Registry ACFS key "SYSTEM"

Action: Run ocrcheck to verify the Oracle Registry is working properly. Evaluate the error message returned from the Oracle Registry appended to this message. If necessary, run ocrdump and make sure the "SYSTEM" key exists and is accessible.

ACFS-00597: Failed to initialize the Oracle Registry's SCLS context. The SCLS error is included with this message.

Cause: An operating system initialization failed.

Action: Evaluate the attached SCLS error message. Run ocrcheck to verify the Oracle Registry is functioning correctly.

ACFS-00598: An error occurred while looking up the current user's operating system account name. The error is included with this message.

Cause: ACFS was attempting to add an entry to the Oracle Registry. During this attempt a lookup of the current user's name failed in the operating system failed.

Action: Evaluate the attached error message to determine why the current user name could not be obtained from the operating system.

ACFS-00599: The Oracle Registry returned the following error while attempting to close the ACFS key *string string*

Cause: Possibly due to Oracle Registry corruption or a sudden loss of the Oracle Registry service.

Action: Examine the appended error message from the Oracle Registry. Run ocrcheck to verify the Oracle Registry is working properly.

ACFS-00600: Failed to access ACFS mount subkey information. The Oracle Registry returned the appended error. *string*

Cause: Failed to access ACFS mount information from the Oracle Registry.

Action: Examine the appended error message from the Oracle Registry.

ACFS-00601: Failed to initialize this utility's access to the Oracle Registry. Verify the registry service has started.

Cause: Either the Oracle Registry service was unavailable or the registry configuration was incomplete/inaccurate.

Action: Run ocrcheck to verify the registry service is working properly.

ACFS-00602: An internal error (BADARG) occurred while trying to determine the Oracle Registry configuration.

Cause: An Oracle internal error.

Action: Contact Oracle.

ACFS-00603: Failed to retrieve the Oracle Cluster Registry, OCR, configuration

Cause: Failed to obtain OCR information.

Action: Run ocrcheck to verify OCR is working properly.

ACFS-00604: Failed to retrieve the Oracle Local Registry, OLR, configuration

Cause: Failed to obtain Oracle Local Registry information.

Action: Run ocrcheck -local to verify the OLR is working properly.

ACFS-00605: Failed to retrieve the Oracle Registry configuration for an unknown reason

Cause: Failed to obtain Oracle Registry information.

Action: Run ocrcheck to verify the registry is working properly.

ACFS-00606: Could not determine if the system is configured for RAC or Oracle Restart environment.

Cause: The Oracle Registry service configuration could not be detected

Action: Run ocrcheck to verify the Oracle registry service.

ACFS-00607: Failed to access or create Oracle Registry keys required for ACFS operation

Cause: Oracle Registry keys required for operation either could not be accessed or created.

Action: Another error message number will follow this message. Analyze its output. Run ocrcheck to verify the Oracle registry is functioning properly. Also, verify acfsutil was invoked with administrative rights when attempting to add the ACFS mount points.

ACFS-00609: End-of-file received.

Cause: An end-of-file was received while waiting for the answer to a question prompt.

Action: None

ACFS-00619: This is a *string* computer, but the file system was created on a *string string* computer.

Cause: The file system was created on a computer which has a different Endian than the current system. Little Endian machines (such as the intel x86 based systems) store the Least Significant bit in the first byte of an integer value. Big Endian machines (such as Solaris SPARC and AIX Power based systems) store the Most Significant bit in the first byte of an integer value.

Action: Use a system with the same Endian as the system which created the file system.

ACFS-00620: This feature is not available for Oracle version *string* or lower on this platform.

Cause: Informational.

Action: None

ACFS-00621: Unable to determine privileges

Cause: An error occurred retrieving the user credentials.

Action: Verify the mount point is an ACFS mount point and it is not offline.

ACFS-00622: must provide a base mount point

Cause: A mount point on the base site was not provided.

Action: Provide an existing mount point on the base site.

ACFS-00623: must provide a target mount point

Cause: A mount point on the target site was not provided.

Action: Provide an existing mount point with an empty file system on the target site.

ACFS-00624: The path specified is too long.

Cause: The path specified exceeded the allowed maximum path length.

Action: Verify the path was entered correctly, or use a different path.

ACFS-00625: *string* is not a valid ACFS mount point.

Cause: The mount point path specified was not a valid mount point.

Action: Provide a valid ACFS mount point.

ACFS-00999: unexpected assert: "*string*", *string*: *string*: *number*

Cause: An unexpected situation has occurred.

Action: Contact Oracle Support Services.

ACFS-01001: Size specified cannot exceed size of volume.

Cause: Volume size was smaller than the requested size.

Action: Select a size that is less than or equal to the volume size and retry the ACFS format command.

ACFS-01002: ACFS requires a minimum volume size of *number*MB.

Cause: Volume was too small.

Action: Select a larger volume and retry.

ACFS-01004: *string* was not formatted.

Cause: An error occurred during the formatting of the volume.

Action: This message is accompanied by another error message. Respond as indicated for that message."

ACFS-01005: unable to allocate a buffer

Cause: A request for process virtual memory by the ACFS format command failed. This message is accompanied by other message(s) providing details on the error.

Action: Correct the problem indicated by the other message(s). If possible, change options to reduce required memory and/or take steps to increase memory available to the process. Otherwise, report this error to Oracle Support Services.

ACFS-01006: unable to open volume device '*string*'

Cause: Volume device could not be opened. This message is accompanied by other message(s) providing details on the error.

Action: Correct the problem indicated by the other message(s). If the cause of the problem is unclear, contact Oracle Support Services.

ACFS-01008: unable to open file system *string*

Cause: File system was not accessible.

Action: Verify the volume associated with the file system is enabled and online before retrying.

ACFS-01010: Volume already contains an ACFS file system. To reformat the volume, reissue *string* with the *stringf* option.

Cause: The on-disk metadata indicated that an ACFS file system is located on the volume.

Action: Verify the intended volume and reissue the format command with the force flag to overwrite the existing ACFS file system.

ACFS-01011: Volume contains an ACFS file system that is being checked. To reformat the volume, reissue *string* with the *stringf* option.

Cause: The volume contained a file system that was in the process of being checked by fsck (Unix or Linux) or acfschkdsk.exe (Windows).

Action: Verify the intended volume and reissue the format command with the force flag to overwrite the existing ACFS file system.

ACFS-01014: write of volume label failed

Cause: A write to the volume during file system creation failed. This message is accompanied by other message(s) providing details on the error.

Action: Correct the problem indicated by the other message(s). If the solution is not clear, contact Oracle Support Services.

ACFS-01018: failed to allocate a buffer for *number* bytes

Cause: A request for process virtual memory by the ACFS format command failed. This message is accompanied by other message(s) providing details on the error.

Action: Correct the problem indicated by the other message(s). If possible, change options to reduce required memory and/or take steps to increase memory available to the process. Otherwise, report this error to Oracle Support Services.

ACFS-01019: This volume contains a mounted ACFS file system. The file system must be dismounted with `acfsdismount` on all nodes.

Cause: The volume was in use by another file system.

Action: Dismount the ACFS file system with `acfsdismount` and retry the command.

ACFS-01020: This volume contains a mounted non-ACFS file system. The file system must be dismounted with '`advmutil dismount`'.

Cause: The volume was in use by another non-ACFS file system.

Action: Dismount the non-ACFS file system with '`advmutil dismount`' and retry the command.

ACFS-01033: write to volume failed

Cause: A write to the volume during file system creation failed. This message is accompanied by other message(s) providing details on the error.

Action: Correct the problem indicated by the other message(s). If the cause of the problem is unclear, contact Oracle Support Services.

ACFS-01038: write failed during setup of root directory entry

Cause: A write to the volume during file system creation failed. This message is accompanied by other message(s) providing details on the error.

Action: Correct the problem indicated by the other message(s). If the cause of the problem is unclear, contact Oracle Support Services.

ACFS-01041: write of snaps directory entry failed

Cause: A write to the volume during file system creation failed. This message is accompanied by other message(s) providing details on the error.

Action: Correct the problem indicated by the other message(s). If the cause of the problem is unclear, contact Oracle Support Services.

ACFS-01043: write of lost+found directory entry failed

Cause: A write to the volume during file system creation failed. This message is accompanied by other message(s) providing details on the error.

Action: Correct the problem indicated by the other message(s). If the cause of the problem is unclear, contact Oracle Support Services.

ACFS-01044: write of file entry table failed

Cause: A write to the volume during file system creation failed. This message is accompanied by other message(s) providing details on the error.

Action: Correct the problem indicated by the other message(s). If the cause of the problem is unclear, contact Oracle Support Services.

ACFS-01045: write of global bitmap failed

Cause: A write to the volume during file system creation failed. This message is accompanied by other message(s) providing details on the error.

Action: Correct the problem indicated by the other message(s). If the cause of the problem is unclear, contact Oracle Support Services.

ACFS-01046: read of global bitmap file entry failed

Cause: A read of the volume during file system creation failed. This message is accompanied by other message(s) providing details on the error.

Action: Correct the problem indicated by the other message(s). If the cause of the problem is unclear, contact Oracle Support Services.

ACFS-01047: write of global bitmap file entry failed

Cause: A write to the volume during file system creation failed. This message is accompanied by other message(s) providing details on the error.

Action: Correct the problem indicated by the other message(s). If the cause of the problem is unclear, contact Oracle Support Services.

ACFS-01049: seek to snap map header failure

Cause: A seek to the volume during file system creation failed. This message is accompanied by other message(s) providing details on the error.

Action: Correct the problem indicated by the other message(s). If the cause of the problem is unclear, contact Oracle Support Services.

ACFS-01050: write to snap map header failure

Cause: A write to the volume during file system creation failed. This message is accompanied by other message(s) providing details on the error.

Action: Correct the problem indicated by the other message(s). If the cause of the problem is unclear, contact Oracle Support Services.

ACFS-01051: partial write to snap map header failure

Cause: A write to the volume during file system creation failed. This message is accompanied by other message(s) providing details on the error.

Action: Correct the problem indicated by the other message(s). If the cause of the problem is unclear, contact Oracle Support Services.

ACFS-01052: write to snap map info entry failure

Cause: A write to the volume during file system creation failed. This message is accompanied by other message(s) providing details on the error.

Action: Correct the problem indicated by the other message(s). If the cause of the problem is unclear, contact Oracle Support Services.

ACFS-01053: partial write to snap map info entry failure

Cause: A write to the volume during file system creation failed. This message is accompanied by other message(s) providing details on the error.

Action: Correct the problem indicated by the other message(s). If the cause of the problem is unclear, contact Oracle Support Services.

ACFS-01054: write to snap map storage entry failure

Cause: A write to the volume during file system creation failed. This message is accompanied by other message(s) providing details on the error.

Action: Correct the problem indicated by the other message(s). If the cause of the problem is unclear, contact Oracle Support Services.

ACFS-01055: partial write to snap map storage entry failure

Cause: A write to the volume during file system creation failed. This message is accompanied by other message(s) providing details on the error.

Action: Correct the problem indicated by the other message(s). If the cause of the problem is unclear, contact Oracle Support Services.

ACFS-01113: Block size *string* is invalid for metadata.

Cause: An attempt to create a file system was rejected because the requested metadata block size was invalid.

Action: Specify a metadata block size of 4096 or take the default. File system creation sets the metadata block size to the primary volume's logical sector size by default.

ACFS-01150: unable to synchronize in-memory file data to disk

Cause: A request to flush all in-memory copies of buffers associated with the open handle failed. This message is accompanied by other message(s) providing details on the error.

Action: Correct the problem identified by the other message(s). If the problem has been resolved and the file system is unusable, retry the ACFS format command.

ACFS-01151: Ignoring invalid block size *number*, using *number*

Cause: An ACFS format command unsupported block size was specified.

Action: No action required. A supported block size will be used.

ACFS-01152: The length of accelerator volume name exceeds *number*.

Cause: Accelerator volume name length exceeded the maximum length displayed in the message.

Action: Select an accelerator volume name with length less than or equal to the maximum length displayed in the message and retry the command.

ACFS-01154: The accelerator volume contains a mounted ACFS file system. The file system must be dismounted with `acfsdismount` on each node.

Cause: The specified volume could not be used as an accelerator volume because it was in use by a mounted file system.

Action: Dismount the ACFS file system with `acfsdismount` and retry the command.

ACFS-01155: The accelerator volume contains a mounted non-ACFS file system. The file system must be dismounted with `'advmutil dismount'`.

Cause: The specified volume could not be used as an accelerator volume because it was in use by a mounted non-ACFS file system.

Action: Dismount the non-ACFS file system with `'advmutil dismount'` and retry the command.

ACFS-01156: The Oracle ASM Dynamic Volume Manager (Oracle ADVM) compatibility attribute for the disk group is less than the required minimum 12.1.0.2.0.

Cause: An attempt to create a file system with an accelerator volume failed because the ADVM compatibility attribute for the disk group was not set to 12.1.0.2.0 or higher.

Action: Use the Oracle ASM Configuration Assistant (ASMCA) tool or the SQL statement ALTER DISKGROUP to upgrade COMPATIBLE.ADVDM attribute.

ACFS-01159: The accelerator volume must be different from the volume containing the file system.

Cause: The file system could not be created because the same volume was specified for both the accelerator and the file system.

Action: Choose a different volume for the accelerator and retry the command.

ACFS-01160: The specified accelerator volume was smaller than the *number string* required for this file system.

Cause: The file system could not be created because the specified accelerator volume was below the minimum allowed size reported in the message.

Action: Select a larger accelerator volume and retry the command.

ACFS-01164: The specified device '*string*' is already in use with a CRS-managed file system.

Cause: The file system could not be created because the specified device was already registered with CRS (Cluster Ready Services).

Action: Select an unused device, or use srvctl to modify the association for this device and retry the file system creation.

ACFS-01170: Accelerator volume sector size = *number* must match primary volume sector size = *number*

Cause: An attempt to create a file system was rejected because the logical sector sizes of primary and accelerator volume were different, as shown. The sector sizes of the primary and accelerator volumes must be the same.

Action: Select devices that have the same logical sector size for the primary and accelerator volumes or specify the 'i 4096' switch.

ACFS-01173: The Oracle ASM Dynamic Volume Manager (Oracle ADVDM) compatibility attribute for the disk group is less than the required minimum 12.2.0.0.0.

Cause: An attempt to create a file system failed because the ADVDM disk group compatibility had not been upgraded to the indicated version for either the primary or accelerator volume, which is required for that command.

Action: Use the Oracle ASM Configuration Assistant (ASMCA) tool or the SQL ALTER DISKGROUP statement to upgrade the disk group compatibility (COMPATIBLE.ADVDM attribute) to the specified version and then re-issue the original command. If the disk group compatibility cannot be upgraded, update the ACFS compatibility using the 'acfsutil compat set' command and then re-issue the original command.

ACFS-01176: file system format requires volumes with sector size = *number*

Cause: An attempt to create a file system was rejected because the logical sector size of the primary or accelerator volumes was too large for the 512-byte metadata block size format.

Action: Select devices with a 512-byte logical sector size when creating a file system using the 'i 512' format switch. Use the command 'advmutil volstats' to verify that the volume's sector size is 512 bytes before formatting the file system. Alternatively, format the file system without the 'i 512' switch, allowing Oracle ACFS to create a 4096-byte metadata block size format.

ACFS-02001: unable to allocate a buffer

Cause: A request for process virtual memory by mount command failed. This message is accompanied by other message(s) providing details on the error.

Action: Correct the problem indicated by the other message(s). If possible, change options to reduce required memory and/or take steps to increase memory available to the process. Otherwise, report this error to Oracle Support Services.

ACFS-02006: unable to terminate the Oracle Registry connection

Cause: Either the Oracle Registry service was unavailable or the Oracle Registry configuration was incomplete/inaccurate.

Action: Run `crs_stat` and `ocrcheck` to verify CSS and the Oracle Registry are working properly. If they are not accessible and the cause is unclear, report this error to Oracle Support Services.

ACFS-02012: Mount of *string* failed, volume *string* does not exist. Verify that *string* exists on this node.

Cause: Could not mount the file system retrieved from the Oracle Registry.

Action: Verify the volume exists on this node and that it is accessible.

ACFS-02014: Mount of *string* failed. Error *number* was returned.

Cause: Mount operation failed.

Action: Verify the mount point and volume both exist and are accessible before retrying the mount command.

ACFS-02015: Failed to open mount point *string*. Verify the mount point exists.

Cause: Mount point could not be opened.

Action: Verify the mount point exists and is accessible before retrying the mount command.

ACFS-02017: Failed to open volume *string*. Verify the volume exists.

Cause: The volume could not be opened.

Action: Verify the ASM instance is operational and the volume is enabled and accessible before retrying the mount command.

ACFS-02018: Volume *string* contains an ACFS file system that is being checked. Allow the file system check to complete.

Cause: The volume contained a file system that was in the process of being checked by the ACFS checker.

Action: Allow the ACFS checker to complete before retrying the mount. If the ACFS checker is not running on this file system and a file system check was previously interrupted, reissue the ACFS checker.

ACFS-02026: unable to verify the host names passed in are part of the cluster

Cause: Either CSS was unavailable or the CSS configuration was incomplete/inaccurate.

Action: Run `crs_stat` to verify CSS is working properly.

ACFS-02027: unable to obtain the local CSS node name

Cause: Either CSS was unavailable or the CSS configuration was incomplete/inaccurate.

Action: Run `crs_stat` to verify CSS is working properly.

ACFS-02046: Volume *string* cannot be mounted. Examine the system event log for possible causes.

Cause: The volume mount failed. This could be caused by an out of space condition if this is the first mount of a file system on a node.

Action: Examine the system event log for more detail.

ACFS-02050: unable to set in-memory mount information

Cause: Could not communicate with the mounted file system.

Action: Verify the ASM instance is operational and the volume is enabled and accessible before retrying.

ACFS-02080: Volume *string* failed to mount due to a version mismatch. Volume version *number* is not supported by the current driver, which supports a maximum volume version of *number*.

Cause: The volume mount failed because the loaded ACFS driver did not support the volume version of the indicated volume.

Action: Use the 'acfsdriverstate version' command to obtain the version of the loaded ACFS driver and contact Oracle Support Services.

ACFS-02081: Warning: acfschkdsk.exe should be run on volume *string* at your earliest convenience

Cause: A flag in the superblock indicates that a metadata inconsistency has been found on this volume.

Action: Run acfschkdsk.exe as soon as possible to fix the metadata inconsistency.

ACFS-02082: unable to verify if the host names provided are part of the cluster

Cause: Could not obtain information about the cluster.

Action: Run crs_stat to verify health of CSS.

ACFS-02083: cannot get the local CSS node name

Cause: Could not obtain local CSS node name.

Action: Run crs_stat to verify health of CSS.

ACFS-02090: unable to retrieve ACFS mount information from CRS

Cause: Failed to retrieve mount information the CRS.

Action: Analyze the error messages that precede this message.

ACFS-02092: Mount of *string* failed, node *string* is not a member of the CSS cluster.

Cause: Could not mount the file system retrieved from the Oracle Registry.

Action: Verify the node listed in the entry is a member of the CSS cluster.

ACFS-02119: creating administrative network share for mount point *string* at share name '*string*'

Cause: Informational

Action: None

ACFS-02120: administrative network share for mount point *string* already exists at share name '*string*'

Cause: Informational

Action: None

ACFS-02121: administrative network share '*string*' already exists, but does not share mount point *string*

Cause: Attempted to create an administrative network share for the specified ACFS mount point, but the required share name was already in use.

Action: Remove the conflicting network share using 'net share *share name* /delete'. Remount the ACFS file system to retry creating an administrative network share for the mount point.

ACFS-02122: retrieving information for administrative network share '*string*' failed

Cause: While creating an administrative network share for the specified ACFS mount point, failed to retrieve information on any network share that might already exist at the required share name. This message is accompanied by other messages providing details on the error.

Action: Correct the error indicated by the accompanying messages. Remount the ACFS file system to retry creating an administrative network share for the mount point.

ACFS-02123: creating administrative network share for mount point *string* at share name '*string*' failed

Cause: Failed to create an administrative network share for the specified ACFS mount point. This message is accompanied by other messages providing details on the error.

Action: Correct the error indicated by the accompanying messages. Remount the ACFS file system to retry creating an administrative network share for the mount point.

ACFS-02124: could not create administrative network share for mount point *string* at share name '*string*'

Cause: Failed to create an administrative network share for the specified ACFS mount point. This message is accompanied by other messages providing details on the error.

Action: Correct the error indicated by the accompanying messages.

ACFS-02125: volume '*string*' is already in use

Cause: The volume was in use by another file system.

Action: Verify the volume specified.

ACFS-02126: Volume *string* cannot be mounted.

Cause: The volume mount failed. This message is accompanied by other messages providing details on the error.

Action: Correct the problem indicated by the other messages and retry the mount command.

ACFS-02127: unable to transfer mount data to the ACFS driver

Cause: The mount failed because the transfer of mount data from the mount command to the ACFS driver failed. This message is accompanied by other messages providing details on the error.

Action: Correct the problem identified by the other messages. If the cause is unclear, contact Oracle Support Services.

ACFS-02128: unable to clean up mount data passed to ACFS driver

Cause: The operation to clean up mount data from a temporary location / failed.

Action: None. This state will not have any repercussions and it will be remedied automatically during the next restart.

ACFS-02129: Volume *string* cannot be mounted. Volume is out of space.

Cause: The volume mount failed because the volume was out of space.

Action: Correct the problem by resizing the ADVM volume and then retry the mount command.

ACFS-02130: Volume *string* cannot be mounted. Volume version does not match the ACFS driver version.

Cause: The volume mount failed because the loaded ACFS driver does not support the volume version.

Action: Use 'acfsdriverstate' command to determine the state of the ACFS driver and address any issues that are reported. Retry the mount command after the installed driver has been verified.

ACFS-02131: Volume *string* cannot be mounted. Cluster membership is not established.

Cause: The volume mount failed because the ACFS driver could not communicate with Oracle Clusterware.

Action: Verify the online state of Oracle Clusterware using command 'crsctl check CRS' and address any issues that are reported. Retry the mount command once Oracle Clusterware is fully operational.

ACFS-02132: Volume *string* cannot be mounted. Insufficient kernel resources to complete the mount.

Cause: The volume mount failed due to insufficient kernel resources.

Action: Reduce the load activity on the system and retry the mount command.

ACFS-02133: Volume *string* cannot be mounted. Metadata inconsistency found on-disk.

Cause: The volume mount failed due to a metadata inconsistency found in the volume superblock.

Action: Run command 'fsck -t acfs' as soon as possible to fix the metadata inconsistency and then retry the mount command.

ACFS-02135: Volume *string* failed to mount due to a version mismatch. Volume version *number* is not supported by the *number.number.number.number.number* release.

Cause: The volume mount failed because the loaded ACFS driver did not support the volume version of the indicated volume.

Action: Use the 'acfsdriverstate version' command to obtain the version of the loaded ACFS driver and contact Oracle Support Services.

ACFS-02136: Volume *string* failed to mount due to a version mismatch. Volume version *number* requires that the loaded ACFS drivers be from the *number.number.number.number.number* Oracle Database Appliance release.

Cause: The volume mount failed because the loaded ACFS driver did not support the volume version of the indicated volume.

Action: Use the 'acfsdriverstate version' command to obtain the version of the loaded ACFS driver and contact Oracle Support Services.

ACFS-03001: Failed to open *string*. Verify that *string* exists.

Cause: The mount point or file could not be opened.

Action: Verify the mount point or file is accessible before retrying.

ACFS-03003: Cannot decrease the volume by this amount.

Cause: Requested size exceeded the size of the file system.

Action: Select a size that is smaller than the size of the file system and retry.

ACFS-03004: cannot reduce primary volume size below 200MB

Cause: A size request specified a primary volume size less than the minimum allowed.

Action: Specify a primary volume size of 200MB or more

ACFS-03008: The volume could not be resized. The volume expansion limit has been reached.

Cause: The file system's internal storage bitmap has a five extent limit. Growing the file system may fail if it has already been grown four or more times, using up all available storage bitmap extents.

Action: If the file system has been grown four or more times, running the ACFS Fixer may allow future volume expansions.

ACFS-03013: unable to open *string*

Cause: Volume could not be opened to remove the file system.

Action: Verify the volume is not mounted on any node in the cluster before retrying.

ACFS-03033: unable to open *string*

Cause: The log file specified could not be created and/or opened.

Action: If a file exists by the same name as the log file specified, verify that this is a file that can be overwritten.

ACFS-03043: name of snapshot cannot exceed *number* bytes

Cause: An attempt to create a snapshot was rejected because the specified snapshot name was too long.

Action: Issue the command again using a shorter snapshot name.

ACFS-03044: Failed to open mount point *string*. Verify the mount point exists.

Cause: Mount point could not be opened for snapshot operation.

Action: Verify the mount point exists and is accessible before retrying the snap command.

ACFS-03052: unable to delete snapshot *string* due to open files

Cause: There are files open in the snapshot.

Action: Use lsof or similar tool to find the processes with open files. No files can be open in the snapshot for the snapshot delete operation to succeed.

ACFS-03054: snapshot *string* is not a valid snapshot name

Cause: Possible causes include: 1) The snapshot name exceeded the limit of 255 characters. 2) The snapshot name equaled "." or "..". 3) The snapshot name contained "/" (Unix or Linux). 4) The snapshot name contained "" or ":" (Windows). 5) The snapshot name contained an illegal character for NTFS file names (Windows).

Action: Verify that the snapshot name meets the criteria listed in the cause statement.

ACFS-03091: Failed to open *string*. This may mean the *string* driver is not loaded/running

Cause: The driver's control device could not be accessed.

Action: Verify the driver is loaded and running.

ACFS-03096: error opening configuration file *string*

Cause: The configuration file cannot be created and/or opened.

Action: If the configuration file exists, verify the file can be opened.

ACFS-03097: error accessing configuration file *string*

Cause: Seek to the end of the configuration file failed.

Action: If the configuration file exists, verify the file is accessible.

ACFS-03106: Invalid combination of arguments. *stringa* was previously specified to add an ACFS mount point to Oracle Registry.

Cause: Invalid option combination.

Action: Retry the command with one set of operations.

ACFS-03107: Invalid combination of arguments. *stringd* was previously specified to remove an ACFS mount point from the Oracle Registry.

Cause: Invalid option combination.

Action: Retry the command with one set of operations.

ACFS-03108: Neither *string* nor *string* is an ADVM volume.

Cause: Volume specified was not an ADVM volume.

Action: Retry the command with an ADVM volume.

ACFS-03110: unable to access the Oracle Registry *string*

Cause: Either the Oracle Registry service was unavailable or the registry configuration was incomplete/inaccurate.

Action: Run ocrcheck to verify the Oracle Registry is working properly. Analyze the appended Oracle Registry service error message.

ACFS-03114: unable to allocate a buffer

Cause: A request for process virtual memory by acfsutil registry failed This message is accompanied by other message(s) providing details on the error.

Action: Correct the problem indicated by the other message(s). If possible, change options to reduce required memory and/or take steps to increase memory available to the process. Otherwise, report this error to Oracle Support Services.

ACFS-03115: an error occurred while attempting to disconnect from Oracle Registry

Cause: Either the Oracle Registry service was unavailable or the Oracle Registry configuration was incomplete/inaccurate.

Action: Run ocrcheck to verify the Oracle Registry service is working properly. If the cause of the problem is unclear, contact Oracle Support Services.

ACFS-03117: unable to verify if the hostnames provided are part of the cluster

Cause: Could not obtain information about the cluster.

Action: Run crs_stat to verify health of CSS.

ACFS-03118: cannot obtain the node number of host *string* via CSS or the Oracle Registry

Cause: Could not determine the node number for the specified host.

Action: Verify that the specified host is a member of this cluster.

ACFS-03119: Incorrect data format in file '*number*'.

Cause: The file data was not in the expected format.

Action: Contact Oracle Support Services.

ACFS-03120: Note: Reported snapshot space usage is inaccurate.

Cause: The snapshot storage calculated was not expected.

Action: No action is required. To get a more accurate count, dismount the file system on all nodes and run fsck (Unix or Linux) or acfschkdisk.exe (Windows).

ACFS-03122: failed to create Oracle Registry ACFS key *string string*

Cause: Failed to create ACFS key(s) SYSTEM.ACFS and/or SYSTEM.ACFS.Mounts in the Oracle Registry.

Action: Run ocrcheck to verify the Oracle Registry service is working properly. Verify acfsutil is executed with operating system administrator privileges.

ACFS-03123: failed to create Oracle Registry ACFS key *string* because it already exists

Cause: The Oracle Registry ACFS key already exists.

Action: Run ocrcheck to verify the Oracle Registry service is working properly.

ACFS-03124: failed to create Oracle Registry ACFS subkey because it already exists

Cause: The Oracle Registry mounts subkey already exists.

Action: Run ocrcheck to verify the Oracle Registry service is working properly. If the ACFS mount entry is in an inconsistent state delete it, then re-add it using acfsutil with the registry option. If the problem persists, contact Oracle Support Services.

ACFS-03125: error retrieving the volume using Oracle Registry key: *string*

Cause: Could not retrieve volume information from mount entry in the Oracle Registry.

Action: Run ocrcheck to verify the Oracle Registry is working properly.

ACFS-03126: error retrieving the mount point using Oracle Registry key: *string*

Cause: Could not retrieve mount point information from mount entry in the Oracle Registry.

Action: Run ocrcheck to verify the Oracle Registry is working properly.

ACFS-03127: error retrieving the mount options using Oracle Registry key: *string*

Cause: Could not retrieve mount options from mount entry in the Oracle Registry.

Action: Run ocrcheck to verify the Oracle Registry is working properly.

ACFS-03128: error retrieving the version using Oracle Registry key: *string*

Cause: Could not retrieve the version for mount entry in the Oracle Registry.

Action: Run ocrcheck to verify the Oracle Registry is working properly.

ACFS-03129: error retrieving the nodes list using Oracle Registry key: *string*

Cause: Could not retrieve the nodes list for mount entry in the Oracle Registry.

Action: Run ocrcheck to verify the Oracle Registry is working properly.

ACFS-03130: Resize request is greater than allowed maximum for ADVM volume.

Cause: An attempt to resize an ADVM volume failed because the size requested was larger than the maximum allowed ADVM volume size.

Action: Check the instance alert log for the maximum size of the ADVN volume and retry the resize operation, specifying a smaller volume size.

ACFS-03133: The Oracle Registry returned the following error while attempting to access the security attributes of key *string*: \n *string*

Cause: Could not access the security information of Oracle Registry. This message is accompanied by other message(s) from the Registry providing details on the error.

Action: Correct the problem identified by the other message(s). If the cause is unclear, contact Oracle Support Services.

ACFS-03134: An error occurred while accessing Oracle Registry for a delete mount point operation. *string*

Cause: Could not retrieve data from the Oracle Registry. This message is accompanied by other message(s) providing details on the error.

Action: Correct the problem indicated by the other message(s). If the cause of the problem is unclear, contact Oracle Support Services.

ACFS-03135: unable to locate mount point *string* in Cluster Ready Services

Cause: An attempt to access the ACFS mount point failed because the mount point information could not be retrieved from CRS.

Action: Verify the mount point is registered with CRS using the 'acfsutil registry *device*' commands.

ACFS-03136: unable to locate volume *string* in Cluster Ready Services

Cause: An attempt to access the ASM volume failed because the volume information could not be retrieved from CRS.

Action: Verify the volume is registered with CRS using the 'acfsutil registry *device*' commands.

ACFS-03137: Multiple entries exist for the mount point *string*. Rerun the command with the volume name.

Cause: Could not locate unique entry for mount point in the Oracle Registry.

Action: Retry acfsutil registry with volume name.

ACFS-03138: failed to create and set Oracle Registry ACFS mount info key *string*

Cause: Could not create and set a mount info key in the Oracle Registry.

Action: Run ocrcheck to verify the Oracle Registry is working properly.

ACFS-03139: error retrieving the disk group name using Oracle Registry key: *string*

Cause: Could not retrieve the disk group name from the mount entry in the Oracle Registry.

Action: Run ocrcheck to verify the Oracle Registry is working properly.

ACFS-03140: error retrieving the volume name using Oracle Registry key: *string*

Cause: Could not retrieve the volume name from the mount entry in the Oracle Registry.

Action: Run ocrcheck to verify the Oracle Registry is working properly.

ACFS-03141: unable to open device *string*

Cause: The device could not be opened.

Action: Check the diskgroup is mounted and the specified volume is enabled.

ACFS-03142: Failed to retrieve the diskgroup and volume name for device *string*. See the attached error.

Cause: Possible internal error.

Action: Check the attached error. If not serviceable, contact Oracle.

ACFS-03143: The specified mount point does not exist and therefore cannot be deleted.

Cause: The Oracle Registry has not been configured for ACFS or the specified mount point does not exist.

Action: Run "acfsutil registry" to list out the available ACFS mount points.

ACFS-03145: unable to remove ACFS volume *string* from Oracle Registry

Cause: Could not remove volume from Oracle Registry.

Action: Verify the volume exists in the Oracle Registry using the acfsutil registry command.

ACFS-03146: Warning: The ACFS mount point group ownership cannot be re-initialized in the Oracle Registry. The registry is initialized from the ACFS control device on first use, and may have changed ownership since then. Current Key Ownership: *string*

Cause: An attempt was made to re-initialize the ACFS mount point group ownership in the Oracle Registry. This may be because the ACFS control device /dev/ofsctl or /dev/acfsctl has changed owners.

Action: Re-initializing the ACFS mount point group ownership in the Oracle Registry is not supported.

ACFS-03147: invalid ACFS file identifier provided

Cause: The ACFS file identifier provided by the user had an illegal value.

Action: Re-enter a number other than 0 or -1.

ACFS-03148: ioctl call to obtain pathname associated with file id *number* failed

Cause: An internal ioctl operation to map from an ACFS file identifier to a pathname failed. This message is accompanied by other message(s) providing details on the error.

Action: Correct the problem indicated by the other message(s). If the cause of the problem is unclear, contact Oracle Support Services.

ACFS-03149: constructed path name is longer than system limit of *number* characters

Cause: The length of the pathname being constructed has exceeded the system limit of %d characters. This may be due to changes in the file system namespace while the command is running.

Action: Try the command again. If the problem persists, contact Oracle Support Services.

ACFS-03151: The ACFS file identifier provided is not associated with a user file or directory.

Cause: The ACFS file identifier, although valid, was not for a user file or directory.

Action: None. There is no pathname associated with this ACFS file identifier.

ACFS-03152: The ACFS file identifier provided is invalid for the mountpoint specified.

Cause: The ACFS file identifier was not a valid identifier for the mountpoint specified.

Action: Verify that the correct ACFS file identifier and mountpoint were specified.

ACFS-03153: The file system name space has changed and a pathname cannot be obtained.

Cause: The ACFS file identifier was valid, but could not be used to obtain a full file pathname.

Action: Verify that the correct ACFS file identifier and mountpoint were specified.

ACFS-03154: Failed to determine the full pathname. Too many directory levels.

Cause: acfsutil has received information from the operating system that it could not process fully.

Action: Report this error to Oracle Support Services.

ACFS-03157: unsupported file type for *string*, not a mount point

Cause: An invalid entry was passed on the command line.

Action: The acfsutil info acfs command requires that the input be a mount point.

ACFS-03158: unsupported file type for *string*, not a mount point or a file

Cause: An invalid entry was passed on the command line.

Action: The acfsutil size command requires that the input be a mount point or a file.

ACFS-03161: Device : *string* : Mount Point : *string* already exists in the Oracle Registry

Cause: This entry has already been added to the Oracle Registry.

Action: None

ACFS-03162: Warning: The file system was resized, but an error occurred while resizing the ADVM volume. File system size now *number* MB, volume size *number* MB.

Cause: An error occurred during ADVM volume resize.

Action: Reissue the resize command.

ACFS-03165: Unable to add the file system on device *string* to the ACFS registry. It is currently managed by CRS.

Cause: The file system is currently managed by CRS and a file system cannot be managed by both CRS and the ACFS registry.

Action: Remove the file system resource from CRS or continue to use CRS to manage the file system.

ACFS-03166: Unable to add a STOP_DEPENDENCY to the ACFS registry for device *string*.

Cause: The ACFS registry resource could not be updated.

Action: Verify the ACFS registry state ('crsctl stat res ora.registry.acfs -p')

ACFS-03167: Unable to remove the STOP_DEPENDENCY for device *string* from the ACFS registry.

Cause: The ACFS registry resource could not be updated.

Action: Verify the ACFS registry state ('crsctl stat res ora.registry.acfs -p')

ACFS-03168: Internal error: *string number*

Cause: An Oracle internal error.

Action: Contact Oracle Support Services.

ACFS-03169: Unable to set log file size.

Cause: The ACFS driver was unable to set the log file size.

Action: Check the log file to see the reason of failure.

ACFS-03170: Minimum log file size is *number*.

Cause: The ACFS driver was unable to set the log file size.

Action: Log file size has to be bigger than or equal to the minimum size.

ACFS-03171: insufficient contiguous free ASM Diskgroup space

Cause: An attempt to resize an ADVM volume failed because ASM did not have enough contiguous free diskgroup storage. This could have been a transient condition if ASM rebalance was running, otherwise the ASM alert logs may provide detailed failure indications.

Action: Check the ASM alert logs, address ASM issues if any, and retry the resize. If ASM rebalance is running it may release sufficient space by completion to allow a retry of the resize to succeed. Monitor V\$ASM_DISK.FREE_MB view, if desired, to track free storage and retry the resize if sufficient storage becomes available. Otherwise, retry the resize after using ASM commands to increase the free space or retry, specifying a smaller quantity.

ACFS-03172: ADVM is busy with Mirror recovery. Try again later.

Cause: ADVM could not resize the volume because it is recovering the mirrored volumes.

Action: Try again later. The system console log will contain mirror recovery started and completed messages. For example: [Oracle ADVM] Mirror recovery for volume asm/volume-name started. [Oracle ADVM] Mirror recovery for volume asm/volume-name completed.

ACFS-03173: ADVM or ASM is unable to resize the volume. Check the ASM alert log.

Cause: ADVM or ASM is unable to resize the volume.

Action: Check the ASM alert log.

ACFS-03174: The Oracle ASM Dynamic Volume Manager (Oracle ADVM) compatibility attribute for the disk group is less than 11.2.0.3.0.

Cause: The creation of a read/write snapshot was rejected because the ADVM disk group compatibility had not been upgraded to 11.2.0.3.0 or higher, which is required for that command.

Action: Use the Oracle ASM Configuration Assistant (ASMCA) tool or the SQL ALTER DISKGROUP statement to upgrade the disk group compatibility (COMPATIBLE.ADVM attribute) to the specified version and then re-issue the original command. If the disk group compatibility cannot be upgraded, update the ACFS compatibility using the 'acfsutil compat set' command and then re-issue the original command.

ACFS-03177: maximum log file size cannot exceed *number* MB

Cause: The ACFS driver was unable to set the log file size.

Action: Retry the command with a log file size that is smaller than the maximum size.

ACFS-03178: unable to delete snapshot *string* while cluster is in rolling migration

Cause: The cluster was in rolling migration. Snapshot deletions are not allowed during rolling migration.

Action: Complete the rolling migration and then delete the snapshot.

ACFS-03179: unable to create snapshot '*string*' while cluster is in rolling migration

Cause: The cluster was in rolling migration. Snapshot creations are not allowed during rolling migration.

Action: Complete the rolling migration and then create the snapshot.

ACFS-03180: Unable to obtain ASM volume device information for '*string*'

Cause: The operation for retrieval of ASM volume device information failed. This message is accompanied by other message(s) providing details on the error.

Action: Correct the problem indicated by the other message(s). If the solution is not clear, contact Oracle Support Services.

ACFS-03185: Unable to obtain ASM volume extent information for *string*

Cause: The operation for retrieval of ASM volume extent information failed. This message is accompanied by other message(s) providing details on the error.

Action: Correct the problem indicated by the other message(s). If the solution is not clear, contact Oracle Support Services.

ACFS-03186: Supplied ACFS file offset value exceeded the maximum of the file and allocation sizes of *number*.

Cause: The supplied file offset value in bytes exceeded both the file size and allocation size.

Action: Specify a file offset within the actual or allocated size of the file. Use 'acfsutil info file filename' to see those values.

ACFS-03187: Extent *number* (mirror *number*) is not in use.

Cause: Informational

Action: None

ACFS-03197: unable to delete snapshot *string* while it is configured for use by ACFS replication

Cause: An attempt to delete a snapshot was rejected because it was configured for use by ACFS replication.

Action: To force deletion of the snapshot, re-try the command with the -R option.

ACFS-03198: unable to delete snapshot *string* as a component of ACFS replication

Cause: An attempt to delete a snapshot was rejected because it was not

Action: To delete the snapshot, re-try the command without the -R option.

ACFS-03199: unable to convert snapshot *string* because it is replication-specific

Cause: An attempt was made to convert a replication-specific snapshot while replication was running.

Action: Terminate replication and retry the command.

ACFS-03203: Invalid snap command.

Cause: An invalid entry was passed on the command line.

Action: Use a valid 'acfsutil snap' command combination. Valid commands are 'acfsutil snap create', 'acfsutil snap delete', and 'acfsutil snap info'

ACFS-03204: Snapshot '*string*' is already read-only.

Cause: A request was made to convert a snapshot to be read-only but the snapshot was already read-only.

Action: None

ACFS-03205: Snapshot '*string*' is already read-write.

Cause: A request was made to convert a snapshot to be read-write but the snapshot was already read-write.

Action: None

ACFS-03206: The ADVN compatibility attribute for the diskgroup was below the required version (*string*) for the 'acfsutil snap convert' command.

Cause: The 'acfsutil snap convert' command was rejected because the ADVN disk group compatibility had not been upgraded to the indicated version, which is required for that command.

Action: Use the Oracle ASM Configuration Assistant (ASMCA) tool or the SQL ALTER DISKGROUP statement to upgrade the disk group compatibility (COMPATIBLE.ADVN attribute) to the specified version and then re-issue the original command. If the disk group compatibility cannot be upgraded, update the ACFS compatibility using the 'acfsutil compat set' command and then re-issue the original command.

ACFS-03207: invalid combination of options

Cause: The 'acfsutil snap convert' command was passed an invalid option combination which included both the -r and -w options.

Action: Remove either the -r or -w option from the 'acfsutil snap convert' command.

ACFS-03208: The /r option is not supported on this operating system

Cause: The 'acfsutil snap convert /r' option was specified. This functionality requires a minimum operating system version of Windows Server 2008 R2.

Action: Upgrade operating system to Windows Server 2008 R2 or use the 'acfsutil snap create' command to create a read-only snapshot.

ACFS-03212: There are too many snapshots for the file system associated with *string*. Only *number* are allowed. Reduce the number of snapshots before proceeding.

Cause: An attempt to create more than the maximum allowed number of active snapshots was rejected.

Action: Delete a snapshot before creating a new one.

ACFS-03213: Creation of a snapshot failed due to presence of snapshots that prevent this functionality.

Cause: A snapshot creation which specified a parent snapshot was not processed because of compatibility issues with existing snapshots. Possible causes include: 1) Snapshots of the file system were found that were created before ADVN compatibility attribute was set to 12.1. 2) Snapshots of the file system were found that

were created after ADVN compatibility was set to 12.1 but while 11.2 snapshots existed.

Action: Delete all snapshots associated with the file system and retry the command.

ACFS-03214: The Oracle ASM Dynamic Volume Manager (Oracle ADVN) compatibility attribute for the disk group is less than 12.1.

Cause: The creation of a snapshot with a parent snapshot was rejected because the ADVN disk group compatibility had not been upgraded to version 12.1 or higher, which is required for that command.

Action: Use the Oracle ASM Configuration Assistant (ASMCA) tool or the SQL ALTER DISKGROUP statement to upgrade the disk group compatibility (COMPATIBLE.ADVN attribute) to the specified version and then re-issue the original command. If the disk group compatibility cannot be upgraded, update the ACFS compatibility using the 'acfsutil compat set' command and then re-issue the original command.

ACFS-03216: The ADVN compatibility attribute for the diskgroup was below the required version (*string*) for unlimited volume expansions.

Cause: A request to resize the ACFS file system failed because the volume expansion limit was reached. This limit was in effect because the ADVN compatibility attribute associated with the disk group had not been upgraded to the indicated version, which is required for that command.

Action: Use the Oracle ASM Configuration Assistant (ASMCA) tool or the SQL ALTER DISKGROUP statement to upgrade the disk group compatibility (COMPATIBLE.ADVN attribute) to the specified version and then re-issue the original command. If the disk group compatibility cannot be upgraded, update the ACFS compatibility using the 'acfsutil compat set' command and then re-issue the original command.

ACFS-03228: unable to retrieve metadata statistics for primary volume associated with mount point *string*

Cause: An internal ioctl operation to retrieve ACFS metadata statistics failed. This message is accompanied by other messages providing details on the error.

Action: Correct the problem identified by the other messages. If the cause is unclear, contact Oracle Support Services.

ACFS-03229: unable to retrieve metadata statistics for accelerator volume associated with mount point *string*

Cause: An internal ioctl operation to retrieve ACFS metadata statistics failed. This message is accompanied by other messages providing details on the error.

Action: Correct the problem identified by the other messages. If the cause is unclear, contact Oracle Support Services.

ACFS-03243: failed to write Hang Manager entries to the kernel in-memory and persistent logs

Cause: An internal ioctl operation to write Hang Manager data to the in-memory and persistent logs failed. This message is accompanied by other messages providing details on the error.

Action: Correct the problem identified by the other messages. If the cause is unclear, contact Oracle Support Services.

ACFS-03244: The specified numeric value *string* is outside the valid range.

Cause: The indicated numeric argument was rejected because it was too long to be converted to a 64-bit internal representation.

Action: Retry the command specifying a value between $-2^{63}+1$ and $2^{63}-1$.

ACFS-03255: accelerator volume not replaced

Cause: An attempt to replace the accelerator volume failed. This message is accompanied by other messages providing details on the error.

Action: Correct the problems indicated by the other messages. If the cause of the problems is unclear, contact Oracle Support Services.

ACFS-03256: primary volume has no accelerator volume to replace

Cause: An attempt to replace the accelerator volume was rejected because the specified volume did not have an accelerator volume associated with it.

Action: Ensure that the primary volume has an associated accelerator volume before attempting replacement.

ACFS-03257: the specified primary volume is an accelerator volume. Cannot proceed.

Cause: An attempt to replace an accelerator volume was rejected because the volume specified as the primary volume was not a primary volume.

Action: Ensure that the specified volume is a primary volume with an associated accelerator volume before attempting replacement.

ACFS-03258: the specified replacement accelerator volume must be at least as large as the accelerator volume it is to replace.

Cause: An attempt to replace the accelerator volume was rejected because the specified replacement volume was smaller than the current accelerator volume.

Action: Retry the 'acfsutil accel replace' command specifying a volume at least as large as the volume to be replaced.

ACFS-03263: Volume signature indicates that an accelerator operation is in progress.

Cause: An attempt to perform a filesystem check could not be completed because metadata showed that an accelerator operation was either in progress or incomplete on the specified volume.

Action: Ensure that an accelerator operation is not being run on another node or by another user before attempting to check this file system again. If an accelerator change operation had been started and then aborted, use 'fsck -f' to repair the volume. If the operation was interrupted, run it again with the same arguments.

ACFS-03264: 'acfsutil accel replace' failed due to a version mismatch. The Oracle ASM Dynamic Volume Manager (Oracle ADVM) compatibility attribute for the disk group is less than *number.number.number.number*.

Cause: An attempt to replace an accelerator volume was rejected because the ADVM disk group compatibility had not been upgraded to the release specified in the message or higher, which is required for the operation.

Action: Use the Oracle ASM Configuration Assistant (ASMCA) tool or the SQL ALTER DISKGROUP statement to upgrade the disk group compatibility (COMPATIBLE.ADVM attribute) to the specified version and then re-issue the original command. If the disk group compatibility cannot be upgraded, update the

ACFS compatibility using the 'acfsutil compat set' command and then re-issue the original command.

ACFS-03265: 'acfsutil accel replace' interrupted. Ensure primary volume is accessible then run 'acfsutil accel replace' with the same arguments again to complete the operation.

Cause: An event or condition interrupted the execution of the 'acfsutil accel replace' command. This message is accompanied by other messages providing details on the error.

Action: Address errors in the accompanying error messages and run 'acfsutil accel replace' with the same arguments on to render the primary volume mountable. The accelerator replace operation should then be complete.

ACFS-03266: The specified new accelerator volume is already the accelerator volume that corresponds to the specified primary volume.

Cause: The specified new accelerator volume was the same as the accelerator volume it was to replace. This state may occur because another operation instructed 'acfsutil accel replace' be run again with the same arguments to recover from or complete a failed accelerator replacement. This message will also be seen as a result of accidentally rerunning the same command.

Action: The issued 'acfsutil accel replace' command should have finished an incomplete accelerator replace operation if one existed. Otherwise the file system should remain unchanged. No further action is necessary.

ACFS-03267: Volume signature indicates that an accelerator operation is in progress.

Cause: An attempt to format a volume could not be completed because an accelerator operation was either in progress or incomplete on the specified volume.

Action: Ensure that an accelerator operation is not being run on another node or by another user. If an accelerator operation had been started and then aborted, use 'fsck.acfs -f' to repair the primary volume. If an accelerator operation was interrupted, reissue the command with the same arguments to complete it.

ACFS-03268: Cannot use volume *string*. It contains an existing ACFS file system or is being used as an accelerator.

Cause: An attempt to replace a file system's accelerator volume was rejected because the on-disk metadata of the indicated volume showed that a valid ACFS file system was located on the volume or that it was an existing accelerator.

Action: Reissue the request specifying a different volume not containing an existing file system or being used as an accelerator. To use the indicated volume, evidence of its prior use containing a file system or as an accelerator volume must first be removed.

ACFS-03270: New accelerator volume sector size (*number*) must match existing accelerator volume sector size (*number*).

Cause: An attempt to execute 'acfsutil accel replace' was rejected because the logical sector sizes of the existing and specified new accelerator volumes were different, as shown. The sector size of the accelerator volume must remain the same as the sector size of the associated primary volume.

Action: Select a device that has the same logical sector size as the existing accelerator volume and retry the operation.

ACFS-03271: The Oracle ASM Dynamic Volume Manager (Oracle ADVN) compatibility attribute for the diskgroup was below the required version (*string*) for the 'acfsutil snap quota' command.

Cause: The 'acfsutil snap quota' command was rejected because the ADVN disk group compatibility had not been upgraded to the indicated version, which is required for that command.

Action: Use the Oracle ASM Configuration Assistant (ASMCA) tool or the SQL ALTER DISKGROUP statement to upgrade the disk group compatibility (COMPATIBLE.ADVN attribute) to the specified version and then re-issue the original command. If the disk group compatibility cannot be upgraded, update the ACFS compatibility using the 'acfsutil compat set' command and then re-issue the original command.

ACFS-03272: The specified primary volume *string* does not appear to contain an ACFS file system.

Cause: An attempt to replace a primary volume's accelerator volume failed because the on-disk metadata of the indicated primary volume did not show that a valid ACFS file system was located on the volume.

Action: Reissue the request specifying a different primary volume containing an existing ACFS file system that has an accompanying accelerator volume.

ACFS-03273: Volume signature indicates that an accelerator operation is in progress.

Cause: An attempt to mount a file system could not be completed because an accelerator operation was either in progress or incomplete on the specified volume.

Action: Ensure that an accelerator operation is not being run on another node or by another user before retrying the mount operation. If an accelerator operation had been started and then aborted, use 'fsck.acfs -f' to repair the primary volume. If an accelerator operation was interrupted, reissue the command with the same arguments to complete it.

ACFS-03274: Snap quota can not be enabled for this snapshot.

Cause: The command 'acfsutil snap quota' was rejected because the snapshot was created from a file system whose compatibility level was less than 12.2.

Action: Use the 'acfsutil snap quota' to set quota for a snapshot created from a file system whose compatibility level is at least 12.2.0.0.0

ACFS-03275: Updating CRS dependencies for resource '*string*'.

Cause: Informational.

Action: None

ACFS-03276: CRS dependencies were updated successfully.

Cause: Informational.

Action: None

ACFS-03277: failed to update CRS resource

Cause: An attempt to replace the accelerator failed because an error occurred while updating a resource. The accompanying messages from CRS provide detailed failure information.

Action: Examine the accompanying CRS error messages, address issues reported and retry.

ACFS-03278: restarting replace operation

Cause: The metadata of the supplied volumes indicated that a previous invocation of 'acfsutil accel replace' with the same arguments as this one was interrupted before completion. This invocation attempted to complete the replace operation.

Action: The issued 'acfsutil accel replace' command attempted to complete the specified accelerator replace operation. No further action is necessary if this message is not accompanied by failure messages.

ACFS-03279: The file system on the specified primary volume *string* is either in use or has been removed.

Cause: An attempt to replace a primary volume's accelerator volume failed because the on-disk metadata of the indicated primary volume showed that the file system was either in use or had been removed.

Action: Reissue the request specifying a different primary volume that contains a valid ACFS file system configured with an accompanying accelerator volume. Issue 'fsck' on the primary volume for more detail on its current state.

ACFS-03280: failed to increase log size and change log level of in-memory log on all nodes

Cause: An attempt to increase log size and change log level on all nodes of the cluster failed because an error occurred while sending the request to every node.

Action: Retry the operation. Alternatively, issue the following commands on each cluster node: 'acfsutil log -r 500M; acfsutil log -p ofs -l 5' run the workload that caused the problem wait for two or three minutes 'acfsutil log -r 10M; acfsutil log -p ofs -l 2'

ACFS-03281: failed to reset log size and log level of in-memory log on all nodes

Cause: An attempt to reset log size and change log level on all nodes of the cluster failed because an error occurred while sending the request to every node.

Action: Retry the operation. Alternatively, issue the command on each cluster node: 'acfsutil log -r 10M; acfsutil log -p ofs -l 2'

ACFS-03283: invalid combination of -o and -f options

Cause: The 'acfsutil log' command was issued with both the -f and -o options. This is a conflict, because the log file names are pre-specified for -o and may not be specified using -f.

Action: Re-issue the 'acfsutil log' command with only the desired option. With -o, the log files will be generated in the persistent log directory in the form yymmddhhmmss.log. With -f the specified name will be used.

ACFS-03284: invalid combination of -o and -n, -T, -c, -s, -q options

Cause: The 'acfsutil log -o' command is incompatible with other options included in the command line. The -o option can not be combined with the -n, -T, -c, -s, or -q options.

Action: Re-issue the 'acfsutil log' command with only the desired option. With -o, only log file size, log level and product name may be specified.

ACFS-03286: failed to find volume resource for device *string*

Cause: An attempt to replace an accelerator volume with the command 'acfsutil accel replace' failed because the volume resource for the indicated device was not found.

Action: List the CRS resources to verify that the volume resource for the indicated device exists and is online and retry.

ACFS-03287: unable to find old accelerator volume resource name

Cause: An attempt to replace an accelerator volume with the command 'acfsutil accel replace' failed because the old accelerator resource could not be found because the file system resource dependencies were not correct.

Action: Examine the file system resource attributes, ensure that the primary and accelerator resources are correct and retry.

ACFS-03288: CRS dependencies already had the requested values.

Cause: A request to update the dependencies for a file system resource was ignored because the dependencies already had the requested values.

Action: No action necessary.

ACFS-03290: The Oracle ADVN compatibility level for the disk group is less than the required version 12.2.0.2 for snap link.

Cause: The 'acfsutil snap link' command was rejected because the ADVN disk group compatibility had not been upgraded to the indicated version, which is required for that command.

Action: Use the ASMCA tool or the SQL ALTER DISKGROUP statement to upgrade the disk group compatibility (COMPATIBLE.ADVN attribute) to the specified version and then re-issue the original 'acfsutil snap link' command. If the disk group compatibility cannot be upgraded, update the ACFS compatibility level using the 'acfsutil compat set' command and then re-issue the original 'acfsutil snap link' command.

ACFS-03291: Only one snapshot link can be created for this snapshot.

Cause: The command 'acfsutil snap link' was rejected because the snapshot already had a snapshot link.

Action: Use the 'acfsutil snap info' command to see the existing snapshot link for this snapshot. Before creating a new snapshot link, use the 'acfsutil snap link -d' command to delete the existing link for the snapshot.

ACFS-03294: Insufficient privileges to perform command. Resource Administrator access is required.

Cause: An attempt to execute an acfsutil command was rejected because the caller did not have sufficient privileges.

Action: Retry the command while logged in as a user with resource ACL access.

ACFS-03300: unable to set tag name on file *string*

Cause: The ACFS driver was unable to complete the request.

Action: Verify memory or storage resources are sufficient.

ACFS-03301: unable to unset tag name on file *string*

Cause: The ACFS driver was unable to complete the request.

Action: Verify memory or storage resources are sufficient.

ACFS-03302: tag name syntax invalid or length too long

Cause: Tag name contains invalid characters or has too many characters.

Action: Change tag name to use valid characters or shorten the tag name.

ACFS-03303: invalid combination of arguments

Cause: The acfsutil tag info -t or -r arguments work only on file pathnames.

Action: Remove the -t or -r arguments from the ofsutil tag info command.

ACFS-03304: Unable to open mount point *string*. Verify that the mount point exists.

Cause: Mount point cannot be opened to display tag name information.

Action: Verify that the mount point exists and is accessible before retrying the tag info command.

ACFS-03305: unable to retrieve all tag names for *string*

Cause: Unable to return the full list of tag names.

Action: Verify there is sufficient memory resources available.

ACFS-03306: tag name does not exist in file *string*

Cause: Cannot unset a tag name on a file that does not exist.

Action: Verify the tag name to unset is correct.

ACFS-03308: The ADVN compatibility attribute for the diskgroup must be set to version 11.2.0.2.0 to allow the acfsutil repl and tag commands.

Cause: The acfsutil command was rejected because the ADVN disk group compatibility had not been upgraded to 11.2.0.2.0 or higher, which is required for that command.

Action: Use the Oracle ASM Configuration Assistant (ASMCA) tool or the SQL ALTER DISKGROUP statement to upgrade the disk group compatibility (COMPATIBLE.ADVN attribute) to the specified version and then re-issue the original command. If the disk group compatibility cannot be upgraded, update the ACFS compatibility using the 'acfsutil compat set' command and then re-issue the original command.

ACFS-03309: path name *string* does not resolve to an ACFS file system

Cause: A path name supplied on an 'acfsutil tag' command did not resolve to an ACFS file system.

Action: Remove the non-ACFS path name from the 'acfsutil tag' command.

ACFS-03310: amount of change since mount: *number* MB

Cause: Informational

Action: None

ACFS-03313: unable to collect ACFS statistics for mount point *string*

Cause: 'acfsutil info fs -s' was unable to communicate with the ACFS driver.

Action: Verify that the file system is online and that the ADVN/ACFS drivers are loaded and running.

ACFS-03314: interval cannot exceed *number* seconds

Cause: Statistics interval exceeded maximum number of seconds per interval.

Action: Select an interval that is less than or equal to 2592000 seconds and retry "acfsutil info fs -s".

ACFS-03315: count cannot exceed *number*

Cause: Number of statistics intervals exceeded maximum number allowed.

Action: Select a total count that is less than or equal to $2^{63}-1$ and retry "acfsutil info fs -s".

ACFS-03316: interval must be a positive integer

Cause: A zero or negative integer was provided.

Action: Provide a positive integer for the statistics interval.

ACFS-03317: unable to set tag on file "*string*" because its tag name storage is full

Cause: The limit of the file's tag name storage has been reached.

Action: Remove any unused tags on this file and try the command again.

ACFS-03318: unable to set tag name "*string*" because this name is reserved

Cause: The tag name specified is reserved.

Action: Choose another tag name which is not reserved.

ACFS-03319: Set tag on file: *string*

Cause: Informational

Action: None

ACFS-03320: Removing tag(s) on file: *string*

Cause: Informational

Action: None

ACFS-03321: The ADVN compatibility attribute for the diskgroup is below the required version (*string*) for the 'acfsutil tag' commands.

Cause: The 'acfsutil tag' command was rejected because the ADVN disk group compatibility had not been upgraded to the indicated version, which is required for that command.

Action: Use the Oracle ASM Configuration Assistant (ASMCA) tool or the SQL ALTER DISKGROUP statement to upgrade the disk group compatibility (COMPATIBLE.ADVN attribute) to the specified version and then re-issue the original command. If the disk group compatibility cannot be upgraded, update the ACFS compatibility using the 'acfsutil compat set' command and then re-issue the original command.

ACFS-03322: The ADVN compatibility attribute for the diskgroup is below the required version (*string*) for the 'acfsutil repl' commands.

Cause: The 'acfsutil repl' command was rejected because the ADVN disk group compatibility had not been upgraded to the indicated version, which is required for that command.

Action: Use the Oracle ASM Configuration Assistant (ASMCA) tool or the SQL ALTER DISKGROUP statement to upgrade the disk group compatibility (COMPATIBLE.ADVN attribute) to the specified version and then re-issue the original command. If the disk group compatibility cannot be upgraded, update the ACFS compatibility using the 'acfsutil compat set' command and then re-issue the original command.

ACFS-03323: *stringc* option requires the *stringt* option

Cause: The 'c' option was specified without the 't' option. The 'c' option invokes case insensitive substring matching on the tag names specified using the 't' option.

Action: To use the 'c' option, add the 't' option to specify a tag.

ACFS-03324: Unable to obtain metric data for *string*

Cause: An internal ioctl operation to access metric data from ACFS file system failed. This message is accompanied by other message(s) providing details on the error.

Action: Correct the problem indicated by the other message(s). If the cause of the problem is unclear, contact Oracle Support Services.

ACFS-03344: Error, *strings* option with repetition interval applied to multiple file systems.

Cause: A request to report file system statistics periodically was rejected because it applied to multiple file systems. A single file system must be specified explicitly when supplying the 's' option with a time interval.

Action: Reissue the request specifying a single file system or omitting the repetition interval.

ACFS-03345: cannot reduce accelerator volume size below 256MB

Cause: A size request specified an accelerator volume size less than the minimum allowed.

Action: Specify an accelerator volume size of 256MB or more.

ACFS-03346: unable to grow the accelerator volume in support of a request to grow the primary volume

Cause: A size request required growth of the accelerator volume, which failed. This message is accompanied by other messages providing details on the error.

Action: Correct the problem identified by the other messages. If the cause is unclear, contact Oracle Support Services.

ACFS-03347: Error, *strings* option with repetition interval applied to multiple file systems (*string*).

Cause: A request to report file system statistics periodically was rejected because it applied to multiple file systems. A single file system must be specified explicitly when supplying the 's' option with a time interval.

Action: Reissue the request specifying a single file system or omitting the repetition interval.

ACFS-03348: cannot display file system statistics and individual items at the same time

Cause: An attempt to display file system statistics was rejected because one or more of the -s or -d options were specified with the -o option. The display of statistics and the display of individual items are mutually exclusive.

Action: Retry the command specifying either the -o option for individual items or the -s or -s and -d for statistics.

ACFS-03349: cannot display detailed file system statistics without specifying the statistics option

Cause: An attempt to display file system statistics was rejected because the -d option was specified without the -s option. The detail option -d augments the -s option and cannot be used alone.

Action: Retry the command with both -s and -d options.

ACFS-03350: cannot display file system statistics and fragmentation at the same time

Cause: An attempt to display file system statistics was rejected because the -s option was specified with the -f option. The display of statistics and the display of fragmentation are mutually exclusive.

Action: Retry the command specifying either the -s option for statistics or the -f option for fragmentation.

ACFS-03351: cannot display file system fragmentation and individual items at the same time

Cause: An attempt to display file system fragmentation was rejected because the -f option was specified with the -o option. The display of fragmentation and the display of individual items are mutually exclusive.

Action: Retry the command specifying either the -f option for fragmentation or the -o option for individual items.

ACFS-03352: cannot display file system fragmentation without specifying the fragmentation option

Cause: An attempt to display file system fragmentation was rejected because the -v option was specified without the -f option. The verbose option -v augments the -f option and cannot be used alone.

Action: Retry the command with both -f and -v options.

ACFS-03353: invalid count value supplied

Cause: An attempt to display file system statistics was rejected because a zero or negative integer was provided for the count argument.

Action: Retry the command with a positive integer for the statistics count.

ACFS-03450: Continue to panic the cluster [y | n] ?

Cause: The 'acfsutil panic' command was issued to panic the cluster.

Action: Respond Y(yes) to proceed or N(no) to cancel.

ACFS-03451: Continue to panic the system [y | n] ?

Cause: The 'acfsutil panic' command was issued to panic the system.

Action: Respond Y(yes) to proceed or N(no) to cancel.

ACFS-03452: failed to move file or directory from *string* to *string*

Cause: An attempt to rename a file or directory failed because the target was an existing, populated directory or the user permissions were insufficient to perform the operation.

Action: Retry the operation after removing the target files or correcting the permissions.

ACFS-03500: Unable to access kernel persistent log entries.

Cause: Could not get or set persistent log configuration data.

Action: Make sure that the Oracle kernel drivers are loaded/started (run 'acfsdriverstate loaded'). If loaded/started, make sure that you have root/administrator privileges.

ACFS-03501: The 'query' option may not be used with any other options.

Cause: Additional options to 'query' were specified on the command line.

Action: Do not use any other options with the 'query' option.

ACFS-03502: The specified maximum log file size is less than *number* MB or is greater than *number* MB.

Cause: An invalid log file size was entered on the command line.

Action: Specify a value equal to or greater than the minimum size and equal to or less than the maximum size.

ACFS-03503: The specified interval is less than *number* seconds.

Cause: An invalid interval value was entered on the command line.

Action: Enter an interval value equal to or greater than the minimum.

ACFS-03504: An invalid high water level value (*number* percent) was specified.

Cause: The high water level must be greater than the low water level and less than 100 percent.

Action: Enter a valid high water level value.

ACFS-03505: An invalid low water level value (*number* percent) was specified.

Cause: The low water level must be greater than zero and less than the high water level.

Action: Enter a valid low water level value.

ACFS-03506: The selected percentage does not generate an even integer. Changing to *number* percent.

Cause: The specified percentage of the buffer size generates a remainder.

Action: None. Informational.

ACFS-03507: The specified buffer size is less than *number* KB or is greater than *number* KB.

Cause: An invalid buffer size value was entered on the command line."

Action: Enter a value equal to or greater than the minimum or equal to or less than the maximum size.

ACFS-03508: The specified maximum number of log files is less than *number* or greater than *number*.

Cause: An invalid maximum number of log files was entered on the command line.

Action: Specify a value equal to or greater than the minimum and equal to or less than the maximum.

ACFS-03509: *string* is not a Grid infrastructure home.

Cause: An invalid Grid infrastructure home was entered on the command line.

Action: Specify a valid Grid infrastructure home.

ACFS-03510: There are more log files on the system than are being configured. Removing the oldest files.

Cause: A new, lower, maximum number of allowable OKS persistent log files was configured and there are currently more log files on the system. Deleting the oldest files."

Action: None. Informational.

ACFS-03511: Deleting *string*.

Cause: A log file was deleted to satisfy the new configuration.

Action: None. Informational.

ACFS-03512: Renaming *string* to *string*.

Cause: A log file was renamed to place it in time modified sequential order.

Action: None. Informational.

ACFS-03513: The OKS persistent log configuration settings cannot be queried.

Cause: The OKS persistent log was not running.

Action: Start the log with 'acfsutil plogconfig -d *gridhome*'.

ACFS-03514: The directory '*string*' can not be converted to an absolute path.

Cause: A directory name was specified that could not be converted to an absolute path. The name was either an invalid relative path or, on Windows, included an invalid drive letter.

Action: Specify the directory name in the form of an absolute path. On Windows, the absolute path includes the drive letter.

ACFS-03528: failed to determine Oracle Base

Cause: The operation to retrieve the Oracle Base location failed. This message is accompanied by other message(s) providing details on the error.

Action: Correct the problem indicated by the other message(s). If the solution is not clear, contact Oracle Support Services.

ACFS-03529: Warning: The 'd' option was specified with an argument, which is no longer used - argument ignored.

Cause: 'acfsutil plogconfig' now gets the log location internally. The specified log location was ignored and the command continued using the internally derived location.

Action: None

ACFS-03530: The 'terminate' option may not be used with any other options.

Cause: Conflicting options were specified on the command line.

Action: Do not use any other options with the 'terminate' option.

ACFS-03539: Base time stamp not found in log file.

Cause: Informational. The likely cause is that the running OKS driver is an older version that does not support time stamp conversion.

Action: None

ACFS-03540: The specified interval is greater than *number* seconds.

Cause: An invalid interval value was entered on the command line.

Action: Enter an interval value equal to or less than the maximum.

ACFS-03541: The symbolic link '*string*' to '*string*' cannot be created.

Cause: Likely, the link name was a non-empty directory. OKS persistent logging was started but no symbolic was created to the target directory.

Action: If a symbolic link is desired, delete the link target and its contents and reissue the command.

ACFS-03542: The specified OKS log directory '*string*' is invalid because it is NFS mounted.

Cause: The specified logging directory was NFS mounted.

Action: Enter a node local location for the OKS log.

ACFS-03543: The OKS persistent log is not active.

Cause: The OKS persistent log was not running.

Action: Start the log with 'acfsutil plogconfig -d [log_dir]'.

ACFS-03544: Directory '*string*' exists as a file.

Cause: An OKS persistent log directory could not be created because it exists as a file.

Action: Either delete the file or choose another directory name.

ACFS-03545: The input text is longer than the maximum of *number* bytes.

Cause: The command failed because input text was too long.

Action: Retry the command using a text string shorter than the indicated maximum size.

ACFS-03546: failed to update the debug levels for the specified binary log

Cause: The 'acfsutil blog' command encountered an error while attempting to update the binary log debug levels.

Action: Check the OKS log for details, correct the error, and retry command.

ACFS-03602: Plug-in is already enabled on '*string*'

Cause: An attempt was made to enable the plug-in when it is already enabled.

Action: First disable the plug-in then retry the command.

ACFS-03603: Plug-in is not enabled on '*string*'

Cause: A plug-in command was attempt when the plug-in is not enabled.

Action: Enable the plug-in and then retry the command.

ACFS-03604: Unable to perform plug-in operation on '*string*'

Cause: The plug-in operation failed. This message is accompanied by other message(s) providing details on the error.

Action: Correct the problem indicated by the other message(s). If the solution is not clear, contact Oracle Support Services.

ACFS-03610: Invalid plug-in metric type: *string*

Cause: An invalid plug-in metric type was specified.

Action: Enter a valid metric type from the following list: acfsmetric1, acfsmetric2

ACFS-03611: Invalid interval specified.

Cause: An invalid interval was specified.

Action: Enter a valid interval between 1 and 3600 seconds.

ACFS-03612: Unable to retrieve list of plug-in enabled tags.

Cause: ACFS was unable to retrieve the list of tags for which the plug-in is collecting metrics. This message is accompanied by other message(s) providing details on the error.

Action: Correct the problem indicated by the other message(s). If the solution is not clear, contact Oracle Support Services.

ACFS-03613: Unable to write plug-in config file.

Cause: ACFS was unable to write the plug-in config file to disk.

Action: Try the command again. If the problem persists, contact Oracle Support Services.

ACFS-03614: Plug-in cannot be enabled for more than *number* tags.

Cause: An attempt was made to enable the plug-in for more than the maximum allowed number of tags.

Action: Enable plug-in with fewer tags.

ACFS-03615: An error occurred when copying the list of tags.

Cause: This is an internal error.

Action: Try the command again. If the problem persists, contact Oracle Support Services.

ACFS-03621: missing plug-in metric type

Cause: No plug-in metric type was specified.

Action: Enter a valid metric type from the following list: "acfsmetric1"

ACFS-03623: unable to modify the ACFS registration for mount point '*string*'

Cause: Could not modify the ACFS registration for the specified mount point.

Action: Examine the accompanying error messages and respond accordingly. If the solution is not clear, contact Oracle Support Services.

ACFS-03624: unable to modify registration for ACFS volume '*string*'

Cause: Could not modify the ACFS registration for the ACFS volume.

Action: Examine the accompanying error messages and respond accordingly. If the solution is not clear, contact Oracle Support Services.

ACFS-03626: invalid combination of -C and -f options

Cause: The 'acfsutil log' command was issued with both the -f and -C options. This is a conflict, because the log file names are pre-specified for -C and may not be specified using -f.

Action: Re-issue the 'acfsutil log' command with only the desired option. With -C, the log files will be generated in the persistent log directory in the form yymmddhhmmss.log. With -f the specified name will be used.

ACFS-03627: logging behavior change specified with cluster option

Cause: The 'acfsutil log' command was issued with both the -C option and an option that modifies the logging behavior.

Action: Re-issue the 'acfsutil log' command without the -C option to modify the ACFS logging behavior. To create logs on all cluster nodes, issue 'acfsutil log -C' with no other options.

ACFS-03637: corruption detected in log file '*string*'

Cause: The 'acfsutil logconvert' command detected a corrupted log entry.

Action: Examine the log file manually and, if a single line is corrupted, remove that line and re-issue the command. For systemic corruption, log file recovery may not be possible.

ACFS-03641: auto-resize increment below minimum *numberG*

Cause: An attempt to update auto-resize settings specified an auto-resize increment less than the minimum allowed.

Action: Retry the command using a bigger auto-resize increment.

ACFS-03643: failed to update auto-resize settings

Cause: The ACFS driver was unable to update the auto-resize settings.

Action: Ensure that your compatible.advm setting allows auto-resize and then re-issue the command.

ACFS-03644: No auto-resize increment is currently configured.

Cause: An attempt was made to set an auto-resize maximum when no auto-resize increment was set.

Action: Specify an auto-resize increment when specifying a maximum.

ACFS-03645: File system of size *number string* requires an accelerator volume of size *number string* for best performance, which is larger than the current accelerator volume size *number string*.

Cause: The file system was resized such that the accelerator volume size was then below the minimum size recommended for best performance.

Action: Run 'acfsutil size' to shrink the file system to the recommended size, or to increase the accelerator volume size to the recommended size.

ACFS-03655: Too many read failures on device *string*. Exiting.

Cause: An attempt to retrieve the metadata from the indicated device was terminated because there were too many read errors. The accompanying error messages provide additional failure details.

Action: Attempt to correct the issues indicated by the accompanying messages and retry. If unable to make progress, contact Oracle Support Services.

ACFS-03656: invalid compression unit size: *number* bytes\n Valid compression unit sizes are *string* bytes.

Cause: An invalid value for compression unit size was provided.

Action: Specify a valid value for compression unit size with the -c option and retry.

ACFS-03657: Directory *string* is not on an ACFS Volume.

Cause: The specified output directory was not located on an ACFS Volume.

Action: Specify an output directory on an ACFS Volume and retry.

ACFS-03658: Too many file names were specified.

Cause: There were too many file names for the the options being used.

Action: Consult the command inline help or the product documentation for command argument details.

ACFS-03659: No files to copy were specified.

Cause: There were no file names to copy specified.

Action: Consult the command inline help or the product documentation for command argument details.

ACFS-03660: Compression is not enabled on the volume containing directory *string*.

Cause: The target ACFS volume did not have compression enabled.

Action: Enable compression on the volume and retry, or use the -u option.

ACFS-03662: partial write during copy of file *string*

Cause: A write to the volume during file copy failed. This message is accompanied by other messages providing details on the error.

Action: Correct the problem indicated by the other messages. If the cause of the problem is unclear, contact Oracle Support Services.

ACFS-03671: failed to set compression information for file *string*

Cause: An internal ioctl operation to set compression information for a file failed. This message is accompanied by other messages providing details on the error.

Action: Correct the problem indicated by the other messages. If the cause of the problem is unclear, contact Oracle Support Services.

ACFS-03674: Pathname *string* is not a directory.

Cause: The pathname following the -r option was not a directory.

Action: Specify a directory for a recursive copy and retry.

ACFS-03676: Pathname *string* is not a directory or a regular file.

Cause: The pathname provided was not a directory or a regular file.

Action: Retry the command using only directory or file names on the command line.

ACFS-03677: no output directory specified

Cause: No output directory was found in the command line.

Action: Provide the name of an existing directory and retry.

ACFS-03678: too many directories specified

Cause: The parameters provided contain more directories than expected for the options used.

Action: Consult the command inline help or the product documentation for command argument details.

ACFS-03679: File *string* is a file type that cannot be compressed.

Cause: The file specified with the -c option was a type of file that cannot be compressed.

Action: Retry the command without the -c option.

ACFS-03682: File system path *string* is not a regular file.

Cause: The specified path name was not a regular file.

Action: Specify the path of a regular file to copy.

ACFS-03683: File system path *string* is not a directory.

Cause: The last path name specified was not a directory.

Action: Specify a file system directory for the last command line argument.

ACFS-03684: File *string* with internal block size *string* bytes is being compressed with compression unit size *string* bytes. It will not be usable by the RDBMS.

Cause: The file was copied with a compression unit size that prevents the database from using it.

Action: If the copy is intended to be used by the database, it must be compressed with a compression unit size equal to the internal block size. In this case, use the -c option with a value equal to the internal block size and retry the command.

ACFS-03685: File system path *string* cannot be converted to an absolute path.

Cause: A path name was specified that could not be converted to an absolute path. The name was either an invalid relative path or, on Windows, included an invalid drive letter.

Action: Specify the path name in the form of an absolute path. On Windows, the absolute path includes the drive letter.

ACFS-03691: successful update of mount point '*string*' to ACFS compatibility level with *number.number.number.number.numberstring* release stream

Cause: Informational.

Action: None

ACFS-03692: Failed to update ACFS compatibility level for mount point '*string*'. The active ACFS compatibility level (*number.number.number.number.numberstring*) is a higher release than the requested release.

Cause: The internal ioctl operation to set ACFS compatibility level for a mounted file system failed because the active ACFS compatibility level is higher than the requested release stream.

Action: Select a supported release stream that is higher than the active ACFS compatibility level and retry the 'acfsutil compat set' command.

ACFS-03693: failed to get ACFS compatibility level for mount point '*string*'

Cause: An internal ioctl operation to get the ACFS compatibility level for a mounted file system failed. This message is accompanied by other messages providing details on the error.

Action: Correct the problem indicated by the other messages. If the cause of the problem is unclear, contact Oracle Support Services.

ACFS-03695: Invalid release supplied. Requested version of *number.number.number.number.number* exceeds the active version of the cluster (*number.number.number.number.number*).

Cause: The release supplied was higher than the active version of the cluster.

Action: If the cluster is in the process of a rolling upgrade, verify the target version of the upgrade and wait until the upgrade has completed to retry the command. If the cluster is not in the process of a rolling upgrade, the supplied release will not be supported until the cluster has been upgraded to a sufficient release.

ACFS-03696: Invalid release supplied.

Cause: The supplied release was invalid.

Action: Verify that the supplied release follows the Oracle version syntax (For example, 12.2.0.0.0) and retry the command.

ACFS-03697: The ACFS compatibility level must be set to *number.number.number.number.number* or higher to proceed.

Cause: The specified ACFS compatibility level was too low to support the supplied list of options.

Action: Retry the mkfs command with a release passed to the -c option that is equal to or exceeds the required version displayed in the message.

ACFS-03700: failed to set ACFS compatibility level for mount point '*string*'

Cause: An internal ioctl operation to set ACFS compatibility level for a mounted file system failed. This message is accompanied by other messages providing details on the error.

Action: Correct the problem indicated by the other messages. If the cause of the problem is unclear, contact Oracle Support Services.

ACFS-03731: The Oracle ADVM compatibility level for the disk group is less than the required version 12.2 for auto-resize.

Cause: An attempt to enable auto-resize was rejected because the ADVM disk group compatibility level had not been upgraded to the indicated version, which is required for that command.

Action: Ensure that the compatible.advm setting is at least 12.2.0.0.0 and then re-issue the command.

ACFS-04001: Failed to open path *string*. Verify that *string* exists.

Cause: Path could not be opened.

Action: Verify the path is accessible before retrying.

ACFS-04002: unable to allocate a buffer

Cause: A request for process virtual memory by acfsdismount command failed. This message is accompanied by other message(s) providing details on the error.

Action: Correct the problem indicated by the other message(s). If possible, change options to reduce required memory and/or take steps to increase memory available to the process. Otherwise, report this error to Oracle Support Services.

ACFS-04011: Failed to open volume *string*. Verify that *string* exists.

Cause: Volume could not be opened.

Action: Verify the ASM instance is operational and the volume is enabled and accessible before retrying.

ACFS-04013: acfsdismount /all operation did not complete. Unable to retrieve a mount point from the list of active ACFS file systems to dismount. It is possible that not all file systems were dismounted.

Cause: Failed to obtain the next file system to dismount.

Action: Use acfsmountvol to determine if there are any file systems still mounted and reissue 'acfsdismount /all' if necessary.

ACFS-04032: removing administrative network share for mount point *string* at share name '*string*'

Cause: Informational

Action: None

ACFS-04033: administrative network share '*string*' does not share mount point *string* as expected

Cause: Attempted to remove the administrative network share associated with the specified ACFS mount point, but the network share does not share the specified ACFS mount point as expected.

Action: Examine the network share at the specified share name. If the network share shares an unmounted ACFS file system, manually remove the network share using 'net share *share name* /delete'

ACFS-04034: administrative network share for mount point *string* does not exist at share name '*string*'

Cause: Informational

Action: None

ACFS-04035: retrieving information for administrative network share '*string*' failed

Cause: While removing the administrative network share associated with the specified ACFS mount point, failed to retrieve information on the administrative network share. This message is accompanied by other messages providing details on the error.

Action: Check for a network share at the specified share name. If a network share exists at the specified share name and it shares an unmounted ACFS file system, manually remove the network share using 'net share *share name* /delete'

ACFS-04036: removing administrative network share for mount point *string* at share name '*string*' failed

Cause: Failed to remove the administrative network share associated with the specified ACFS mount point. This message is accompanied by other messages providing details on the error.

Action: Manually remove the administrative network share at the specified share name using 'net share *share name* /delete'

ACFS-04037: could not remove administrative network share for mount point *string* at share name '*string*'

Cause: Failed to remove the administrative network share associated with the specified ACFS mount point. This message is accompanied by other messages providing details on the error.

Action: Correct the error indicated by the accompanying messages.

ACFS-04038: Volume *string* is still mounted. Dismount will complete as soon as activity ceases on the file system.

Cause: At the conclusion of the file system dismount request, the file system was still mounted. This could be a result of open files on the mount point. The dismount will finish as soon as activity ceases on the file system.

Action: To force dismount to complete, terminate any processes or applications that are using the file system.

ACFS-04058: Ignoring unsupported ACFS command option: '*string*'

Cause: An unsupported 'umount.acfs' command option was specified.

Action: No action required. The unmount will proceed without the option.

ACFS-04150: unable to retrieve mount point information from the ACFS driver

Cause: During unmount processing, an attempt to retrieve mount point information from the ACFS driver failed.

Action: Verify the mount point is a valid ACFS file system before retrying the unmount command. If the problem persists, contact Oracle Support Services.

ACFS-04151: unmount of mount point *string* failed

Cause: The file system unmount failed. This message is accompanied by other message(s) providing details on the error.

Action: Correct the problem indicated by the other message(s). If the cause of the problem is unclear, contact Oracle Support Services.

ACFS-05001: must specify 'primary' or 'standby'

Cause: Command syntax requires 'primary' or 'standby' argument.

Action: At command line, indicate primary or standby for replication command.

ACFS-05002: must provide an Oracle Net alias to the primary replication site

Cause: The Oracle Net alias to connect to the primary replication site was not specified.

Action: Provide Oracle Net alias to connect to the primary replication site.

ACFS-05003: must provide a primary mount point

Cause: The mount point on the replication primary site for the file system to be replicated was not provided.

Action: Provide an existing mount point on the primary site for the file system to be replicated.

ACFS-05004: cannot allocate a list of tag names

Cause: A request for process virtual memory failed. This message is accompanied by other message(s) providing details on the error.

Action: Correct the problem indicated by the other message(s). If possible, change options to reduce required memory and/or take steps to increase memory available to the process. Otherwise, report this error to Oracle Support Services.

ACFS-05005: invalid tag name: *string*

Cause: User specified a tag name that has incorrect syntax.

Action: See the platform specific Oracle documentation for correct syntax for ACFS tag names.

ACFS-05006: unable to initialize replication process data structures

Cause: Failed to determine path names for replication directories.

Action: Verify the specified mount point is an ACFS file system.

ACFS-05007: cannot initialize interrupt signal handler

Cause: The system could not initialize the mechanism to handle interrupts.

Action: Contact Oracle Support Services.

ACFS-05008: cannot lock file *string* to serialize ACFS replication commands

Cause: Failed to open and lock the specified file. This message accompanied by other message(s) providing details on the error.

Action: Correct the problem indicated by the other message(s). If the cause of the problem is unclear, contact Oracle Support Services.

ACFS-05009: ACFS replication initialization is already in progress.

Cause: Initialization was in progress on the replication site.

Action: Wait for the other initialization on replication site to complete.

ACFS-05010: ACFS replication initialization is still in progress.

Cause: The command cannot be run until replication initialization completes.

Action: Monitor initialization progress with the 'acfsutil repl info' command.

ACFS-05011: cannot open directory: *string*

Cause: Failed to open the specified directory. This message is accompanied by other message(s) providing details on the error.

Action: Correct the problem indicated by the other message(s). If the cause of the problem is unclear, contact Oracle Support Services.

ACFS-05012: ACFS replication is already initialized.

Cause: ACFS replication has already been initialized on this system.

Action: Initialization cannot be undone unless replication is terminated or the file system is reformatted.

ACFS-05013: ACFS replication cannot be initialized.

Cause: This message is accompanied by other message(s) providing details on the error.

Action: Correct the problem indicated by the other message(s). If the cause of the problem is unclear, contact Oracle Support Services.

ACFS-05014: cannot verify replication configuration

Cause: This message is accompanied by other message(s) providing details on the error.

Action: Correct the problem indicated by the other message(s). If the cause of the problem is unclear, contact Oracle Support Services.

ACFS-05015: cannot cleanup replication directories

Cause: The application failed to cleanup from a previous replication instantiation.

Action: Verify user permissions and that the replication directory is available.

ACFS-05016: cannot update replication configuration with new trace level

Cause: The application was unable to communicate with the ACFS driver.

Action: Verify that the ADVM/ACFS drivers are loaded and running.

ACFS-05017: cannot create file: *string*

Cause: The application failed to create the specified file. This message is accompanied by other message(s) providing details on the error.

Action: Correct the problem indicated by the other message(s). If the solution is not clear, contact Oracle Support Services.

ACFS-05018: cannot get primary ADVM volume information for *string*

Cause: The application failed to get the ADVM volume path for the mounted ACFS file system.

Action: Verify that the file system is mounted and of type ACFS.

ACFS-05019: cannot allocate space for the ADVM volume path

Cause: A request for process virtual memory failed. This message is accompanied by other message(s) providing details on the error.

Action: Correct the problem indicated by the other message(s). If possible, change options to reduce required memory and/or take steps to increase memory available to the process. Otherwise, report this error to Oracle Support Services.

ACFS-05020: cannot start replication daemons

Cause: CRS has failed to start the replication daemons.

Action: Verify that CRS is running. Check the CRS logs to determine why the replication daemons failed to start.

ACFS-05021: cannot stop replication daemons

Cause: CRS has failed to stop the replication daemons.

Action: Verify that CRS is running. Check the CRS logs to determine why the replication daemons failed to stop.

ACFS-05022: internal CRS error

Cause: The application failed to initialize communication with CRS.

Action: Verify that CRS is running. Check the CRS logs to determine why the replication daemons failed to start.

ACFS-05023: error checking for file: *string*

Cause: Informational

Action: None

ACFS-05024: The standby replication site is initialized. ACFS replication will begin.

Cause: Informational

Action: None

ACFS-05025: waiting for the standby replication site to initialize

Cause: Informational

Action: None

ACFS-05026: caught interrupt; ACFS replication initialization is shutting down.

Cause: Informational

Action: None

ACFS-05027: cannot remove file: *string*

Cause: File system was not accessible.

Action: Verify the ASM instance is operational and the state of the file system using 'acfsutil info fs' before retrying the command.

ACFS-05028: cannot obtain current time for events log

Cause: The application failed to get the current time for logging.

Action: Contact Oracle Support Services.

ACFS-05029: cannot write to the events log

Cause: The application failed to write to the specified file. This message is accompanied by other message(s) providing details on the error.

Action: Correct the problem indicated by the other message(s). If the solution is not clear, contact Oracle Support Services.

ACFS-05030: cannot clean up configuration file

Cause: Initialization failed and the configuration file created during failed initialization could not be removed.

Action: Contact Oracle Support Services.

ACFS-05031: standby file system is not empty

Cause: The file system was not empty.

Action: Use an empty standby file system; either reformat the file system or remove all files and directories under *standby mount point* /.

ACFS-05032: unable to determine user permissions

Cause: An error occurred attempting to acquire the user permissions. This message is accompanied by other message(s) providing details on the error.

Action: Correct the problem indicated by the other message(s). Otherwise, report this error to Oracle Support Services.

ACFS-05033: must provide a standby mount point

Cause: A mount point on the standby replication site was not provided.

Action: Provide an existing mount point with an empty file system on the standby replication site.

ACFS-05034: cannot obtain path for directory: *string*

Cause: The application failed to locate the specified directory.

Action: Verify that the replication directory is available.

ACFS-05035: cannot open file for write: *string*

Cause: The application failed to open the specified file. This message is accompanied by other message(s) providing details on the error.

Action: Correct the problem indicated by the other message(s). If the solution is not clear, contact Oracle Support Services.

ACFS-05036: cannot write to file: *string*

Cause: The application failed to write to the specified file. This message is accompanied by other message(s) providing details on the error.

Action: Correct the problem indicated by the other message(s). If the solution is not clear, contact Oracle Support Services.

ACFS-05037: cannot move file *string* to directory *string*

Cause: The application failed move the specified file.

Action: Verify that the replication directory is available.

ACFS-05038: cannot register Oracle Net service name

Cause: Unable to register the Oracle Net service name with the ASM instance.

Action: Verify the ASM instance is operational and the state of the file system using 'acfsutil info fs' before retrying the command.

ACFS-05039: cannot unregister Oracle Net service name

Cause: Unable to unregister the Oracle Net service name from the ASM instance.

Action: Verify the ASM instance is operational and the state of the file system using 'acfsutil info fs' before retrying the command.

ACFS-05040: cannot obtain Oracle Net service name from alias provided

Cause: Unable obtain the Oracle Net service name from the Oracle Net alias provided on the command line.

Action: Verify that the Oracle Net alias exists and is properly formed.

ACFS-05041: Oracle Net service name is greater than *string* bytes

Cause: The Oracle Net service name specified for replication is greater than the maximum allowed.

Action: Reduce the size of the Oracle Net service name being used for replication.

ACFS-05042: insufficient privileges to perform replication command. Administrator access is required.

Cause: The caller does not have sufficient privileges to perform the replication command.

Action: Execute the replication command from a user with administrator access.

ACFS-05043: insufficient privileges to perform replication command. ASM administrator group access is required.

Cause: The caller does not have sufficient privileges to perform the replication command.

Action: Execute the replication command from a user with ASM administrator group access.

ACFS-05044: cannot obtain node name

Cause: Unable to get local node name through CRS.

Action: Verify that CRS is running.

ACFS-05045: invalid interval specified for replication statistics

Cause: The caller specified an invalid time interval for replication statistics.

Action: Verify the syntax of the time interval using 'acfsutil repl info' help flag and retry.

ACFS-05046: invalid date range specified for replication statistics

Cause: The caller specified an invalid date range for replication statistics.

Action: Verify the syntax of the date range using 'acfsutil repl info' help flag and retry.

ACFS-05047: time specified is in the future

Cause: The caller specified a date in the future.

Action: Verify the time specified is before the current time.

ACFS-05048: start time specified is newer than the end time specified

Cause: The caller specified a date range where the start time was more recent than the end time.

Action: Verify the start time is before the end time.

ACFS-05049: validating the remote connection

Cause: Informational

Action: None

ACFS-05050: remote connection cannot be established

Cause: The user name, password, or Oracle Net alias used to connect to the remote site was not correct or the remote site was unreachable.

Action: Verify the connection information is correct and the status of the remote site.

ACFS-05051: remote connection has been established

Cause: Informational

Action: None

ACFS-05052: standby replication site requires reinitialization

Cause: Initialization was unable to complete on the primary replication site and left the standby replication site in an indeterminate state.

Action: On the standby replication site, run 'acfsutil repl terminate' and 'acfsutil repl init' before retrying initialization on the the primary replication site.

ACFS-05053: replication's Oracle Net service name conflicts with the existing ASM service name

Cause: The service name for replication specified in the Oracle Net alias conflicts with the Oracle Net service name that ASM uses.

Action: Review the Oracle Net alias for replication in tnsnames.ora and use a different service name for the replication alias.

ACFS-05054: standby replication file system is mounted on more than one cluster node

Cause: The standby replication file system was mounted on more than one node in the cluster.

Action: Unmount the file system on all but one node on the standby replication site and retry the initialization.

ACFS-05055: invalid connection string for the primary replication site

Cause: The user name, password, or Oracle Net alias used to connect to the primary replication site was not correct or was unreachable.

Action: Verify the connection information is correct and the status of the primary replication site.

ACFS-05056: invalid connection string for the standby replication site

Cause: The user name, password, or Oracle Net alias used to connect to the standby replication site was not correct or was unreachable.

Action: Verify the connection information is correct and the status of the standby replication site.

ACFS-05058: command issued on the incorrect replication site

Cause: The command was issued on the incorrect replication site.

Action: Verify the command syntax. If issued on the primary file system, reissue on the standby file system. If issued on the standby file system, reissue on the primary file system.

ACFS-05059: ACFS replication not initialized

Cause: ACFS replication information cannot be retrieved as replication has not been initialized.

Action: None

ACFS-05060: waiting for ACFS replication to terminate

Cause: Informational

Action: None

ACFS-05061: ACFS replication command interrupted

Cause: Informational

Action: None

ACFS-05062: cannot query CRS resource

Cause: The application failed to communicate with CRS.

Action: Verify that CRS is running. Check the CRS logs to determine why the CRS resource is not responding.

ACFS-05063: cannot relocate CRS resource

Cause: The application failed to relocate CRS resource.

Action: Verify that CRS is running. Check the CRS logs to determine why the CRS resource cannot be relocated.

ACFS-05064: the service name '*string*' is not registered on the standby site

Cause: Possible causes include: 1.) Replication was not initialized on the standby site. 2.) Mismatched service names. If the -c option is not used, the service name specified in the alias for the standby file system did not match the service name specified for the primary file system in the alias on the standby site. 3.) The alias for the standby site referred to the wrong set of nodes.

Action: Possible actions include: 1.) Verify replication is initialized on the standby site. 2.) Verify the service name used to connect to the standby site matches the one registered on the standby site. Run 'lsnrctl status' on the standby site to verify. 3.) Verify that the nodes listed in the standby alias have the standby file system mounted.

ACFS-05065: cannot transfer files to the standby file system '*string*'

Cause: Possible causes include: 1.) The standby mount point did not exist or was not an ACFS file system. 2.) The standby file system was full.

Action: Possible actions include: 1.) Verify that the standby mount point exists and is an ACFS file system. 2.) Verify that there is free space on the standby file system.

ACFS-05066: ACFS replication is already paused

Cause: ACFS replication was paused by a previous call.

Action: None

ACFS-05067: cannot rename file *string* to *string* in directory *string*

Cause: The application failed to rename the specified file.

Action: Verify that the replication directory is available.

ACFS-05068: ACFS replication has not been paused

Cause: ACFS replication was not paused. Resume operation is not needed.

Action: None

ACFS-05069: ACFS replication update must specify at least one attribute

Cause: The command to update the replication configuration did not specify any attributes to update.

Action: Specify at least one replication attribute to be updated.

ACFS-05070: command must be run on the primary replication site

Cause: 'acfsutil repl update' command was not run on the primary replication site.

Action: Execute 'acfsutil repl update' on the primary replication site.

ACFS-05071: invalid username or password used to connect to the standby site

Cause: The username or password specified on the command line or in the wallet was incorrect.

Action: Verify the username and password are correct when connecting to the standby site.

ACFS-05072: cannot open events file *string*

Cause: Failed to open events log file.

Action: Verify the ASM instance is operational and the state of the file system using 'acfsutil info fs' before retrying the command.

ACFS-05073: cannot query events log file

Cause: Failed to query events log file.

Action: Verify the ASM instance is operational and the state of the file system using 'acfsutil info fs' before retrying the command.

ACFS-05075: cannot terminate replication

Cause: Failed to terminate replication.

Action: Verify the ASM instance is operational and the state of the file system using 'acfsutil info fs' before retrying the command.

ACFS-05076: unable to determine CRS user/group

Cause: The application failed to determine CRS user and/or group.

Action: Verify that CRS is running. Check the CRS logs to determine why the CRS user and/or group cannot be determined.

ACFS-05077: could not complete replication synchronization

Cause: Failed to complete synchronization of primary and standby replication sites.

Action: Verify the ASM instance is operational and the state of the file system using 'acfsutil info fs' before retrying the command.

ACFS-05078: failed to synchronize primary and standby replication sites

Cause: Failed to synchronize replication sites.

Action: Verify the ASM instance is operational and the state of the file system using 'acfsutil info fs' before retrying the command.

ACFS-05079: waiting for replication update to complete

Cause: Informational

Action: None

ACFS-05083: Initialization of the primary file system could not complete because the standby is already configured for replication.

Cause: The standby file system was not expecting initialization data from this primary. Possible causes include: 1. Stale replication state detected on standby file system from a previous instantiation. 2. An incorrect replication standby site was supplied. 3. An incorrect replication standby file system was supplied.

Action: 1. Run 'acfsutil repl terminate' on the standby site for the standby file system before retrying the initialization of the primary. 2. Verify the correct standby site is used. 3. Verify the correct standby file system is used.

ACFS-05084: The replication standby file system has been newly initialized and is refusing files from the primary. The primary may need to be terminated and newly initialized.

Cause: The standby file system was not expecting any data from the primary except initialization data. A possible cause may be the standby file system was terminated and newly initialized, but the primary was not.

Action: Verify the primary site and primary file system. Run 'acfsutil repl terminate' on the primary site for the primary file system before retrying the initialization of the standby.

ACFS-05085: cannot start replication because incompatible ACFS features already exist

Cause: Failed to start replication: Either security or encryption or both is enabled on the file system.

Action: Undo security or encryption or both, then try to initialize replication again. To undo encryption and security respectively: `acfsutil encr set -m mount-point -u` `acfsutil sec prepare -m mount-point -u`

ACFS-05086: listener is not running on the standby site

Cause: The listener was not started on the remote site or an incorrect node name was specified in the standby alias definition.

Action: Verify the listener is started on the standby site. Check that the standby alias contains the correct node names.

ACFS-05087: The event log does not cover the time range specified.

Cause: The events log did not cover any portion of the time range specified in the command.

Action: Change the time range or use an events log that covers the range specified.

ACFS-05088: replicated file system size is below the minimum of *stringG*

Cause: An attempt was made to initialize replication on a file system that did not have sufficient space.

Action: Resize the file system to at least the minimum size specified.

ACFS-05089: replication statistics cannot be queried on the standby site

Cause: An attempt was made to query the replication statistics on the standby site.

Action: Query the replication statistics from the primary site.

ACFS-05090: interval is greater than *number* years

Cause: The interval specified was greater than the maximum allowed.

Action: Retry the command with a lower interval value.

ACFS-05091: The mount path specified exceeds the maximum length allowed on this platform.

Cause: The specified mount path exceeded the maximum length on this platform.

Action: Use a valid mount path.

ACFS-05092: replicated file system free space is near the minimum threshold of *numberGB* per active node, continuing with initialization

Cause: Initialization of replication was issued on a file system that is near the minimum threshold of free space.

Action: Consider resizing the file system to allow for optimal replication performance.

ACFS-05093: could not retrieve active node count on file system: *string*, error: *number*

Cause: Could not get the number of nodes active on the specified file system.

Action: Verify at least one cluster node has the file system mounted, or address the specified operating system dependent error code provided. If the solution is not clear, contact Oracle Support Services.

ACFS-05094: replicated file system free space is below the minimum of *number*GB per active node, actual free space left: *number*GB

Cause: An attempt was made to initialize replication on a file system that did not have sufficient space.

Action: Resize the file system such that free space is at least the minimum size specified.

ACFS-05159: Last sync time with primary: *string*

Cause: Informational

Action: None

ACFS-05170: Cannot initialize replication while the cluster is in rolling migration

Cause: An attempt to initialize replication was rejected because the cluster was in rolling migration. Replication initialization is not allowed during rolling migration.

Action: Complete the rolling migration and then initialize replication.

ACFS-05171: Cannot terminate replication while the cluster is in rolling migration

Cause: An attempt to terminate replication was rejected because the cluster was in rolling migration and the file system was mounted on more than one node.

Action: Either complete the rolling migration and then terminate replication, or unmount this file system on the other nodes and then terminate replication.

ACFS-05172: Replication cannot be terminated because background processes are not running.

Cause: Replication background processes were stopped and cannot finish processing replication data.

Action: Run 'acfsutil repl bg start *mountpoint*' to restart replication background processes and complete the apply of existing replication data, or run 'acfsutil repl terminate standby immediate *mountpoint*' to terminate replication immediately without applying the remaining replication data.

ACFS-05200: Stopping ACFS replication daemons on *string*

Cause: Informational

Action: None

ACFS-05201: Starting ACFS replication daemons on *string*

Cause: Informational

Action: None

ACFS-05202: ACFS replication daemons started successfully on *string*

Cause: Informational

Action: None

ACFS-05203: ACFS replication daemons stopped successfully on *string*

Cause: Informational

Action: None

ACFS-05204: Attempting to restart replication daemons on *string*

Cause: Informational

Action: None

ACFS-05205: Failed to initialize replication because ACFS Security is in use on the standby file system '*string*'.

Cause: ACFS replication initialization failed on the standby file system because ACFS Security was in use on the file system.

Action: If you are sure you want to use the indicated file system as standby, reformat the standby file system and retry the command.

ACFS-05206: Failed to initialize replication on ACFS Security enabled file system '*string*' because ACFS Security is not initialized on the standby site.

Cause: Replication initialization failed on ACFS Security enabled primary file system because ACFS Security was not initialized on the standby site.

Action: There are two possible options based on user's preference. 1. If ACFS Security is desired on primary and standby file systems, follow the below mentioned steps in sequence: a. Terminate replication on standby file system by executing 'acfsutil repl terminate' command. b. Initialize ACFS Security on standby site by executing 'acfsutil sec init' command. c. Reinitialize replication on standby file system by executing 'acfsutil repl init' command. d. Retry 'acfsutil repl init' command on the primary file system. 2. If ACFS Security is not desired on primary and standby file systems, follow the below mentioned steps in sequence: a. Terminate replication on standby file system by executing 'acfsutil repl terminate' command. b. Remove ACFS Security on primary file system by using 'acfsutil sec prepare' command. c. Reinitialize replication on standby file system by executing 'acfsutil repl init' command. d. Retry 'acfsutil repl init' command on the primary file system.

ACFS-05207: A request to initialize replication failed because the primary replication file system is enabled for ACFS Security and standby site is not initialized for ACFS Security.

Cause: A request to initialize replication failed because the primary replication file system was enabled for ACFS Security and standby site was not initialized for ACFS Security.

Action: There are two possible options based on user's preference. 1. If ACFS Security is desired on primary and standby file systems, follow the below mentioned steps in sequence: a. Terminate replication on standby file system by executing 'acfsutil repl terminate' command. b. Initialize ACFS Security on standby site by executing 'acfsutil sec init' command. c. Reinitialize replication on standby file system by executing 'acfsutil repl init' command. d. Retry 'acfsutil repl init' command on the primary file system. 2. If ACFS Security is not desired on primary and standby file systems, follow below mentioned steps in sequence: a. Terminate replication on standby file system by executing 'acfsutil repl terminate' command. b. Remove ACFS Security on primary file system by using 'acfsutil sec prepare' command. c. Reinitialize replication on standby file system by executing 'acfsutil repl init' command. d. Retry 'acfsutil repl init' command on the primary file system.

ACFS-05208: A request to initialize replication failed because the primary replication file system is enabled for ACFS Encryption and standby site has PKCS wallet.

Cause: Replication initialization failed because the use of PKCS wallet for an ACFS Replication standby site is not supported.

Action: There are two possible options based on user's preference. 1. If ACFS Encryption is desired on primary and standby file systems a. Terminate replication on standby file system by executing 'acfsutil repl terminate' command. b. Convert the PKCS wallet to SSO wallet on standby by executing 'acfsutil keystore migrate' command. c. Reinitialize replication on standby file system by executing 'acfsutil repl init' command. d. Retry 'acfsutil repl init' command on the primary file system. 2. If ACFS Encryption is not desired on primary and standby file systems a. Terminate replication on standby filesystem by executing 'acfsutil repl terminate' command. b. Remove ACFS Encryption on primary filesystem by using 'acfsutil encr set' command. c. Reinitialize replication on standby file system by executing 'acfsutil repl init' command. d. Retry 'acfsutil repl init' command on the primary file system.

ACFS-05209: A request to initialize replication failed because the primary replication file system is enabled for ACFS Encryption and an error occurred in accessing OCR at standby site.

Cause: Internal error.

Action: Contact Oracle Support Services.

ACFS-05210: Failed to initialize replication because ACFS Encryption is in use on the standby file system '*string*'.

Cause: ACFS replication initialization failed on the standby file system because ACFS Encryption was in use on the file system.

Action: If you are sure you want to use the indicated file system as standby, reformat the standby file system to remove encryption and retry the command.

ACFS-05211: Failed to initialize replication on ACFS Encryption enabled file system '*string*' because PKCS wallet existed on standby site.

Cause: Replication initialization failed because the use of PKCS wallet for an ACFS Replication standby site is not supported.

Action: There are two possible options based on user's preference. 1. If ACFS Encryption is desired on primary and standby file systems a. Terminate replication on standby file system by executing 'acfsutil repl terminate' command. b. Convert the PKCS wallet to SSO wallet on standby by executing 'acfsutil keystore migrate' command. c. Reinitialize replication on standby file system by executing 'acfsutil repl init' command. d. Retry 'acfsutil repl init' command on the primary file system. 2. If ACFS Encryption is not desired on primary and standby file systems a. Terminate replication on standby filesystem by executing 'acfsutil repl terminate' command. b. Remove ACFS Encryption on primary filesystem by using 'acfsutil encr set' command. c. Reinitialize replication on standby file system by executing 'acfsutil repl init' command. d. Retry 'acfsutil repl init' command on the primary file system.

ACFS-05212: Failed to initialize replication on ACFS Encryption enabled file system '*string*' because an error occurred in accessing the OCR at standby site.

Cause: Internal error.

Action: Contact Oracle Support Services.

ACFS-05214: Failed to prepare ACFS Security on replication enabled file system '*string*' because ACFS Security is not initialized on the standby site.

Cause: An attempt to prepare ACFS Security on replication enabled file system failed because ACFS Security was not initialized on the standby site.

Action: Initialize ACFS Security on the standby site by executing the 'acfsutil sec init' command and retry the operation.

ACFS-05216: Failed to set ACFS encryption on a replication enabled file system '*string*' because PKCS wallet is not supported as ACFS encryption key store on standby site.

Cause: An attempt to set ACFS encryption on replication enabled file system failed because the standby site was having a PKCS wallet as ACFS encryption key store.

Action: If ACFS encryption is desired on primary and standby file systems follow the steps mentioned below in sequence: a. Convert the PKCS wallet to SSO wallet on standby site by executing the 'acfsutil keystore migrate' command. b. Retry the 'acfsutil encr set' command.

ACFS-05217: Failed to set ACFS Encryption on replication enabled file system '*string*' because an error occurred accessing the OCR at standby site.

Cause: Internal error.

Action: Contact Oracle Support Services.

ACFS-05218: Cannot proceed because another conflicting 'acfsutil' command is in progress.

Cause: The command could not proceed because one of the following 'acfsutil' commands was in progress in the cluster. a. 'acfsutil repl init' b. 'acfsutil sec prepare' c. 'acfsutil encr set' d. 'acfsutil audit enable'

Action: Retry the command after some time.

ACFS-05219: Cannot proceed because CRS stack is not up.

Cause: The command could not proceed because CRS stack was not up.

Action: Verify that Cluster Ready Services (CRS) stack is up by executing 'crsctl check crs' and Cluster Synchronization Services (CSS) is running by executing 'crsctl check css'. If the CRS stack is not up or the CSS is not running, check with the CRS administrator to bring it up. If it does not resolve the problem, contact Oracle Support Services.

ACFS-05220: Cannot proceed because ACFS replication initialization is in progress.

Cause: The command could not proceed because ACFS replication initialization was in progress.

Action: Verify that the ACFS replication initialization is complete by executing 'acfsutil repl info' and retry.

ACFS-05221: Failed to prepare ACFS Security on a replication enabled file system '*string*' because ACFS audit is not initialized on the standby site.

Cause: An attempt to prepare ACFS Security on a replication enabled file system failed because ACFS Audit was not initialized on the standby site.

Action: Initialize ACFS Audit on the standby site by executing the 'acfsutil audit init' command and retry the operation.

ACFS-05222: Failed to initialize replication on ACFS Audit prepared filesystem *string* because ACFS Audit is not initialized on the standby site.

Cause: Replication initialization failed on an ACFS Audit prepared primary file system because ACFS Audit was not initialized on the standby site.

Action: If ACFS Audit is desired on primary and the standby file systems, follow the steps mentioned below in sequence: a. Terminate replication on the standby file system by executing 'acfsutil repl terminate' command. b. Initialize ACFS Audit on the standby site by executing 'acfsutil audit init' command. c. Reinitialize replication on the standby file system by executing 'acfsutil repl init' command. d. Retry 'acfsutil repl init' command on the primary file system.

ACFS-05223: Failed to prepare ACFS Audit on replication enabled file system *string* because ACFS audit is not initialized on the standby site.

Cause: An attempt to prepare ACFS Audit on a replication enabled file system failed because ACFS Audit was not initialized on the standby site.

Action: Initialize ACFS Audit on the standby site by executing the 'acfsutil audit init' command and retry the operation.

ACFS-05224: Failed to prepare ACFS Audit on replication enabled file system *string* because an error occurred accessing the OCR at standby site.

Cause: Internal error.

Action: Contact Oracle Support Services.

ACFS-05226: Failed to set ACFS Encryption on a replication enabled file system *string* because ACFS audit is not initialized on the standby site; moreover, PKCS wallet is not supported as ACFS Encryption key store on the standby site.

Cause: In ACFS Audit initialized cluster, an attempt to set ACFS Encryption on replication enabled filesystem failed because standby site is not ACFS audit initialized and PKCS wallet is not supported as ACFS Encryption key store on the standby site.

Action: follow the steps mentioned below in sequence. a. Initialize ACFS Audit on the standby site by executing 'acfsutil audit init' command. b. Convert the PKCS wallet to SSO wallet on standby by executing 'acfsutil keystore migrate' command. c. Retry command 'acfsutil repl init' on the primary site.

ACFS-05227: Failed to set ACFS Security on a replication enabled file system *string* because ACFS Security is not initialized on the standby site; moreover, ACFS Audit is not initialized on standby site.

Cause: In an ACFS Audit initialized cluster, an attempt to prepare ACFS Security on a replication enabled filesystem failed because the standby site was neither Audit initialized nor Security initialized.

Action: follow the steps mentioned below in sequence. a. Initialize ACFS Audit on the standby site by executing 'acfsutil audit init' command. b. Initialize ACFS Security on the standby site by executing 'acfsutil sec init' command. c. Retry command 'acfsutil repl init' on the primary site.

ACFS-05228: Failed to set ACFS Encryption on a replication enabled file system *string* because ACFS audit is not initialized on the standby site.

Cause: An attempt to set ACFS Encryption on a replication enabled file system failed because ACFS Audit was not initialized on the standby site.

Action: Initialize ACFS Audit on the standby site by executing the 'acfsutil audit init' command and retry the operation.

ACFS-05229: Failed to prepare ACFS Security on replication enabled file system '*string*' because an error occurred accessing the OCR at the standby site.

Cause: Internal error.

Action: Contact Oracle Support Services.

ACFS-05230: Failed to get standby site's encryption state.

Cause: An attempt to get standby site's encryption status failed because standby site was unreachable.

Action: Verify the status of remote site and retry the command.

ACFS-05231: Failed to get standby site's security state.

Cause: An attempt to get standby site's security status failed because standby site was unreachable.

Action: Verify the status of remote site and retry the command.

ACFS-05232: Failed to get standby site's audit state.

Cause: An attempt to get standby site's audit status failed because standby site was unreachable.

Action: Verify the status of remote site and retry the command.

ACFS-05233: Cannot prepare a file system for ACFS Security while the cluster is in rolling migration.

Cause: An attempt to prepare a file system for ACFS Security was rejected because the cluster was in rolling migration. ACFS Security prepare operation is not allowed during rolling migration.

Action: Complete the rolling migration and retry the command.

ACFS-05234: Cannot set ACFS Encryption parameters while the cluster is in rolling migration.

Cause: An attempt to set ACFS Encryption parameters was rejected because the cluster was in rolling migration. ACFS Encryption set operation is not allowed during rolling migration.

Action: Complete the rolling migration and retry the command.

ACFS-05235: Cannot enable ACFS Audit while the cluster is in rolling migration.

Cause: An attempt to enable ACFS Audit was rejected because the cluster was in rolling migration. ACFS Audit enable operation is not allowed during rolling migration.

Action: Complete the rolling migration and retry the command.

ACFS-05354: Clock difference detected between primary and standby replication sites.

Cause: A difference in the system clocks has been detected between the primary and standby replication sites.

Action: Update the time on the primary and standby replication sites to match, and reissue the 'acfsutil repl info -s' command with a new time interval.

ACFS-05356: The Oracle Local Registry, OLR, cannot be accessed to query the software version.

Cause: The OLR is not accessible or is not configured correctly.

Action: Run 'ocrcheck -local' to verify the OLR is accessible and working properly.

ACFS-05500: ACFS replication error. Contact Oracle Support Services. *string*

Cause: An ACFS replication operation failed.

Action: Contact Oracle Support Services.

ACFS-05501: ACFS replication error. Customer action required. *string*

Cause: This message is accompanied by other message(s) providing details on the error.

Action: Correct the problem indicated by the other message(s) immediately. If the cause of the problem is unclear, contact Oracle Support Services.

ACFS-05502: ACFS replication error. System administration needed. *string*

Cause: This message is accompanied by other message(s) providing details on the error.

Action: The replication daemon(s) will try to correct this situation by moving to another node in the cluster, if available. The problem indicated by the other message(s) should be addressed as soon as possible for replication to continue without further error. If the cause of the problem is unclear, contact Oracle Support Services.

ACFS-05503: ACFS replication *string* daemon shutting down. *string*

Cause: This message is accompanied by other message(s) providing details on the error.

Action: Correct the problem indicated by the other message(s). If the cause of the problem is unclear, contact Oracle Support Services.

ACFS-05505: The standby replication file system is full.

Cause: The standby replication file system is out of space.

Action: Resize the standby file system or delete snapshots from the standby file system if any exist; otherwise, replication may not proceed.

ACFS-05506: The primary replication file system is full.

Cause: The primary replication file system is out of space.

Action: Delete unnecessary files from the primary file system to free up space, resize the primary file system, or delete snapshots from the primary if any exist; otherwise, replication may not proceed.

ACFS-05507: The standby replication site failed *number* times to transport replication files from host *string*.

Cause: The replication transport mechanism failed to transport files from the standby replication site.

Action: Make sure the replication transport daemon is running and that proper permissions are set on the replication file systems.

ACFS-05508: The primary replication site failed *number* times to transport replication files from host *string*.

Cause: The replication transport daemon failed to transfer files from the primary replication site.

Action: Make sure the replication transport daemon is running and that proper permissions are set on the replication file systems.

ACFS-05511: The standby replication site host, *string*, is experiencing *number* I/O errors.

Cause: I/O on the standby replication site failed.

Action: Verify the ASM instance is operational and the state of the file system using 'acfsutil info fs' before retrying the command.

ACFS-05512: The primary replication site host, *string*, has experienced *number* I/O errors.

Cause: I/O on the primary replication site failed.

Action: Verify the ASM instance is operational and the state of the file system using 'acfsutil info fs' before retrying the command.

ACFS-05513: replication monitor daemon has detected a problem

Cause: An error log file was received.

Action: Check the ACFS alert logs and 'acfsutil repl info' to determine the cause.

ACFS-05514: The replication monitor daemon has not received receipt or error files within the set threshold.

Cause: The time allowed for receiving receipt or error files has surpassed.

Action: Make sure all replication resources are running using 'acfsutil repl bg info' on both the primary and standby replication sites.

ACFS-05515: The replication monitor received an invalid receipt file and will not process it.

Cause: The receipt file that the replication monitor process received is not valid.

Action: Make sure proper permissions are set on the replication directories and that I/O requests can be processed.

ACFS-05516: The apply daemon failed to regenerate an apply file.

Cause: The apply daemon has requested more than the allowed number of regenerations on an apply file.

Action: Restart the file system replication resource using 'acfsutil repl bg start'.

ACFS-05517: ACFS replication on *string*: *string*

Cause: Informational

Action: None

ACFS-05518: *string* is not an ACFS mount point

Cause: The command required an ACFS mount point for execution.

Action: Retry the command using an ACFS mount point.

ACFS-05519: must provide an Oracle Net alias to the standby replication site

Cause: The Oracle Net alias, which is used to connect to the standby replication site, was not specified.

Action: Provide the Oracle Net alias to connect to the standby replication site.

ACFS-05520: cannot update replication configuration

Cause: The application was unable to communicate with the ACFS driver.

Action: Verify that the ADVN/ACFS drivers are loaded and running.

ACFS-05521: cannot initialize replication configuration

Cause: The application was unable to communicate with the ACFS driver.

Action: Verify that the ADVM/ACFS drivers are loaded and running.

ACFS-05522: Cannot terminate replication. Pending operations are unable to complete because the replication standby file system is full.

Cause: The standby replication file system is full and replication could not complete applying data before terminating.

Action: Resize the standby file system, delete snapshots from the standby file system if any exist, or use 'acfsutil repl terminate immediate' to force a terminate on the standby without applying any outstanding replication data. Any outstanding replication data will be lost if 'acfsutil repl terminate immediate' is issued.

05600-05604 reserved for replication exceptions

ACFS-05605: ACFS replication daemon *string* is exiting due to replication termination. *string*

Cause: Informational

Action: None 05606-05625 reserved for replication exceptions

ACFS-05700: All the tag names specified during the "acfsutil repl init" operation must exactly match those specified on the command line.

Cause: Either at least one tag name was not specified during replication initialization or a specified tag name does not match that used during the "acfsutil repl init" operation.

Action: Use the exact tag names specified during the "acfsutil repl init" operation.

ACFS-05701: Comparing first tree (<<<) to second tree (>>>):

Cause: Informational

Action: None

ACFS-05702: Testing for extra files in the second tree.\nSecond tree (<<<) to first tree (>>>):

Cause: Informational

Action: None

ACFS-05703: Results for file comparison of first tree to second tree:

Cause: Informational

Action: None

ACFS-05704: Files successfully compared = *number*

Cause: Informational

Action: None

ACFS-05705: Files which failed comparison = *number*

Cause: Informational

Action: None

ACFS-05706: Results for extra files in the second tree:

Cause: Informational

Action: None

ACFS-05707: Total files checked = *number*

Cause: Informational

Action: None

ACFS-05708: Extra files found = *number*

Cause: Informational

Action: None

ACFS-05709: A status check on a file failed. Skipping file: *string*

Cause: Either the first tree is actively being modified or an internal error occurred.

Action: If possible, ensure the first tree is not changing while the tool is running.

ACFS-05710: ACFS tags do not support character devices. Skipping file: *string*

Cause: Informational

Action: None

ACFS-05711: ACFS tags do not support block devices. Skipping file: *string*

Cause: Informational

Action: None

ACFS-05712: ACFS tags do not support FIFOs. Skipping file: *string*

Cause: Informational

Action: None

ACFS-05713: ACFS tags do not support sockets. Skipping file: *string*

Cause: Informational

Action: None

ACFS-05714: <<< *string*\n>>> File missing!

Cause: The specified file was not found in the second tree.

Action: None

ACFS-05715: Found: *string*

Cause: The specified file is an extra file in the second tree.

Action: None

ACFS-05716: <<< Tag names exist on file *string*\n>>> No tag names exist on file *string*

Cause: The file in the first tree has tag names but the file in the second tree has no tag names.

Action: Tag names on files can be displayed with the "acfsutil tag info" command.

ACFS-05717: <<< Extended attribute mismatch for *string*\n>>> Extended attribute mismatch for *string*

Cause: Informational

Action: None

ACFS-05718: An unexpected result occurred while comparing the first tree to the second tree. Continuing. Affected files: *string string*

Cause: An unexpected result occurred while comparing the first tree to the second tree.

Action: None. The file was skipped.

ACFS-05719: An unexpected result occurred while comparing the second tree to the first tree. Continuing. Affected files: *string string*

Cause: An unexpected result occurred while comparing the second tree to the first tree.

Action: None. The file was skipped.

ACFS-05720: File type was not recognized. Continuing. Affected files "*string*" and "*string*"

Cause: An unrecognized file type was encountered which will be ignored.

Action: Informational

ACFS-05721: Could not open the file specified for a checksum operation: *string*

Cause: Either the first tree was modified or an internal error occurred.

Action: If possible, do not modify files in the first tree when running this tool.

ACFS-05722: A file read failed during a checksum operation: *string*

Cause: Either the first tree was modified or an internal error occurred.

Action: If possible, do not modify files in the first tree when running this tool.

ACFS-05723: Unable to obtain security attributes on file "*string*"

Cause: Check the access rights on the indicated file.

Action: Ensure the files security attributes can be read using a file manager.

ACFS-05724: Unable to convert a security descriptor to a string on file "*string*"

Cause: The Windows security identifier (SID) may not be available on this system.

Action: Check the Windows SID is available on this host.

ACFS-05728: Failed to retrieve file system status information from a system call for mount point "*string*."

Cause: A system call for the status of the file system failed.

Action: Ensure the file system is accessible via "*acfsutil info fs*".

ACFS-05730: Mount point "*string*" does not support Oracle ACFS tagging.

Cause: The "-a" option was passed on the command line to compare ACFS tags. A file system being checked did not support ACFS tagging.

Action: Disable ACFS tag name comparison by omitting the "-a" option.

ACFS-05731: Mount point "*string*" does not support extended attributes, therefore, the ACFS tag name portion of the comparisons will not be performed.

Cause: Informational.

Action: None

ACFS-05732: The second tree does not exist: "*string*".

Cause: Failed to access the specified second tree.

Action: Use a networked file system to provide access to the second tree on the primary node where the 'acfsutil repl compare' will be performed.

ACFS-05733: Successfully compared: *string string*

Cause: Informational.

Action: None

ACFS-05734: Successfully verified existence: *string string*

Cause: Informational.

Action: None

ACFS-05737: *string* file attribute comparison failed: permissions=*string*, links=*number*, uid=*number*, gid=*number*, bytes=*number*, file: *string*

Cause: Informational.

Action: None

ACFS-05738: *string* file size or file contents comparison failed, file: *string*

Cause: Informational.

Action: None

ACFS-05739: *string* security descriptor comparison failed, file: *string*

Cause: Informational.

Action: None

ACFS-05740: *string* file type comparison failed, file: *string*

Cause: Informational.

Action: None

ACFS-05741: *string* file type comparison failed, directory: *string*

Cause: Informational.

Action: None

ACFS-05742: *string* file type comparison failed, soft link: *string*

Cause: Informational.

Action: None

ACFS-05743: *string* file type comparison failed, socket: *string*

Cause: Informational.

Action: None

ACFS-05744: *string* file type comparison failed, character device: *string*

Cause: Informational.

Action: None

ACFS-05745: *string* file type comparison failed, block device: *string*

Cause: Informational.

Action: None

ACFS-05746: *string* file type comparison failed, FIFO: *string*

Cause: Informational.

Action: None

ACFS-05747: Directory '*string*' is a nested ACFS reparse point and was not included in the file system comparison.

Cause: Informational.

Action: None

ACFS-05748: The '*strings*' option requires either the '*stringa*' option or '*stringt*' option.

Cause: An incorrect combination of options was specified.

Action: Combine the 's' option with either the 'a' option or 't' option.

ACFS-05749: The specified trees are the same and will not be compared.

Cause: The provided first and second trees resolved to the same location.

Action: Rerun the command specifying unique trees.

ACFS-05801: The primary replication file system *string* is at least *number*%% full.

Cause: Free space in the primary replication file system fell below a monitored threshold.

Action: Delete unnecessary files from the primary file system to free up space, resize the primary file system, or delete snapshots from the primary if any exist; otherwise, replication may not proceed.

ACFS-05802: The primary replication file system *string* has *number*GB or less space available per active node.

Cause: The primary replication file system was found to be running low on space.

Action: Delete unnecessary files from the primary file system to free up space, resize the primary file system, or delete snapshots from the primary if any exist; otherwise, replication may not proceed.

ACFS-05803: The primary replication file system *string* has 2GB or less space available per active node. Replication is being terminated.

Cause: The primary replication file system was found to be too low on space in order to run efficiently.

Action: Restart replication with a larger primary file system that has free space equal to at least 4GB per active node.

ACFS-05804: The standby replication file system *string* is out of sync with the primary by at least *number* minutes.

Cause: The time period to process changes on the standby file system was exceeded.

Action: Check that the network connectivity between the primary and standby replication systems is functional.

ACFS-05805: The standby replication file system *string* is out of sync with the primary by at least 60 minutes.

Cause: The standby replication file system finished applying changes from the primary that were made more than 60 minutes ago. The standby is at least 60 minutes out of sync with the primary.

Action: Check that the network connectivity between the primary and standby replication systems is functional.

ACFS-05806: The primary replication file system *string* has reached an appropriate free space level.

Cause: A previously-reported free space shortage in the primary replication file system was relieved.

Action: None

ACFS-05807: The standby file system *string* is less than 15 minutes out of sync now.

Cause: A previously-reported out of sync time difference between the standby replication file system and the primary reached an appropriate out of sync time for replication to run efficiently.

Action: None

ACFS-05808: The primary replication file system *string* had an unrecoverable error and replication has been terminated for that file system.

Cause: The primary file system encountered an unrecoverable error in the kernel that has caused replication for this file system to be terminated. The cause will be in the OKS persistent log.

Action: Replication must be restarted. To do this, terminate replication on the standby file system, run mkfs (Unix or Linux) or acfsformat.exe (Windows) on the volume for the standby file system, remount that volume, and then restart replication for both file systems.

ACFS-05809: invalid query of replication apply events on the standby site

Cause: An attempt was made to query the replication apply events on the standby site which failed because the information is available only on the primary site.

Action: Query the replication apply events from the primary site.

ACFS-05810: invalid query of replication transport events on the standby site

Cause: An attempt was made to query the replication transport events on the standby site which failed because the information is available only on the primary site.

Action: Query the replication transport events from the primary site.

ACFS-05811: ACFS replication initialization failed in Oracle Restart environment.

Cause: Initialization failed because the system was configured with Oracle Restart. ACFS replication is not supported for Oracle Restart configurations.

Action: Initialize ACFS replication in an environment that is configured with single or multi-node RAC.

ACFS-05887: cannot cleanup snapshot directories

Cause: The 'acfsutil repl terminate' command failed to cleanup from a previous replication instantiation.

Action: Verify user permissions, that the snapshot directory is available, and then retry the command.

ACFS-05888: ACFS replication requires reinitialization of mount point *string*.

Cause: This file system has already been initialized with a different version of ACFS replication.

Action: Run 'acfsutil repl terminate' and retry the initialization.

ACFS-05889: a username and VIP name or username and hostname to the standby replication site was not provided

Cause: The username and VIP name or username and hostname used to connect to the standby replication site were not specified.

Action: Provide the username and VIP name or hostname to connect to the standby replication site.

ACFS-05890: a username for the standby replication site was not provided

Cause: The username on the standby replication site with which the primary replication site will connect and apply changes was not specified.

Action: Provide the username for connecting and applying changes to the standby replication site using the -u option.

ACFS-05891: username *string* used to connect to the standby site was rejected

Cause: The username specified on the command line was not found in the password database on the standby site.

Action: Verify the username is correct when connecting to the standby site.

ACFS-05892: Cannot terminate replication. Pending operations are unable to complete because the replication primary file system is full.

Cause: The primary replication file system was full and replication could not complete sending data before terminating.

Action: Resize the primary file system, or delete snapshots from the primary file system if they exist, and retry 'acfsutil repl terminate'.

ACFS-05893: cannot update the standby replication site

Cause: An attempt to update the standby replication site failed because an apply operation was in progress.

Action: Pause replication or stop the replication resource and try to update the standby replication site again.

ACFS-05894: invalid zero or negative integer replication interval

Cause: The value specified with the '-i' option was not an integer greater than zero.

Action: Specify the '-i' option with an integer value greater than zero.

ACFS-05895: missing time unit on interval ('-i') option

Cause: A unit of time was not specified with the interval that was provided with the '-i' option.

Action: Append a unit from the set W (weeks), D (days), H (hours), M (minutes), S (seconds) to the interval specified.

ACFS-05896: invalid time unit in replication interval

Cause: An unrecognized unit was used following the interval length given with the '-i' option.

Action: Append a unit of time from the set W (weeks), D (days), H (hours), M (minutes), S (seconds) to the interval specified.

ACFS-05897: missing interval ('-i') option

Cause: The 'acfsutil repl init primary' command was incomplete because a replication interval was not specified.

Action: Provide an interval when the primary is initialized. An interval can be set implicitly through the use of the '-C' option or explicitly through the argument passed to the '-i' option.

ACFS-05901: The specified tag name list exceeds the maximum of *number* characters.

Cause: The specified tag name list was too long.

Action: Remove some tag names and try the command again.

ACFS-05902: Snapshot *string* is read-only and cannot be modified.

Cause: A request to write to a snapshot was rejected because the snapshot was configured as read-only.

Action: Convert the snapshot to be read-write and retry.

ACFS-05903: unable to cleanup old snapshots

Cause: Informational.

Action: None

ACFS-05904: The base and target operating systems are not compatible.

Cause: An attempt to apply changes from a base file system to a target file system was rejected because one system was Unix or Linux and the other system was Windows.

Action: Ensure both systems are Unix or Linux or both systems are Windows.

ACFS-05905: Target file system or snapshot has been altered since the last 'snap duplicate apply'.

Cause: An attempt to apply changes from a base file system or snapshot to a target file system or snapshot was rejected because the target had previously been modified and was no longer in sync with the base file system or snapshot.

Action: Run the 'acfsutil snap remaster' command with the snap duplicate backup snapshot for the target file system or snapshot, in order to re-base the target to the backup snapshot contents.

ACFS-05906: The system containing the base or primary file system disconnected prematurely.

Cause: An attempt to apply changes from the base or primary file system to the target or standby file system could not be completed because connectivity to the system containing the base or primary file system was lost.

Action: Reestablish connectivity to the system containing the base or primary file system and then retry.

ACFS-05907: The ACFS file system mounted at path *string* is already running the latest version of replication.

Cause: A request to prepare an ACFS file system for replication upgrade was rejected because the file system is already running the latest version of replication.

Action: If the indicated ACFS file system was not the intended target for upgrade, reissue the command specifying the correct file system.

ACFS-05908: The replication upgrade control file *string* cannot be opened.

Cause: An attempt to open the replication upgrade control file failed.

Action: Run the 'acfsutil repl upgrade prepare' command to prepare the file system to be upgraded.

ACFS-05909: Snapshot *string* is not read only.

Cause: An attempt to use the 'snap duplicate create' command failed because the snapshot was writable.

Action: Re-create the snapshot as read only and retry the command.

ACFS-05910: The snapshot specified as the old snapshot by the -i option is not older than the snapshot specified as the new snapshot.

Cause: An attempt to create a snap duplicate failed because the snapshot specified as the old snapshot by the -i option is not older than the snapshot specified as the new snapshot.

Action: Reverse the order of the two snapshot names or specify a different new or old snapshot and retry the command.

ACFS-05911: Target file system or snapshot has been altered since the start of the current 'snap duplicate apply'.

Cause: An attempt to apply changes from a base file system or snapshot to a target file system or snapshot was rejected because the target was modified while the apply attempt was in progress, and was no longer in sync with the base file system or snapshot.

Action: Run the 'acfsutil snap remaster' command with the snap duplicate backup snapshot for the target file system or snapshot, in order to re-base the target to the backup snapshot contents.

ACFS-05912: unable to perform 'snap duplicate' operation because ACFS replication is initialized on the file system

Cause: An attempt to use the 'acfsutil snap duplicate' command was rejected because ACFS replication was initialized on the file system.

Action: Terminate replication on the file system if appropriate by executing the 'acfsutil repl terminate' command and then retry the 'acfsutil snap duplicate' command.

ACFS-05913: unable to contact the standby node *string*

Cause: An attempt to use the ping utility to contact a standby node failed.

Action: Ensure that the correct host name or IP address was specified for the standby node, and that the standby node is operating normally. Then reissue the 'acfsutil repl init primary' command.

ACFS-05914: user *string* on node *string* unable to log in via 'ssh' to the standby node *string* as user *string*

Cause: An attempt by 'acfsutil repl init primary' or 'acfsutil repl update' to use the ssh utility to log in to a standby node failed.

Action: Ensure that the correct user name and address were specified for the standby node, and that the standby cluster is operating normally. If need be, verify network connectivity to the standby cluster, and refer to the product documentation to verify ssh configuration details. Then reissue the 'acfsutil repl init primary' or 'acfsutil repl update' command.

ACFS-05915: invalid use of '-t ALL' option

Cause: An attempt to execute the 'acfsutil repl compare' command was rejected because the '-t ALL' option was specified on the command line, but no tag names had been specified when the primary was initialized.

Action: Reissue the 'acfsutil repl compare' command without the '-t ALL' option.

ACFS-05916: path *string* not found

Cause: The ssh utility was not found at the indicated path.

Action: Ensure that the path to the ssh utility is correct and retry.

ACFS-05917: user 'root' on node *string* unable to continue logging in via 'ssh' to the standby node *string* as user '*string*'

Cause: A periodic attempt by ACFS replication to use the ssh utility to continue logging in to a standby node failed.

Action: Ensure that the standby cluster is operating normally. If need be, verify network connectivity to the standby cluster, and refer to the product documentation to verify ssh configuration details.

ACFS-05918: Replication initialization on primary site cannot confirm replication initialized on standby mount point '*string*'.

Cause: The 'acfsutil repl init primary' command failed on the primary replication site because it could not confirm that replication has been initialized on the standby replication site.

Action: Ensure that the correct user name and address were specified for the standby node, and run the 'acfsutil repl info -c' command on the standby site to confirm that replication has been initialized there for the mount point named. Then retry the 'acfsutil repl init primary' command.

ACFS-05919: Replication failed because it was unable to create a backup snapshot for mount point '*string*' on standby node '*string*'.

Cause: The 'acfsutil snap dup apply' operation, as used by ACFS replication, was unable to create a backup snapshot at the end of an apply operation on the standby node named. As a result, replication cannot proceed.

Action: Check the standby cluster for conditions that would prevent snapshot creation, such as lack of storage or having too many snapshots present. Replication will resume automatically once backup snapshots can again be created.

ACFS-05920: ssh cipher option "*string*" is invalid for replication

Cause: An attempt to configure replication on the primary file system was rejected because the indicated value was specified for the 'sshCipher' option. Replication does not support unencrypted ssh connections.

Action: Retry the command with a supported ssh cipher option.

ACFS-05921: One or more files under mount point '*string*' was not transferred because its path name exceeded *number* characters. The first such file was in directory '*string*' and had name '*string*'.

Cause: The command 'acfsutil snap duplicate create' did not complete correctly because one or more files located under the indicated mount point had an absolute path name longer than the indicated limit. Any files with path names exceeding the limit were not processed by 'acfsutil'. The directory and basename of the first such file found are shown in the message, but there may be many others.

Action: Rename the problematic files so that their absolute path names are shorter than the limit, and retry the command.

ACFS-05922: One or more files under primary mount point '*string*' was not replicated because its path name exceeded *number* characters. The first such file was in directory '*string*' and had name '*string*'.

Cause: ACFS replication did not replicate the primary correctly because one or more files located under the indicated mount point had an absolute path name longer than the indicated limit. Any files with path names exceeding the limit were not replicated. The directory and basename of the first such file found are shown in the message, but there may be many others.

Action: Rename the problematic files so that their absolute path names are shorter than the limit. Once each file has been renamed, the next later replication operation will automatically transfer the file.

ACFS-05923: unable to apply the incremental snapshot duplication stream because no initial snapshot duplication stream has been applied

Cause: An attempt to apply an incremental snapshot duplication stream failed because no preceding initial snapshot duplication stream has been applied to the snapshot duplication target.

Action: Apply an initial snapshot duplication stream to the target using 'acfsutil snapshot duplicate create' without the -i option to create the initial snapshot duplication stream.

ACFS-05924: unable to apply the incremental snapshot duplication stream because its starting snapshot does not match the final snapshot used to create the most recently applied snapshot duplication stream

Cause: The incremental snapshot duplication stream could not be applied because its starting snapshot did not match the final snapshot of the last stream applied.

Action: Apply all the intermediate incremental data streams in the correct order leading up to failed snap duplication stream and then rerun the apply operation.

ACFS-05925: unable to re-apply the initial snapshot duplication stream because its starting snapshot does not match the snapshot used to create the partially applied duplication stream

Cause: An attempt to apply an initial snapshot duplication stream was interrupted. An attempt was then made to re-apply the initial snapshot duplication stream. The re-apply failed because its starting snapshot did not match the snapshot of the last, partially applied snapshot duplication stream.

Action: Re-apply the correct initial snapshot duplication stream using the -r option of the command 'acfsutil snap duplicate create'.

ACFS-05926: The snapshot duplication stream cannot be applied because a previous duplication stream was interrupted.

Cause: Snapshot duplication failed because a previously interrupted snapshot duplication stream was detected.

Action: Generate a snapshot duplication stream using the -r option of the command 'acfsutil snap duplicate create', and apply it.

ACFS-05927: cannot synchronize the primary and standby replication sites

Cause: A request to synchronize the primary and standby replication sites was rejected because the primary replication site was paused.

Action: Resume replication on the primary replication site and try to synchronize the primary and standby replication sites again.

ACFS-05928: The ADVN compatibility attribute for the diskgroup is below the required version (*string*) for the 'acfsutil snap duplicate' commands.

Cause: The command 'acfsutil snap duplicate' was rejected because the ADVN disk group compatibility attribute had not been upgraded to the indicated version, which is required for that command.

Action: Use the Oracle ASM Configuration Assistant (ASMCA) tool or the SQL ALTER DISKGROUP statement to upgrade the disk group compatibility (COMPATIBLE.ADVN) attribute to the specified version and then re-issue the original command. If the disk group compatibility attribute cannot be upgraded, update the ACFS compatibility using the 'acfsutil compat set' command and then re-issue the original command.

ACFS-05929: Replication could not proceed because it was unable to delete a directory in mount point '*string*' on standby node '*string*'.

Cause: The 'acfsutil snap dup apply' operation, as used by ACFS replication, could not proceed because it was unable to delete a directory in the indicated mount point on the standby replication site shown.

Action: Check the alert log for message ACFS-05027 which includes the name of the directory being deleted. Check the standby cluster for conditions that would prevent the directory from being deleted, such as its being in use. Replication will resume automatically once the directory can be removed.

ACFS-05931: The standby replication ACFS file system mounted at path *string* at site *string* is not running a compatible version of replication.

Cause: A request to upgrade a primary replication ACFS file system was rejected because the standby file system is not running a compatible version of replication.

Action: Ensure that the cluster where the standby replication ACFS file system is located is running a version of Clusterware that supports the version of ACFS replication to which upgrade was attempted. Upgrade the standby replication ACFS file system, and then reissue the command to upgrade the primary ACFS replication file system. Refer to Oracle product documentation for details regarding Clusterware and ACFS replication version compatibility.

ACFS-05932: cannot upgrade the existing ACFS replication environment

Cause: A request to upgrade the existing ACFS replication environment to snapshot-based replication was rejected because the existing tag name list exceeded the limit of 4096 characters imposed by snapshot-based replication.

Action: Terminate the existing replication environment and reconfigure using snapshot-based replication. Refer to Oracle product documentation for details regarding upgrading to ACFS snapshot-based replication.

ACFS-05933: invalid, out-of-date option given for 'acfsutil repl init'

Cause: An attempt to invoke a 'acfsutil repl init' command was rejected because it specified an option specific to an earlier version of ACFS replication.

Action: Ensure that you are using 'acfsutil repl init' as required by the current version of ACFS replication. Refer to the Oracle product documentation for details about running current replication.

ACFS-05934: ACFS replication could not start an apply operation for mount point *'string'* due to an existing apply operation.

Cause: This message may indicate a problem with networking or storage access that is preventing the existing apply operation from making progress. Alternatively, this message may indicate an internal error.

Action: Contact Oracle Support Services.

ACFS-05935: The ACFS replication primary is mounted on more than one node.

Cause: A request to prepare ACFS replication for upgrade was rejected because the file system was mounted on more than one node.

Action: Unmount the ACFS replication primary on all but one node and retry the command.

ACFS-05936: The new snapshot and the old snapshot do not have the same parent.

Cause: An attempt to create a snap duplicate stream failed because the snapshot specified as the old snapshot by the -i option did not have the same parent as the snapshot specified as the new snapshot.

Action: Reissue the command with the correct snapshot names.

ACFS-05937: The new snapshot is not a child of the parent snapshot.

Cause: An attempt to create a snap duplicate stream failed because the snapshot specified as the new snapshot was not a child of the parent snap specified by the -p option.

Action: Reissue the command with the correct snapshot names.

ACFS-05938: The new snapshot is not a child of the mount point.

Cause: An attempt to create a snap duplicate stream failed because the snapshot specified as the new snapshot was not a child of the specified mount point.

Action: Reissue the command with the correct snapshot names.

ACFS-05939: The parent snapshot must be writable.

Cause: An attempt to create a snap duplicate stream failed because the snapshot specified as the parent snapshot by the -p option was not writable.

Action: Reissue the command specifying a writable parent snapshot.

ACFS-05940: The ACFS file system mounted at path *string* is not prepared for replication upgrade.

Cause: A request to undo replication upgrade preparation on an ACFS file system was rejected because the file system had not been prepared for replication upgrade.

Action: If the indicated ACFS file system was not the intended target for upgrade, reissue the command specifying the correct file system. Otherwise no further action is necessary.

ACFS-05941: The ACFS file system mounted at path *string* may not be unprepared for replication upgrade.

Cause: A request to undo replication upgrade preparation on an Oracle ACFS file system was rejected because its standby file system had already been upgraded.

Action: If the indicated Oracle ACFS file system was not the intended target for upgrade, reissue the command specifying the correct file system. Otherwise no further action is necessary.

ACFS-05942: unable to apply updates to standby mount point '*string*' due to user mismatch

Cause: An apply update operation on the indicated mount point was rejected because the replication user for the primary mount point and the indicated standby mount point did not match. This could occur if the command 'acfsutil repl update' had been used to change the replication user for one mount point and not the other.

Action: Run the 'acfsutil repl update' command for the mount point where the intended replication user is not currently configured to ensure that both mount points have the intended user configured.

ACFS-05943: The replication user '*string*' may lack needed privileges -- confirm the user's group memberships.

Cause: The 'acfsutil repl init standby' command completed correctly and registered the indicated user as specified by the -u option. However additional validation by the command determined that the indicated user was not a member of one or more groups presumed necessary for subsequent correct functioning of replication.

Action: If the intended replication user was correctly specified, ensure that that user is a member of the necessary groups, as specified in the Oracle documentation, before continuing to initiate replication. If the indicated user is not the intended replication user, then re-initialize the standby using the command 'acfsutil repl terminate standby' and then 'acfsutil repl init standby' naming the intended user.

ACFS-05944: The old and new snapshots are not properly related.

Cause: An attempt to create a snap duplicate stream failed because the specified new snapshot was not properly related to the old snapshot specified with -i. The new snapshot must either be a child of the old snapshot or be a child of the same parent as the old snapshot.

Action: Reissue the command specifying old and new snapshots with the required relationship.

ACFS-05945: Clusterware at site *string* must be upgraded to support the standby replication ACFS file system mounted at path *string*.

Cause: Following an upgrade of the Oracle Clusterware on the cluster where a primary replication ACFS file system was located, an attempt to do an automatic update of the standby failed, because the cluster where the standby replication ACFS file system was located was not running the same version of Clusterware.

Action: Upgrade the Oracle Clusterware on the cluster where the standby file system is located to ensure that the cluster is running the same version of Clusterware as the cluster where the primary file system is located.

ACFS-07016: metadata read failed at disk offset: *string* size: *number* bytes

Cause: An attempt to read metadata at the indicated disk offset failed. Refer to the accompanying message(s) for more information on the problem.

Action: Correct the problem described in the accompanying messages if possible and rerun fsck (Unix or Linux) or acfschkdsk.exe (Windows).

ACFS-07017: metadata read failed at disk offset: *string*\n bytes requested: *number* bytes returned: *number*

Cause: A metadata read at the indicated offset was incomplete. The amount of data returned did not match the amount requested. Refer to the accompanying message(s) for more information on the problem.

Action: Correct the problem described in the accompanying messages if possible and rerun fsck (Unix or Linux) or acfschkdsk.exe (Windows).

ACFS-07018: metadata write failed at disk offset: *string* size: *number* bytes

Cause: An attempt to write metadata at the indicated disk offset failed. Refer to the accompanying message(s) for more information on the problem.

Action: If the ACFS Fixer is currently running, then no further action is needed. The ACFS Fixer will resolve the problem. If the ACFS Checker is running, then run the ACFS Fixer to resolve the problem.

ACFS-07019: metadata write failed at disk offset: *string*\n bytes requested: *number* bytes written: *number* bytes

Cause: A metadata write at the indicated offset was incomplete. The amount of data written did not match the amount requested. Refer to the accompanying message(s) for more information on the problem.

Action: Correct the problem described in the accompanying messages if possible and rerun fsck (Unix or Linux) or acfschkdsk.exe (Windows).

ACFS-07021: The File_Entry_Table is corrupt and many of the files in the file system may \nnot be recoverable. It is strongly recommended that the file system be restored \nfrom a backup copy.

Cause: The ACFS Checker/Fixer found an inconsistency with the File_Entry_Table metadata. The File_Entry_Table is a critical system structure that is necessary for a functioning file system.

Action: Restore the file system from a backup copy.

ACFS-07022: I/O request for (disk offset + size): *string* exceeds primary volume size: *string*\nfor structure:\n*nstring*

Cause: An I/O request was made for data that exceeded the size of the primary volume.

Action: If the ACFS Fixer is currently running, then no further action is needed. The ACFS Fixer will resolve the problem. If the ACFS Checker is running, then run the ACFS Fixer to resolve the problem.

ACFS-07023: read failed for metadata structure at disk offset: *string* size: *number* bytes\nnstructure type: *string* \nfor structure:\n*nstring*

Cause: An attempt to read a metadata structure from disk failed. Refer to accompanying message(s) for more information on the problem.

Action: Correct the problem described in the accompanying messages if possible and rerun fsck (Unix or Linux) or acfschkdsk.exe (Windows).

ACFS-07024: File_Entry_Table entry: *string* exceeds the maximum value for this file system: *string*

Cause: An entry was referenced that exceeded the File_Entry_Table limit.

Action: If the ACFS Fixer is currently running, then no further action is needed. The ACFS Fixer will resolve the problem. If the ACFS Checker is running, then run the ACFS Fixer to resolve the problem.

ACFS-07025: File_Entry_Table entry: *string* already processed for structure:\n*nstring*

Cause: File_Entry_Table entries must be unique within a file system, but there were multiple references for this specific entry.

Action: If the ACFS Fixer is currently running, then no further action is needed. The ACFS Fixer will resolve the problem. If the ACFS Checker is running, then run the ACFS Fixer to resolve the problem.

ACFS-07026: file extent exceeds file system size: *string*\nextent: *_FileOffset: string* _Length: *string* _PhysicalDiskOffset: *string*\nfor file:\n*nstring*

Cause: The extent values of the indicated file referenced data beyond the size of the file system. There are two possible causes: 1. The extent *_Length* and/or *_PhysicalDiskOffset* property were incorrect. 2. The file system size value was incorrect.

Action: If the ACFS Fixer is currently running, then no further action is needed. The ACFS Fixer will resolve the problem. If the ACFS Checker is running, then run the ACFS Fixer to resolve the problem.

ACFS-07027: metadata structure at disk offset: *string* contains incorrect or invalid type\n found: *string*, but expected to find: *string* or *string*\nfor structure:\n*nstring*

Cause: The type property of the indicated metadata structure was not valid. The type must be a DATA extent or a HEADER extent.

Action: If the ACFS Fixer is currently running, then no further action is needed. The ACFS Fixer will resolve the problem. If the ACFS Checker is running, then run the ACFS Fixer to resolve the problem.

ACFS-07028: DATA extent structure has incorrect *_granularity* value\n found: *number*, but expected to find: *number*\nfor structure:\n*nstring*

Cause: The *_granularity* property of the indicated DATA extent structure was invalid. Its value must be -1.

Action: If the ACFS Fixer is currently running, then no further action is needed. The ACFS Fixer will resolve the problem. If the ACFS Checker is running, then run the ACFS Fixer to resolve the problem.

ACFS-07029: HEADER extent structure has incorrect *_granularity* value\n found: *number*, but expected to find: *>= 0*\nfor structure:\n*nstring*

Cause: The *_granularity* property of the indicated HEADER extent structure was invalid. Its value must be greater than or equal to zero.

Action: If the ACFS Fixer is currently running, then no further action is needed. The ACFS Fixer will resolve the problem. If the ACFS Checker is running, then run the ACFS Fixer to resolve the problem.

ACFS-07030: file has invalid *_FE_OsdSecurity* value\nfor file:\n*nstring*

Cause: The *_FE_OsdSecurity* property of the indicated file was invalid.

Action: If the ACFS Fixer is currently running, then no further action is needed. The ACFS Fixer will resolve the problem. If the ACFS Checker is running, then run the ACFS Fixer to resolve the problem.

ACFS-07031: extent structure has incorrect *_ExtentOffset* value\n found: *string*, but expected to find: *string*\nfor structure:\n*nstring*

Cause: The *_ExtentOffset* property of the indicated extent structure did not match its disk offset.

Action: If the ACFS Fixer is currently running, then no further action is needed. The ACFS Fixer will resolve the problem. If the ACFS Checker is running, then run the ACFS Fixer to resolve the problem.

ACFS-07032: extent structure has incorrect `_UpHeaderNodePtr` value\n found: *string*, but expected to find: *string*\nfor structure:\n*nstring*

Cause: The `_UpHeaderNodePtr` property of the indicated extent structure was incorrect. There are two possible causes: 1. The `_UpHeaderNodePtr` property did not match its parent. 2. The parent identifier property was incorrect.

Action: If the ACFS Fixer is currently running, then no further action is needed. The ACFS Fixer will resolve the problem. If the ACFS Checker is running, then run the ACFS Fixer to resolve the problem.

ACFS-07033: extent structure has incorrect `_granularity` value\n found: *number*, but expected to find: *number*\nfor structure:\n*nstring*

Cause: The `_granularity` property of the indicated extent structure did not match its calculated depth.

Action: If the ACFS Fixer is currently running, then no further action is needed. The ACFS Fixer will resolve the problem. If the ACFS Checker is running, then run the ACFS Fixer to resolve the problem.

ACFS-07034: extent structure has incorrect `_NextFreeExtent` value\n found: *number* maximum: *number*\nfor structure:\n*nstring*

Cause: The `_NextFreeExtent` property of the indicated extent structure was incorrect.

Action: If the ACFS Fixer is currently running, then no further action is needed. The ACFS Fixer will resolve the problem. If the ACFS Checker is running, then run the ACFS Fixer to resolve the problem.

ACFS-07035: extent[*number*] appears to be uninitialized\nfor structure:\n*nstring*

Cause: An extent of the indicated extent structure appeared to be in use, but all of its values were zero.

Action: If the ACFS Fixer is currently running, then no further action is needed. The ACFS Fixer will resolve the problem. If the ACFS Checker is running, then run the ACFS Fixer to resolve the problem.

ACFS-07036: extent[*number*] has invalid `_Length` value\n found: 0, but expected to find: > 0\nfor structure:\n*nstring*

Cause: The `_Length` property of an extent of the indicated extent structure had a value of zero. `_Length` values must be greater than zero.

Action: If the ACFS Fixer is currently running, then no further action is needed. The ACFS Fixer will resolve the problem. If the ACFS Checker is running, then run the ACFS Fixer to resolve the problem.

ACFS-07037: extent[*number*] has incorrect `_SnapIncarnationNumber` value\n found: *number* maximum: *number*\nfor structure:\n*nstring*

Cause: The `_SnapIncarnationNumber` property of the indicated extent structure exceeded the maximum value for the file system.

Action: If the ACFS Fixer is currently running, then no further action is needed. The ACFS Fixer will resolve the problem. If the ACFS Checker is running, then run the ACFS Fixer to resolve the problem.

ACFS-07038: extent[*number*] has a non-contiguous `_FileOffset` value\n found: *string*, but expected to find: *string*\nfor structure:\n*nstring*

Cause: The `_FileOffset` property of an extent of the indicated extent structure was not contiguous with the `_FileOffset` of the previous extent.

Action: If the ACFS Fixer is currently running, then no further action is needed. The ACFS Fixer will resolve the problem. If the ACFS Checker is running, then run the ACFS Fixer to resolve the problem.

ACFS-07039: extent[*number*] is not in use but it contains non-zero values:\n
_FileOffset: *string*\n_Length: *string*\n_PhysicalDiskOffset: *string*\n
_SnapIncarnationNumber: *number*\nfor structure:\n*nstring*

Cause: An extent of the indicated extent structure was not in use, but it contained non-zero values. There are two possible causes: 1. The extent values were not reset to zero when the extent was freed. 2. The `_NextFreeExtent` property of the extent structure was incorrect.

Action: If the ACFS Fixer is currently running, then no further action is needed. The ACFS Fixer will resolve the problem. If the ACFS Checker is running, then run the ACFS Fixer to resolve the problem.

ACFS-07040: calculated extent structure allocation size (sum of data sizes) does not match expected value\n
calculated: *string*, but expected to find:*string*\nfor structure:\n*nstring*

Cause: The sum of all valid extents within the indicated extent structure did not match the value of the corresponding extent in the parent extent structure.

Action: If the ACFS Fixer is currently running, then no further action is needed. The ACFS Fixer will resolve the problem. If the ACFS Checker is running, then run the ACFS Fixer to resolve the problem.

ACFS-07041: DATA extent list not found\nfor file:\n*nstring*

Cause: The list of DATA extent structures of the indicated file did not include the initial DATA extent structure. There are two possible causes: 1. The `_LastExtentPointer` property of the file was incorrect. 2. The structure identified by the `_LastExtentPointer` value was not a DATA extent structure.

Action: If the ACFS Fixer is currently running, then no further action is needed. The ACFS Fixer will resolve the problem. If the ACFS Checker is running, then run the ACFS Fixer to resolve the problem.

ACFS-07042: DATA extent node list missing entry for extent structure:\n*nstring*

Cause: The list of DATA extent structures of the indicated file was incomplete. One or more DATA extent structures was missing. There are three possible causes: 1. The `_LastExtentPointer` property of the file was incorrect. 2. The structure identified by the `_LastExtentPointer` value was not a valid DATA extent structure. 3. The `_NextDataExtent` property of one or more DATA extent structures was incorrect.

Action: If the ACFS Fixer is currently running, then no further action is needed. The ACFS Fixer will resolve the problem. If the ACFS Checker is running, then run the ACFS Fixer to resolve the problem.

ACFS-07043: metadata structure has invalid or incorrect type:\n found: *string*, but expected to find: *string*\nfor structure:\n*nstring*

Cause: The type property of the indicated metadata structure did not match the type expected for this structure.

Action: If the ACFS Fixer is currently running, then no further action is needed. The ACFS Fixer will resolve the problem. If the ACFS Checker is running, then run the ACFS Fixer to resolve the problem.

ACFS-07044: DATA extent list has more nodes than expected\n found: *number*, but expected to find: *number*\nfor file:\nstring

Cause: The list of DATA extent structures of the indicated file contained more nodes than expected. The `_NextDataExtent` property of one or more DATA extent structures was incorrect.

Action: If the ACFS Fixer is currently running, then no further action is needed. The ACFS Fixer will resolve the problem. If the ACFS Checker is running, then run the ACFS Fixer to resolve the problem.

ACFS-07045: DATA extent list has fewer nodes than expected\n found: *number*, but expected to find: *number*\nfor file:\nstring

Cause: The list of DATA extent structures of the indicated file contained fewer nodes than expected. There are two possible causes: 1. One or more of the DATA extent structures did not have a valid structure header. 2. The `_NextDataExtent` property of one or more DATA extent structures was incorrect.

Action: If the ACFS Fixer is currently running, then no further action is needed. The ACFS Fixer will resolve the problem. If the ACFS Checker is running, then run the ACFS Fixer to resolve the problem.

ACFS-07046: file has `_LastExtentPointer` that does not match calculated value\n calculated: *string*, but expected to find: *string*\nfor file:\nstring

Cause: The `_LastExtentPointer` property of the indicated file did not match the file's last DATA extent structure. There are three possible causes: 1. The `_LastExtentPointer` value was incorrect. 2. The last DATA extent structure was not found because the `_NextDataExtent` property of one or more DATA extent structures was incorrect.

Action: If the ACFS Fixer is currently running, then no further action is needed. The ACFS Fixer will resolve the problem. If the ACFS Checker is running, then run the ACFS Fixer to resolve the problem.

ACFS-07047: extent node list missing entry for extent structure:\nstring

Cause: The list of extent structures of the indicated file was incomplete. One or more extent structures was missing. There are three possible causes: 1. The `_LastExtentPointer` property of the file was incorrect. 2. One or more extent structures did not have a valid structure header. 3. The `_LastExtentPointer` property of one or more extent structures was incorrect.

Action: If the ACFS Fixer is currently running, then no further action is needed. The ACFS Fixer will resolve the problem. If the ACFS Checker is running, then run the ACFS Fixer to resolve the problem.

ACFS-07048: metadata structure has invalid `_generation_number` value\n found: *number*, but expected to find: *number*\nfor structure:\nstring

Cause: The `_generation_number` property of the indicated metadata structure was incorrect.

Action: If the ACFS Fixer is currently running, then no further action is needed. The ACFS Fixer will resolve the problem. If the ACFS Checker is running, then run the ACFS Fixer to resolve the problem.

ACFS-07049: extent list has more nodes than expected\n found: *number*, but expected to find: *number*\nfor file:\nstring

Cause: The list extent structures of the indicated file contained more nodes than expected. The `_LastExtentPointer` property of one or more extent structures was incorrect.

Action: If the ACFS Fixer is currently running, then no further action is needed. The ACFS Fixer will resolve the problem. If the ACFS Checker is running, then run the ACFS Fixer to resolve the problem.

ACFS-07050: extent list has fewer nodes than expected\n found: *number*, but expected to find: *number*\nfor file:\nstring

Cause: The list of extent structures of the indicated file contained fewer nodes than expected. There are two possible causes: 1. One or more of the extent structures did not have a valid structure header. 2. The `_LastExtentPointer` property of one or more extent structures was incorrect.

Action: If the ACFS Fixer is currently running, then no further action is needed. The ACFS Fixer will resolve the problem. If the ACFS Checker is running, then run the ACFS Fixer to resolve the problem.

ACFS-07051: file has incorrect `_LinkCount` value\n found: *number*, but expected to find: *number*\nfor file:\nstring

Cause: The `_LinkCount` property of the indicated file did not match the number of hard links found for the file. There are four possible causes: 1. The `_LinkCount` property was incorrect. 2. One or more directory entries for this file was invalid or was not found. 3. A `Directory_Entry` structure for this file had an incorrect file identifier. 4. The `_LinkCount` property of an ACFS Internal File was not equal to one.

Action: If the ACFS Fixer is currently running, then no further action is needed. The ACFS Fixer will resolve the problem. If the ACFS Checker is running, then run the ACFS Fixer to resolve the problem.

ACFS-07052: file has invalid `_ProtectionBits` value\n found: *number*, but expected to find: *number*\nfor file:\nstring

Cause: The `_ProtectionBits` property of the indicated files was incorrect.

Action: If the ACFS Fixer is currently running, then no further action is needed. The ACFS Fixer will resolve the problem. If the ACFS Checker is running, then run the ACFS Fixer to resolve the problem.

ACFS-07053: file has invalid `_ParentID` value\n found: *string*, but expected to find: *string*\nfor file:\nstring

Cause: The `_ParentID` property of the indicated file was not correct. There are two possible causes: 1. The `_ParentID` value did not match the file's parent directory. 2. The `_ParentID` value did not match any valid directory.

Action: If the ACFS Fixer is currently running, then no further action is needed. The ACFS Fixer will resolve the problem. If the ACFS Checker is running, then run the ACFS Fixer to resolve the problem.

ACFS-07054: file has invalid `_WindowsAttributes` value(s)\n found: *string*\n, but expected to find: 0\nfor file:\nstring

Cause: The `_WindowsAttributes` property of the indicated file was invalid. The `_WindowsAttributes` value must be zero since file was not created on a Windows system.

Action: If the ACFS Fixer is currently running, then no further action is needed. The ACFS Fixer will resolve the problem. If the ACFS Checker is running, then run the ACFS Fixer to resolve the problem.

ACFS-07055: extent[*number*] is not in use but it contains non-zero values:\n _FileOffset: *string*\n _Length: *string*\n _PhysicalDiskOffset: *string*\nfor file: \n*nstring*

Cause: One of the extents of the indicated file was not in use, but it contained non-zero values. There are two possible causes: 1. The extent values were not reset to zero when the extent was freed. 2. The _NextFreeExtent property of the file was incorrect.

Action: If the ACFS Fixer is currently running, then no further action is needed. The ACFS Fixer will resolve the problem. If the ACFS Checker is running, then run the ACFS Fixer to resolve the problem.

ACFS-07057: extent[*number*] has incorrect _FileOffset\n found: *string*, but expected to find: 0\nfor file:\n*nstring*

Cause: The _FileOffset property of the initial extent of the indicated file was not zero. The _FileOffset for a file's initial extent must be zero as it identifies the beginning of the file.

Action: If the ACFS Fixer is currently running, then no further action is needed. The ACFS Fixer will resolve the problem. If the ACFS Checker is running, then run the ACFS Fixer to resolve the problem.

ACFS-07058: file with local extents has invalid _LastExtentPointer value\n found: *string*, but expected to find: 0\nfor file:\n*nstring*

Cause: The _LastExtentPointer property of the indicated file was not zero which is required for files with local extents.

Action: If the ACFS Fixer is currently running, then no further action is needed. The ACFS Fixer will resolve the problem. If the ACFS Checker is running, then run the ACFS Fixer to resolve the problem.

ACFS-07060: extent[*number*] appears to be uninitialized\nfor file:\n*nstring*

Cause: An extent of the indicated file appeared to be in use, but all of its values were zero.

Action: If the ACFS Fixer is currently running, then no further action is needed. The ACFS Fixer will resolve the problem. If the ACFS Checker is running, then run the ACFS Fixer to resolve the problem.

ACFS-07061: extent[*number*] has invalid _Length value\n found: 0, but expected to find: > 0\nfor file:\n*nstring*

Cause: The _Length property of an extent of the indicated file had a value of zero. _Length values must be greater than zero.

Action: If the ACFS Fixer is currently running, then no further action is needed. The ACFS Fixer will resolve the problem. If the ACFS Checker is running, then run the ACFS Fixer to resolve the problem.

ACFS-07062: extent[*number*] has incorrect _SnapIncarnationNumber value\n found: *number* maximum: *number*\nfor file:\n*nstring*

Cause: The _SnapIncarnationNumber property of the indicated file exceeded the maximum value for the file system.

Action: If the ACFS Fixer is currently running, then no further action is needed. The ACFS Fixer will resolve the problem. If the ACFS Checker is running, then run the ACFS Fixer to resolve the problem.

ACFS-07063: extent[*number*] has a non-contiguous _FileOffset value\n found: *string*, but expected to find: *string*\nfor file:\n*nstring*

Cause: The _FileOffset property of an extent of the indicated file was not contiguous with the _FileOffset of the previous extent.

Action: If the ACFS Fixer is currently running, then no further action is needed. The ACFS Fixer will resolve the problem. If the ACFS Checker is running, then run the ACFS Fixer to resolve the problem

ACFS-07064: file _AllocationSize value not equal to sum of extents\n found: *string*, but expected to find: *string*\nfor file:\n*nstring*

Cause: The _AllocationSize property of the indicated file was not equal to the sum of the _Length properties of the file's extents. There are three possible causes: 1. The _AllocationSize value was incorrect. 2. The _Length property of one or more of the file's extents was incorrect. 3. The _NextFreeExtent property of the file was incorrect.

Action: If the ACFS Fixer is currently running, then no further action is needed. The ACFS Fixer will resolve the problem. If the ACFS Checker is running, then run the ACFS Fixer to resolve the problem.

ACFS-07065: File_Entry_Table calculated allocation size (sum of data extents) does not match its _FileSize value\n found: *string* calculated: *string*\nfor file:\n*nstring*

Cause: The _FileSize property of File_Entry_Table did not match the sum of the file's extent _Length values. There are two possible causes: 1. The _Length property of one or more extents of the File_Entry_Table was incorrect. 2. The _FileSize property of the File_Entry_Table was incorrect.

Action: If the ACFS Fixer is currently running, then no further action is needed. The ACFS Fixer will resolve the problem. If the ACFS Checker is running, then run the ACFS Fixer to resolve the problem.

ACFS-07066: extent[*number*] is not in use but it contains non-zero values:\n _FileOffset: *string*\n _Length: *string*\n _PhysicalDiskOffset: *string*\n _SnapIncarnationNumber: *number*\nfor file:\n*nstring*

Cause: One of the extents of the indicated file was not in use, but it contained non-zero values. There are two possible causes: 1. The extent values were not reset to zero when the extent was freed. 2. The _NextFreeExtent property of the file was incorrect.

Action: If the ACFS Fixer is currently running, then no further action is needed. The ACFS Fixer will resolve the problem. If the ACFS Checker is running, then run the ACFS Fixer to resolve the problem.

ACFS-07073: file has _FileEntry structure with incorrect or invalid _FileEntryType value\n found: *string*, but expected to find: *string*\nfor file:\n*nstring*

Cause: The _FileEntryType property of the indicated file did not match its expected value. There are two possible causes: 1. The _FileEntryType value was incorrect for this particular file. 2. The _FileEntryType value was not on the list of valid values.

Action: If the ACFS Fixer is currently running, then no further action is needed. The ACFS Fixer will resolve the problem. If the ACFS Checker is running, then run the ACFS Fixer to resolve the problem.

ACFS-07074: file has _FileEntry structure with incorrect file identifier\n found: *string*, but expected to find: *string*\nfor file:\n*nstring*

Cause: The file identifier property of the indicated file did not match its position within the File_Entry_Table entry.

Action: If the ACFS Fixer is currently running, then no further action is needed. The ACFS Fixer will resolve the problem. If the ACFS Checker is running, then run the ACFS Fixer to resolve the problem.

ACFS-07075: file has incorrect `_FileSize` value\n found: *string* minimum: *string* \nfor file:\n*nstring*

Cause: The `_FileSize` property of the indicated file was incorrect.

Action: If the ACFS Fixer is currently running, then no further action is needed. The ACFS Fixer will resolve the problem. If the ACFS Checker is running, then run the ACFS Fixer to resolve the problem.

ACFS-07076: file has invalid `_AllocationSize` value\n found: *string* minimum: *string* \nfor file:\n*nstring*

Cause: The `_AllocationSize` property of the indicated file was invalid. The `_AllocationSize` value for this file cannot be less than the value described in the message.

Action: If the ACFS Fixer is currently running, then no further action is needed. The ACFS Fixer will resolve the problem. If the ACFS Checker is running, then run the ACFS Fixer to resolve the problem.

ACFS-07077: Local_Bitmap has incorrect `_FileOffset` value for Extent[1]\n found: *string*, but expected to find: 0\nfor file:\n*nstring*

Cause: The `_FileOffset` property in Extent[1] of the indicated Local_Bitmap was not zero.

Action: If the ACFS Fixer is currently running, then no further action is needed. The ACFS Fixer will resolve the problem. If the ACFS Checker is running, then run the ACFS Fixer to resolve the problem.

ACFS-07078: Local_Bitmap has incorrect `_Length` value in Extent[1]\n found: *string*, but expected to find: *string* \nfor file:\n*nstring*

Cause: The `_Length` property in Extent[1] of the indicated Local_Bitmap did not match the file system's allocation unit size.

Action: If the ACFS Fixer is currently running, then no further action is needed. The ACFS Fixer will resolve the problem. If the ACFS Checker is running, then run the ACFS Fixer to resolve the problem.

ACFS-07079: Local_Bitmap has invalid `_PhysicalDiskOffset` value for Extent[1]\n found: 0, but expected to find: > 0\nfor file:\n*nstring*

Cause: The `_PhysicalDiskOffset` property in Extent[1] of the indicated Local_Bitmap was equal to zero. This `_PhysicalDiskOffset` value must be greater than zero.

Action: If the ACFS Fixer is currently running, then no further action is needed. The ACFS Fixer will resolve the problem. If the ACFS Checker is running, then run the ACFS Fixer to resolve the problem.

ACFS-07080: Local_Bitmap has incorrect `_PhysicalDiskOffset` value for Extent[1]\n found: *string* maximum: *string* \nfor file:\n*nstring*

Cause: The `_PhysicalDiskOffset` property in Extent[1] of the indicated Local_Bitmap exceeded the size of the file system.

Action: n/a

ACFS-07081: file has invalid `_granularity` value\n found: *number*, but expected to find: *number*\nfor file:\nstring

Cause: The `_granularity` property of the indicated system file was incorrect. Many system files require local extents which is indicated by a `_granularity` value of -1.

Action: If the ACFS Fixer is currently running, then no further action is needed. The ACFS Fixer will resolve the problem. If the ACFS Checker is running, then run the ACFS Fixer to resolve the problem.

ACFS-07082: Global_BitMap space requirement exceeds `_AllocationSize` value. Bitmap requires *string* bytes, allocated space: *string* bytes\nfor file:\nstring

Cause: The `_AllocationSize` property of the `Global_BitMap` was not large enough to store the `Global_BitMap` data. There are two possible causes: 1. The `_AllocationSize` value was incorrect. 2. The value used to indicate the number of bits needed to map file system storage was incorrect.

Action: If the ACFS Fixer is currently running, then no further action is needed. The ACFS Fixer will resolve the problem. If the ACFS Checker is running, then run the ACFS Fixer to resolve the problem.

ACFS-07083: Global_BitMap has invalid `_granularity` value\n found: *number*, but expected to find: *number*\nfor file:\nstring

Cause: The `_granularity` property of the indicated `Global_BitMap` was incorrect. The `Global_BitMap` file must have a `_granularity` value of -1 which indicates that the file has local extents.

Action: If the ACFS Fixer is currently running, then no further action is needed. The ACFS Fixer will resolve the problem. If the ACFS Checker is running, then run the ACFS Fixer to resolve the problem.

ACFS-07084: Snap_Map has mismatch between `_FileSize` and `_AllocationSize` values\n `_FileSize`: *string* `_AllocationSize`: *string*\nfor file:\nstring

Cause: The `_FileSize` and `_AllocationSize` properties of the indicated `Snap_Map` file did not match. The values for these properties must match for a `Snap_Map` file. One or both values was incorrect.

Action: If the ACFS Fixer is currently running, then no further action is needed. The ACFS Fixer will resolve the problem. If the ACFS Checker is running, then run the ACFS Fixer to resolve the problem.

ACFS-07085: file has `_FileSize` value that exceeds `_AllocationSize` value\n `_FileSize`: *string* `_AllocationSize`: *string*\nfor file:\nstring

Cause: The `_FileSize` property of the indicated file exceeded the amount of storage allocated to the file. The `_AllocationSize` property describes the amount of storage available for the file. One of these properties was incorrect.

Action: If the ACFS Fixer is currently running, then no further action is needed. The ACFS Fixer will resolve the problem. If the ACFS Checker is running, then run the ACFS Fixer to resolve the problem.

ACFS-07086: file has `_AllocationSize` value that is invalid for the file system\n found: *string*, but expected to find: multiple of *string*\nfor file:\nstring

Cause: The `_AllocationSize` property of the indicated file was incorrect. Its value must be a multiple of the file system allocation unit size.

Action: If the ACFS Fixer is currently running, then no further action is needed. The ACFS Fixer will resolve the problem. If the ACFS Checker is running, then run the ACFS Fixer to resolve the problem.

**ACFS-07087: file has `_AllocationSize` value but no extent information\n
`_AllocationSize: string\nfor file:\nstring`**

Cause: The `_AllocationSize` property of the indicated file was greater than 0, but there was no corresponding extent information. There are two possible causes: 1. The `_AllocationSize` should have been zero. 2. The `_NextFreeExtent` value was incorrect.

Action: If the ACFS Fixer is currently running, then no further action is needed. The ACFS Fixer will resolve the problem. If the ACFS Checker is running, then run the ACFS Fixer to resolve the problem.

ACFS-07088: Map_File has incorrect `_FileSize` value\n found: *string*, but expected to find: multiple of *number*\nfor file:\nstring

Cause: The `_FileSize` property of the indicated Map_File was incorrect. The `_FileSize` value for a Map_File must be a multiple of the META_MAP_ENTRY size.

Action: If the ACFS Fixer is currently running, then no further action is needed. The ACFS Fixer will resolve the problem. If the ACFS Checker is running, then run the ACFS Fixer to resolve the problem.

ACFS-07089: Volume_Log has invalid `_FileSize` value\n found: *string*, but expected to find: 0\nfor file:\nstring

Cause: The `_FileSize` property of the indicated Volume_Log file was not equal to zero. The `_FileSize` value for a Volume_Log must be zero.

Action: If the ACFS Fixer is currently running, then no further action is needed. The ACFS Fixer will resolve the problem. If the ACFS Checker is running, then run the ACFS Fixer to resolve the problem.

ACFS-07090: Volume_Log has invalid `_granularity` value\n found: *number*, but expected to find: *number*\nfor file:\nstring

Cause: The `_granularity` property of the indicated Volume_Log file was incorrect. Volume_Log files must have a `_granularity` value of -1 which indicates that the file has local extents.

Action: If the ACFS Fixer is currently running, then no further action is needed. The ACFS Fixer will resolve the problem. If the ACFS Checker is running, then run the ACFS Fixer to resolve the problem.

ACFS-07091: Volume_Log has incorrect `_NextFreeExtent` value\n found: *number*, but expected to find: 0 or 1\nfor file:\nstring

Cause: The `_NextFreeExtent` property of the indicated Volume_Log file was incorrect. A Volume_Log file can have at most one extent.

Action: If the ACFS Fixer is currently running, then no further action is needed. The ACFS Fixer will resolve the problem. If the ACFS Checker is running, then run the ACFS Fixer to resolve the problem.

ACFS-07092: file has invalid `_security_data_offset` value\nfor file:\nstring

Cause: The `_security_data_offset` property of the indicated file did not have a corresponding entry in any Security_Metadata file. There are three possible causes: 1. The `_security_data` value was incorrect. 2. The Security_Metadata file had incorrect data at the corresponding offset. 3. The Security_Metadata file was not found.

Action: If the ACFS Fixer is currently running, then no further action is needed. The ACFS Fixer will resolve the problem. If the ACFS Checker is running, then run the ACFS Fixer to resolve the problem.

ACFS-07094: file has invalid `_SnapMetaIncarnationNumber` value\n found: `number` maximum: `number`\nfor file:\nstring

Cause: The `_SnapIncarnationNumber` property of the indicated file exceeded the maximum `_SnapIncarnationNumber` value for the file system.

Action: If the ACFS Fixer is currently running, then no further action is needed. The ACFS Fixer will resolve the problem. If the ACFS Checker is running, then run the ACFS Fixer to resolve the problem.

ACFS-07095: CHARACTER special file has invalid `major_device_number` value\n found: `0`, but expected to find: `> 0`\nfor file:\nstring

Cause: The `major_device_number` property of the indicated CHARACTER special file was invalid. `major_device_number` values must be greater than zero.

Action: If the ACFS Fixer is currently running, then no further action is needed. The ACFS Fixer will resolve the problem. If the ACFS Checker is running, then run the ACFS Fixer to resolve the problem.

ACFS-07096: file has incorrect `_EAOffset` value\n found: `string`, but expected to find: `string`\nfor file:\nstring

Cause: The `_EAOffset` property of the indicated file was incorrect.

Action: If the ACFS Fixer is currently running, then no further action is needed. The ACFS Fixer will resolve the problem. If the ACFS Checker is running, then run the ACFS Fixer to resolve the problem.

ACFS-07097: file has invalid `_TimeofCreation` value\n found: `string`, but expected to find: `string`\nfor file:\nstring

Cause: The `_TimeofCreation` property of the indicated file was incorrect.

Action: If the ACFS Fixer is currently running, then no further action is needed. The ACFS Fixer will resolve the problem. If the ACFS Checker is running, then run the ACFS Fixer to resolve the problem.

ACFS-07098: file has invalid `_TimeLastAccessed` value\n found: `string`, but expected to find: `string`\nfor file:\nstring

Cause: The `_TimeLastAccessed` property of the indicated file was incorrect.

Action: If the ACFS Fixer is currently running, then no further action is needed. The ACFS Fixer will resolve the problem. If the ACFS Checker is running, then run the ACFS Fixer to resolve the problem.

ACFS-07099: file has invalid `_TimeLastModified` value\n found: `string`, but expected to find: `string`\nfor file:\nstring

Cause: The `_TimeLastModified` property of the indicated file was incorrect.

Action: If the ACFS Fixer is currently running, then no further action is needed. The ACFS Fixer will resolve the problem. If the ACFS Checker is running, then run the ACFS Fixer to resolve the problem.

ACFS-07100: file has invalid `_FileSize` value\n found: `string` minimum: `string`\nfor file:\nstring

Cause: The `_FileSize` property of the indicated file was invalid. The `_FileSize` value for this file cannot be less than the value described in the message.

Action: If the ACFS Fixer is currently running, then no further action is needed. The ACFS Fixer will resolve the problem. If the ACFS Checker is running, then run the ACFS Fixer to resolve the problem.

ACFS-07101: file has invalid `_TimeLastChanged` value\n found: *string*, but expected to find: *string*\nfor file:\n*nstring*

Cause: The `_TimeLastChanged` property of the indicated file was incorrect.

Action: If the ACFS Fixer is currently running, then no further action is needed. The ACFS Fixer will resolve the problem. If the ACFS Checker is running, then run the ACFS Fixer to resolve the problem.

ACFS-07102: file has invalid `_TimeofCreation` value\n found: 0\nfor file:\n*nstring*

Cause: The `_TimeofCreation` property of the indicated file was invalid. The `_TimeofCreation` value must be non-zero.

Action: If the ACFS Fixer is currently running, then no further action is needed. The ACFS Fixer will resolve the problem. If the ACFS Checker is running, then run the ACFS Fixer to resolve the problem.

ACFS-07103: file has invalid `_TimeLastAccessed` value\n found: 0\nfor file:\n*nstring*

Cause: The `_TimeLastAccessed` property of the indicated file was invalid. The `_TimeLastAccessed` value must be non-zero.

Action: If the ACFS Fixer is currently running, then no further action is needed. The ACFS Fixer will resolve the problem. If the ACFS Checker is running, then run the ACFS Fixer to resolve the problem.

ACFS-07104: file has invalid `_TimeLastModified` value\n found: 0\nfor file:\n*nstring*

Cause: The `_TimeLastModified` property of the indicated file was invalid. The `_TimeLastModified` value must be non-zero.

Action: If the ACFS Fixer is currently running, then no further action is needed. The ACFS Fixer will resolve the problem. If the ACFS Checker is running, then run the ACFS Fixer to resolve the problem.

ACFS-07105: file has invalid `_TimeLastChanged` value\n found: 0\nfor file:\n*nstring*

Cause: The `_TimeLastChanged` property of the indicated file was invalid. The `_TimeLastChanged` value must be non-zero.

Action: If the ACFS Fixer is currently running, then no further action is needed. The ACFS Fixer will resolve the problem. If the ACFS Checker is running, then run the ACFS Fixer to resolve the problem.

ACFS-07106: file has invalid `_WindowsAttributes` value(s)\n found: *string*\n valid values: *string*\nfor file:\n*nstring*

Cause: The `_WindowsAttributes` property of the indicated file was invalid. One or more of the `_WindowsAttributes` values were not within the range of valid values. Refer to the corresponding messages for a list of valid values.

Action: If the ACFS Fixer is currently running, then no further action is needed. The ACFS Fixer will resolve the problem. If the ACFS Checker is running, then run the ACFS Fixer to resolve the problem.

ACFS-07107: file has incorrect `_rep_incarnation` value\n found: *number*, but expected to find: *number*\nfor file:\n*nstring*

Cause: The `_repFE_incarnation_number` property of the indicated file was incorrect.

Action: If the ACFS Fixer is currently running, then no further action is needed. The ACFS Fixer will resolve the problem. If the ACFS Checker is running, then run the ACFS Fixer to resolve the problem.

ACFS-07108: file has incorrect `_rep_VFN` value\n found: *string*, but expected to find: *string*\nfor file:\n*nstring*

Cause: The `_rep_VFN` property of the indicated file was incorrect.

Action: If the ACFS Fixer is currently running, then no further action is needed. The ACFS Fixer will resolve the problem. If the ACFS Checker is running, then run the ACFS Fixer to resolve the problem.

ACFS-07109: file has incorrect `_rep_SCN` value\n found: *string*, but expected to find: *string*\nfor file:\n*nstring*

Cause: The `_rep_SCN` property of the indicated file was incorrect.

Action: If the ACFS Fixer is currently running, then no further action is needed. The ACFS Fixer will resolve the problem. If the ACFS Checker is running, then run the ACFS Fixer to resolve the problem.

ACFS-07110: file has incorrect `_EncrMetaOffset` value\n found: *string*, but expected to find: *string*\nfor file:\n*nstring*

Cause: The `_EncrMetaOffset` property of the indicated file was incorrect.

Action: If the ACFS Fixer is currently running, then no further action is needed. The ACFS Fixer will resolve the problem. If the ACFS Checker is running, then run the ACFS Fixer to resolve the problem.

ACFS-07111: file has incorrect `_Vault_MetaOffset` value\n found: *string*, but expected to find: *string*\nfor file:\n*nstring*

Cause: The `_Vault_MetaOffset` property of the indicated file was incorrect.

Action: If the ACFS Fixer is currently running, then no further action is needed. The ACFS Fixer will resolve the problem. If the ACFS Checker is running, then run the ACFS Fixer to resolve the problem.

ACFS-07112: file has incorrect `_EncrSecFlags` value\n found: *string*, but expected to find: *string*\nfor file:\n*nstring*

Cause: The `_EncrSecFlags` property of the indicated file was incorrect.

Action: If the ACFS Fixer is currently running, then no further action is needed. The ACFS Fixer will resolve the problem. If the ACFS Checker is running, then run the ACFS Fixer to resolve the problem.

ACFS-07113: file has incorrect `_EA_ContainerUnits` value\n found: *number*, but expected to find: *number*\nfor file:\n*nstring*

Cause: The `_EA_ContainerUnits` property of the indicated file was incorrect.

Action: If the ACFS Fixer is currently running, then no further action is needed. The ACFS Fixer will resolve the problem. If the ACFS Checker is running, then run the ACFS Fixer to resolve the problem.

ACFS-07115: Local_Bitmap has incorrect `_FileSize` value\n found: *string*, but expected to find: *0*\nfor file:\n*nstring*

Cause: The `_FileSize` property of the indicated Local_Bitmap was invalid. The `_FileSize` value for a Local_Bitmap must be zero.

Action: If the ACFS Fixer is currently running, then no further action is needed. The ACFS Fixer will resolve the problem. If the ACFS Checker is running, then run the ACFS Fixer to resolve the problem.

ACFS-07116: BLOCK special file has invalid major_device_number value\n found: 0, but expected to find: > 0\nfor file:\nstring

Cause: The major_device_number property of the indicated BLOCK special file was invalid. major_device_number values must be greater than zero.

Action: If the ACFS Fixer is currently running, then no further action is needed. The ACFS Fixer will resolve the problem. If the ACFS Checker is running, then run the ACFS Fixer to resolve the problem.

ACFS-07117: Directory_Entry structure has invalid file identifier value:\n found: string maximum: string\nfor structure:\nstring

Cause: The file identifier property of the indicated Directory_Entry structure exceeded the maximum file identifier for the file system.

Action: If the ACFS Fixer is currently running, then no further action is needed. The ACFS Fixer will resolve the problem. If the ACFS Checker is running, then run the ACFS Fixer to resolve the problem.

ACFS-07118: System metadata file is corrupt and cannot be repaired\nfor file:\nstring

Cause: The ACFS Checker/Fixer found an inconsistency with the indicated system metadata file. This metadata file cannot be repaired due to the nature of the corruption.

Action: Restore the file system from a backup copy.

ACFS-07119: _Locator structure has incorrect _global_dir_blk value\n found: string, but expected to find: string\nfor structure:\nstring

Cause: The _global_dir_blk property of the indicated structure was incorrect.

Action: If the ACFS Fixer is currently running, then no further action is needed. The ACFS Fixer will resolve the problem. If the ACFS Checker is running, then run the ACFS Fixer to resolve the problem.

ACFS-07120: _Locator structure has invalid node identifier for entry number in _node_number array\n found: number maximum: number\nfor structure:\nstring

Cause: A node identifier in the _node_number array of the indicated structure that exceeded the maximum value for the file system.

Action: If the ACFS Fixer is currently running, then no further action is needed. The ACFS Fixer will resolve the problem. If the ACFS Checker is running, then run the ACFS Fixer to resolve the problem.

ACFS-07121: _Locator structure has invalid file identifier for entry number in _local_dir_blk array\n found: string maximum: string\nfor structure:\nstring

Cause: A file identifier for a Local_Metadata_Directory in the _local_dir_blk array of the indicated _Locator structure exceeded the maximum file identifier for the file system.

Action: If the ACFS Fixer is currently running, then no further action is needed. The ACFS Fixer will resolve the problem. If the ACFS Checker is running, then run the ACFS Fixer to resolve the problem.

ACFS-07122: _Locator structure has incorrect _local_dir_blk_disk_offset for entry number in _local_dir_blk_disk_offset array\n found: string, but expected to find: string\nfor structure:\nstring

Cause: The disk offset for a Local_Metadata_Directory in the _local_dir_blk_disk_offset array of the indicated _Locator structure was incorrect.

There are two possible causes: 1. The `_local_dir_blk_disk_offset` value was incorrect. 2. The structure at the `_local_dir_blk_disk_offset` was not a `Local_Metadata_Directory` structure.

Action: If the ACFS Fixer is currently running, then no further action is needed. The ACFS Fixer will resolve the problem. If the ACFS Checker is running, then run the ACFS Fixer to resolve the problem.

ACFS-07123: `_Locator` structure has duplicate entries for node *number*\nfor structure:\nstring

Cause: There was more than one entry for the same node within the `_Locator` structure(s). Node identifiers must be unique.

Action: If the ACFS Fixer is currently running, then no further action is needed. The ACFS Fixer will resolve the problem. If the ACFS Checker is running, then run the ACFS Fixer to resolve the problem.

ACFS-07124: `_Locator` structure has duplicate entries for `Local_Metadata_Directory`: *string*\nfor structure:\nstring

Cause: There was more than one entry for the same `Local_Metadata_Directory` within the `_Locator` structure(s). `Local_Metadata_Directory` file identifiers must be unique.

Action: If the ACFS Fixer is currently running, then no further action is needed. The ACFS Fixer will resolve the problem. If the ACFS Checker is running, then run the ACFS Fixer to resolve the problem.

ACFS-07125: `_Locator` structure has incorrect `_node_count` value\n found: *number*, but expected to find: *number*\nfor structure:\nstring

Cause: The `_node_count` property of the indicated `_Locator` structure did not match the number of valid nodes found.

Action: If the ACFS Fixer is currently running, then no further action is needed. The ACFS Fixer will resolve the problem. If the ACFS Checker is running, then run the ACFS Fixer to resolve the problem.

ACFS-07126: `_Locator` structure has incorrect `_next_locator_blk_disk_offset` value\n found: *string*\nfor structure:\nstring

Cause: The `_next_locator_blk_disk_offset` property of the indicated `_Locator` structure was incorrect. There are two possible causes: 1. The `_next_locator_blk_disk_offset` was incorrect. 2. The structure at the `_next_locator_blk_disk_offset` was not a `_Locator` structure.

Action: If the ACFS Fixer is currently running, then no further action is needed. The ACFS Fixer will resolve the problem. If the ACFS Checker is running, then run the ACFS Fixer to resolve the problem.

ACFS-07127: `Global_Virtual_FileID_Pool` structure has incorrect `_repFreeVFNGroup` value\n found: *string*, but expected to find: *string*\nfor structure:\nstring

Cause: The `_repFreeVFNGroup` property of the indicated `Global_Virtual_FileID_Pool` structure was incorrect.

Action: If the ACFS Fixer is currently running, then no further action is needed. The ACFS Fixer will resolve the problem. If the ACFS Checker is running, then run the ACFS Fixer to resolve the problem.

ACFS-07128: Global_Virtual_FileID_Pool structure has incorrect _repFreeVFNIncarnNum value\n found: *string*, but expected to find: *string*\nfor structure:\n*nstring*

Cause: The _repFreeVFNIncarnNum property of the indicated Global_Virtual_FileID_Pool structure was incorrect.

Action: If the ACFS Fixer is currently running, then no further action is needed. The ACFS Fixer will resolve the problem. If the ACFS Checker is running, then run the ACFS Fixer to resolve the problem.

ACFS-07129: Replication_Log_Initiator structure has incorrect _initiator_node_id value\n found: *number*, but expected to find: *number*\nfor structure:\n*nstring*

Cause: The _initiator_node_id property of the indicated Replication_Log_Initiator structure was incorrect.

Action: If the ACFS Fixer is currently running, then no further action is needed. The ACFS Fixer will resolve the problem. If the ACFS Checker is running, then run the ACFS Fixer to resolve the problem.

ACFS-07130: Replication_Log_Initiator structure has incorrect _new_rlog_recovered value\n found: *number*, but expected to find: *number*\nfor structure:\n*nstring*

Cause: The _it_rep_logs_processed property of the indicated Replication_Log_Initiator structure was incorrect.

Action: If the ACFS Fixer is currently running, then no further action is needed. The ACFS Fixer will resolve the problem. If the ACFS Checker is running, then run the ACFS Fixer to resolve the problem.

ACFS-07131: Replication_Log_Initiator structure has incorrect _next_cord_id value\n found: *string*, but expected to find: *string*\nfor structure:\n*nstring*

Cause: The _next_cord_id property of the indicated Replication_Log_Initiator structure was incorrect.

Action: If the ACFS Fixer is currently running, then no further action is needed. The ACFS Fixer will resolve the problem. If the ACFS Checker is running, then run the ACFS Fixer to resolve the problem.

ACFS-07132: Replication_Log_Initiator structure has incorrect _next_segment_id value\n found: *string*, but expected to find: *string*\nfor structure:\n*nstring*

Cause: The _next_segment_id property of the indicated Replication_Log_Initiator structure was incorrect.

Action: If the ACFS Fixer is currently running, then no further action is needed. The ACFS Fixer will resolve the problem. If the ACFS Checker is running, then run the ACFS Fixer to resolve the problem.

ACFS-07133: Local_Bitmap has incorrect _AllocationSize value\n found: *string*, but expected to find: *string*\nfor file:\n*nstring*

Cause: The _AllocationSize property of the indicated Local_Bitmap did not match the _Length value of its first extent.

Action: If the ACFS Fixer is currently running, then no further action is needed. The ACFS Fixer will resolve the problem. If the ACFS Checker is running, then run the ACFS Fixer to resolve the problem.

ACFS-07134: invalid global_dir_fileid value\n found: *string*, but expected to find: *string*

Cause: The ACFS Checker/Fixer found an inconsistency within the file system.

Action: If the ACFS Fixer is currently running, then no further action is needed. The ACFS Fixer will resolve the problem. If the ACFS Checker is running, then run the ACFS Fixer to resolve the problem.

ACFS-07135: Global_Metadata_Directory structure has incorrect _node_number value\n found: *number*, but expected to find: *number*\nfor structure:\n*nstring*

Cause: The _node_number property of the indicated Global_Metadata_Directory structure was incorrect.

Action: If the ACFS Fixer is currently running, then no further action is needed. The ACFS Fixer will resolve the problem. If the ACFS Checker is running, then run the ACFS Fixer to resolve the problem.

ACFS-07136: Global_Metadata_Directory structure has incorrect _global_free_blk_list value\n found: *string*, but expected to find: *string*\nfor structure:\n*nstring*

Cause: The _global_free_blk_list property of the indicated Global_Metadata_Directory structure was incorrect.

Action: If the ACFS Fixer is currently running, then no further action is needed. The ACFS Fixer will resolve the problem. If the ACFS Checker is running, then run the ACFS Fixer to resolve the problem.

ACFS-07137: Global_Metadata_Directory structure has incorrect _global_bitmap_fileid value\n found: *string*, but expected to find: *string*\nfor structure:\n*nstring*

Cause: The _global_bitmap_fileid property of the indicated Global_Metadata_Directory structure was incorrect.

Action: If the ACFS Fixer is currently running, then no further action is needed. The ACFS Fixer will resolve the problem. If the ACFS Checker is running, then run the ACFS Fixer to resolve the problem.

ACFS-07138: Global_Metadata_Directory structure has incorrect _SuperBlock_fileid value\n found: *string*, but expected to find: *string*\nfor structure:\n*nstring*

Cause: The _SuperBlock_fileid property of the indicated Global_Metadata_Directory structure was incorrect.

Action: If the ACFS Fixer is currently running, then no further action is needed. The ACFS Fixer will resolve the problem. If the ACFS Checker is running, then run the ACFS Fixer to resolve the problem.

ACFS-07139: Global_Metadata_Directory structure has incorrect _gdrfl_fileid value\n found: *string*, but expected to find: *string*\nfor structure:\n*nstring*

Cause: The _gdrfl_fileid property of the indicated Global_Metadata_Directory structure was incorrect.

Action: If the ACFS Fixer is currently running, then no further action is needed. The ACFS Fixer will resolve the problem. If the ACFS Checker is running, then run the ACFS Fixer to resolve the problem.

ACFS-07140: Global_Metadata_Directory structure has incorrect _dotofs_dir_fileid value\n found: *string*, but expected to find: *string*\nfor structure:\nstring
Cause: The _dotofs_dir_fileid property of the indicated Global_Metadata_Directory structure was incorrect.

Action: If the ACFS Fixer is currently running, then no further action is needed. The ACFS Fixer will resolve the problem. If the ACFS Checker is running, then run the ACFS Fixer to resolve the problem.

ACFS-07141: Global_Metadata_Directory structure has incorrect _ready_dir_fileid value\n found: *string*, but expected to find: *string*\nfor structure:\nstring
Cause: The _ready_dir_fileid property of the indicated Global_Metadata_Directory structure was incorrect.

Action: If the ACFS Fixer is currently running, then no further action is needed. The ACFS Fixer will resolve the problem. If the ACFS Checker is running, then run the ACFS Fixer to resolve the problem.

ACFS-07142: Global_Metadata_Directory structure has incorrect _repl_config_fileid value\n found: *string*, but expected to find: *string*\nfor structure:\nstring

Cause: The _repl_config_fileid property of the indicated Global_Metadata_Directory structure was incorrect.

Action: If the ACFS Fixer is currently running, then no further action is needed. The ACFS Fixer will resolve the problem. If the ACFS Checker is running, then run the ACFS Fixer to resolve the problem.

ACFS-07143: Global_Metadata_Directory structure has incorrect _mmap_log_fileid value\n found: *string*, but expected to find: *string*\nfor structure:\nstring
Cause: The _mmap_log_fileid property of the indicated Global_Metadata_Directory structure was incorrect.

Action: If the ACFS Fixer is currently running, then no further action is needed. The ACFS Fixer will resolve the problem. If the ACFS Checker is running, then run the ACFS Fixer to resolve the problem.

ACFS-07144: Global_Metadata_Directory structure has incorrect _repGlobalVFNPool_fileid value\n found: *string*, but expected to find: *string*\nfor structure:\nstring

Cause: The _repGlobalVFNPool_fileid property of the indicated Global_Metadata_Directory structure was incorrect.

Action: If the ACFS Fixer is currently running, then no further action is needed. The ACFS Fixer will resolve the problem. If the ACFS Checker is running, then run the ACFS Fixer to resolve the problem.

ACFS-07145: Global_Metadata_Directory structure has incorrect _repl_config_tbl_fileid value\n found: *string*, but expected to find: *string*\nfor structure:\nstring

Cause: The _repl_config_tbl_fileid property of the indicated Global_Metadata_Directory structure was incorrect.

Action: If the ACFS Fixer is currently running, then no further action is needed. The ACFS Fixer will resolve the problem. If the ACFS Checker is running, then run the ACFS Fixer to resolve the problem.

ACFS-07146: Global_Metadata_Directory structure has incorrect _repLogCutInitiatorBlock_fileid value\n found: *string*, but expected to find: *string*\nfor structure:\n*nstring*

Cause: The _repLogCutInitiatorBlock_fileid property of the indicated Global_Metadata_Directory structure was incorrect.

Action: If the ACFS Fixer is currently running, then no further action is needed. The ACFS Fixer will resolve the problem. If the ACFS Checker is running, then run the ACFS Fixer to resolve the problem.

ACFS-07147: Global_Metadata_Directory structure has incorrect _repLogCutInitiatorBlock_offset value\n found: *string*, but expected to find: *string*\nfor structure:\n*nstring*

Cause: The _repLogCutInitiatorBlock_offset property of the indicated Global_Metadata_Directory structure was incorrect.

Action: If the ACFS Fixer is currently running, then no further action is needed. The ACFS Fixer will resolve the problem. If the ACFS Checker is running, then run the ACFS Fixer to resolve the problem.

ACFS-07148: Global_Metadata_Directory structure has incorrect _snap_map_fileid value\n found: *string*, but expected to find: *string*\nfor structure:\n*nstring*

Cause: The _snap_map_fileid property of the indicated Global_Metadata_Directory structure was incorrect.

Action: If the ACFS Fixer is currently running, then no further action is needed. The ACFS Fixer will resolve the problem. If the ACFS Checker is running, then run the ACFS Fixer to resolve the problem.

ACFS-07149: Global_Metadata_Directory structure has incorrect _snaps_dir_fileid value\n found: *string*, but expected to find: *string*\nfor structure:\n*nstring*

Cause: The _snaps_dir_fileid property of the indicated Global_Metadata_Directory structure was incorrect.

Action: If the ACFS Fixer is currently running, then no further action is needed. The ACFS Fixer will resolve the problem. If the ACFS Checker is running, then run the ACFS Fixer to resolve the problem.

ACFS-07150: Global_Metadata_Directory structure has incorrect _global_tagdir_fileid value\n found: *string*, but expected to find: *string*\nfor structure:\n*nstring*

Cause: The _global_tagdir_fileid property of the indicated Global_Metadata_Directory structure was incorrect.

Action: If the ACFS Fixer is currently running, then no further action is needed. The ACFS Fixer will resolve the problem. If the ACFS Checker is running, then run the ACFS Fixer to resolve the problem.

ACFS-07151: Global_Metadata_Directory structure has incorrect _ea_change_fileid\n found: *string*, but expected to find: *string*\nfor structure:\n*nstring*

Cause: The _ea_change_fileid property of the indicated Global_Metadata_Directory structure was incorrect.

Action: If the ACFS Fixer is currently running, then no further action is needed. The ACFS Fixer will resolve the problem. If the ACFS Checker is running, then run the ACFS Fixer to resolve the problem.

ACFS-07152: orphan directory '*string*' (file identifier: *string*) \nadded to 'lost+found' directory

Cause: The indicated directory did not have a valid entry in any parent directory. The ACFS Fixer move the file to the 'lost+found' directory.

Action: No further action is needed.

ACFS-07154: An attempt to create a low-fragmentation memory heap failed. \n*nstring* will attempt to continue with the standard memory heap but may run out of memory.

Cause: A call to the Windows HeapCreate function failed. Refer to the accompanying message(s) for more information on the error.

Action: No further action is required unless there is an error using the standard memory heap. If there is an error using the standard memory heap then refer to the accompanying message(s) for information to resolve the problem.

ACFS-07155: An attempt to initialize a low-fragmentation memory heap failed. \n*nstring* will attempt to continue with the standard memory heap but may run out of memory.

Cause: A call to the Windows HeapSetInformation function failed. Refer to the accompanying message(s) for more information on the error.

Action: The program will automatically attempt to continue with the standard memory heap but could run out of memory. No further action is required unless there is an error using the standard memory heap. To use low-fragmentation heaps, refer to Microsoft documentation on GlobalFlags values for executables that are not compatible with low-fragmentation heaps. Then use the regedit utility to unset those flags on the executable.

ACFS-07156: Local_Metadata_Directory structure has incorrect _map_file_disk_offset value\n found: *string*, but expected to find: *string*\nfor structure:\n*nstring*

Cause: The _map_file_disk_offset property of the indicated Local_Metadata_Directory structure was incorrect.

Action: If the ACFS Fixer is currently running, then no further action is needed. The ACFS Fixer will resolve the problem. If the ACFS Checker is running, then run the ACFS Fixer to resolve the problem.

ACFS-07157: Local_Metadata_Directory structure has incorrect _vol_log_disk_offset value\n found: *string*, but expected to find: *string*\nfor structure:\n*nstring*

Cause: The _vol_log_disk_offset property of the indicated Local_Metadata_Directory structure was incorrect.

Action: If the ACFS Fixer is currently running, then no further action is needed. The ACFS Fixer will resolve the problem. If the ACFS Checker is running, then run the ACFS Fixer to resolve the problem.

ACFS-07158: unable to create Security_Metadata file offset list\nfor file:\n*nstring*

Cause: The ACFS Checker could not create the Security_Metadata file offset list. Refer to the accompanying message(s) for more information on the problem.

Action: If the ACFS Fixer is currently running, then no further action is needed. The ACFS Fixer will resolve the problem. If the ACFS Checker is running, then run the ACFS Fixer to resolve the problem.

ACFS-07159: Local_Metadata_Directory structure has incorrect _smf_fileid value \n found: *string*, but expected to find: *string*\nfor structure:\nstring

Cause: The _smf_fileid property of the indicated Local_Metadata_Directory structure was incorrect.

Action: If the ACFS Fixer is currently running, then no further action is needed. The ACFS Fixer will resolve the problem. If the ACFS Checker is running, then run the ACFS Fixer to resolve the problem.

ACFS-07160: Local_Metadata_Directory structure has incorrect _it_rlog_fileid value \n found: *string*, but expected to find: *string*\nfor structure:\nstring

Cause: The _it_rlog_fileid property of the indicated Local_Metadata_Directory structure was incorrect.

Action: If the ACFS Fixer is currently running, then no further action is needed. The ACFS Fixer will resolve the problem. If the ACFS Checker is running, then run the ACFS Fixer to resolve the problem.

ACFS-07161: Local_Metadata_Directory structure has incorrect _rlog_fileid value \n found: *string*, but expected to find: *string*\nfor structure:\nstring

Cause: The _rlog_fileid property of the indicated Local_Metadata_Directory structure was incorrect.

Action: If the ACFS Fixer is currently running, then no further action is needed. The ACFS Fixer will resolve the problem. If the ACFS Checker is running, then run the ACFS Fixer to resolve the problem.

ACFS-07162: Local_Metadata_Directory structure has incorrect _it_rmap_file_fileid value \n found: *string*, but expected to find: *string*\nfor structure:\nstring

Cause: The _it_rmap_file_fileid property of the indicated Local_Metadata_Directory structure was incorrect.

Action: If the ACFS Fixer is currently running, then no further action is needed. The ACFS Fixer will resolve the problem. If the ACFS Checker is running, then run the ACFS Fixer to resolve the problem.

ACFS-07163: Local_Metadata_Directory structure has incorrect _rmap_file_fileid value \n found: *string*, but expected to find: *string*\nfor structure:\nstring

Cause: The _rmap_file_fileid property of the indicated Local_Metadata_Directory structure was incorrect.

Action: If the ACFS Fixer is currently running, then no further action is needed. The ACFS Fixer will resolve the problem. If the ACFS Checker is running, then run the ACFS Fixer to resolve the problem.

ACFS-07164: Local_Metadata_Directory structure has incorrect _repLocalVFNPoool_fileid value \n found: *string*, but expected to find: *string*\nfor structure:\nstring

Cause: The _repLocalVFNPoool_fileid property of the indicated Local_Metadata_Directory structure was incorrect.

Action: If the ACFS Fixer is currently running, then no further action is needed. The ACFS Fixer will resolve the problem. If the ACFS Checker is running, then run the ACFS Fixer to resolve the problem.

ACFS-07165: invalid file identifier: *string*

Cause: The file identifier entered must be a valid numeric value, greater than or equal to 0, and less than the maximum file identifier value for the file system.

Action: Re-enter a valid file identifier value.

ACFS-07167: Functionality may be limited due to problems accessing the accelerator volume: *string*.

Cause: An attempt to open the accelerator volume failed. Refer to the accompanying messages for more information on the problem.

Action: Correct the problems described in the accompanying messages if possible and rerun the command.

ACFS-07168: Global_BitMap has incorrect value for bitmap size\n found: *string*, but expected to find: *string*\nfor file:\n*nstring*

Cause: The bitmap size property of the indicated Global_BitMap file was incorrect. Its value did not the bitmap size that was calculated for the file system.

Action: If the ACFS Fixer is currently running, then no further action is needed. The ACFS Fixer will resolve the problem. If the ACFS Checker is running, then run the ACFS Fixer to resolve the problem.

ACFS-07169: Global_BitMap has incorrect _AllocationSize value\n found: *string*, but expected to find: *string*\nfor file:\n*nstring*

Cause: The _AllocationSize property of the indicated Global_BitMap file was incorrect. The _AllocationSize value was not large enough to store the Global_BitMap data as determined by the ACFS Checker.

Action: If the ACFS Fixer is currently running, then no further action is needed. The ACFS Fixer will resolve the problem. If the ACFS Checker is running, then run the ACFS Fixer to resolve the problem.

ACFS-07170: Global_BitMap has incorrect values for Extent[0]\n found: _FileOffset: *string* _Length: *string* _PhysicalDiskOffset: *string*\n, but expected to find: _FileOffset: *string* _Length: *string* _PhysicalDiskOffset: *string*\nfor file: \n*nstring*

Cause: The _PhysicalDiskOffset property of the first extent of the indicated Global_BitMap file was incorrect. The Global_BitMap data must begin at the disk offset described in the message.

Action: If the ACFS Fixer is currently running, then no further action is needed. The ACFS Fixer will resolve the problem. If the ACFS Checker is running, then run the ACFS Fixer to resolve the problem.

ACFS-07171: attempt to read SuperBlock FileEntry failed\nfor file:\n*nstring*

Cause: An attempt to read SuperBlock metadata failed. Refer to the accompanying message(s) for more information on the problem.

Action: Correct the problem described in the accompanying messages if possible and rerun fsck (Unix or Linux) or acfschkdisk.exe (Windows).

ACFS-07172: file has incorrect values for Extent[*number*] \n found: _FileOffset: *string* _Length: *string* _PhysicalDiskOffset: *string* \n, but expected to find: _FileOffset: *string* _Length: *string* _PhysicalDiskOffset: *string* \nfor file:\n*nstring*

Cause: One or more values of an extent of the indicated file was incorrect.

Action: If the ACFS Fixer is currently running, then no further action is needed. The ACFS Fixer will resolve the problem. If the ACFS Checker is running, then run the ACFS Fixer to resolve the problem.

ACFS-07175: file has incorrect values for Extent[*number*]\n found: _FileOffset: *string* _Length: *string* \n, but expected to find: _FileOffset: *string* _Length: *string* \nfor file: \n*nstring*

Cause: One or more values of an extent of the indicated file was incorrect.

Action: If the ACFS Fixer is currently running, then no further action is needed. The ACFS Fixer will resolve the problem. If the ACFS Checker is running, then run the ACFS Fixer to resolve the problem.

ACFS-07176: file has invalid _AllocationSize value\n found: *string*, but expected to find: *string*\nfor file:\n*nstring*

Cause: The _AllocationSize property of the indicated file was incorrect.

Action: If the ACFS Fixer is currently running, then no further action is needed. The ACFS Fixer will resolve the problem. If the ACFS Checker is running, then run the ACFS Fixer to resolve the problem.

ACFS-07177: file has incorrect _FileSize value\n found: *string*, but expected to find: *string*\nfor file:\n*nstring*

Cause: The _FileSize property of the indicated file was incorrect.

Action: If the ACFS Fixer is currently running, then no further action is needed. The ACFS Fixer will resolve the problem. If the ACFS Checker is running, then run the ACFS Fixer to resolve the problem.

ACFS-07178: file has incorrect _granularity value\n found: *number*, but expected to find: *number*\nfor file:\n*nstring*

Cause: The _granularity property of the indicated file was incorrect. Some ACFS internal files must have a _granularity value equal to -1 which indicates that the file has local extents.

Action: If the ACFS Fixer is currently running, then no further action is needed. The ACFS Fixer will resolve the problem. If the ACFS Checker is running, then run the ACFS Fixer to resolve the problem.

ACFS-07179: file has incorrect _NextFreeExtent value\n found: *number*, but expected to find: *number*\nfor file:\n*nstring*

Cause: The _NextFreeExtent property of the indicated file was incorrect.

Action: If the ACFS Fixer is currently running, then no further action is needed. The ACFS Fixer will resolve the problem. If the ACFS Checker is running, then run the ACFS Fixer to resolve the problem.

ACFS-07180: There is an inconsistency between the ACFS Map_File and the ACFS Log_File.

Cause: An inconsistency was found between the ACFS Map and Log Files which prevented the processing of transaction data.

Action: If the ACFS Fixer is currently running, then no further action is needed. The ACFS Fixer will resolve the problem. If the ACFS Checker is running, then run the ACFS Fixer to resolve the problem.

ACFS-07184: Log_File not processed for node *number*\nfor file:\n*nstring*

Cause: A Log_File was found but not processed. Unprocessed Log_Files could result in false errors being reported because transaction data was not applied to the file system.

Action: There are two actions possible: 1. Run the ACFS Fixer which will automatically process all valid Log_Files. 2. Run the ACFS Checker and respond yes to any question pertaining to Log_File processing.

ACFS-07185: The ACFS Map _FileSize: *number* indicates that there is transaction data \nto be processed, but the ACFS Log _AllocationSize: *number* indicates that \nthere is no data available. \nACFS Map_File: \nstring \nACFS Log_File: \nfor file: \nstring

Cause: An inconsistency was found between the ACFS Map and Log Files which prevented the processing of transaction data.

Action: If the ACFS Fixer is currently running, then no further action is needed. The ACFS Fixer will resolve the problem. If the ACFS Checker is running, then run the ACFS Fixer to resolve the problem.

ACFS-07188: Map_File has entry with incorrect _Length value\n found: *number* \nfor file: \nstring

Cause: There are two possible causes: 1. The Map_File entry's _Length was equal to zero. 2. The Map_File entry's _Length was not a multiple of the volume's sector size as detailed in the message.

Action: If the ACFS Fixer is currently running, then no further action is needed. The ACFS Fixer will resolve the problem. If the ACFS Checker is running, then run the ACFS Fixer to resolve the problem.

ACFS-07189: Map_File has entry with incorrect _ActualDiskOffset value\n found: *string* minimum: *string*\nfor file: \nstring

Cause: The _ActualDiskOffset property for an entry in the indicated Map_File was incorrect. The _ActualDiskOffset value in a Map_File entry must be greater than the previous entry's _ActualDiskOffset.

Action: If the ACFS Fixer is currently running, then no further action is needed. The ACFS Fixer will resolve the problem. If the ACFS Checker is running, then run the ACFS Fixer to resolve the problem.

ACFS-07190: Map_File has an entry with invalid _LogDiskOffset value\n found: *string* minimum: *string* maximum: *string*\nfor file: \nstring

Cause: The _LogDiskOffset property for an entry in the indicated Map_File was incorrect. The _LogDiskOffset value in a Map_File entry must be within the corresponding Log_File data.

Action: If the ACFS Fixer is currently running, then no further action is needed. The ACFS Fixer will resolve the problem. If the ACFS Checker is running, then run the ACFS Fixer to resolve the problem.

ACFS-07191: Map_File has duplicate entries for _ActualDiskOffset:*string*\nfor file: \nstring

Cause: The indicated Map_File contained more than one entry for the same disk offset. _ActualDiskOffset values must be unique within a Map File.

Action: If the ACFS Fixer is currently running, then no further action is needed. The ACFS Fixer will resolve the problem. If the ACFS Checker is running, then run the ACFS Fixer to resolve the problem.

ACFS-07192: Map_File has incorrect Map_Entry _Length for the Volume_Disk_Header\n found: *number*, but expected to find: *number*\nfor file: \nstring

Cause: The `_Length` property for an entry in the indicated `Map_File` was incorrect. The entry was for a `Volume_Disk_Header` structure, but its `_Length` value did not match the size of a `Volume_Disk_Header` structure.

Action: If the ACFS Fixer is currently running, then no further action is needed. The ACFS Fixer will resolve the problem. If the ACFS Checker is running, then run the ACFS Fixer to resolve the problem.

ACFS-07193: Map_File entry with an invalid _ActualDiskOffset value\n found: *string* maximum: *string*\nfor file:\nstring

Cause: The `_ActualDiskOffset` property for an entry in the indicated `Map_File` was incorrect. The `_ActualDiskOffset` value that exceeded the size of this file system.

Action: If the ACFS Fixer is currently running, then no further action is needed. The ACFS Fixer will resolve the problem. If the ACFS Checker is running, then run the ACFS Fixer to resolve the problem.

ACFS-07195: metadata write failed while processing Volume_Log transaction data at disk offset: *string*\nfor file:\nstring

Cause: An error occurred while writing `Volume_Log` transaction data to the file system. Refer to the accompanying message(s) for more information.

Action: If the ACFS Fixer is currently running, then no further action is needed. The ACFS Fixer will resolve the problem. If the ACFS Checker is running, then run the ACFS Fixer to resolve the problem.

ACFS-07196: write failed for Map_File metadata structure at disk offset: *string* size: *number* bytes\nstructure type: *string* \nfor file:\nstring

Cause: An attempt to write a metadata structure to disk failed. Refer to accompanying message(s) for more information on the problem.

Action: If the ACFS Fixer is currently running, then no further action is needed. The ACFS Fixer will resolve the problem. If the ACFS Checker is running, then run the ACFS Fixer to resolve the problem.

ACFS-07197: discarding Volume_Log and Map_File contents on node *number* due to processing error

Cause: An error occurred while processing file system transaction data. Refer to the accompanying message(s) for more information on the problem.

Action: If the ACFS Fixer is currently running, then no further action is needed. The ACFS Fixer will resolve the problem. If the ACFS Checker is running, then run the ACFS Fixer to resolve the problem.

ACFS-07199: write failed for Volume_Log metadata structure at disk offset: *string* size: *number* bytes\nstructure type: *string* \nfor file:\nstring

Cause: An attempt to update a metadata structure of the indicated `Volume_Log` file failed. Refer to accompanying message(s) for more information on the problem.

Action: If the ACFS Fixer is currently running, then no further action is needed. The ACFS Fixer will resolve the problem. If the ACFS Checker is running, then run the ACFS Fixer to resolve the problem.

**ACFS-07200: duplicate _SnapFetaFenum: *string* found for the following snapshots:
\n**

Cause: The _SnapFetaFenum property of the indicated snapshots had the same value. _SnapFetaFenum values must be unique.

Action: If the message was generated by the ACFS Fixer, then no further action is needed. The ACFS Fixer will resolve the problem. If the message was generated by the ACFS Checker, then run the ACFS Fixer to resolve the problem. Frequent metadata inconsistencies may point to internal errors. In this case, contact Oracle Support Services.

ACFS-07201: Global_Free_Block list is corrupt

Cause: A metadata inconsistency was found within the Global_Free_Block list for the file system.

Action: If the ACFS Fixer is currently running, then no further action is needed. The ACFS Fixer will resolve the problem. If the ACFS Checker is running, then run the ACFS Fixer to resolve the problem.

ACFS-07202: Free_Block_List has incorrect _free_blk_count value\n found: *number*, but expected to find: *number*\nfor structure:\nstring

Cause: The _free_blk_count property of the indicated Free_Block_List was incorrect.

Action: If the ACFS Fixer is currently running, then no further action is needed. The ACFS Fixer will resolve the problem. If the ACFS Checker is running, then run the ACFS Fixer to resolve the problem.

ACFS-07203: results for Snap_Map data may be limited or incorrect due to inconsistencies with Snap_Map metadata

Cause: The acfsdbg utility has identified the metadata inconsistency reported in the accompanying message.

Action: Run the ACFS Fixer to resolve the problem. Frequent metadata inconsistencies may point to internal errors. In this case, contact Oracle Support Services.

ACFS-07204: write failed for Global_Bitmap metadata structure at disk offset: *string* size: *number* bytes\nstructure type: *string* \nfor file:\nstring

Cause: An attempt to update a metadata structure of the indicated Global_Bitmap file failed. Refer to accompanying message(s) for more information on the problem.

Action: If the ACFS Fixer is currently running, then no further action is needed. The ACFS Fixer will resolve the problem. If the ACFS Checker is running, then run the ACFS Fixer to resolve the problem.

ACFS-07205: functionality may be limited due to File_Entry_Table metadata inconsistency

Cause: The acfsdbg utility has identified the metadata inconsistency reported in the accompanying message.

Action: Run the ACFS Fixer to resolve the problem. Frequent metadata inconsistencies may point to internal errors. In this case, contact Oracle Support Services.

ACFS-07206: read failed for Local_Bitmap metadata structure at disk offset: *string* size: *number* bytes\nstructure type: *string* \nfor file:\nstring

Cause: An attempt to read a metadata structure of the indicated Local_Bitmap file failed. Refer to accompanying message(s) for more information on the problem.

Action: If the ACFS Fixer is currently running, then no further action is needed. The ACFS Fixer will resolve the problem. If the ACFS Checker is running, then run the ACFS Fixer to resolve the problem

ACFS-07207: functionality related to snapshots disabled due to problems accessing Snap_Map file

Cause: The acfsdbg utility has identified the metadata inconsistency reported in the accompanying message.

Action: Run the ACFS Fixer to resolve the problem. Frequent metadata inconsistencies may point to internal errors. In this case, contact Oracle Support Services.

ACFS-07208: Local_BitMap (file identifier: *string*) has incorrect size\n found: *string*, but expected to find: *string* \nfor file:\n*nstring*

Cause: The size property of the indicated Local_BitMap was incorrect.

Action: If the ACFS Fixer is currently running, then no further action is needed. The ACFS Fixer will resolve the problem. If the ACFS Checker is running, then run the ACFS Fixer to resolve the problem.

ACFS-07209: Local_BitMap (file identifier: *string*) has incorrect Global_BitMap file offset: *string* or incorrect disk offset: *string* \nfor file:\n*nstring*

Cause: The Global_BitMap offset property of the indicated Local_BitMap was incorrect.

Action: If the ACFS Fixer is currently running, then no further action is needed. The ACFS Fixer will resolve the problem. If the ACFS Checker is running, then run the ACFS Fixer to resolve the problem.

ACFS-07211: mismatch between Local_BitMap (file identifier: *string*) and temporary Global_BitMap for disk offset: *string*

Cause: The bitmap data of the indicated Local_BitMap did not match the corresponding bitmap data of the temporary Global_BitMap for the described disk offset.

Action: If the ACFS Fixer is currently running, then no further action is needed. The ACFS Fixer will resolve the problem. If the ACFS Checker is running, then run the ACFS Fixer to resolve the problem.

ACFS-07212: temporary Global_BitMap bit set for disk offset: *string* exceeds maximum offset: *string*

Cause: The bitmap data of the temporary Global_BitMap referenced storage that is beyond the size of this file system.

Action: If the ACFS Fixer is currently running, then no further action is needed. The ACFS Fixer will resolve the problem. If the ACFS Checker is running, then run the ACFS Fixer to resolve the problem.

ACFS-07215: Volume_Disk_Header has invalid _VolSignature value\n found: '*string*',\n but expected to find: *string*, *string*, *string*, *string* or *string*\nfor structure: \n*nstring*

Cause: The _VolSignature property of the indicated Volume_Disk_Header was not a valid ACFS volume signature.

Action: If the ACFS Fixer is currently running, then no further action is needed. The ACFS Fixer will resolve the problem. If the ACFS Checker is running, then run the ACFS Fixer to resolve the problem.

ACFS-07216: Volume_Disk_Header has incorrect _Checksum value\n found: *string*, but expected to find: *string*\nfor structure:\nstring

Cause: The _Checksum property of the indicated Volume_Disk_Header did not match its calculated value.

Action: If the ACFS Fixer is currently running, then no further action is needed. The ACFS Fixer will resolve the problem. If the ACFS Checker is running, then run the ACFS Fixer to resolve the problem.

ACFS-07217: Volume_Disk_Header version does not match *string* version\n found: *number.number*, but expected to find: *number.number*\nfor structure:\nstring

Cause: The _MajorVersionNumber and _MinorVersionNumber properties of the indicated Volume_Disk_Header did not match the version of the ACFS Checker/Fixer or ACFS debug utility that was being used. The ACFS Checker/Fixer or ACFS debug utility was not compatible with this file system. There are two possible causes: 1. The version information in the Volume_Disk_Header structure was not correct. 2. The ACFS Checker/Fixer or ACFS debug utility was not the correct version for the file system.

Action: There are two possible actions: 1. If the file system version displayed in the message is valid then run a compatible version of the ACFS Checker/Fixer or ACFS debug utility. 2. If the file system version displayed in the message is not valid then restore the file system from backup.

ACFS-07218: Volume_Disk_Header has incorrect _VolVolumeSize value\n found: *string* maximum: *string*\n- temporarily assuming Volume Size: *string*\nfor structure:\nstring

Cause: The _VolVolumeSize property of the indicated Volume_Disk_Header exceeded the size of the volume. The ACFS Checker temporarily assumed the maximum volume size during processing.

Action: If the ACFS Fixer is currently running, then no further action is needed. The ACFS Fixer will resolve the problem. If the ACFS Checker is running, then run the ACFS Fixer to resolve the problem.

ACFS-07219: Volume_Disk_Header has incorrect _VolVolumeSize value\n found: *string* minimum: *string*\n- temporarily assuming Volume Size: *string*\nfor structure:\nstring

Cause: The _VolVolumeSize property of the indicated Volume_Disk_Header was less than the minimum supported volume size as detailed in the message. The ACFS Checker temporarily assumed the maximum volume size during processing.

Action: If the ACFS Fixer is currently running, then no further action is needed. The ACFS Fixer will resolve the problem. If the ACFS Checker is running, then run the ACFS Fixer to resolve the problem.

ACFS-07220: Volume_Disk_Header has incorrect _VolClusterSize value\n found: *string*, but expected to find: *string*\n- assuming default size: *string*\nfor structure:\nstring

Cause: The _VolClusterSize property of the indicated Volume_Disk_Header was incorrect. The ACFS Checker temporarily assumed the default value during processing.

Action: If the ACFS Fixer is currently running, then no further action is needed. The ACFS Fixer will resolve the problem. If the ACFS Checker is running, then run the ACFS Fixer to resolve the problem.

ACFS-07221: Volume_Disk_Header has incorrect _VolFETALPosition value\n found: *string*, but expected to find: *string*\n- assuming default File_Entry_Table offset: *string*\nfor structure:\n*nstring*

Cause: The _VolFETALPosition property of the indicated Volume_Disk_Header was incorrect. The ACFS Checker temporarily assumed the default File_Entry_Table offset during processing.

Action: If the ACFS Fixer is currently running, then no further action is needed. The ACFS Fixer will resolve the problem. If the ACFS Checker is running, then run the ACFS Fixer to resolve the problem.

ACFS-07222: Volume_Disk_Header has incorrect _VolOrigVolumeSize value\n found: *string* must be aligned on a *string* byte boundary\nfor structure:\n*nstring*

Cause: The ACFS Checker/Fixer found an inconsistency within the file system.

Action: If the ACFS Fixer is currently running, then no further action is needed. The ACFS Fixer will resolve the problem. If the ACFS Checker is running, then run the ACFS Fixer to resolve the problem.

ACFS-07223: Volume_Disk_Header has incorrect _VolExtentHeaderSize value\n found: *string*, but expected to find: *string*\n- assuming default value: *string*\nfor structure:\n*nstring*

Cause: The _VolExtentHeaderSize property of the indicated Volume_Disk_Header was incorrect. The ACFS Checker temporarily assumed the default value during processing.

Action: If the ACFS Fixer is currently running, then no further action is needed. The ACFS Fixer will resolve the problem. If the ACFS Checker is running, then run the ACFS Fixer to resolve the problem.

ACFS-07224: cannot process command due to Snap_Map File metadata inconsistency

Cause: An acfsdbg command was not executed due to a metadata inconsistency.

Action: Run the ACFS Fixer to resolve the problem. Frequent metadata inconsistencies may point to internal errors. In this case, contact Oracle Support Services.

ACFS-07225: Volume_Disk_Header has invalid _VolFileSystemEndian value\n found: *character*, but expected to find: *string* or *string*\nfor structure:\n*nstring*

Cause: The _VolFileSystemEndian property of the indicated Volume_Disk_Header was invalid.

Action: If the ACFS Fixer is currently running, then no further action is needed. The ACFS Fixer will resolve the problem. If the ACFS Checker is running, then run the ACFS Fixer to resolve the problem.

ACFS-07226: Volume_Disk_Header has invalid _VolStateFlag values.\n found: *string*\n, but expected to find: *string* or *string*\nfor structure:\n*nstring*

Cause: The _VolStateFlag property of the indicated Volume_Disk_Header contained one or more invalid values.

Action: If the ACFS Fixer is currently running, then no further action is needed. The ACFS Fixer will resolve the problem. If the ACFS Checker is running, then run the ACFS Fixer to resolve the problem.

ACFS-07227: missing snapshot name or identifier

Cause: A snapshot name or identifier was not entered as required for this command.

Action: Re-enter the command with a valid snapshot name or snapshot identifier.

ACFS-07228: cannot determine disk geometry for volume: *string*

Cause: The program was unable to determine the geometry of the indicated volume. Refer to the accompanying message(s) for more information on the problem.

Action: Correct the problem described in the accompanying messages if possible and rerun fsck (Unix or Linux) or acfschkdsk.exe (Windows).

ACFS-07229: volume: *string* has invalid sector size\n found: *number*, but expected to find: *number*\n- assuming default value: *number*

Cause: The sector size of the indicated volume was invalid. The ACFS Checker temporarily assumed the default sector size during processing.

Action: Correct the problem described in the accompanying messages if possible and rerun fsck (Unix or Linux) or acfschkdsk.exe (Windows).

ACFS-07230: cannot determine size for volume: *string*

Cause: The program was unable to determine the size of the indicated volume. Refer to the accompanying message(s) for more information on the problem.

Action: Correct the problem described in the accompanying messages if possible and rerun fsck (Unix or Linux) or acfschkdsk.exe (Windows).

ACFS-07231: seek to end of volume failed for volume: *string* offset: *string*

Cause: The program was unable to seek to the end of the indicated volume. Refer to the accompanying message(s) for more information on the problem.

Action: Correct the problem described in the accompanying messages if possible and rerun fsck (Unix or Linux) or acfschkdsk.exe (Windows).

ACFS-07232: seek to end of volume failed for volume: *string*\n requested offset: *string* returned offset: *string*

Cause: The request to seek to the end of the indicated volume failed. The offset set returned did not match the offset requested. Refer to the accompanying message(s) for more information on the problem.

Action: Correct the problem described in the accompanying messages if possible and rerun fsck (Unix or Linux) or acfschkdsk.exe (Windows).

ACFS-07233: read failed for Primary Volume_Disk_Header at disk offset: *string*

Cause: An attempt to read the Primary Volume_Disk_Header at the indicated disk offset failed. Refer to the accompanying message(s) for more information on the problem.

Action: Correct the problem described in the accompanying messages if possible and rerun fsck (Unix or Linux) or acfschkdsk.exe (Windows).

ACFS-07234: read failed for Alternate Volume_Disk_Header at disk offset: *string*

Cause: An attempt to read the Alternate Volume_Disk_Header at the indicated disk offset failed. Refer to the accompanying message(s) for more information on the problem.

Action: Correct the problem described in the accompanying messages if possible and rerun fsck (Unix or Linux) or acfschkdsk.exe (Windows).

ACFS-07235: extent[*number*] has invalid _PhysicalDiskOffset value\n found: 0, but expected to find: greater than 0\nfor file:\nstring

Cause: The _PhysicalDiskOffset property of an extent structure of the indicated file had a value of zero. _PhysicalDiskOffset values must be greater than zero.

Action: If the ACFS Fixer is currently running, then no further action is needed. The ACFS Fixer will resolve the problem. If the ACFS Checker is running, then run the ACFS Fixer to resolve the problem.

ACFS-07236: extent[*number*] has invalid _PhysicalDiskOffset value\n found: 0, but expected to find: greater than 0\nfor structure:\nstring

Cause: The _PhysicalDiskOffset property of an extent of the indicated extent structure had a value of zero. _PhysicalDiskOffset values must be greater than zero.

Action: If the ACFS Fixer is currently running, then no further action is needed. The ACFS Fixer will resolve the problem. If the ACFS Checker is running, then run the ACFS Fixer to resolve the problem.

ACFS-07237: read failed for File_Entry_Table extent metadata structure at disk offset: *string*\nfor file:\nstring

Cause: An attempt to read an extent metadata structure of the indicated file failed. Refer to the accompanying message(s) for more information on the problem.

Action: Correct the problem described in the accompanying messages if possible and rerun fsck (Unix or Linux) or acfschkdisk.exe (Windows).

ACFS-07239: File_Entry_Table count incorrect\n found: *number*, but expected to find: *number*\nfor file:\nstring

Cause: The number of entries found in the File_Entry_Table file did not match the expected number of entries. One or more of the extent structures was invalid.

Action: If the ACFS Fixer is currently running, then no further action is needed. The ACFS Fixer will resolve the problem. If the ACFS Checker is running, then run the ACFS Fixer to resolve the problem.

ACFS-07240: Invalid Security_Metadata_File

Cause: File system checking has identified the metadata inconsistency reported in the message.

Action: If the message was generated by the ACFS Fixer, then no further action is needed. The ACFS Fixer will resolve the problem. If the message was generated by the ACFS Checker, then run the ACFS Fixer to resolve the problem. Frequent metadata inconsistencies may point to internal errors. In this case, contact Oracle Support Services.

ACFS-07241: Security_Metadata file has invalid _security_descriptor record\nfor file:\nstring

Cause: A _security_descriptor record of the indicated Security_Metadata file was invalid.

Action: If the ACFS Fixer is currently running, then no further action is needed. The ACFS Fixer will resolve the problem. If the ACFS Checker is running, then run the ACFS Fixer to resolve the problem.

ACFS-07243: Security_Metadata file has no valid _security_data records\nfor file:\nstring

Cause: The indicated Security_Metadata file did not contain any valid valid _security_data records.

Action: If the ACFS Fixer is currently running, then no further action is needed. The ACFS Fixer will resolve the problem. If the ACFS Checker is running, then run the ACFS Fixer to resolve the problem.

**ACFS-07245: Security_Metadata file contains invalid _security_descriptor data
\nfor file:\nstring**

Cause: The indicated Security_Metadata file contained at least one invalid _security_data record. Refer to the accompanying message(s) for more information on the problem.

Action: If the ACFS Fixer is currently running, then no further action is needed. The ACFS Fixer will resolve the problem. If the ACFS Checker is running, then run the ACFS Fixer to resolve the problem.

**ACFS-07246: Security_Metadata file _Private structure is invalid for:\nfor file:
\nstring**

Cause: The _Private structure of the indicated Security_Metadata file was invalid. Refer to the accompanying message(s) for more information on the problem.

Action: If the ACFS Fixer is currently running, then no further action is needed. The ACFS Fixer will resolve the problem. If the ACFS Checker is running, then run the ACFS Fixer to resolve the problem.

ACFS-07247: Security_Metadata file has invalid Hash_Table data\nfor file:\nstring

Cause: The Hash_Table of the indicated Security_Metadata file contained inconsistent data. Refer to the accompanying message(s) for more information on the problem.

Action: If the ACFS Fixer is currently running, then no further action is needed. The ACFS Fixer will resolve the problem. If the ACFS Checker is running, then run the ACFS Fixer to resolve the problem.

**ACFS-07250: Security_Metadata file _Private structure has invalid _maxFree value
\n found: number minimum: number\nfor structure:\nstring**

Cause: The _maxFree property of the indicated _Private metadata structure was incorrect.

Action: If the ACFS Fixer is currently running, then no further action is needed. The ACFS Fixer will resolve the problem. If the ACFS Checker is running, then run the ACFS Fixer to resolve the problem.

**ACFS-07251: Security_Metadata file _Private structure has invalid
_freeDataListTail value\n found: number minimum: number\nfor structure:
\nstring**

Cause: The _freeDataListTail property of the indicated _Private metadata structure was incorrect.

Action: If the ACFS Fixer is currently running, then no further action is needed. The ACFS Fixer will resolve the problem. If the ACFS Checker is running, then run the ACFS Fixer to resolve the problem.

ACFS-07252: Security_Metadata file node not on _freeDataList\nfor file:\nstring

Cause: One or more of the _security_data nodes of the indicated Security_Metadata file was not found on the free data node list. The _next property for one or more of the _security_data nodes was incorrect.

Action: If the ACFS Fixer is currently running, then no further action is needed. The ACFS Fixer will resolve the problem. If the ACFS Checker is running, then run the ACFS Fixer to resolve the problem.

ACFS-07254: Security_Metadata file has invalid _security_record for _Administrator default\nfor file:\nstring

Cause: The default _Administrator _security_record of the indicated Security_Metadata file was invalid.

Action: If the ACFS Fixer is currently running, then no further action is needed. The ACFS Fixer will resolve the problem. If the ACFS Checker is running, then run the ACFS Fixer to resolve the problem.

ACFS-07256: file has unexpected _ProtectionBits value\n found: number, but expected to find: number\nfor file:\nstring

Cause: The _ProtectionBits property of the indicated files was not expected.

Action: No action is needed if the protection bits were intentionally set differently from the default.

ACFS-07257: unable to process request for volume string; volume is not open

Cause: An attempt to read metadata failed because the volume was not open. Refer to the accompanying messages for more information on the problem.

Action: Correct the problem described in the accompanying messages if possible and rerun the acfsdbg utility.

ACFS-07258: unable to reset context to snapshot string due to File_Entry_Table metadata inconsistency

Cause: The acfsdbg utility has identified the metadata inconsistency reported in the accompanying message.

Action: Run the ACFS Fixer to resolve the problem. Frequent metadata inconsistencies may point to internal errors. In this case, contact Oracle Support Services.

ACFS-07259: file system does not contain a valid Local_Metadata_Directory

Cause: There was no valid Local_Metadata_Directory in the file system. At least one Local_Metadata_Directory is required.

Action: If the ACFS Fixer is currently running, then no further action is needed. The ACFS Fixer will resolve the problem. If the ACFS Checker is running, then run the ACFS Fixer to resolve the problem.

ACFS-07260: Volume_Disk_Header has incorrect _VolNumOFSNodes value\n found: number, but expected to find: number\nfor structure:\nstring

Cause: The _VolNumOFSNodes property of the indicated Volume_Disk_Header structure was incorrect. Its value did not match the number of valid ACFS nodes found.

Action: If the ACFS Fixer is currently running, then no further action is needed. The ACFS Fixer will resolve the problem. If the ACFS Checker is running, then run the ACFS Fixer to resolve the problem.

ACFS-07261: unable to reset context to snapshot string due to Snap_Map file metadata inconsistency

Cause: The acfsdbg utility has identified the metadata inconsistency reported in the accompanying message.

Action: Run the ACFS Fixer to resolve the problem. Frequent metadata inconsistencies may point to internal errors. In this case, contact Oracle Support Services.

ACFS-07262: unable to reset context to snapshot *string* because it no longer exists
Cause: The identified snapshot no longer exists due to on-disk metadata changes that are allowed whenever the acfsdbg utility is operating in read-only mode.

Action: Enter the 'primary' or 'snap *snapshot name*' command to set context.

ACFS-07263: Free_Block_List has incorrect *_first_free_group* value\n found: *number*, but expected to find: *number*\nfor structure:\n*nstring*

Cause: The *_first_free_group* property of the indicated Free_Block_List structure was incorrect.

Action: If the ACFS Fixer is currently running, then no further action is needed. The ACFS Fixer will resolve the problem. If the ACFS Checker is running, then run the ACFS Fixer to resolve the problem.

ACFS-07264: Free_Block_List has incorrect *_last_free_blk* value\n found: *number*, but expected to find: *number*\nfor structure:\n*nstring*

Cause: The *_last_free_blk* property of the indicated Free_Block_List structure was incorrect.

Action: If the ACFS Fixer is currently running, then no further action is needed. The ACFS Fixer will resolve the problem. If the ACFS Checker is running, then run the ACFS Fixer to resolve the problem.

ACFS-07265: write failed for Free_Block metadata structure at disk offset: *string* size: *number* bytes\nfor structure:\n*nstring*

Cause: An attempt to write a Free_Block metadata structure to disk failed. Refer to accompanying message(s) for more information on the problem.

Action: If the ACFS Fixer is currently running, then no further action is needed. The ACFS Fixer will resolve the problem. If the ACFS Checker is running, then run the ACFS Fixer to resolve the problem.

ACFS-07266: write failed for Free_Block_List metadata structure at disk offset: *string* size: *number* bytes\nfor structure:\n*nstring*

Cause: An attempt to write a Free_Block_List metadata structure to disk failed. Refer to accompanying message(s) for more information on the problem.

Action: If the ACFS Fixer is currently running, then no further action is needed. The ACFS Fixer will resolve the problem. If the ACFS Checker is running, then run the ACFS Fixer to resolve the problem.

ACFS-07267: file marked for deletion (file identifier: *string*, disk offset: *string*) cannot be removed due to inconsistent file metadata

Cause: Inconsistent metadata was found for the indicated file that was marked for deletion. The file could not be deleted.

Action: If the ACFS Fixer is currently running, then no further action is needed. The ACFS Fixer will resolve the problem. If the ACFS Checker is running, then run the ACFS Fixer to resolve the problem.

ACFS-07268: file marked for deletion (file identifier: *string*, disk offset: *string*) has invalid *_LinkCount* value\n found: *number*, but expected to find: 0

Cause: The indicated file was marked for deletion, but its *_LinkCount* property was not zero. Files to be deleted must have a *_LinkCount* value of zero. The file could not be deleted.

Action: If the ACFS Fixer is currently running, then no further action is needed. The ACFS Fixer will resolve the problem. If the ACFS Checker is running, then run the ACFS Fixer to resolve the problem.

ACFS-07269: file marked for deletion (file identifier: *string*, disk offset: *string*) has invalid *_SynchFlag* value\n found: *string*\n, but expected to find: *string*

Cause: The *_SynchFlag* property of the indicated file was incorrect. The file was marked for deletion but its *_SynchFlag* did not have the appropriate value. The file could not be deleted.

Action: If the ACFS Fixer is currently running, then no further action is needed. The ACFS Fixer will resolve the problem. If the ACFS Checker is running, then run the ACFS Fixer to resolve the problem.

ACFS-07271: orphan file : *string* (file identifier: *string*) added to 'lost+found' directory

Cause: The indicated file did not have a valid entry in any parent directory. The ACFS Fixer move the file to the 'lost+found' directory.

Action: No further action is needed.

ACFS-07272: read failed for extent metadata structure at disk offset: *string*\nfor file:\n*nstring*

Cause: An attempt to read an extent metadata structure for the indicated file failed. Refer to the accompanying message(s) for more information on the problem.

Action: Correct the problem described in the accompanying messages if possible and rerun fsck (Unix or Linux) or acfschkdsk.exe (Windows).

ACFS-07274: missing or invalid snapshot name

Cause: No snapshot name was provided or the name entered was not valid.

Action: Re-enter the command with a valid snapshot name.

ACFS-07275: cannot read File_Entry_Table *_FileEntry* metadata structure\n- file system validation cannot continue

Cause: An attempt to read the *_FileEntry* metadata structure of the *File_Entry_Table* failed. The *File_Entry_Table* is a critical ACFS metadata structure that is required for file system validation or repairs. The ACFS Checker/Fixer could not process the file system. NOTE: It is also possible that there was no ACFS file system on this volume.

Action: Correct the problem indicated by the accompanying messages if possible and rerun fsck (Unix or Linux) or acfschkdsk.exe (Windows). If the problem cannot be resolved then restore the file system from a backup copy.

ACFS-07276: File_Entry_Table *_FileEntry* metadata structure is invalid\n- file system validation cannot continue

Cause: The *File_Entry_Table*'s *_FileEntry* metadata structure is either corrupt or is missing critical information. NOTE: It is also possible that there is no ACFS file system on the volume.

Action: Restore the file system from a backup copy.

ACFS-07280: checking File_Entry_Table entry: *string* at disk offset: *string*

Cause: The ACFS Checker found a *File_Entry_Table* entry that has not been processed. This entry was an orphan file or an orphan internal metadata structure.

Action: If the ACFS Fixer is currently running, then no further action is needed. The ACFS Fixer will resolve the problem. If the ACFS Checker is running, then run the ACFS Fixer to resolve the problem.

ACFS-07282: read failed for File_Entry_Table entry: *string* at disk offset *string*

Cause: An attempt to read a File_Entry_Table entry failed. Refer to the accompanying message(s) for more information on the problem.

Action: Correct the problem described in the accompanying messages if possible and rerun fsck (Unix or Linux) or acfschkdisk.exe (Windows).

ACFS-07283: orphan File_Entry_Table metadata structure found for\n identifier: *string* at disk offset: *string*\n structure type: *string*

Cause: A File_Entry_Table entry was found that had not been processed. This entry was an orphan file or an invalid internal metadata structure.

Action: If the ACFS Fixer is currently running, then no further action is needed. The ACFS Fixer will resolve the problem. If the ACFS Checker is running, then run the ACFS Fixer to resolve the problem.

ACFS-07284: orphan system file found for file identifier: *string* at disk offset:*string*

Cause: The indicated system file did not have a valid parent directory.

Action: If the ACFS Fixer is currently running, then no further action is needed. The ACFS Fixer will resolve the problem. If the ACFS Checker is running, then run the ACFS Fixer to resolve the problem.

ACFS-07285: snapshot: *string* (identifier: *number*) has invalid File_Entry_Table identifier: *string* that exceeds the maximum value for this file system: *string*

Cause: The acfsdbg utility has identified the metadata inconsistency reported in the accompanying message.

Action: Run the ACFS Fixer to resolve the problem. Frequent metadata inconsistencies may point to internal errors. In this case, contact Oracle Support Services.

ACFS-07286: orphan file found for file identifier: *string* at disk offset: *string*

Cause: The indicated file did not have a valid parent directory.

Action: If the ACFS Fixer is currently running, then no further action is needed. The ACFS Fixer will resolve the problem. If the ACFS Checker is running, then run the ACFS Fixer to resolve the problem.

ACFS-07287: orphan Free_Block metadata structure found for file identifier: *string* at disk offset: *string*

Cause: The indicated Free_Block metadata structure was not found on any free block list.

Action: If the ACFS Fixer is currently running, then no further action is needed. The ACFS Fixer will resolve the problem. If the ACFS Checker is running, then run the ACFS Fixer to resolve the problem.

ACFS-07288: orphan file '*string*' (file identifier: *string*) \n added to 'lost+found' directory

Cause: The indicated file did not have a valid entry in any directory which meant that the file did not have a valid file name. The file was given the generic name described in the message and moved to the 'lost+found' directory.

Action: No further action is needed.

ACFS-07289: orphan Local_Metadata_Directory metadata structure found for file identifier: *string* at disk offset: *string*

Cause: The indicated Local_Metadata_Directory metadata structure was not found on any _Locator list for Local_Metadata_Directory structures.

Action: If the ACFS Fixer is currently running, then no further action is needed. The ACFS Fixer will resolve the problem. If the ACFS Checker is running, then run the ACFS Fixer to resolve the problem.

ACFS-07290: orphan Free_List_Header metadata structure found for file identifier: *string* at disk offset: *string*

Cause: The indicated Free_List_Header metadata structure was not found on any valid Local_Metadata_Directory structure.

Action: If the ACFS Fixer is currently running, then no further action is needed. The ACFS Fixer will resolve the problem. If the ACFS Checker is running, then run the ACFS Fixer to resolve the problem.

ACFS-07291: orphan _Locator metadata structure found for file identifier: *string* at disk offset: *string*

Cause: The indicated _Locator metadata structure was not found in any list of valid _Locator structures.

Action: If the ACFS Fixer is currently running, then no further action is needed. The ACFS Fixer will resolve the problem. If the ACFS Checker is running, then run the ACFS Fixer to resolve the problem.

ACFS-07292: orphan Global_Metadata_Directory metadata structure found for file identifier: *string* at disk offset: *string*

Cause: The File_Entry_Table contained a duplicate Global_Metadata_Directory metadata structure. Global_Metadata_Directory structures must be unique.

Action: If the ACFS Fixer is currently running, then no further action is needed. The ACFS Fixer will resolve the problem. If the ACFS Checker is running, then run the ACFS Fixer to resolve the problem.

ACFS-07294: orphan Global_Virtual_FileID_Pool metadata structure found for identifier: *string* at disk offset: *string*

Cause: The File_Entry_Table contained a duplicate entry for the Global_Virtual_FileID_Pool metadata structure. Global_Virtual_FileID_Pool structures must be unique.

Action: If the ACFS Fixer is currently running, then no further action is needed. The ACFS Fixer will resolve the problem. If the ACFS Checker is running, then run the ACFS Fixer to resolve the problem.

ACFS-07295: orphan Local_Virtual_FileID_Pool metadata structure found for identifier: *string* at disk offset: *string*

Cause: The indicated Local_Virtual_FileID_Pool metadata structure was not found on any valid Local_Metadata_Directory structure.

Action: If the ACFS Fixer is currently running, then no further action is needed. The ACFS Fixer will resolve the problem. If the ACFS Checker is running, then run the ACFS Fixer to resolve the problem.

ACFS-07296: orphan Replication_Log_Initiator metadata structure found for identifier: *string* at disk offset: *string*

Cause: The File_Entry_Table contained a duplicate entry for a Replication_Log_Initiator metadata structure. Replication_Log_Initiator structures must be unique.

Action: If the ACFS Fixer is currently running, then no further action is needed. The ACFS Fixer will resolve the problem. If the ACFS Checker is running, then run the ACFS Fixer to resolve the problem.

ACFS-07297: File_Entry_Table entry: *string* at disk offset: *string* is not a valid metadata structure

Cause: The indicated entry in the File_Entry_Table was not a metadata structure recognized by ACFS.

Action: If the ACFS Fixer is currently running, then no further action is needed. The ACFS Fixer will resolve the problem. If the ACFS Checker is running, then run the ACFS Fixer to resolve the problem.

ACFS-07298: cannot convert file identifier: '*string*' to numeric value

Cause: The format entered for the file identifier was invalid.

Action: Use the acfsdbg utility help (-h) option for a list of commands and format options for entering data.

ACFS-07300: directory Hash_Table contains duplicate entries for offset: *string*\nfor file:\n*nstring*

Cause: The Hash_Table of the indicated directory file had duplicate entries for the offset described in the message. Hash_Table entries must map to unique offsets.

Action: If the ACFS Fixer is currently running, then no further action is needed. The ACFS Fixer will resolve the problem. If the ACFS Checker is running, then run the ACFS Fixer to resolve the problem.

ACFS-07301: directory _hash_key: *string* for offset: *string* has no corresponding file entry\nfor file:\n*nstring*

Cause: The _hash_key property of the indicated directory file was invalid. Its value did not reference a valid file entry.

Action: If the ACFS Fixer is currently running, then no further action is needed. The ACFS Fixer will resolve the problem. If the ACFS Checker is running, then run the ACFS Fixer to resolve the problem.

ACFS-07302: directory _hash_key for offset: *string* is incorrect\n found: *string*, but expected to find: *string*\nfor file:\n*nstring*

Cause: The _hash_key property of the indicated directory file was incorrect. Its value did not match the hash value calculated for the corresponding file entry.

Action: If the ACFS Fixer is currently running, then no further action is needed. The ACFS Fixer will resolve the problem. If the ACFS Checker is running, then run the ACFS Fixer to resolve the problem.

ACFS-07303: Security_Metadata file Hash_Table contains multiple entries for offset: *string*\nfor file:\n*nstring*

Cause: The Hash_Table of the indicated Security_Metadata file had duplicate entries for the offset described in the message. Hash_Table entries must map to unique offsets.

Action: If the ACFS Fixer is currently running, then no further action is needed. The ACFS Fixer will resolve the problem. If the ACFS Checker is running, then run the ACFS Fixer to resolve the problem.

ACFS-07304: Security_Metadata file _hash_key: *string* for offset: *string* has no corresponding entry\nfor file:\n*nstring*

Cause: The _hash_key property of the indicated Security_Metadata file was invalid. Its value did not reference a valid entry.

Action: If the ACFS Fixer is currently running, then no further action is needed. The ACFS Fixer will resolve the problem. If the ACFS Checker is running, then run the ACFS Fixer to resolve the problem.

ACFS-07305: Security_Metadata file _hash_key for offset: *string* is incorrect\nfound: *string*, but expected to find: *string*\nfor file:\n*nstring*

Cause: The _hash_key property of the indicated Security_Metadata file was incorrect. Its value did not match the hash value calculated for the corresponding entry.

Action: If the ACFS Fixer is currently running, then no further action is needed. The ACFS Fixer will resolve the problem. If the ACFS Checker is running, then run the ACFS Fixer to resolve the problem.

ACFS-07306: Hash_Table _hash_key order is incorrect\nfor file:\n*nstring*

Cause: The _hash_key properties of the Hash_Table of the indicated file were not ordered correctly.

Action: If the ACFS Fixer is currently running, then no further action is needed. The ACFS Fixer will resolve the problem. If the ACFS Checker is running, then run the ACFS Fixer to resolve the problem.

ACFS-07308: Hash_File_Index structure for block *number* at disk offset: *string* already processed\nfor file:\n*nstring*

Cause: The Hash_File node list of the indicated file was invalid. One or more of the Hash_File structures had an invalid _next property.

Action: If the ACFS Fixer is currently running, then no further action is needed. The ACFS Fixer will resolve the problem. If the ACFS Checker is running, then run the ACFS Fixer to resolve the problem.

ACFS-07309: cannot access Hash_File_Index node metadata structure at disk offset: *string*\nfor file:\n*nstring*

Cause: An attempt to access the indicated Hash_File_Index metadata structure failed. Refer to the accompanying message(s) for more information on the problem.

Action: If the ACFS Fixer is currently running, then no further action is needed. The ACFS Fixer will resolve the problem. If the ACFS Checker is running, then run the ACFS Fixer to resolve the problem.

ACFS-07310: Hash_File_Index node has incorrect _next value\nfound: *string*, but expected to find: *string*\nfor file:\n*nstring*

Cause: The _next property of the indicated Hash_File_Index structure was incorrect.

Action: If the ACFS Fixer is currently running, then no further action is needed. The ACFS Fixer will resolve the problem. If the ACFS Checker is running, then run the ACFS Fixer to resolve the problem.

**ACFS-07311: Hash_Bucket for block *number* at disk offset: *string* already processed
\nfor structure:\n*nstring***

Cause: The Hash_Bucket structure of the indicated file has already been processed. One or more of the Hash_File structures had an invalid _next property.

Action: If the ACFS Fixer is currently running, then no further action is needed. The ACFS Fixer will resolve the problem. If the ACFS Checker is running, then run the ACFS Fixer to resolve the problem.

**ACFS-07312: cannot access Hash_Bucket metadata structure at disk offset: *string*
\nfor file:\n*nstring***

Cause: An attempt to access the indicated Hash_Bucket metadata structure failed. Refer to the accompanying message(s) for more information on the problem.

Action: If the ACFS Fixer is currently running, then no further action is needed. The ACFS Fixer will resolve the problem. If the ACFS Checker is running, then run the ACFS Fixer to resolve the problem.

**ACFS-07313: Hash_Bucket has incorrect _controlling_bkt value\n found: *number*,
but expected to find: *number*\nfor structure:\n*nstring***

Cause: The _controlling_bkt property of the indicated Hash_Bucket structure was incorrect.

Action: If the ACFS Fixer is currently running, then no further action is needed. The ACFS Fixer will resolve the problem. If the ACFS Checker is running, then run the ACFS Fixer to resolve the problem.

**ACFS-07314: Hash_Bucket has incorrect _split_count value\n found: *number*, but
expected to find: *number*\nfor file:\n*nstring***

Cause: The _split_count property of the indicated Hash_Bucket structure was incorrect.

Action: If the ACFS Fixer is currently running, then no further action is needed. The ACFS Fixer will resolve the problem. If the ACFS Checker is running, then run the ACFS Fixer to resolve the problem.

**ACFS-07315: Hash_Bucket has incorrect _next value\n found: *number*, but expected
to find: *number*\nfor file:\n*nstring***

Cause: The _next property of the indicated Hash_Bucket structure was incorrect.

Action: If the ACFS Fixer is currently running, then no further action is needed. The ACFS Fixer will resolve the problem. If the ACFS Checker is running, then run the ACFS Fixer to resolve the problem.

**ACFS-07316: cannot access Hash_File_Master_Block metadata structure at disk
offset: *string*\nfor file:\n*nstring***

Cause: An attempt to access the indicated Hash_File_Master_Block metadata structure failed. Refer to the accompanying message(s) for more information on the problem.

Action: If the ACFS Fixer is currently running, then no further action is needed. The ACFS Fixer will resolve the problem. If the ACFS Checker is running, then run the ACFS Fixer to resolve the problem.

**ACFS-07317: Hash_File metadata structure for block:*number* at disk offset: *string*
already processed\nfor file:\n*nstring***

Cause: The list of nodes of the indicated Hash_File file was invalid. One or more of the Hash_File structures had an invalid _next property.

Action: If the ACFS Fixer is currently running, then no further action is needed. The ACFS Fixer will resolve the problem. If the ACFS Checker is running, then run the ACFS Fixer to resolve the problem.

ACFS-07318: Hash_File_Master_Block structure has incorrect _initial_bkt_count value\n found: *number*, but expected to find: *number*\nfor structure:\nstring

Cause: The _initial_bkt_count property of the indicated Hash_File_Master_Block structure was incorrect.

Action: If the ACFS Fixer is currently running, then no further action is needed. The ACFS Fixer will resolve the problem. If the ACFS Checker is running, then run the ACFS Fixer to resolve the problem.

ACFS-07319: Hash_File_Master_Block structure has incorrect _double_count value\n found: *number*, but expected to find: *number*\nfor file:\nstring

Cause: The _double_count property of the indicated Hash_File_Master_Block structure was incorrect.

Action: If the ACFS Fixer is currently running, then no further action is needed. The ACFS Fixer will resolve the problem. If the ACFS Checker is running, then run the ACFS Fixer to resolve the problem.

ACFS-07320: Hash_File_Master_Block structure has incorrect value for entry *number* in _hash_bucket_group array\n found: *number*, but expected to find: *number*\nfor structure:\nstring

Cause: The entry in _hash_bucket_group array of the indicated Hash_File_Master_Block was incorrect.

Action: If the ACFS Fixer is currently running, then no further action is needed. The ACFS Fixer will resolve the problem. If the ACFS Checker is running, then run the ACFS Fixer to resolve the problem.

ACFS-07321: _hash_entry *number* has no corresponding entry\nfor file:\nstring

Cause: The _hash_entry property in the Hash_Table of the indicated file did not have a valid entry associated with it.

Action: If the ACFS Fixer is currently running, then no further action is needed. The ACFS Fixer will resolve the problem. If the ACFS Checker is running, then run the ACFS Fixer to resolve the problem.

ACFS-07322: metadata read failed at disk offset: *string* size: *number* bytes\nfor file:\nstring

Cause: An attempt to read metadata of the indicated file failed. Refer to the accompanying message(s) for more information on the problem.

Action: Correct the problem described in the accompanying messages if possible and rerun fsck (Unix or Linux) or acfschkdsk.exe (Windows).

ACFS-07326: metadata read failed at disk offset: *string*\n bytes requested: *number* bytes returned: *number*\nfor file:\nstring

Cause: An attempt to read metadata of the indicated file failed. The amount of data returned did not match the amount requested. Refer to the accompanying message(s) for more information on the problem.

Action: Correct the problem described in the accompanying messages if possible and rerun fsck (Unix or Linux) or acfschkdsk.exe (Windows).

ACFS-07327: metadata write failed at disk offset: *string* size: *number* bytes\nfor file:\n*nstring*

Cause: An attempt to write metadata of the indicated file failed. Refer to accompanying message(s) for more information on the problem.

Action: If the ACFS Fixer is currently running, then no further action is needed. The ACFS Fixer will resolve the problem. If the ACFS Checker is running, then run the ACFS Fixer to resolve the problem.

ACFS-07331: metadata write failed at disk offset: *string*\n bytes requested: *number* bytes written: *number*\nfor file:\n*nstring*

Cause: An attempt to write metadata of the indicated file failed. The amount of data written did not match the amount requested. Refer to the accompanying message(s) for more information on the problem.

Action: Correct the problem described in the accompanying messages if possible and rerun fsck (Unix or Linux) or acfschkdsk.exe (Windows).

ACFS-07332: cannot convert snapshot identifier: '*string*' to numeric value

Cause: The format entered for the snapshot identifier was invalid.

Action: Use the acfsdbg utility help (-h) option for a list of commands and format options for entering data.

ACFS-07333: invalid snapshot identifier entered: *string*\n minimum: 1 maximum: *number*

Cause: The snapshot identifier entered was not within the valid range for this file system.

Action: Re-enter the command with a snapshot identifier that is within the valid range described in the message.

ACFS-07334: invalid snapshot name '*string*' entered

Cause: The snapshot name entered did not exist.

Action: Re-enter the command with the name or identifier of a valid snapshot.

ACFS-07335: Directory_Node has invalid _dir_entry_free_list_tail value\n found: *number* maximum: *number*\nfor structure:\n*nstring*

Cause: The _dir_entry_free_list_tail property of the indicated Directory_Node structure was incorrect.

Action: If the ACFS Fixer is currently running, then no further action is needed. The ACFS Fixer will resolve the problem. If the ACFS Checker is running, then run the ACFS Fixer to resolve the problem.

ACFS-07336: Directory_Node structure has invalid _next_free_dirnode value\n found: *number* maximum: *number*\nfor structure:\n*nstring*

Cause: The _next_free_dirnode property of the indicated Directory_Node structure was incorrect.

Action: If the ACFS Fixer is currently running, then no further action is needed. The ACFS Fixer will resolve the problem. If the ACFS Checker is running, then run the ACFS Fixer to resolve the problem.

ACFS-07337: Directory_Entry structure has incorrect file identifier for file '*string*'\n found: *string*, but expected to find: *string*\nfor structure:\n*nstring*

Cause: The file identifier property of the indicated Directory_Entry structure did not match the file identifier of the corresponding file.

Action: If the ACFS Fixer is currently running, then no further action is needed. The ACFS Fixer will resolve the problem. If the ACFS Checker is running, then run the ACFS Fixer to resolve the problem.

ACFS-07338: Directory_Entry structure has incorrect _rec_len value for file '*string*'\n found: *number*, but expected to find: *number*\nfor structure:\n*nstring*

Cause: The _rec_len property of the indicated Directory_Entry structure was incorrect.

Action: If the ACFS Fixer is currently running, then no further action is needed. The ACFS Fixer will resolve the problem. If the ACFS Checker is running, then run the ACFS Fixer to resolve the problem.

ACFS-07339: Directory_Entry structure has incorrect _name_len value for file '*string*'\n found: *number*, but expected to find: *number*\nfor structure:\n*nstring*

Cause: The _name_len property of the indicated Directory_Entry structure was incorrect.

Action: If the ACFS Fixer is currently running, then no further action is needed. The ACFS Fixer will resolve the problem. If the ACFS Checker is running, then run the ACFS Fixer to resolve the problem.

ACFS-07340: Directory_Entry structure has invalid or incorrect _attributes for file '*string*'\n found: *string*\n, but expected to find: *string*\nfor structure:\n*nstring*

Cause: The _attributes property of the indicated Directory_Entry structure did not match the _attributes property of the corresponding file.

Action: If the ACFS Fixer is currently running, then no further action is needed. The ACFS Fixer will resolve the problem. If the ACFS Checker is running, then run the ACFS Fixer to resolve the problem.

ACFS-07341: starting disk offset *string* exceeds ending disk offset *string*

Cause: The starting storage map offset was greater than the ending offset.

Action: Re-enter the command with valid disk offsets.

ACFS-07342: Directory_Entry structure has incorrect filename for file\n found: '*string*', but expected to find: '*string*'\nfor structure:\n*nstring*

Cause: The filename property of the indicated Directory_Entry structure did not match the name of the file.

Action: If the ACFS Fixer is currently running, then no further action is needed. The ACFS Fixer will resolve the problem. If the ACFS Checker is running, then run the ACFS Fixer to resolve the problem.

ACFS-07343: unused Directory_Entry structure has incorrect _name_len value\n found: *number*, but expected to find: *number*\nfor structure:\n*nstring*

Cause: The _name_len property of the indicated Directory_Entry structure was incorrect.

Action: If the ACFS Fixer is currently running, then no further action is needed. The ACFS Fixer will resolve the problem. If the ACFS Checker is running, then run the ACFS Fixer to resolve the problem.

ACFS-07344: Directory_Entry structure has incorrect _rec_len value for file '*string*'\n found: *number* maximum: *number*\nfor structure:\n*nstring*

Cause: The _rec_len property of the indicated Directory_Entry structure was greater than the maximum value.

Action: If the ACFS Fixer is currently running, then no further action is needed. The ACFS Fixer will resolve the problem. If the ACFS Checker is running, then run the ACFS Fixer to resolve the problem.

ACFS-07345: Directory_Entry structure has incorrect _rec_len value for file '*string*'\n found: *number* minimum: *number*\nfor structure:\n*nstring*

Cause: The _rec_len property of the indicated Directory_Entry structure was less than the minimum value.

Action: If the ACFS Fixer is currently running, then no further action is needed. The ACFS Fixer will resolve the problem. If the ACFS Checker is running, then run the ACFS Fixer to resolve the problem.

ACFS-07346: Directory_Entry structure has invalid _name_len value\n found: *number* operating system maximum: *number*\nfor structure:\n*nstring*

Cause: The _name_len property of the indicated Directory_Entry structure was greater than the maximum value for this operating system.

Action: If the ACFS Fixer is currently running, then no further action is needed. The ACFS Fixer will resolve the problem. If the ACFS Checker is running, then run the ACFS Fixer to resolve the problem.

ACFS-07347: Directory_Entry structure has incorrect _name_len value\n found: *number* maximum: *number*\nfor structure:\n*nstring*

Cause: The _name_len property of the indicated Directory_Entry structure was greater than the maximum value for this entry.

Action: If the ACFS Fixer is currently running, then no further action is needed. The ACFS Fixer will resolve the problem. If the ACFS Checker is running, then run the ACFS Fixer to resolve the problem.

ACFS-07350: command disabled due to lack of File_Entry_Table context; enter 'primary' or 'snap' to set context

Cause: The acfsdbg utility could not process the request because the File_Entry_Table context was not set. The acfsdbg utility requires a valid File_Entry_Table context to locate on-disk metadata structures.

Action: Enter 'primary' or 'snap *snapshot name*' command to set context.

ACFS-07351: requested Snap_Info_Entry structure not available due to inconsistencies with Snap_Map metadata

Cause: The acfsdbg utility has identified the metadata inconsistency reported in the accompanying message.

Action: Run the ACFS Fixer to resolve the problem. Frequent metadata inconsistencies may point to internal errors. In this case, contact Oracle Support Services.

ACFS-07352: snapshot directory contains files with incorrect attributes; attempting to continue processing

Cause: The _attributes property for a file in the indicated snapshot directory was incorrect. The _attributes value indicated that the file was not a directory. All files in a snapshot directory must be directories.

Action: If the ACFS Fixer is currently running, then no further action is needed. The ACFS Fixer will resolve the problem. If the ACFS Checker is running, then run the ACFS Fixer to resolve the problem.

ACFS-07354: file has incorrect or invalid `_attributes` value\n found: `string`\n, but expected to find: `string`\nfor file:\nstring

Cause: The `_attributes` property of the indicated file was incorrect.

Action: If the ACFS Fixer is currently running, then no further action is needed. The ACFS Fixer will resolve the problem. If the ACFS Checker is running, then run the ACFS Fixer to resolve the problem.

ACFS-07355: Cannot fix orphaned files because the lost+found directory is damaged.

Cause: Fscck could not move the orphan files because there was an inconsistency with the lost+found directory. Files that do not have a valid parent directory are considered to be orphan files and are moved to the lost+found directory.

Action: If the ACFS Fixer is currently running, then no further action is needed. The ACFS Fixer will resolve the problem. If the ACFS Checker is running, then run the ACFS Fixer to resolve the problem.

ACFS-07356: file is a symbolic link but has no storage for the target name \nfor file:\nstring

Cause: The indicated file was a symbolic link but did not have a target. The target of a symbolic link must have storage.

Action: If the ACFS Fixer is currently running, then no further action is needed. The ACFS Fixer will resolve the problem. If the ACFS Checker is running, then run the ACFS Fixer to resolve the problem.

ACFS-07360: deleting file due to invalid `_attributes`: `string`\nfile:\nstring

Cause: The `_attributes` property of the indicated file was invalid. The file must be deleted in order to preserve the integrity of the file system.

Action: If the ACFS Fixer is currently running, then no further action is needed. The ACFS Fixer will resolve the problem. If the ACFS Checker is running, then run the ACFS Fixer to resolve the problem.

ACFS-07361: truncating file '`string`' to `number` bytes\nfor file:\nstring

Cause: The indicated file was truncated in order to preserve file system integrity.

Action: If the ACFS Fixer is currently running, then no further action is needed. The ACFS Fixer will resolve the problem. If the ACFS Checker is running, then run the ACFS Fixer to resolve the problem.

ACFS-07363: Volume_Disk_Header has invalid `_VolFeatureFlag` values.\n found: `string`\n, but expected to find: `string` or `string`\nfor structure:\nstring

Cause: File system checking has identified the metadata inconsistency reported in the message.

Action: If the message was generated by the ACFS Fixer, then no further action is needed. The ACFS Fixer will resolve the problem. If the message was generated by the ACFS Checker, then run the ACFS Fixer to resolve the problem. Frequent metadata inconsistencies may point to internal errors. In this case, contact Oracle Support Services.

ACFS-07364: file has incorrect values for Extent[`number`]\n found: `_Length`: `string` `_PhysicalDiskOffset`: `string`\n, but expected to find: `_Length`: `string` `_PhysicalDiskOffset`: `string`\nfor file:\nstring

Cause: One or more of the extent properties of the indicated file was incorrect.

Action: If the ACFS Fixer is currently running, then no further action is needed. The ACFS Fixer will resolve the problem. If the ACFS Checker is running, then run the ACFS Fixer to resolve the problem.

ACFS-07365: extent metadata structure has incorrect values for Extent[*number*]\n found: *_FileOffset: string _Length: string _PhysicalDiskOffset: string \n, but expected to find: _FileOffset: string _Length: string _PhysicalDiskOffset: string \nfor structure:\nstring*

Cause: One or more properties of the indicated extent metadata structure was incorrect.

Action: If the ACFS Fixer is currently running, then no further action is needed. The ACFS Fixer will resolve the problem. If the ACFS Checker is running, then run the ACFS Fixer to resolve the problem.

ACFS-07366: directory has incorrect *_attributes* value\n found: *string*\n, but expected to find: *string*\nfor file:\nstring

Cause: The *_attributes* property of the indicated directory file was incorrect.

Action: If the ACFS Fixer is currently running, then no further action is needed. The ACFS Fixer will resolve the problem. If the ACFS Checker is running, then run the ACFS Fixer to resolve the problem.

ACFS-07367: Volume_Disk_Header has invalid *_VolStateFlag* values for accelerator volume: *string*\n found: *string,*\n but expected to find: *string* \nfor structure:\nstring

Cause: File system checking has identified the metadata inconsistency reported in the message.

Action: If the message was generated by the ACFS Fixer, then no further action is needed. The ACFS Fixer will resolve the problem. If the message was generated by the ACFS Checker, then run the ACFS Fixer to resolve the problem. Frequent metadata inconsistencies may point to internal errors. In this case, contact Oracle Support Services.

ACFS-07369: directory has invalid *_FileSize* value\n found: *number* minimum: *number*\nfor file:\nstring

Cause: The *_FileSize* property of the indicated directory file was incorrect.

Action: If the ACFS Fixer is currently running, then no further action is needed. The ACFS Fixer will resolve the problem. If the ACFS Checker is running, then run the ACFS Fixer to resolve the problem.

ACFS-07370: directory has invalid *_FileSize: string _AllocationSize: string* values \nfor file:\nstring

Cause: The *_FileSize* and *_AllocationSize* properties of the indicated directory file were incorrect.

Action: If the ACFS Fixer is currently running, then no further action is needed. The ACFS Fixer will resolve the problem. If the ACFS Checker is running, then run the ACFS Fixer to resolve the problem.

ACFS-07374: cannot access directory *_Private* structure for block *number* at disk offset: *string*\nfor file:\nstring

Cause: An attempt to access the indicated directory *_Private* metadata structure failed. Refer to the accompanying message(s) for more information on the problem.

Action: If the ACFS Fixer is currently running, then no further action is needed. The ACFS Fixer will resolve the problem. If the ACFS Checker is running, then run the ACFS Fixer to resolve the problem.

**ACFS-07375: directory _Private structure at disk offset: *string* contains invalid data
\nfor file:\n*nstring***

Cause: The _Private structure of the indicated directory file contained invalid data. Refer to the accompanying message(s) for more information on the problem.

Action: If the ACFS Fixer is currently running, then no further action is needed. The ACFS Fixer will resolve the problem. If the ACFS Checker is running, then run the ACFS Fixer to resolve the problem.

**ACFS-07376: directory _Private structure has incorrect header type at disk offset:
string, this file may not be a directory\n found: *string*, but expected to find: *string*
\nfor file:\n*nstring***

Cause: The indicated file did not contain a _Private directory metadata structure as required for directory files. It appeared that the file was incorrectly identified as being a directory.

Action: If the ACFS Fixer is currently running, then no further action is needed. The ACFS Fixer will resolve the problem. If the ACFS Checker is running, then run the ACFS Fixer to resolve the problem.

ACFS-07377: directory has invalid node list\nfor file:\n*nstring*

Cause: The node list of the indicated directory file was invalid. There are three possible causes: 1. One or more of the file's directory structures had an invalid structure header. 2. The _next_dirnode property of one or more of the file's directory structures was incorrect. 3. The _first_dirnode property of the _Private directory structure was incorrect.

Action: If the ACFS Fixer is currently running, then no further action is needed. The ACFS Fixer will resolve the problem. If the ACFS Checker is running, then run the ACFS Fixer to resolve the problem.

ACFS-07378: directory _Private structure has incorrect _last_dirnode value\n found: *number*, but expected to find: *number*\nfor file:\n*nstring*

Cause: The _last_dirnode property of the indicated _Private directory structure was incorrect.

Action: If the ACFS Fixer is currently running, then no further action is needed. The ACFS Fixer will resolve the problem. If the ACFS Checker is running, then run the ACFS Fixer to resolve the problem.

ACFS-07379: directory has invalid free block list\nfor file:\n*nstring*

Cause: The free block list of the indicated directory file was invalid. There are three possible causes: 1. One or more of the file's directory structures had an invalid structure header. 2. The _next_free_dirnode property of one or more of the file's directory structures was incorrect. 3. The _dir_entry_free_list_head property of the _Private directory structure was incorrect.

Action: If the ACFS Fixer is currently running, then no further action is needed. The ACFS Fixer will resolve the problem. If the ACFS Checker is running, then run the ACFS Fixer to resolve the problem.

ACFS-07381: directory _Private structure has incorrect _dir_entry_free_list_tail value\n found: *number*, but expected to find: *number*\nfor file:\nstring

Cause: The _dir_entry_free_list_tail property of the indicated _Private directory structure was incorrect.

Action: If the ACFS Fixer is currently running, then no further action is needed. The ACFS Fixer will resolve the problem. If the ACFS Checker is running, then run the ACFS Fixer to resolve the problem.

ACFS-07382: directory has invalid hash block free list; invalid reference for free hash block\n found: *number* maximum: *number*\nfor file:\nstring

Cause: The hash block free list of the indicated directory file was invalid. There are two possible causes: 1. The _hash_blk_free_list property of the _Private directory structure referenced a block that exceeded the directory's size. 2. The _next_free_blk property of a directory free block referenced a block that exceeded the directory's size.

Action: If the ACFS Fixer is currently running, then no further action is needed. The ACFS Fixer will resolve the problem. If the ACFS Checker is running, then run the ACFS Fixer to resolve the problem.

ACFS-07383: directory has invalid hash block free list\nfor file:\nstring

Cause: The free hash block list of the indicated directory file was invalid. There are three possible causes: 1. One or more of the file's directory structures had an invalid structure header. 2. The next_free_blk property of one or more of the file's directory structures was incorrect. 3. The hash_blk_free_list property of the _Private directory structure was incorrect.

Action: If the ACFS Fixer is currently running, then no further action is needed. The ACFS Fixer will resolve the problem. If the ACFS Checker is running, then run the ACFS Fixer to resolve the problem.

ACFS-07384: snapshot: *string* (identifier: *number*) has invalid _SnapIncarnationNumber\n found: 0, but expected to find: > 0\nfor structure:\nstring

Cause: File system checking has identified the metadata inconsistency reported in the message.

Action: If the message was generated by the ACFS Fixer, then no further action is needed. The ACFS Fixer will resolve the problem. If the message was generated by the ACFS Checker, then run the ACFS Fixer to resolve the problem. Frequent metadata inconsistencies may point to internal errors. In this case, contact Oracle Support Services.

ACFS-07385: directory has orphan Directory_Node metadata structure for block *number* at disk offset: *string*\nfor file:\nstring

Cause: The indicated directory file had a Directory_Node metadata structure that was not found on any directory node list.

Action: If the ACFS Fixer is currently running, then no further action is needed. The ACFS Fixer will resolve the problem. If the ACFS Checker is running, then run the ACFS Fixer to resolve the problem.

ACFS-07386: directory has incorrect _FileSize value\n found: *string*, but expected to find: *string*\nfor file:\nstring

Cause: The _FileSize property of the indicated directory file was incorrect.

Action: If the ACFS Fixer is currently running, then no further action is needed. The ACFS Fixer will resolve the problem. If the ACFS Checker is running, then run the ACFS Fixer to resolve the problem.

ACFS-07388: directory contains invalid `_Private` structure for block *number* at disk offset: *string*\nfor file:\n*nstring*

Cause: A `_Private` metadata structure of the indicated directory file was found in the wrong block. `_Private` metadata structures must be located at block one of a directory's metadata.

Action: If the ACFS Fixer is currently running, then no further action is needed. The ACFS Fixer will resolve the problem. If the ACFS Checker is running, then run the ACFS Fixer to resolve the problem.

ACFS-07389: directory has orphan free block *number* at disk offset: *string*\nfor file:\n*nstring*

Cause: The indicated directory file had a free block that was not found on the directory's free list.

Action: If the ACFS Fixer is currently running, then no further action is needed. The ACFS Fixer will resolve the problem. If the ACFS Checker is running, then run the ACFS Fixer to resolve the problem.

ACFS-07391: directory has invalid metadata structure *string* type for block *number* at disk offset: *string*\nfor file:\n*nstring*

Cause: The structure found at the block of the indicated directory file was not a valid directory metadata structure.

Action: If the ACFS Fixer is currently running, then no further action is needed. The ACFS Fixer will resolve the problem. If the ACFS Checker is running, then run the ACFS Fixer to resolve the problem.

ACFS-07392: Directory_Entry has incorrect or invalid `_attributes` value\n found: *string*\n, but expected to find: *string*\nfor file:\n*nstring*

Cause: The `_attributes` property of the indicated `Directory_Entry` was incorrect.

Action: If the ACFS Fixer is currently running, then no further action is needed. The ACFS Fixer will resolve the problem. If the ACFS Checker is running, then run the ACFS Fixer to resolve the problem.

ACFS-07395: directory has incorrect or invalid `_attributes` values\n found: *string*\n, but expected to find: *string*\nfor file:\n*nstring*

Cause: The `_attributes` property of the indicated directory file was incorrect.

Action: If the ACFS Fixer is currently running, then no further action is needed. The ACFS Fixer will resolve the problem. If the ACFS Checker is running, then run the ACFS Fixer to resolve the problem.

ACFS-07396: directory has incorrect `Hash_Table` data\nfor file:\n*nstring*

Cause: The `Hash_Table` of the indicated directory file contained inconsistent data. Refer to the accompanying message(s) for more information on the problem.

Action: Correct the problem described in the accompanying messages if possible and rerun `fsck` (Unix or Linux) or `acfschkdsk.exe` (Windows).

ACFS-07399: directory has incorrect `_LinkCount` value\n found: *number*, but expected to find: *number*\nfor file:\n*nstring*

Cause: The `_LinkCount` property of the indicated directory file was incorrect.

Action: If the ACFS Fixer is currently running, then no further action is needed. The ACFS Fixer will resolve the problem. If the ACFS Checker is running, then run the ACFS Fixer to resolve the problem.

ACFS-07400: mismatch between _NOLSTXPTR feature and _NOUPHDRPTR feature\n _NOLSTXPTR: *string* _NOUPHDRPTR: *string*\nfor file:\n*nstring*

Cause: File system checking has identified the metadata inconsistency reported in the message.

Action: If the message was generated by the ACFS Fixer, then no further action is needed. The ACFS Fixer will resolve the problem. If the message was generated by the ACFS Checker, then run the ACFS Fixer to resolve the problem. Frequent metadata inconsistencies may point to internal errors. In this case, contact Oracle Support Services.

ACFS-07401: write failed for Deferred_Remove_File_List metadata structure at disk offset: *string* size: *number* bytes\nstructure type: *string* \nfor file:\n*nstring*

Cause: An attempt to write metadata on the indicated file failed. Refer to accompanying message(s) for more information on the problem.

Action: If the ACFS Fixer is currently running, then no further action is needed. The ACFS Fixer will resolve the problem. If the ACFS Checker is running, then run the ACFS Fixer to resolve the problem.

ACFS-07402: Deferred_Delete_Storage_List structure has invalid delete list pointers: _PrevDeferredListLink: *string* _NextDeferredListLink: *string*\nfor structure:\n*nstring*

Cause: The _PrevDeferredListLink or _NextDeferredListLink property of of the indicated structure were incorrect. Both values must be zero or non-zero.

Action: If the ACFS Fixer is currently running, then no further action is needed. The ACFS Fixer will resolve the problem. If the ACFS Checker is running, then run the ACFS Fixer to resolve the problem.

ACFS-07403: write failed for Deferred_Remove_Storage_List metadata structure at disk offset: *string* size: *number* bytes\nstructure type: *string* \nfor file: \n*nstring*

Cause: An attempt to write metadata of the indicated failed. Refer to accompanying message(s) for more information on the problem.

Action: If the ACFS Fixer is currently running, then no further action is needed. The ACFS Fixer will resolve the problem. If the ACFS Checker is running, then run the ACFS Fixer to resolve the problem.

ACFS-07407: Snap_Map_Header contains invalid _SnapCreatePending field \nfound: 0, but expected to find: > 0\nfor structure:\n*nstring*

Cause: The acfsdbg utility has identified the metadata inconsistency reported in the accompanying message.

Action: Run the ACFS Fixer to resolve the problem. Frequent metadata inconsistencies may point to internal errors. In this case, contact Oracle Support Services.

ACFS-07408: Snap_Map_Header contains invalid _SnapDeletePending field \nfound: 0, but expected to find: > 0\nfor structure:\n*nstring*

Cause: The acfsdbg utility has identified the metadata inconsistency reported in the accompanying message.

Action: Run the ACFS Fixer to resolve the problem. Frequent metadata inconsistencies may point to internal errors. In this case, contact Oracle Support Services.

ACFS-07411: snapshot metadata checking will be limited due to an error reading snapshot metadata

Cause: An attempt to read snapshot metadata failed. Snapshot validation was limited since not all snapshot metadata was not available.

Action: If the ACFS Fixer is currently running, then no further action is needed. The ACFS Fixer will resolve the problem. If the ACFS Checker is running, then run the ACFS Fixer to resolve the problem.

ACFS-07412: Accelerator Volume_Disk_Header has invalid _VolSignature value\n found: 'string'\n, expected: string\nfor structure: \nstring

Cause: File system checking has identified the metadata inconsistency reported in the message.

Action: If the message was generated by the ACFS Fixer, then no further action is needed. The ACFS Fixer will resolve the problem. If the message was generated by the ACFS Checker, then run the ACFS Fixer to resolve the problem. Frequent metadata inconsistencies may point to internal errors. In this case, contact Oracle Support Services.

ACFS-07413: unable to create internal structure needed for processing

Cause: Refer to the accompanying message(s) for more information on the problem.

Action: Correct the problem described in the accompanying messages if possible and rerun fsck (Unix or Linux) or acfschkdsk.exe (Windows).

ACFS-07414: snapshot: string (identifier: number) has invalid snap_map_tuples for file:\nstring

Cause: File system checking has identified the metadata inconsistency reported in the message.

Action: If the message was generated by the ACFS Fixer, then no further action is needed. The ACFS Fixer will resolve the problem. If the message was generated by the ACFS Checker, then run the ACFS Fixer to resolve the problem. Frequent metadata inconsistencies may point to internal errors. In this case, contact Oracle Support Services.

ACFS-07415: invalid snap_map_tuple: (string, string) for disk offset: string

Cause: File system checking has identified the metadata inconsistency reported in the message.

Action: If the message was generated by the ACFS Fixer, then no further action is needed. The ACFS Fixer will resolve the problem. If the message was generated by the ACFS Checker, then run the ACFS Fixer to resolve the problem. Frequent metadata inconsistencies may point to internal errors. In this case, contact Oracle Support Services.

ACFS-07416: file has invalid _FileSize value\n found: string minimum: string\nfor file:\nstring

Cause: The _FileSize property of the indicated file was invalid.

Action: If the ACFS Fixer is currently running, then no further action is needed. The ACFS Fixer will resolve the problem. If the ACFS Checker is running, then run the ACFS Fixer to resolve the problem.

ACFS-07417: Snap_Map_Header structure has invalid _snap_incarnation values; _SnapHighestActiveIncarnNumber: *number* must be less than _SnapNextIncarnationNumber: *number*\nfor structure:\nstring

Cause: One or both of the _SnapHighestActiveIncarnNumber and _SnapNextIncarnationNumber properties of the indicated Snap_Map_Header metadata structure was incorrect.

Action: If the ACFS Fixer is currently running, then no further action is needed. The ACFS Fixer will resolve the problem. If the ACFS Checker is running, then run the ACFS Fixer to resolve the problem.

ACFS-07418: Snap_Map_Header structure has invalid _SnapCreatePending value \n found: *number*, but expected to find: *number* or < *number*\nfor structure:\nstring

Cause: The _SnapCreatePending property of the indicated Snap_Map_Header metadata structure was incorrect. The _SnapCreatePending value must be zero or less than the value indicated in the message.

Action: If the ACFS Fixer is currently running, then no further action is needed. The ACFS Fixer will resolve the problem. If the ACFS Checker is running, then run the ACFS Fixer to resolve the problem.

ACFS-07419: Snap_Map_Header structure has invalid _SnapDeletePending value \n found: *number*, but expected to find: *number* or < *number*\nfor structure:\nstring

Cause: The _SnapDeletePending property of the indicated Snap_Map_Header metadata structure was incorrect. The _SnapDeletePending value must be zero or less than the value indicated in the message.

Action: If the ACFS Fixer is currently running, then no further action is needed. The ACFS Fixer will resolve the problem. If the ACFS Checker is running, then run the ACFS Fixer to resolve the problem.

ACFS-07420: found partially created snapshot for snapshot: '*string*'

Cause: Initialization of the indicated snapshot did not complete. There are two possible causes: 1. The volume went offline while the snapshot was being created. 2. The process creating the snapshot was unexpectedly terminated do to a shutdown of the system.

Action: If the ACFS Fixer is currently running, then no further action is needed. The ACFS Fixer will resolve the problem. If the ACFS Checker is running, then run the ACFS Fixer to resolve the problem. The ACFS Fixer will remove this snapshot.

ACFS-07421: found partially deleted snapshot

Cause: A snapshot was not completely deleted. There are several possible causes: 1. The volume was unmounted before the asynchronous phase of snapshot deletion had completed. 2. The volume went offline while the snapshot was being deleted. 3. The process deleting the snapshot was unexpectedly terminated do to a shutdown of the system.

Action: If the ACFS Fixer is currently running, then no further action is needed. The ACFS Fixer will resolve the problem. If the ACFS Checker is running, then run the ACFS Fixer to resolve the problem. The ACFS Fixer will remove this snapshot.

ACFS-07423: snapshot '*string*' has invalid file identifier\n found: *string* maximum: *string*\nfor structure:\nstring

Cause: The file identifier property of the indicated snapshot was invalid. Its value exceeded the maximum value for the file system.

Action: If the ACFS Fixer is currently running, then no further action is needed. The ACFS Fixer will resolve the problem. If the ACFS Checker is running, then run the ACFS Fixer to resolve the problem.

ACFS-07424: snapshot '*string*' has invalid `_SnapIncarnationNumber` value\n found: *number* maximum: *number*\nfor structure:\n*nstring*

Cause: The `_SnapIncarnationNumber` property of the indicated snapshot was invalid.

Action: If the ACFS Fixer is currently running, then no further action is needed. The ACFS Fixer will resolve the problem. If the ACFS Checker is running, then run the ACFS Fixer to resolve the problem.

ACFS-07425: snapshot (`_snapid` value: *string*) has invalid name: '*string*'\nfor structure:\n*nstring*

Cause: The name of indicated snapshot contained invalid characters.

Action: If the ACFS Fixer is currently running, then no further action is needed. The ACFS Fixer will resolve the problem. If the ACFS Checker is running, then run the ACFS Fixer to resolve the problem.

ACFS-07426: snapshot '*string*' has invalid `_SnapVisibility` value\n found: *number*, but expected to find: *number* or *number*\nfor structure:\n*nstring*

Cause: The `_SnapVisibility` property of the indicated snapshot was invalid.

Action: If the ACFS Fixer is currently running, then no further action is needed. The ACFS Fixer will resolve the problem. If the ACFS Checker is running, then run the ACFS Fixer to resolve the problem.

ACFS-07427: duplicate `_SnapIncarnationNumber`: *number* found for snapshots '*string*' and '*string*'

Cause: The `_SnapIncarnationNumber` property of the indicated snapshots had the same value. `_SnapIncarnationNumber` values must be unique across all snapshots.

Action: If the ACFS Fixer is currently running, then no further action is needed. The ACFS Fixer will resolve the problem. If the ACFS Checker is running, then run the ACFS Fixer to resolve the problem. The ACFS Fixer will delete the second snapshot.

ACFS-07429: `Snap_Map_Header` structure has incorrect `_SnapCount` value\n found: *number*, but expected to find: *number*\nfor structure:\n*nstring*

Cause: The `_SnapCount` property of the indicated `Snap_Map_Header` metadata structure was incorrect. The `_SnapCount` value did not match the number of valid snapshots found.

Action: If the ACFS Fixer is currently running, then no further action is needed. The ACFS Fixer will resolve the problem. If the ACFS Checker is running, then run the ACFS Fixer to resolve the problem.

ACFS-07430: cannot determine free space for volume associated with directory '*string*'; attempting to continue with current directory '*string*'

Cause: A temporary file is needed to store information during processing. This file was targeted for the indicated directory. The ACFS Checker was unable to determine the mount of space available for the volume associated with the directory. Refer to the accompanying message(s) for more information on the problem.

Action: No further action is needed. The ACFS Checker/Fixer will attempt to continue processing with the current directory.

ACFS-07431: cannot determine free space for volume associated with current directory '*string*'

Cause: A temporary file is needed to store information during processing. This file was targeted for the current directory. The ACFS Checker was unable to determine the amount of space available for the volume associated with the directory. Refer to the accompanying message(s) for more information on the problem.

Action: Correct the problem described in the accompanying messages if possible and rerun fsck (Unix or Linux) or acfschkdsk.exe (Windows).

ACFS-07432: insufficient space available to store temporary file in \ndirectory '*string*' or directory '*string*'\n space needed: *number* bytes\n- unable to continue

Cause: A temporary file is needed to store information during processing but there was not enough space to store the file in either of the The size of this file is dependent on the size of the file system. indicated directories.

Action: Provide sufficient space as described in the message to store the the temporary file in either of the indicated directories. Rerun the ACFS Checker/Fixer once there is sufficient storage to store the temporary file.

ACFS-07435: invalid path name length for temporary file\n length: *number* minimum: *number* maximum: *number*

Cause: The path name for a temporary file does not exist or its length exceeds the maximum for this system. Refer to the accompanying message(s) for more information on the problem.

Action: Correct the problem described in the accompanying messages if possible and rerun fsck (Unix or Linux) or acfschkdsk.exe (Windows).

ACFS-07436: *string* has encountered an internal error: invalid parameter passed to fb_create

Cause: The ACFS Checker/Fixer or ACFS Debug utility has encountered an unexpected, internal error.

Action: Contact Oracle Support Services.

ACFS-07437: *string* has encountered an internal error: invalid parameter passed to fb_ref\n disk offset: *string* size: *string* fbSize: *string* fbCacheSize: *string*

Cause: The ACFS Checker/Fixer or ACFS Debug utility has encountered an unexpected, internal error.

Action: Contact Oracle Support Services.

ACFS-07438: file has storage allocated to it that is also allocated to another file\nfor file:\n*nstring*

Cause: Storage allocated to the indicated file was also allocated to at least one other file. Storage can only be allocated to a single file. Storage can never be allocated to multiple files.

Action: If the ACFS Fixer is currently running, then no further action is needed. The ACFS Fixer will resolve the problem. If the ACFS Checker is running, then run the ACFS Fixer to resolve the problem.

ACFS-07439: Snapshot_BitMap conflicts with the Global_BitMap for disk offset: *string*

Cause: One or more snapshot bitmaps claimed storage that was also claimed by the Global_BitMap.

Action: If the ACFS Fixer is currently running, then no further action is needed. The ACFS Fixer will resolve the problem. If the ACFS Checker is running, then run the ACFS Fixer to resolve the problem. The ACFS Fixer will remove all snapshots whose bitmap conflicts with the Global_BitMap.

ACFS-07440: Snapshot_BitMap has bit set for non-existing snapshot for disk offset: *string*

Cause: One or more bitmaps reserved for unused snapshot incorrectly claimed storage. Bitmaps for snapshots that are not in use cannot claim any storage.

Action: If the ACFS Fixer is currently running, then no further action is needed. The ACFS Fixer will resolve the problem. If the ACFS Checker is running, then run the ACFS Fixer to resolve the problem.

ACFS-07441: Snapshot_BitMap has bits set for storage at disk offset: *string* that is beyond the file system size

Cause: One or more snapshot bitmaps incorrectly claimed storage that exceeded the size of the file system.

Action: If the ACFS Fixer is currently running, then no further action is needed. The ACFS Fixer will resolve the problem. If the ACFS Checker is running, then run the ACFS Fixer to resolve the problem.

ACFS-07443: Global_BitMap has invalid value for number of bits set\n found: *string* maximum: *string*\nfor file:\n*nstring*

Cause: The Global_BitMap property that indicates the number of bits set exceeded the size of the bitmap.

Action: If the ACFS Fixer is currently running, then no further action is needed. The ACFS Fixer will resolve the problem. If the ACFS Checker is running, then run the ACFS Fixer to resolve the problem.

ACFS-07444: Global_BitMap has invalid value for number of bits set.\n found: *string*, but expected to find: *string*\nfor file:\n*nstring*

Cause: The Global_BitMap property that indicates the number of bits set did not match the amount of storage allocated to all valid files.

Action: If the ACFS Fixer is currently running, then no further action is needed. The ACFS Fixer will resolve the problem. If the ACFS Checker is running, then run the ACFS Fixer to resolve the problem.

ACFS-07445: Global_BitMap has invalid value for next offset to search\n found: *string* maximum: *string*\nfor file:\n*nstring*

Cause: The Global_BitMap property that indicates the next offset to search for available bits to allocate exceeded the size of the bitmap.

Action: If the ACFS Fixer is currently running, then no further action is needed. The ACFS Fixer will resolve the problem. If the ACFS Checker is running, then run the ACFS Fixer to resolve the problem.

ACFS-07446: mismatch between temporary Global_BitMap and on-disk Global_BitMap

Cause: The temporary Global_BitMap that was populated by traversing all valid file system data did not match the on-disk copy of the Global_BitMap.

Action: If the ACFS Fixer is currently running, then no further action is needed. The ACFS Fixer will resolve the problem. If the ACFS Checker is running, then run the ACFS Fixer to resolve the problem.

ACFS-07447: invalid snap_map_tuple for disk offset: *string*\n found: (0, 0), but expected non-zero values\nfor file:\nstring

Cause: File system checking has identified the metadata inconsistency reported in the message.

Action: If the message was generated by the ACFS Fixer, then no further action is needed. The ACFS Fixer will resolve the problem. If the message was generated by the ACFS Checker, then run the ACFS Fixer to resolve the problem. Frequent metadata inconsistencies may point to internal errors. In this case, contact Oracle Support Services.

ACFS-07448: invalid snap_map_tuple for disk offset: *string*\n found: (0, 0), but expected non-zero values

Cause: File system checking has identified the metadata inconsistency reported in the message.

Action: If the message was generated by the ACFS Fixer, then no further action is needed. The ACFS Fixer will resolve the problem. If the message was generated by the ACFS Checker, then run the ACFS Fixer to resolve the problem. Frequent metadata inconsistencies may point to internal errors. In this case, contact Oracle Support Services.

ACFS-07449: snapshot '*string*' storage bitmap is incorrectly set for disk offset: *string*

Cause: The bitmap of the indicated snapshot claimed storage that was allocated to allocated file. Storage can only be allocated to a single file. Storage can never be allocated to multiple files.

Action: If the ACFS Fixer is currently running, then no further action is needed. The ACFS Fixer will resolve the problem. If the ACFS Checker is running, then run the ACFS Fixer to resolve the problem. The ACFS Fixer will remove this snapshot.

ACFS-07450: snapshot '*string*' storage bitmap is not set for disk offset: *string*

Cause: The bitmap of the indicated snapshot did not claim storage that was allocated to one of its files. A snapshot's bitmap must claim all storage allocated to its files.

Action: If the ACFS Fixer is currently running, then no further action is needed. The ACFS Fixer will resolve the problem. If the ACFS Checker is running, then run the ACFS Fixer to resolve the problem. The ACFS Fixer will remove this snapshot.

ACFS-07451: snapshot '*string*' storage bitmap is incorrectly set for disk offset: *string* with no corresponding file data

Cause: The bitmap of the indicated snapshot claimed storage but the storage was not allocated to any file.

Action: If the ACFS Fixer is currently running, then no further action is needed. The ACFS Fixer will resolve the problem. If the ACFS Checker is running, then run the ACFS Fixer to resolve the problem.

ACFS-07452: unable to locate directory for snapshot '*string*' (id: *number*)\n processing will continue for other snapshots

Cause: The directory of the indicated snapshot was not found. This snapshot could not be processed.

Action: If the ACFS Fixer is currently running, then no further action is needed. The ACFS Fixer will resolve the problem. If the ACFS Checker is running, then run the ACFS Fixer to resolve the problem.

**ACFS-07453: Snap_Root_Directory file identifier for snapshot '*string*' was incorrect
\n found: *string*, but expected to find: *string*\nfor structure:\n*nstring***

Cause: The Snap_Root_Directory file identifier property of the indicated snapshot was incorrect.

Action: If the ACFS Fixer is currently running, then no further action is needed. The ACFS Fixer will resolve the problem. If the ACFS Checker is running, then run the ACFS Fixer to resolve the problem.

ACFS-07455: unable to open file: *string*

Cause: An attempt to open a file failed. Refer to the accompanying message(s) for more information on the error.

Action: Correct the problem described in the accompanying messages if possible and rerun fsck (Unix or Linux) or acfschkdsk.exe (Windows).

**ACFS-07456: Global_Metadata_Directory structure has incorrect
\n_accelerator_GBM_fileid value\n found: *string*, but expected to find: *string*\nfor
structure:\n*nstring***

Cause: File system checking has identified the metadata inconsistency reported in the message.

Action: If the message was generated by the ACFS Fixer, then no further action is needed. The ACFS Fixer will resolve the problem. If the message was generated by the ACFS Checker, then run the ACFS Fixer to resolve the problem. Frequent metadata inconsistencies may point to internal errors. In this case, contact Oracle Support Services.

**ACFS-07458: The request to cancel *string* was incomplete because volume *string*
was not accessible. The file system cannot be mounted in this state.\nRerun *string*
once the volume is accessible to enable file system mounts.**

Cause: The ACFS Checker/Fixer could not reset the volume to allow for file system mounts because the volume was not accessible. Refer to the accompanying message(s) for more information on the error.

Action: Rerun the ACFS Checker/Fixer once the volume is accessible to enable file system mounts.

**ACFS-07459: Volume_Label metadata structure has invalid _VolLabelLength value
\n found: *number* maximum: *number*\nfor structure:\n*nstring***

Cause: The _VolLabelLength property of the indicated Volume_Label metadata structure exceeded the maximum value.

Action: If the ACFS Fixer is currently running, then no further action is needed. The ACFS Fixer will resolve the problem. If the ACFS Checker is running, then run the ACFS Fixer to resolve the problem.

**ACFS-07460: Volume_Label metadata structure has invalid _VolIDLength value\n
found: *number* maximum: *number*\nfor structure:\n*nstring***

Cause: The _VolIDLength property of the indicated Volume_Label metadata structure exceeded the maximum value.

Action: If the ACFS Fixer is currently running, then no further action is needed. The ACFS Fixer will resolve the problem. If the ACFS Checker is running, then run the ACFS Fixer to resolve the problem.

ACFS-07461: Volume_Label metadata structure has invalid _ClusterNameLength value\n found: *number* maximum: *number*\nfor structure:\n*nstring*

Cause: The _ClusterNameLength property of the indicated Volume_Label metadata structure exceeded the maximum value.

Action: If the ACFS Fixer is currently running, then no further action is needed. The ACFS Fixer will resolve the problem. If the ACFS Checker is running, then run the ACFS Fixer to resolve the problem.

ACFS-07462: file has incorrect or invalid _attributes values\n found: *string*\n valid values: *string*\nfor file:\n*nstring*

Cause: The _attributes property of the indicated file contained invalid and/or incorrect values.

Action: If the ACFS Fixer is currently running, then no further action is needed. The ACFS Fixer will resolve the problem. If the ACFS Checker is running, then run the ACFS Fixer to resolve the problem.

ACFS-07463: Global_Metadata_Directory structure has incorrect _accelerator_snap_map_fileid value\n found: *string*, but expected to find: *string* \nfor structure:\n*nstring*

Cause: File system checking has identified the metadata inconsistency reported in the message.

Action: If the message was generated by the ACFS Fixer, then no further action is needed. The ACFS Fixer will resolve the problem. If the message was generated by the ACFS Checker, then run the ACFS Fixer to resolve the problem. Frequent metadata inconsistencies may point to internal errors. In this case, contact Oracle Support Services.

ACFS-07464: file has invalid _attributes value\n found: *string*\nfor file:\n*nstring*

Cause: The _attributes property of the indicated file contained invalid values. These values are not supported on Windows systems.

Action: If the ACFS Fixer is currently running, then no further action is needed. The ACFS Fixer will resolve the problem. If the ACFS Checker is running, then run the ACFS Fixer to resolve the problem.

ACFS-07465: file has _attributes set that are mutually exclusive\n found: *string* \nfor file:\n*nstring*

Cause: The _attributes property of the indicated file describe more than one type of file. File types are mutually exclusive.

Action: If the ACFS Fixer is currently running, then no further action is needed. The ACFS Fixer will resolve the problem. If the ACFS Checker is running, then run the ACFS Fixer to resolve the problem.

ACFS-07466: file has no _attributes value\nfor file:\n*nstring*

Cause: The _attributes property of the indicated file did not describe a file type. The _attributes property must describe a valid file type.

Action: If the ACFS Fixer is currently running, then no further action is needed. The ACFS Fixer will resolve the problem. If the ACFS Checker is running, then run the ACFS Fixer to resolve the problem.

ACFS-07467: metadata structure has a non-zero value for field: *string*\nfor structure:\n*nstring*

Cause: The indicated ACFS metadata structure had a reserved or unused field that contained a non-zero value. The field was overwritten or was not initialized correctly.

Action: If the ACFS Fixer is currently running, then no further action is needed. The ACFS Fixer will resolve the problem. If the ACFS Checker is running, then run the ACFS Fixer to resolve the problem.

ACFS-07468: file has invalid *_SynchFlags* value\n found: *string*\nfor file:\n*nstring*

Cause: The *_SynchFlags* property of the indicated file contained values that were not within the range of valid values.

Action: If the ACFS Fixer is currently running, then no further action is needed. The ACFS Fixer will resolve the problem. If the ACFS Checker is running, then run the ACFS Fixer to resolve the problem.

ACFS-07469: file cannot be modified; *_SynchFlag* value:\n found: *string*\nfor file:\n*nstring*

Cause: The indicated file had an internal inconsistency that prevented it from being modified.

Action: If the ACFS Fixer is currently running, then no further action is needed. The ACFS Fixer will resolve the problem. If the ACFS Checker is running, then run the ACFS Fixer to resolve the problem.

ACFS-07470: file cannot be accessed; *_SynchFlag* value:\n found: *string*\nfor file:\n*nstring*

Cause: The indicated file had an internal inconsistency that prevented it from being accessed.

Action: If the ACFS Fixer is currently running, then no further action is needed. The ACFS Fixer will resolve the problem. If the ACFS Checker is running, then run the ACFS Fixer to resolve the problem.

ACFS-07471: file incorrectly marked for deletion with *_SynchFlag* value:\n found: *string*\nfor file:\n*nstring*

Cause: The *_SynchFlag* property of the indicated file incorrectly identified the file as marked for deletion while it was still part of a valid directory.

Action: If the ACFS Fixer is currently running, then no further action is needed. The ACFS Fixer will resolve the problem. If the ACFS Checker is running, then run the ACFS Fixer to resolve the problem.

ACFS-07474: invalid program name\n found: *string*, but expected to find: *string* or *string*

Cause: The ACFS Checker/Fixer or Debug utility has been renamed to a value that is not recognized.

Action: Rename the program to the corresponding value listed in the message and rerun the program.

ACFS-07475: attempting to continue with standard memory heap

Cause: The file system checker was unable to use the more efficient memory allocation facility, so the file system checker attempted to continue with the standard memory allocation facility.

Action: None

ACFS-07481: An I/O error occurred while reading ACFS metadata, some snapshot metadata checks will not be performed.

Cause: The I/O error prevented full snapshot checking because required ACFS metadata was not available. Refer to the accompanying message(s) for more information on the error.

Action: Correct the problem described in the accompanying messages if possible and rerun fsck (Unix or Linux) or acfschkdsk.exe (Windows).

ACFS-07482: snapshot *string* with *_snapid* value: *string* has invalid parent snapshot with *_snapid* value: *string*

Cause: The indicated snapshot does not have a valid parent.

Action: If the ACFS Fixer is currently running, then no further action is needed. The ACFS Fixer will resolve the problem. If the ACFS Checker is running, then run the ACFS Fixer to resolve the problem.

ACFS-07483: snapshot with *_snapid* value: *string* has invalid ancestor snapshot

Cause: The indicated snapshot has an invalid ancestor snapshot.

Action: If the ACFS Fixer is currently running, then no further action is needed. The ACFS Fixer will resolve the problem. If the ACFS Checker is running, then run the ACFS Fixer to resolve the problem.

ACFS-07484: valid ACFS volume path name required

Cause: A valid volume path name was not entered.

Action: Rerun the ACFS Checker/Fixer or Debug utility with a valid ACFS volume path name as the final argument.

ACFS-07485: unable to determine temporary directory

Cause: An attempt to determine the system's temporary directory failed. For UNIX systems this directory is either "/usr/tmp" or "/tmp". For Windows systems this directory is the system's temporary folder. Refer to the accompanying message(s) for more information on the error.

Action: Correct the problem described in the accompanying messages if possible and rerun fsck (Unix or Linux) or acfschkdsk.exe (Windows).

ACFS-07486: unable to determine current directory

Cause: An attempt to determine the current directory failed. Refer to the accompanying message(s) for more information on the error.

Action: Correct the problem described in the accompanying messages if possible and rerun fsck (Unix or Linux) or acfschkdsk.exe (Windows).

ACFS-07487: unable to open volume: *string*

Cause: An attempt to open a volume failed. Refer to the accompanying message(s) for more information on the error.

Action: Correct the problem described in the accompanying messages if possible and rerun fsck (Unix or Linux) or acfschkdsk.exe (Windows).

ACFS-07488: This volume is now in a mountable state. \nThe file system was not checked before changing the volume's state. \nUse of this file system may encounter serious errors since it has \nnot been checked.

Cause: The volume was forced into a mountable state without checking the integrity of the file system. The file system may contain incorrect or invalid data.

Action: Run the ACFS Checker/Fixer before attempting to mount the file system.

ACFS-07489: maximum number of passes: *number* exceeded, program terminating

Cause: There are two possible causes: 1. There is a problem with the file system that the ACFS Fixer cannot repair. 2. The ACFS Fixer has encountered an internal problem.

Action: Contact Oracle Support Services.

ACFS-07490: Metadata structure has non-zero values for various fields\nfor structure:\nstring

Cause: File system checking has identified the metadata inconsistency reported in the message.

Action: If the message was generated by the ACFS Fixer, then no further action is needed. The ACFS Fixer will resolve the problem. If the message was generated by the ACFS Checker, then run the ACFS Fixer to resolve the problem. Frequent metadata inconsistencies may point to internal errors. In this case, contact Oracle Support Services.

ACFS-07498: extent[*number*] has invalid _Length value\n found: *string*, but expected to find multiple of: *string*\nfor file:\nstring

Cause: The _Length property of an extent structure of the indicated file was invalid. _Length values must be a multiple of the file system allocation unit size.

Action: If the ACFS Fixer is currently running, then no further action is needed. The ACFS Fixer will resolve the problem. If the ACFS Checker is running, then run the ACFS Fixer to resolve the problem.

ACFS-07499: extent[*number*] has invalid _Length value\n found: *string*, but expected to find multiple of: *string*\nfor structure:\nstring

Cause: The _Length property of an extent of the indicated extent structure was invalid. _Length values must be a multiple of the file system allocation unit size.

Action: If the ACFS Fixer is currently running, then no further action is needed. The ACFS Fixer will resolve the problem. If the ACFS Checker is running, then run the ACFS Fixer to resolve the problem.

ACFS-07500: extent[*number*] has invalid _FileOffset value\n found: *string*, but expected to find multiple of: *string*\nfor file:\nstring

Cause: The _FileOffset property of an extent structure of the indicated file was invalid. _FileOffset values must be a multiple of the file system allocation unit size.

Action: If the ACFS Fixer is currently running, then no further action is needed. The ACFS Fixer will resolve the problem. If the ACFS Checker is running, then run the ACFS Fixer to resolve the problem.

ACFS-07501: extent[*number*] has invalid _FileOffset value\n found: *string*, but expected to find multiple of: *string*\nfor structure:\nstring

Cause: The _FileOffset property of an extent of the indicated extent structure was invalid. _FileOffset values must be a multiple of the file system allocation unit size.

Action: If the ACFS Fixer is currently running, then no further action is needed. The ACFS Fixer will resolve the problem. If the ACFS Checker is running, then run the ACFS Fixer to resolve the problem.

ACFS-07502: extent[*number*] has invalid _PhysicalDiskOffset value\n found: *string*, but expected to find multiple of: *string*\nfor file:\n*nstring*

Cause: The _PhysicalDiskOffset property of an extent structure of the indicated file was invalid. _PhysicalDiskOffset values must be a multiple of the file system allocation unit size.

Action: If the ACFS Fixer is currently running, then no further action is needed. The ACFS Fixer will resolve the problem. If the ACFS Checker is running, then run the ACFS Fixer to resolve the problem.

ACFS-07503: extent[*number*] has invalid _PhysicalDiskOffset value\n found: *string*, but expected to find multiple of: *string*\nfor structure:\n*nstring*

Cause: The _PhysicalDiskOffset property of an extent of the indicated extent structure was invalid. _PhysicalDiskOffset values must be a multiple of the file system allocation unit size.

Action: If the ACFS Fixer is currently running, then no further action is needed. The ACFS Fixer will resolve the problem. If the ACFS Checker is running, then run the ACFS Fixer to resolve the problem.

ACFS-07504: snapshot with _snapid value: *string* has invalid ancestor snapshot (_cycle)

Cause: The indicated snapshot has an invalid ancestor snapshot.

Action: If the ACFS Fixer is currently running, then no further action is needed. The ACFS Fixer will resolve the problem. If the ACFS Checker is running, then run the ACFS Fixer to resolve the problem.

ACFS-07505: metadata structure read failed at disk offset: *string* for structure: *string*

Cause: An attempt to read the indicated metadata structure at the described disk offset failed. Refer to the accompanying message(s) for more information on the problem.

Action: Correct the problem described in the accompanying messages if possible and rerun the program.

ACFS-07519: Snap_Map_Header structure has invalid _SnapConvertPending value \n found: *number*, but expected to find: less than *number*\nfor structure:\n*nstring*

Cause: The _SnapConvertPending property of the indicated Snap_Map_Header metadata structure was incorrect. The _SnapConvertPending value must be zero or less than the value indicated in the message.

Action: If the ACFS Fixer is currently running, then no further action is needed. The ACFS Fixer will resolve the problem. If the ACFS Checker is running, then run the ACFS Fixer to resolve the problem.

ACFS-07520: Snap_Map_Info structure has invalid _SnapInfoFlags value\n found: *string*\nfor structure:\n*nstring*

Cause: The _SnapInfoFlags property of the indicated Snap_Map_Info metadata structure was invalid.

Action: If the ACFS Fixer is currently running, then no further action is needed. The ACFS Fixer will resolve the problem. If the ACFS Checker is running, then run the ACFS Fixer to resolve the problem.

ACFS-07521: Snap_Map_Info structure has invalid _SnapAncestorIncarn value\n found: *string*\nfor structure:\nstring

Cause: The _SnapAncestorIncarn property of the indicated Snap_Map_Info metadata structure was invalid.

Action: If the ACFS Fixer is currently running, then no further action is needed. The ACFS Fixer will resolve the problem. If the ACFS Checker is running, then run the ACFS Fixer to resolve the problem.

ACFS-07522: snapshot: *string* (identifier: *number*) has invalid _SnapParentId: *number*, parent snapshot does not exist

Cause: File system checking has identified the metadata inconsistency reported in the message.

Action: If the message was generated by the ACFS Fixer, then no further action is needed. The ACFS Fixer will resolve the problem. If the message was generated by the ACFS Checker, then run the ACFS Fixer to resolve the problem. Frequent metadata inconsistencies may point to internal errors. In this case, contact Oracle Support Services.

ACFS-07523: snapshot: *string* (identifier: *number*) has invalid _SnapParentId value\n found: *number*, but expected to find: 0\nfor structure:\nstring

Cause: File system checking has identified the metadata inconsistency reported in the message.

Action: If the message was generated by the ACFS Fixer, then no further action is needed. The ACFS Fixer will resolve the problem. If the message was generated by the ACFS Checker, then run the ACFS Fixer to resolve the problem. Frequent metadata inconsistencies may point to internal errors. In this case, contact Oracle Support Services.

ACFS-07524: snapshot: *string* (identifier: *number*) has invalid _SnapAncestorIncarn value\n found: *number*, but expected to find: 0\nfor structure:\nstring

Cause: File system checking has identified the metadata inconsistency reported in the message.

Action: If the message was generated by the ACFS Fixer, then no further action is needed. The ACFS Fixer will resolve the problem. If the message was generated by the ACFS Checker, then run the ACFS Fixer to resolve the problem. Frequent metadata inconsistencies may point to internal errors. In this case, contact Oracle Support Services.

ACFS-07525: snapshot: *string* (identifier: *number*) has invalid _SnapAncestorIncarn value\n found: *number*, must be less than _SnapIncarnationNumber: *number*\nfor structure:\nstring

Cause: The _SnapAncestorIncarn property of the indicated Snap_Map_Info metadata structure was invalid.

Action: If the ACFS Fixer is currently running, then no further action is needed. The ACFS Fixer will resolve the problem. If the ACFS Checker is running, then run the ACFS Fixer to resolve the problem.

ACFS-07526: Volume_Disk_Header has invalid _VolStateFlag values.\n found: *string*,\n but expected to find: *string* \nfor structure:\nstring

Cause: The _VolStateFlag property of the indicated Volume_Disk_Header contained one or more invalid values.

Action: If the ACFS Fixer is currently running, then no further action is needed. The ACFS Fixer will resolve the problem. If the ACFS Checker is running, then run the ACFS Fixer to resolve the problem.

ACFS-07527: Volume Disk Header has invalid VolFeatureFlag values \n found: *string* \n*string* but expected to find: *string* \n*string*for structure:\n*string*

Cause: File system checking has identified the metadata inconsistency reported in the message.

Action: If the message was generated by the ACFS Fixer, then no further action is needed. The ACFS Fixer will resolve the problem. If the message was generated by the ACFS Checker, then run the ACFS Fixer to resolve the problem. Frequent metadata inconsistencies may point to internal errors. In this case, contact Oracle Support Services.

ACFS-07528: found partially created snapshot: *string* (identifier: *number*)

Cause: Initialization of the indicated snapshot did not complete. There are two possible causes: 1. The volume went offline while the snapshot was being created. 2. The process creating the snapshot was unexpectedly terminated do to a shutdown of the system.

Action: If the ACFS Fixer is currently running, then no further action is needed. The ACFS Fixer will resolve the problem. If the ACFS Checker is running, then run the ACFS Fixer to resolve the problem. The ACFS Fixer will remove this snapshot.

ACFS-07529: found partially deleted snapshot: *string* (identifier: *number*)

Cause: A snapshot was not completely deleted. There are several possible causes: 1. The volume was unmounted before the asynchronous phase of snapshot deletion had completed. 2. The volume went offline while the snapshot was being deleted. 3. The process deleting the snapshot was unexpectedly terminated do to a shutdown of the system.

Action: n/a

ACFS-07530: snapshot: *string* (identifier: *number*) has invalid file identifier\n found: *string* maximum: *string*\nfor structure:\n*string*

Cause: The file identifier property of the indicated snapshot was invalid. Its value exceeded the maximum value for the file system.

Action: If the ACFS Fixer is currently running, then no further action is needed. The ACFS Fixer will resolve the problem. If the ACFS Checker is running, then run the ACFS Fixer to resolve the problem.

ACFS-07531: snapshot: (identifier: *number*) has invalid name: '*string*'\nfor structure:\n*string*

Cause: The name of indicated snapshot contained invalid characters.

Action: If the ACFS Fixer is currently running, then no further action is needed. The ACFS Fixer will resolve the problem. If the ACFS Checker is running, then run the ACFS Fixer to resolve the problem.

ACFS-07532: snapshot: *string* (identifier: *number*) has invalid _SnapVisibility value found: *number*, but expected to find: *number*, *number* or *number*\for structure: \n*string*

Cause: The _SnapVisibility property of the indicated snapshot was invalid.

Action: If the ACFS Fixer is currently running, then no further action is needed. The ACFS Fixer will resolve the problem. If the ACFS Checker is running, then run the ACFS Fixer to resolve the problem.

ACFS-07533: duplicate _SnapIncarnationNumber: *number* found for the following snapshots:\n

Cause: The _SnapIncarnationNumber property of the indicated snapshots had the same value. _SnapIncarnationNumber values must be unique.

Action: If the message was generated by the ACFS Fixer, then no further action is needed. The ACFS Fixer will resolve the problem. If the message was generated by the ACFS Checker, then run the ACFS Fixer to resolve the problem. Frequent metadata inconsistencies may point to internal errors. In this case, contact Oracle Support Services.

**ACFS-07534: request for disk offset: *string* exceeds the size for this file system:
*string***

Cause: A request was made for a disk offset that exceeded the size of the file system.

Action: Reenter the command with a disk offset that is within the limits of the file system.

**ACFS-07536: snapshot: *string* (identifier: *number*) has invalid parent snapshot
identifier: *number*, maximum: *number*\nstructure:\n*nstring***

Cause: The indicated snapshot does not have a valid parent.

Action: If the ACFS Fixer is currently running, then no further action is needed. The ACFS Fixer will resolve the problem. If the ACFS Checker is running, then run the ACFS Fixer to resolve the problem.

**ACFS-07537: snapshot: *string* (identifier: *number*) has invalid ancestor snapshot:
string (identifier: *number*)**

Cause: The indicated snapshot has an invalid ancestor snapshot.

Action: If the ACFS Fixer is currently running, then no further action is needed. The ACFS Fixer will resolve the problem. If the ACFS Checker is running, then run the ACFS Fixer to resolve the problem.

**ACFS-07538: snapshot: *string* (identifier: *number*) has invalid ancestor snapshot
(*cycle*)**

Cause: The indicated snapshot has an invalid ancestor snapshot.

Action: If the ACFS Fixer is currently running, then no further action is needed. The ACFS Fixer will resolve the problem. If the ACFS Checker is running, then run the ACFS Fixer to resolve the problem.

**ACFS-07539: Snap_Map_Info structure has invalid _SnapAncestorIncarn value\n
found: *number*\nfor structure:\n*nstring***

Cause: The _SnapAncestorIncarn property of the indicated Snap_Map_Info metadata structure was invalid.

Action: If the ACFS Fixer is currently running, then no further action is needed. The ACFS Fixer will resolve the problem. If the ACFS Checker is running, then run the ACFS Fixer to resolve the problem.

**ACFS-07540: deleting snapshot: *string* (identifier: *number*) to maintain file system
integrity**

Cause: The ACFS Fixer had to delete a snapshot to maintain the integrity of the file system. Refer to the corresponding message(s) for more information on the problem(s) associated with the snapshot.

Action: No further action is needed.

ACFS-07541: Snap_Map_header has invalid value for SnapMapFlags\n found: string\n string\n but expected to find: string\n string\nfor structure: string

Cause: File system checking has identified the metadata inconsistency reported in the message.

Action: If the message was generated by the ACFS Fixer, then no further action is needed. The ACFS Fixer will resolve the problem. If the message was generated by the ACFS Checker, then run the ACFS Fixer to resolve the problem. Frequent metadata inconsistencies may point to internal errors. In this case, contact Oracle Support Services.

ACFS-07542: Snapshot string (identifier number) has invalid _SnapStorageCount value found: number, but expected to find: number, for structure: \nstring

Cause: File system checking has identified the metadata inconsistency reported in the message.

Action: If the message was generated by the ACFS Fixer, then no further action is needed. The ACFS Fixer has resolved the problem. If the message was generated by the ACFS Checker, then run the ACFS Fixer to resolve the problem. Frequent metadata inconsistencies may point to internal errors. In this case, contact Oracle Support Services.

ACFS-07543: snapshot string (identifier number) has invalid _SnapStorageCount value found: number, but it should not be greater than the total amount of the storage all snapshots have number, for structure: \nstring

Cause: File system checking has identified the metadata inconsistency reported in the message.

Action: If the message was generated by the ACFS Fixer, then no further action is needed. The ACFS Fixer has resolved the problem. If the message was generated by the ACFS Checker, then run the ACFS Fixer to resolve the problem. Frequent metadata inconsistencies may point to internal errors. In this case, contact Oracle Support Services.

ACFS-07544: Compressed file:\nstring\n has an incorrect value number\nfor the _compression_unit_size_index property of the _FileEntry\nand cannot be used.

Cause: The _FileEntry indicated that compression was enabled but the _compression_unit_size_index property was not set to a valid value.

Action: If the ACFS Fixer is currently running, then no further action is needed. The ACFS Fixer will delete this file. If the ACFS Checker is running, then run the ACFS Fixer to resolve the problem.

ACFS-07545: Compressed file:\nstring\nhas an incorrect value number\nfor the compression algorithm and cannot be used.

Cause: The file entry indicated that compression was enabled but the compression algorithm was not set to a valid value.

Action: If the ACFS Fixer is currently running, then no further action is needed. The ACFS Fixer will delete this file. If the ACFS Checker is running, then run the ACFS Fixer to resolve the problem.

ACFS-07546: extent[number] has invalid _FileOffset value\n found: string, but expected to find multiple of: string\nfor compressed file:\nstring

Cause: The _FileOffset property of an extent of the indicated extent structure was invalid. _FileOffset values must be a multiple of the file's compression unit size, for compressed files.

Action: If the ACFS Fixer is currently running, then no further action is needed. The ACFS Fixer will resolve the problem. If the ACFS Checker is running, then run the ACFS Fixer to resolve the problem.

ACFS-07547: Compressed file has extents that overlap.\n_FileOffset: *string* and \n_FileOffset: *string*\nfor file:\n*nstring*

Cause: Two file extents with the _FileOffset values shown, were found to use the same disk storage incorrectly.

Action: If the ACFS Fixer is currently running, then no further action is needed. The ACFS Fixer will resolve the problem. If the ACFS Checker is running, then run the ACFS Fixer to resolve the problem.

ACFS-07548: Compressed file extent is in an inconsistent state.\n_FileOffset: *string* \nfor file:\n*nstring*

Cause: A file extent with the _FileOffset value shown was found to be using disk storage incorrectly.

Action: If the ACFS Fixer is currently running, then no further action is needed. The ACFS Fixer will resolve the problem. If the ACFS Checker is running, then run the ACFS Fixer to resolve the problem.

ACFS-07549: File has _attributes value indicating compression but this is inconsistent with the volume header.\n found: *string*\nFile:\n*nstring*\nshould not be compressed

Cause: The volume header indicated that compression was never enabled but a file entry indicating compression was found.

Action: If the ACFS Fixer is currently running, then no further action is needed. The ACFS Fixer will resolve the problem. If the ACFS Checker is running, then run the ACFS Fixer to resolve the problem.

ACFS-07550: The default compression algorithm value *string* for the volume is incorrect.

Cause: The volume header indicated that compression was enabled but the default compression algorithm was not set as expected.

Action: If the ACFS Fixer is currently running, then no further action is needed. The ACFS Fixer will resolve the problem. If the ACFS Checker is running, then run the ACFS Fixer to resolve the problem.

ACFS-07551: The Volume_Disk_Header indicates that this file system has an accelerator volume, but the Global_Metadata_Directory structure does not contain an accelerator volume name.

Cause: File system checking has identified the metadata inconsistency reported in the message.

Action: If the file system has an accelerator volume associated with it then this problem may not be recoverable. The file system will have to be restored from a backup copy if the the problem cannot be resolved.

ACFS-07552: Global_Metadata_Directory structure has no value for _accelerator_device, but contains a non-zero value for _accelerator_GBM_fileid or _accelerator_snap_map_fileid\n _accelerator_GBM_fileid: *string*\n _accelerator_snap_map_fileid: *string*\nfor structure:\n*nstring*

Cause: File system checking has identified the metadata inconsistency reported in the message.

Action: If the message was generated by the ACFS Fixer, then no further action is needed. The ACFS Fixer will resolve the problem. If the message was generated by the ACFS Checker, then run the ACFS Fixer to resolve the problem. Frequent metadata inconsistencies may point to internal errors. In this case, contact Oracle Support Services.

ACFS-07554: unable to close volume: *string*

Cause: An attempt to close a volume failed. Refer to the accompanying messages for more information on the error.

Action: Correct the problem described in the accompanying messages if possible and rerun the command.

ACFS-07555: unable to close file: *string*

Cause: An attempt to close a file failed. Refer to the accompanying messages for more information on the error.

Action: Correct the problem described in the accompanying messages if possible and rerun the command

ACFS-07556: I/O request for (disk offset + size): *string* exceeds accelerator volume size: *string*\nfor structure:\n*nstring*

Cause: An I/O request was made for data that exceeded the size of the accelerator volume.

Action: If the message was generated by the ACFS Fixer, then no further action is needed. The ACFS Fixer will resolve the problem. If the message was generated by the ACFS Checker, then run the ACFS Fixer to resolve the problem. Frequent metadata inconsistencies may point to internal errors. In this case, contact Oracle Support Services.

ACFS-07557: found accelerator volume: *string* associated with this file system, \nbut accelerator volumes are not supported on this operating system: *string*

Cause: File system checking has identified the metadata inconsistency reported in the message.

Action: If the message was generated by the ACFS Fixer, then no further action is needed. The ACFS Fixer will resolve the problem. If the message was generated by the ACFS Checker, then run the ACFS Fixer to resolve the problem. Frequent metadata inconsistencies may point to internal errors. In this case, contact Oracle Support Services.

ACFS-07558: unable to process SnapMap metadata on the accelerator volume due to a problem with the primary volume's SnapMap metadata

Cause: File system checking has identified the metadata inconsistency reported in the message.

Action: If the message was generated by the ACFS Fixer, then no further action is needed. The ACFS Fixer will resolve the problem. If the message was generated by the ACFS Checker, then run the ACFS Fixer to resolve the problem. Frequent metadata inconsistencies may point to internal errors. In this case, contact Oracle Support Services.

ACFS-07559: The _FileEntry metadata structure for the accelerator volume storage SnapMap is invalid.

Cause: File system checking has identified the metadata inconsistency reported in the message.

Action: If the message was generated by the ACFS Fixer, then no further action is needed. The ACFS Fixer will resolve the problem. If the message was generated by the ACFS Checker, then run the ACFS Fixer to resolve the problem. Frequent metadata inconsistencies may point to internal errors. In this case, contact Oracle Support Services.

ACFS-07560: \nextent[*number*] is not in use but it contains non-zero values:\n _FileOffset: *string*\n _Length: *string*\n _PhysicalDiskOffset: *string*\n _SnapIncarnationNumber: *number*\n _VolId: *string*\n _ExtFlags: *string*

Cause: File system checking has identified the metadata inconsistency reported in the message.

Action: If the message was generated by the ACFS Fixer, then no further action is needed. The ACFS Fixer will resolve the problem. If the message was generated by the ACFS Checker, then run the ACFS Fixer to resolve the problem. Frequent metadata inconsistencies may point to internal errors. In this case, contact Oracle Support Services.

ACFS-07563: volume: *string* had an unsupported logical sector size\n found: *number*, but only *number* or *number* are supported\n

Cause: File system check has identified the metadata inconsistency reported in the message.

Action: Copy the file system to a volume with a supported sector size of 512 or 4096 and rerun fsck (Unix or Linux) or acfschkdsk.exe (Windows).

ACFS-07564: Snap_Clone_ID structure has an invalid Version value\n found: *string*\nfor structure:\n*nstring*

Cause: File system checking has identified the metadata inconsistency reported in the message.

Action: If the message was generated by the ACFS Fixer, then no further action is needed. The ACFS Fixer has resolved the problem. If the message was generated by the ACFS Checker, then run the ACFS Fixer to resolve the problem. Frequent metadata inconsistencies may point to internal errors. In this case, contact Oracle Support Services.

ACFS-07565: Snap_Clone_ID structure has an invalid Flags value\n found: *string*\nfor structure:\n*nstring*

Cause: File system checking has identified the metadata inconsistency reported in the message.

Action: If the message was generated by the ACFS Fixer, then no further action is needed. The ACFS Fixer has resolved the problem. If the message was generated by the ACFS Checker, then run the ACFS Fixer to resolve the problem. Frequent metadata inconsistencies may point to internal errors. In this case, contact Oracle Support Services.

ACFS-07566: extent[*number*] at _FileOffset value *string* has invalid _PhysicalDiskOffset value \n found: *string*, but expected to find multiple of: *string*\nfor structure:\n*nstring*

Cause: File system checking has identified the metadata inconsistency reported in the message.

Action: If the message was generated by the ACFS Fixer, then no further action is needed. The ACFS Fixer has resolved the problem. If the message was generated by the ACFS Checker, then run the ACFS Fixer to resolve the problem. Frequent

metadata inconsistencies may point to internal errors. In this case, contact Oracle Support Services.

ACFS-07567: extent[*number*] at _FileOffset value *string* has invalid _PhysicalDiskOffset value \n found: *string*, but expected to find multiple of: *string* \nfor compressed file:\n*nstring*

Cause: File system checking has identified the metadata inconsistency reported in the message.

Action: If the message was generated by the ACFS Fixer, then no further action is needed. The ACFS Fixer has resolved the problem. If the message was generated by the ACFS Checker, then run the ACFS Fixer to resolve the problem. Frequent metadata inconsistencies may point to internal errors. In this case, contact Oracle Support Services.

ACFS-07568: Volume_Disk_Header has incorrect metadata size value\n found: *string*, but expected to find: *string*\nfor structure:\n*nstring*

Cause: The MetadataSize property of the indicated Volume_Disk_Header did not match supported values.

Action: If the message was generated by the ACFS Fixer, then no further action is needed. The ACFS Fixer will resolve the problem. If the message was generated by the ACFS Checker, then run the ACFS Fixer to resolve the problem. Frequent metadata inconsistencies may point to internal errors. In this case, contact Oracle Support Services.

ACFS-07570: snap_map_tuple for disk offset: *string* conflicts with primary file system\n found: (*string*, *string*)\n expected: (0, 0)

Cause: File system checking has identified the metadata inconsistency reported in the message.

Action: If the message was generated by the ACFS Fixer, then no further action is needed. The ACFS Fixer will resolve the problem. If the message was generated by the ACFS Checker, then run the ACFS Fixer to resolve the problem. Frequent metadata inconsistencies may point to internal errors. In this case, contact Oracle Support Services.

ACFS-07571: snap_map_tuple for disk offset: *string* not set in Global BitMap\n snap_map_tuple: (*string*, *string*)

Cause: File system checking has identified the metadata inconsistency reported in the message.

Action: If the message was generated by the ACFS Fixer, then no further action is needed. The ACFS Fixer will resolve the problem. If the message was generated by the ACFS Checker, then run the ACFS Fixer to resolve the problem. Frequent metadata inconsistencies may point to internal errors. In this case, contact Oracle Support Services.

ACFS-07572: invalid snap_map_tuple found for for disk offset *string*,\nfirst value must be less than or equal to second value\n snap_map_tuple: (*string*, *string*)

Cause: File system checking has identified the metadata inconsistency reported in the message.

Action: If the message was generated by the ACFS Fixer, then no further action is needed. The ACFS Fixer will resolve the problem. If the message was generated by the ACFS Checker, then run the ACFS Fixer to resolve the problem. Frequent metadata inconsistencies may point to internal errors. In this case, contact Oracle Support Services.

ACFS-07573: orphan snap_map_tuple found for for disk offset *string*\n snap_map_tuple: (*string*, *string*)

Cause: File system checking has identified the metadata inconsistency reported in the message.

Action: If the message was generated by the ACFS Fixer, then no further action is needed. The ACFS Fixer will resolve the problem. If the message was generated by the ACFS Checker, then run the ACFS Fixer to resolve the problem. Frequent metadata inconsistencies may point to internal errors. In this case, contact Oracle Support Services.

ACFS-07574: snapshot marked for delete: *string* (identifier: *number*) was still present

Cause: File system checking has identified the metadata inconsistency reported in the message. A snapshot was marked for delete, but did not get deleted due to open files in the snapshot. There are two possible causes why the snapshot was not deleted. 1. The volume went offline while there were still open files in the snapshot. 2. The system was unexpectedly shutdown while there were still open files in the snapshot.

Action: If the message was generated by the ACFS Fixer, then no further action is needed. The ACFS Fixer has resolved the problem. If the message was generated by the ACFS Checker, then run the Fixer to resolve the problem. Frequent metadata inconsistencies may point to internal errors. In this case, contact Oracle Support Services.

ACFS-07575: command takes no arguments

Cause: The command entered does not take any arguments.

Action: Reenter the command with no arguments.

ACFS-07576: Compressed file:\n*nstring*\nhas an incorrect value *number*\nfor the _range_size value and cannot be used.

Cause: File system checking has identified the metadata inconsistency reported in the message.

Action: If the message was generated by the ACFS Fixer, then no further action is needed. The ACFS Fixer has resolved the problem. If the message was generated by the ACFS Checker, then run the ACFS Fixer to resolve the problem. Frequent metadata inconsistencies may point to internal errors. In this case, contact Oracle Support Services.

ACFS-07577: extent structure has incorrect _NextDataExtent value\n found: *string*, but expected to find: *string*\nfor structure:\n*nstring*

Cause: File system checking has identified the metadata inconsistency reported in the message.

Action: If the message was generated by the ACFS Fixer, then no further action is needed. The ACFS Fixer has resolved the problem. If the message was generated by the ACFS Checker, then run the ACFS Fixer to resolve the problem. Frequent metadata inconsistencies may point to internal errors. In this case, contact Oracle Support Services.

ACFS-07578: extent structure has incorrect _NextDataExtentVolId value\n found: *string*, but expected to find: *string*\nfor structure:\n*nstring*

Cause: File system checking has identified the metadata inconsistency reported in the message.

Action: If the message was generated by the ACFS Fixer, then no further action is needed. The ACFS Fixer has resolved the problem. If the message was generated by the ACFS Checker, then run the ACFS Fixer to resolve the problem. Frequent metadata inconsistencies may point to internal errors. In this case, contact Oracle Support Services.

ACFS-07579: HEADER extent structure found in _NextDataExtent list for file that does not support range locking\nfor file:\nstring

Cause: File system checking has identified the metadata inconsistency reported in the message.

Action: If the message was generated by the ACFS Fixer, then no further action is needed. The ACFS Fixer has resolved the problem. If the message was generated by the ACFS Checker, then run the ACFS Fixer to resolve the problem. Frequent metadata inconsistencies may point to internal errors. In this case, contact Oracle Support Services.

ACFS-07581: disk storage used string greater than sum of extents allocation size string\nfor file:\nstring

Cause: File system checking has identified the metadata inconsistency reported in the message.

Action: If the message was generated by the ACFS Fixer, then no further action is needed. The ACFS Fixer has resolved the problem. If the message was generated by the ACFS Checker, then run the ACFS Fixer to resolve the problem. Frequent metadata inconsistencies may point to internal errors. In this case, contact Oracle Support Services.

ACFS-07582: file _DiskUsage value not equal to disk storage used by DATA extents\n found: string, but expected to find: string\nfor file:\nstring

Cause: File system checking has identified the metadata inconsistency reported in the message.

Action: If the message was generated by the ACFS Fixer, then no further action is needed. The ACFS Fixer has resolved the problem. If the message was generated by the ACFS Checker, then run the ACFS Fixer to resolve the problem. Frequent metadata inconsistencies may point to internal errors. In this case, contact Oracle Support Services.

ACFS-07585: unable to set File_Entry_Table context

Cause: The ACFS Debug utility was not able to set the File_Entry_Table context. Lookups by file identifier were disabled. Refer to the accompanying message(s) for more information on the problem.

Action: Correct the problem described in the accompanying messages if possible by rerunning the ACFS Fixer.

ACFS-07586: Do you want to continue [y | n] ?

Cause: The ACFS Checker/Fixer or Debug utility detected a situation that could leave the file system in an inconsistent or unusable state. Refer to the corresponding error message for more information.

Action: Respond Y(yes) to proceed or N(no) to cancel.

ACFS-07588: Metadata read of size string bytes failed at disk offset: string.\n Can not read beyond end of primary volume, size: string.

Cause: An attempt to read metadata failed because the data requested was beyond the size of the primary volume for this file system.

Action: If the message was generated by the ACFS Fixer, then no further action is needed. The ACFS Fixer will resolve the problem. If the message was generated by the ACFS Checker, then run the ACFS Fixer to resolve the problem. Frequent metadata inconsistencies may point to internal errors. In this case, contact Oracle Support Services.

**ACFS-07590: Metadata write of size *string* bytes failed at disk offset: *string*.
Can not write beyond end of primary volume, size: *string*.**

Cause: An attempt to write metadata failed because the write location was beyond the size of size of the primary volume for this file system.

Action: If the message was generated by the ACFS Fixer, then no further action is needed. The ACFS Fixer will resolve the problem. If the message was generated by the ACFS Checker, then run the ACFS Fixer to resolve the problem. Frequent metadata inconsistencies may point to internal errors. In this case, contact Oracle Support Services.

ACFS-07592: metadata structure has incorrect header for: *nstring*

Cause: One or more properties of the header of the indicated metadata structure contained invalid or incorrect values. Refer to accompanying messages for more information on the error.

Action: If the ACFS Fixer is currently running, then no further action is needed. The ACFS Fixer will resolve the problem. If the ACFS Checker is running, then run the ACFS Fixer to resolve the problem.

**ACFS-07598: Metadata read of size *string* bytes failed at disk offset: *string*.
Can not read beyond end of accelerator volume, size: *string*.**

Cause: An attempt to read metadata failed because the data requested was beyond the size of the accelerator volume for this file system.

Action: If the message was generated by the ACFS Fixer, then no further action is needed. The ACFS Fixer will resolve the problem. If the message was generated by the ACFS Checker, then run the ACFS Fixer to resolve the problem. Frequent metadata inconsistencies may point to internal errors. In this case, contact Oracle Support Services.

**ACFS-07600: Metadata write of size *string* bytes failed at disk offset: *string*.
Can not write beyond end of accelerator volume, size: *string*.**

Cause: An attempt to write metadata failed because the write location was beyond the size of size of the accelerator volume for this file system.

Action: If the message was generated by the ACFS Fixer, then no further action is needed. The ACFS Fixer will resolve the problem. If the message was generated by the ACFS Checker, then run the ACFS Fixer to resolve the problem. Frequent metadata inconsistencies may point to internal errors. In this case, contact Oracle Support Services.

ACFS-07601: unable to determine size of file: *string*

Cause: An attempt to determine the size of the indicated file failed. Refer to the accompanying message(s) for more information on the problem.

Action: Correct the problem described in the accompanying messages if possible and rerun fsck (Unix or Linux) or acfschkdsk.exe (Windows).

ACFS-07602: failed to create temporary paging file '*string*'

Cause: An attempt to create the indicated temporary paging file failed. Refer to the accompanying message(s) for more information on the problem.

Action: Correct the problem described in the accompanying messages if possible and rerun fsck (Unix or Linux) or acfschkdisk.exe (Windows).

ACFS-07603: write failed at position: *string* for temporary paging file '*string*'

Cause: An attempt to write to the indicated temporary paging file failed. Refer to the accompanying message(s) for more information on the problem.

Action: Correct the problem described in the accompanying messages if possible and rerun fsck (Unix or Linux) or acfschkdisk.exe (Windows).

ACFS-07604: seek failed at position: *string* for temporary paging file '*string*'

Cause: An attempt to seek within the indicated temporary paging file failed. Refer to the accompanying message(s) for more information on the problem.

Action: Correct the problem described in the accompanying messages if possible and rerun fsck (Unix or Linux) or acfschkdisk.exe (Windows).

ACFS-07606: read failed at position: *string* for temporary paging file '*string*'

Cause: An attempt to read the indicated temporary paging file failed. Refer to the accompanying message(s) for more information on the problem.

Action: Correct the problem described in the accompanying messages if possible and rerun fsck (Unix or Linux) or acfschkdisk.exe (Windows).

ACFS-07607: metadata read failed at disk offset: *string*\n bytes requested: *number* bytes returned: *number*

Cause: An attempt to read metadata at the indicated offset was incomplete. The amount of data read did not match the amount requested. Refer to the accompanying message(s) for more information on the problem.

Action: Correct the problem described in the accompanying messages if possible and rerun fsck (Unix or Linux) or acfschkdisk.exe (Windows).

ACFS-07610: Volume_Disk_Header has incorrect _VolVolumeSize value\n found: *string*, but expected to find: *string*\nfor structure:\n*nstring*

Cause: The _VolVolumeSize property of the indicated Volume_Disk_Header metadata structure was incorrect.

Action: If the ACFS Fixer is currently running, then no further action is needed. The ACFS Fixer will resolve the problem. If the ACFS Checker is running, then run the ACFS Fixer to resolve the problem.

ACFS-07611: Global_BitMap has bits incorrectly set for storage beyond the file system size\nfor file:\n*nstring*

Cause: The Global_BitMap had bits set in an area reserved for future expansion. All of these storage bits must be zero. There is no valid storage associated with these bits.

Action: If the ACFS Fixer is currently running, then no further action is needed. The ACFS Fixer will resolve the problem. If the ACFS Checker is running, then run the ACFS Fixer to resolve the problem.

ACFS-07612: file has invalid _NextFreeExtent value:\n found: *number* minimum: *number*\nfor file:\n*nstring*

Cause: The _NextFreeExtent property of the indicated file was incorrect.

Action: If the ACFS Fixer is currently running, then no further action is needed. The ACFS Fixer will resolve the problem. If the ACFS Checker is running, then run the ACFS Fixer to resolve the problem.

ACFS-07613: file has invalid _NextFreeExtent value:\n found: *number* maximum: *number*\nfor file:\nstring

Cause: The _NextFreeExtent property of the indicated file was incorrect.

Action: If the ACFS Fixer is currently running, then no further action is needed. The ACFS Fixer will resolve the problem. If the ACFS Checker is running, then run the ACFS Fixer to resolve the problem.

ACFS-07614: Global_BitMap's first extent is not located at the expected disk offset \n found: *string*, but expected to find: *string*\nfor file:\nstring

Cause: The first extent of the indicated Global_BitMap was not located at the correct disk offset. The Global_BitMap's first extent must be located at the disk offset described in the message.

Action: If the ACFS Fixer is currently running, then no further action is needed. The ACFS Fixer will resolve the problem. If the ACFS Checker is running, then run the ACFS Fixer to resolve the problem.

ACFS-07615: Global_BitMap file has extents that overlap\n Extent[*number*] _Length: *string* _PhysicalDiskOffset: *string*\n Extent[*number*] _Length: *string* _PhysicalDiskOffset: *string*\nfor file:\nstring

Cause: The extents of the indicated Global_BitMap mapped some or all of the same storage. All extents within a file must map storage that is mutually exclusive.

Action: If the ACFS Fixer is currently running, then no further action is needed. The ACFS Fixer will resolve the problem. If the ACFS Checker is running, then run the ACFS Fixer to resolve the problem.

ACFS-07616: *string* has encountered an internal error: could not post error to ACFS Fixer

Cause: The ACFS Checker/Fixer or ACFS Debug utility has encountered an unexpected, internal error. Refer to the accompanying message(s) for more information on the problem.

Action: Contact Oracle Support Services.

ACFS-07619: truncating file from *number* bytes to *number* bytes to ensure metadata consistency; file content following file offset: *number* has been lost\nfor file:\nstring

Cause: The ACFS Fixer was not able to fully repair the indicated file due to an inconsistency within its metadata. The file had to be truncated to maintain the integrity of the file system.

Action: Restore the file from a backup copy.

ACFS-07622: resetting _security_descriptor to administrator default value for:\nfor file:\nstring

Cause: The _security_descriptor the indicated file was invalid or incorrect. It was reset to the default administrator value.

Action: If the ACFS Fixer is currently running, then no further action is needed. The ACFS Fixer will reset the _security_descriptor to the administrator default value for the file.

ACFS-07623: unable to repair problem with file _attributes; deleting file to maintain file system integrity\nfor file:\nstring

Cause: The ACFS Fixer was not able to resolve a problem with the _attributes property of the indicated file. The file had to be deleted to maintain the integrity of the file system.

Action: Restore the file from a backup copy.

ACFS-07624: file cannot be repaired; deleting file to maintain file system integrity\nfor file:\nstring

Cause: The ACFS Fixer was not able to repair a problem with the indicated file. The file had to be deleted to maintain file system integrity.

Action: Restore the file from a backup copy.

ACFS-07625: failed to create system directory\nfor file:\nstring

Cause: The ACFS Fixer was not able to create a directory for the indicated internal system file. Refer to the accompanying message(s) for more information on the problem.

Action: Correct the problem described in the accompanying messages if possible and rerun fsck (Unix or Linux) or acfschkdisk.exe (Windows).

ACFS-07628: invalid snapshot name 'string' entered

Cause: The snapshot entered did not exist.

Action: Enter the name of a valid snapshot to continue.

ACFS-07629: numeric argument too large: number

Cause: The numeric value entered as an argument exceeded the largest possible value for this type of argument.

Action: Enter a value that is within the valid range of values for the type of argument.

ACFS-07630: file has invalid _oracle_file_type value\n found: number\nfor file:\nstring

Cause: File system checking has identified the metadata inconsistency reported in the message.

Action: If the message was generated by the ACFS Fixer, then no further action is needed. The ACFS Fixer has resolved the problem. If the message was generated by the ACFS Checker, then run the ACFS Fixer to resolve the problem. Frequent metadata inconsistencies may point to internal errors. In this case, contact Oracle Support Services.

ACFS-07631: extent[number] has invalid _Length value\n found: string, but expected to find multiple of: string\nfor structure:\nstring

Cause: File system checking has identified the metadata inconsistency reported in the message.

Action: If the message was generated by the ACFS Fixer, then no further action is needed. The ACFS Fixer has resolved the problem. If the message was generated by the ACFS Checker, then run the ACFS Fixer to resolve the problem. Frequent metadata inconsistencies may point to internal errors. In this case, contact Oracle Support Services.

ACFS-07632: extent[*number*] has invalid *_PhysicalDiskOffset* value\n found: *string*, but expected to find multiple of: *string*\nfor structure:\n*nstring*

Cause: File system checking has identified the metadata inconsistency reported in the message.

Action: If the message was generated by the ACFS Fixer, then no further action is needed. The ACFS Fixer has resolved the problem. If the message was generated by the ACFS Checker, then run the ACFS Fixer to resolve the problem. Frequent metadata inconsistencies may point to internal errors. In this case, contact Oracle Support Services.

ACFS-07633: extent[*number*] has invalid *_Length* value\n found: *string*, but expected to find multiple of: *string*\nfor file:\n*nstring*

Cause: File system checking has identified the metadata inconsistency reported in the message.

Action: If the message was generated by the ACFS Fixer, then no further action is needed. The ACFS Fixer has resolved the problem. If the message was generated by the ACFS Checker, then run the ACFS Fixer to resolve the problem. Frequent metadata inconsistencies may point to internal errors. In this case, contact Oracle Support Services.

ACFS-07634: extent[*number*] has invalid *_PhysicalDiskOffset* value\n found: *string*, but expected to find multiple of: *string*\nfor file:\n*nstring*

Cause: File system checking has identified the metadata inconsistency reported in the message.

Action: If the message was generated by the ACFS Fixer, then no further action is needed. The ACFS Fixer has resolved the problem. If the message was generated by the ACFS Checker, then run the ACFS Fixer to resolve the problem. Frequent metadata inconsistencies may point to internal errors. In this case, contact Oracle Support Services.

ACFS-07635: extent[*number*] has invalid *_Length* value\n found: *string*, but expected to find: *string*\nfor structure:\n*nstring*

Cause: File system checking has identified the metadata inconsistency reported in the message.

Action: If the message was generated by the ACFS Fixer, then no further action is needed. The ACFS Fixer has resolved the problem. If the message was generated by the ACFS Checker, then run the ACFS Fixer to resolve the problem. Frequent metadata inconsistencies may point to internal errors. In this case, contact Oracle Support Services.

ACFS-07636: extent[*number*] has invalid *_Length* value\n found: *string*, but expected to find: *string*\nfor file:\n*nstring*

Cause: File system checking has identified the metadata inconsistency reported in the message.

Action: If the message was generated by the ACFS Fixer, then no further action is needed. The ACFS Fixer has resolved the problem. If the message was generated by the ACFS Checker, then run the ACFS Fixer to resolve the problem. Frequent metadata inconsistencies may point to internal errors. In this case, contact Oracle Support Services.

ACFS-07637: extent[*number*] has invalid _Length value\n found: *string*, but expected to find less than: *string*\nfor structure:\n*nstring*

Cause: File system checking has identified the metadata inconsistency reported in the message.

Action: If the message was generated by the ACFS Fixer, then no further action is needed. The ACFS Fixer has resolved the problem. If the message was generated by the ACFS Checker, then run the ACFS Fixer to resolve the problem. Frequent metadata inconsistencies may point to internal errors. In this case, contact Oracle Support Services.

ACFS-07638: extent[*number*] has invalid _Length value\n found: *string*, but expected to find less than: *string*\nfor file:\n*nstring*

Cause: File system checking has identified the metadata inconsistency reported in the message.

Action: If the message was generated by the ACFS Fixer, then no further action is needed. The ACFS Fixer has resolved the problem. If the message was generated by the ACFS Checker, then run the ACFS Fixer to resolve the problem. Frequent metadata inconsistencies may point to internal errors. In this case, contact Oracle Support Services.

ACFS-07647: local extent limit reached for extending files; indirect extents not supported for extending files\nfor file:\n*nstring*

Cause: The ACFS Fixer was not able to create an indirect extent to extend the indicated file.

Action: Restore the file from a backup copy.

ACFS-07648: cannot set Global_BitMap bits for offset: *string* for *number* bytes\nfor file:\n*nstring*

Cause: The ACFS Fixer was unable to set the range of bits described in the message. Refer to the accompanying message(s) for more information on the problem.

Action: Correct the problem described in the accompanying messages if possible and rerun fsck (Unix or Linux) or acfschkdsk.exe (Windows).

ACFS-07649: deleting snapshot to maintain file system integrity

Cause: The ACFS Fixer had to delete a snapshot to maintain the integrity of the file system. Refer to the corresponding message(s) for more information on the problem(s) associated with the snapshot.

Action: If the ACFS Fixer is currently running, then no further action is needed. The ACFS Fixer will resolve the problem. If the ACFS Checker is running, then run the ACFS Fixer to resolve the problem.

ACFS-07650: unable to repair _VolStateFlag value in Volume_Disk_Header

Cause: The ACFS Fixer was unable to update the _VolStateFlag in the Volume_Disk_Header. Refer to the accompanying message(s) for more information on the problem.

Action: Correct the problem described in the accompanying messages if possible and rerun fsck (Unix or Linux) or acfschkdsk.exe (Windows).

ACFS-07652: Volume_Disk_Header has invalid _VolOSCreatedOn value\n found: number, but expected to find: 1 (Windows_XP), 2 (Linux), 3 (Solaris), or 4 (AIX)\nfor structure:\nstring

Cause: The _VolOSCreatedOn property of the indicated Volume_Disk_Header was incorrect. Its value must be one of the values listed in the message.

Action: If the ACFS Fixer is currently running, then no further action is needed. The ACFS Fixer will resolve the problem. If the ACFS Checker is running, then run the ACFS Fixer to resolve the problem.

ACFS-07653: Security_Metadata file _Private structure has invalid _freeDataListTail value\n found: 0, but expected to find: > 0\nfor structure:\nstring

Cause: The _freeDataListTail property of the indicated Security_Metadata _Private metadata structure was invalid. The value must be greater than zero.

Action: If the ACFS Fixer is currently running, then no further action is needed. The ACFS Fixer will resolve the problem. If the ACFS Checker is running, then run the ACFS Fixer to resolve the problem.

ACFS-07655: This file system had been removed. It has now been restored.

Cause: This file system was removed via the acfsutil rmfs utility. It has now been restored by the ACFS Fixer.

Action: The ACFS Fixer has restored the file system. No further action is required.

ACFS-07656: unable to continue

Cause: The ACFS Checker/Fixer or Debug utility has encountered a fatal error and cannot continue. Refer to the accompanying message(s) for more information on the error.

Action: Correct the problem described in the accompanying messages if possible and rerun fsck (Unix or Linux) or acfschkdsk.exe (Windows).

ACFS-07658: Ensure that volume *string* is not mounted on this node. \nNote that data displayed may not be current if volume *string* is mounted on any other node due to file system caching

Cause: The volume cannot be mounted on this node while running the acfsdbg utility in read-only mode. This restriction is limited to Windows systems. The acfsdbg utility reads metadata directly from disk and data may not be current if the file system is mount on any other nodes due file system caching.

Action: Check to determine if the volume is mounted on any node. The volume must be unmounted on this node before continuing. The volume should also be unmounted on all others node if possible. If the volume cannot be unmounted on other nodes, then reenter any request if the metadata values displayed appear to be stale. Note: You may have to reenter the request several times to retrieve the latest metadata.

ACFS-07659: command is disabled in read-only mode

Cause: The command entered attempted to modify file system metadata while running in read-only mode. Modifications to file system metadata are not allowed when running the ACFS Debug utility in read-only mode.

Action: Rerun the acfsdbg utility in write mode to modify metadata.

ACFS-07660: unable to modify metadata for volume *string*; volume is not open

Cause: An attempt to modify metadata failed because the volume was not open. Refer to the accompanying message(s) for more information on the problem.

Action: Correct the problem described in the accompanying messages if possible and rerun fsck (Unix or Linux) or acfschkdisk.exe (Windows).

ACFS-07661: metadata lookup by file identifier is disabled due to lack of File_Entry_Table context; enter 'primary' or 'snap *snapshot name*' to set the context

Cause: The acfsdbg utility could not process the request because there was no File_Entry_Table context. The acfsdbg utility requires a valid File_Entry_Table context for lookups by file identifier since the same file identifier may appear in multiple snapshots.

Action: Enter the 'primary' or 'snap *snapshot name*' command to set context.

ACFS-07662: unable to set snapshot context due to Snap_Map file metadata inconsistency

Cause: An attempt to set the metadata lookup context to a snapshot failed because there was a problem accessing the SnapMap metadata. Refer to the accompanying message(s) for more information on the problem.

Action: Correct the problem described in the accompanying messages if possible and rerun the ACFS debug utility.

ACFS-07663: disk offset request: *string* is not aligned on a sector: *number* bytes; results may be inconsistent

Cause: The disk offset entered was not sector aligned. All ACFS metadata structures are sector aligned.

Action: Reenter the offset so that is properly aligned as described in the corresponding message.

ACFS-07664: read failed for metadata structure at disk offset: *string* for *number* bytes

Cause: An attempt to read a metadata structure at the indicted disk offset failed. Refer to accompanying message(s) for more information on the problem.

Action: Correct the problem described in the accompanying messages if possible and rerun the ACFS debug utility.

ACFS-07666: unrecognized metadata found at disk offset: *string*

Cause: The data found at the indicated disk offset did not contain a valid ACFS metadata structure type. There are two possible causes: 1. The data at the disk offset was not an ACFS metadata structure. 2. The metadata structure at the disk offset was in an inconsistent state.

Action: If the data at the disk offset should be an ACFS metadata structure, then run the ACFS Fixer to resolve the problem.

ACFS-07667: request for file identifier: *string* exceeds the maximum value for this file system: *string*

Cause: A request was made for a file identifier that exceeded the maximum for the file system.

Action: Reenter the command with a file identifier that is within the limits of the file system.

ACFS-07669: metadata lookup by file identifier is disabled due to File_Entry_Table metadata inconsistency

Cause: The acfsdbg utility has identified the metadata inconsistency reported in the accompanying message.

Action: Run the ACFS Fixer to resolve the problem. Frequent metadata inconsistencies may point to internal errors. In this case, contact Oracle Support Services.

ACFS-07682: file system check has been cancelled

Cause: File system checking was terminated because a signal was received, such as Control-C.

Action: None

**ACFS-07685: *string* is unable to detect the ACFS driver on this system.
\nProceeding could leave the file system in an inconsistent and possibly
\nunusable state if the file system is mounted or being fixed on another system.**

Cause: The ACFS Checker/Fixer or Debug utility issued a system call to the ACFS driver that failed. It appeared that the ACFS driver was not loaded on this system.

Action: The ACFS driver should be loaded on all nodes if possible. Verify that the file system is not mounted or being fixed on any node. Rerun the ACFS Checker/Fixer or Debug utility once these steps are complete.

ACFS-07690: data displayed may not be current if volume *string* is mounted on any node due to file system caching

Cause: The acfsdbg utility reads metadata directly from disk. Metadata updates to disk may be delayed due standard file system caching.

Action: Check to determine if the volume is mounted on any node. Unmount the volume on all nodes if possible. If the volume cannot be unmounted from all nodes, then reenter any request if the metadata values displayed appear to be stale. Note: You may have to reenter a request several times to retrieve the latest metadata.

ACFS-07691: command entered: '*string*' is invalid or not unique

Cause: There are two possible causes: 1. The command entered was not recognized by the acfsdbg utility. 2. A partial command name was entered and there was more than one command that matched the characters entered.

Action: Use the acfsdbg utility help (-h) option for a list of valid commands. Renter the command, ensuring that enough of the command name is entered to make it unique.

ACFS-07692: cannot convert disk offset as specified: *string*

Cause: The format entered for the disk offset was invalid.

Action: Use the acfsdbg utility help (-h) option for a list of commands and format options for entering data.

**ACFS-07693: Volume_Disk_Header has invalid _VolVolumeSize value\n found:
string must be aligned on a *number* byte boundary\nfor structure:\n*nstring***

Cause: The _VolVolumeSize property of the Volume_Disk_Header was invalid. Its value must be aligned on the byte boundary described in the message.

Action: If the ACFS Fixer is currently running, then no further action is needed. The ACFS Fixer will resolve the problem. If the ACFS Checker is running, then run the ACFS Fixer to resolve the problem.

ACFS-07694: too many arguments for string

Cause: Too many arguments were supplied for the string option. The string option takes one argument.

Action: Reenter the command with only one argument for the string option.

ACFS-07695: The ACFS driver should be loaded on all nodes for a safe check of this file system.

Cause: The ACFS Checker/Fixer or Debug utility issued a system call to the ACFS driver that failed. It appeared that the ACFS driver was not loaded on this system.

Action: The ACFS driver should be loaded on all nodes if possible. Verify that the file system is not mounted or being checked on any node. Rerun the ACFS Checker/Fixer or Debug utility once these steps are complete.

ACFS-07696: The file system on volume *string* is currently in the *string* state. This state indicates that a file system check is currently in progress.

Cause: There are two possible causes: 1. The file system on this volume was being checked on this system or another system in the cluster. 2. The ACFS Checker/Fixer was unexpectedly terminated leaving the file system state incorrectly set.

Action: Verify that the file system is not being checked on any node. There are two possible options if the file system is not being checked on any node: 1. Respond Y(yes) when prompted to run the ACFS Checker/Fixer. 2. Run the ACFS Fixer with the [f] option to reset the file system state to allow the file system to be mounted. NOTE: Use caution with this option as file system repairs from a previous run of the ACFS Checker/Fixer may be incomplete.

ACFS-07697: unable to determine program name

Cause: The ACFS Checker/Fixer or Debug utility was invoked in a non-standard way such that the program name could not be determined.

Action: Run the ACFS Checker/Fixer or Debug utility using a standard method.

ACFS-07698: orphan directory found for file identifier: *string* at disk offset: *string*

Cause: No parent directory entry was found for the indicated directory file. 1. The directory file had no corresponding parent directory entry. 2. The directory file had a parent directory entry, but there was a problem with corresponding parent directory file.

Action: If the ACFS Fixer is currently running, then no further action is needed. If the ACFS Checker is running, then run the ACFS Fixer to resolve the problem. The ACFS Fixer will attempt to repair any directories that are in an inconsistent state first. Any directory file that does not have a valid parent directory entry following directory repairs will be moved to the 'lost+found' directory with all of its files.

ACFS-07701: There are metadata transaction log file(s) that have not been processed. Failure \nto process these transaction logs may result in metadata inconsistencies. \nDo you want to process the transaction log(s)? [y | n]

Cause: Transaction Log files contain updates to the file system's metadata. The ACFS Checker found at least one transaction log that was not completely processed. This indicates that metadata updates were not completed which could leave the file system in an inconsistent state.

Action: Respond yes to process metadata transaction log(s).

ACFS-07705: There are files marked for deletion that have not been removed from the \nfile system. Failure to remove these files could result in false errors \nbeing reported. \nDo you want to remove files that are marked for deletion? [y|n]

Cause: The ACFS Checker found files that were marked for deletion but had not been removed from the file system. False errors may be reported due to the presence of these files.

Action: Respond yes to remove these files.

ACFS-07708: unable to read File_Entry_Table entry: *string* at disk offset: *string*

Cause: An attempt to read the File_Entry_Table for the indicated entry failed. Refer to the accompanying message(s) for more information on the problem.

Action: Correct the problem described in the accompanying messages if possible and rerun fsck (Unix or Linux) or acfschkdisk.exe (Windows).

ACFS-07709: orphan file (file identifier: *string*, disk offset: *string*) marked for deletion not on delete list

Cause: The indicated file was marked for deletion but it was not found on any of the delete file lists.

Action: If the ACFS Fixer is currently running, then no further action is needed. The ACFS Fixer will resolve the problem. If the ACFS Checker is running, then run the ACFS Fixer to resolve the problem.

ACFS-07710: orphan file found for file identifier: *string* at disk offset: *string*

Cause: No directory entry was found for the indicated file. There are two possible causes: 1. The file had no corresponding directory entry. 2. The file had a directory entry, but there was a problem with corresponding directory file.

Action: If the ACFS Fixer is currently running, then no further action is needed. If the ACFS Checker is running, then run the ACFS Fixer to resolve the problem. The ACFS Fixer will attempt to repair any directories that are in an inconsistent state first. Any file that does not have a valid directory entry following directory repairs will be moved to the 'lost+found' directory.

ACFS-07711: orphan metadata structure (type: *string*) found for file identifier: *string* at disk offset: *string*

Cause: The indicated metadata structure was found but had no corresponding parent metadata structure.

Action: If the ACFS Fixer is currently running, then no further action is needed. The ACFS Fixer will move the structure to the free list. If the ACFS Checker is running, then run the ACFS Fixer to resolve the problem.

ACFS-07720: new allocation size is invalid\n found: *number*, but expected to find multiple of: *number*\nfor file:\n*nstring*

Cause: The new allocation size property of the indicated file was incorrect. Its value must be a multiple of the file system allocation unit size.

Action: If the ACFS Fixer is currently running, then no further action is needed. The ACFS Fixer will resolve the problem. If the ACFS Checker is running, then run the ACFS Fixer to resolve the problem.

ACFS-07721: file has invalid _NextFreeExtent value\n found: *number* maximum: *number*\nfor file:\n*nstring*

Cause: The _NextFreeExtent property of the indicated file was incorrect.

Action: If the ACFS Fixer is currently running, then no further action is needed. The ACFS Fixer will resolve the problem. If the ACFS Checker is running, then run the ACFS Fixer to resolve the problem.

ACFS-07722: file has invalid _NextFreeExtent value:\n found: *number* minimum: 1\nfor file:\nstring

Cause: The ACFS Checker/Fixer found an inconsistency within the file system.

Action: If the ACFS Fixer is currently running, then no further action is needed. The ACFS Fixer will resolve the problem. If the ACFS Checker is running, then run the ACFS Fixer to resolve the problem.

ACFS-07723: could not clear temporary Global_BitMap bits at offset: *string* for *number* bits

Cause: The ACFS Fixer was unable to free the indicated storage on the temporary Global_BitMap.

Action: See the preceding error message, and take corrective action.

ACFS-07724: unable to set temporary Global_BitMap bits at offset: *string* for *number* bits

Cause: The ACFS Fixer was unable to reserve the indicated storage on the temporary Global_BitMap.

Action: See the preceding error message, and take corrective action.

ACFS-07725: unable to allocate storage; file system has no free space

Cause: The ACFS Fixer was unable to allocate storage because there was no free storage available.

Action: There are two options: 1. Free up some storage by deleting some files. 2. Add available storage by increasing the size of the file system via the 'acfsutil size' command.

ACFS-07726: could not find sufficient free storage to rebuild Global_BitMap extent \n found: *string* requested: *string*\nfor file:\nstring

Cause: The ACFS Fixer could not find enough contiguous storage to rebuild the Global_BitMap file's extent map.

Action: There are two options: 1. Free up some storage by deleting some files. 2. Add available storage by increasing the size of the file system via the 'acfsutil size' command.

ACFS-07727: could not rewrite Global_Bitmap data for file:\nstring

Cause: The ACFS Fixer could not update the file system's storage bitmap. Refer to the accompanying message(s) for more information on the problem.

Action: Correct the problem described in the accompanying messages if possible and rerun the ACFS Fixer.

ACFS-07728: The Global_BitMap file has reached the maximum number of extents (*number*). The file system can no longer be expanded. Running *string* in fixer mode will attempt to consolidate the storage bitmap into fewer extents which would allow for file system expansion via the 'acfsutil size' command.

Cause: The ACFS Checker found the file system's storage bitmap was using its maximum number of extents.

Action: Running the ACFS Checker/Fixer in Fixer mode will attempt to consolidate the file system's storage bitmap into two extents allowing future file system expansion using 'acfsutil size', assuming additional storage is available.

**ACFS-07729: The Global_Bitmap file has been consolidated into *number* extents.
This may allow for file system expansion via the 'acfsutil size' command.**

Cause: The Global_Bitmap file was using the maximum number of extents supported. The ACFS Fixer has consolidated the Global_Bitmap file into fewer extents thus allowing future file system growth using the 'acfsutil size' command if unused storage is available.

Action: No Action Needed.

ACFS-07733: directory _Private structure has invalid _first_dirnode value found: *number* maximum: *number* for structure: *nstring*

Cause: The _first_dirnode property of the indicated _Private directory structure was invalid. Its value exceeded the maximum value for the directory.

Action: If the ACFS Fixer is currently running, then no further action is needed. The ACFS Fixer will resolve the problem. If the ACFS Checker is running, then run the ACFS Fixer to resolve the problem.

ACFS-07734: directory _Private structure has invalid _last_dirnode value found: *number* maximum: *number* for structure: *nstring*

Cause: The _last_dirnode property of the indicated _Private directory structure was invalid. Its value exceeded the maximum value for the directory.

Action: If the ACFS Fixer is currently running, then no further action is needed. The ACFS Fixer will resolve the problem. If the ACFS Checker is running, then run the ACFS Fixer to resolve the problem.

ACFS-07735: directory _Private structure has invalid _hash_blk_free_list value found: *number* maximum: *number* for structure: *nstring*

Cause: The _hash_blk_free_list property of the indicated _Private directory structure was invalid. Its value exceeded the maximum value for the directory.

Action: If the ACFS Fixer is currently running, then no further action is needed. The ACFS Fixer will resolve the problem. If the ACFS Checker is running, then run the ACFS Fixer to resolve the problem.

ACFS-07736: directory _Private structure has invalid _dir_entry_free_list_head value found: *string* maximum: *string* for structure: *nstring*

Cause: The _dir_entry_free_list_head property of the indicated _Private directory structure was invalid. Its value exceeded the maximum value for the directory.

Action: If the ACFS Fixer is currently running, then no further action is needed. The ACFS Fixer will resolve the problem. If the ACFS Checker is running, then run the ACFS Fixer to resolve the problem.

ACFS-07737: directory _Private structure has invalid _dir_entry_free_list_tail value found: *string* maximum: *string* for structure: *nstring*

Cause: The _dir_entry_free_list_tail property of the indicated _Private directory structure was invalid. Its value exceeded the maximum value for the directory.

Action: If the ACFS Fixer is currently running, then no further action is needed. The ACFS Fixer will resolve the problem. If the ACFS Checker is running, then run the ACFS Fixer to resolve the problem.

ACFS-07740: Could not consolidate the file system's temporary storage bitmap to less than *number* extents. Need at least *number* bytes free contiguous storage.

Cause: The file system's internal storage bitmap could not be consolidated to less than five extents because there was insufficient free contiguous storage.

Action: Deleting some files larger than the amount of contiguous storage needed may free up sufficient contiguous storage so consolidation of the file system's internal storage bitmap may occur. The 'acfsutil info file filename' command may be used to examine a candidate file's contiguous extents.

ACFS-07741: could not rebuild file system storage bitmap\n free contiguous bytes found: *number*\n contiguous bytes requested: *number*\n for file: *string*

Cause: The ACFS Fixer could not find enough contiguous free storage to rebuild the file system's storage bitmap.

Action: Deleting some files larger than the amount of contiguous storage needed may free up sufficient contiguous storage so consolidation of the file system's internal storage bitmap may occur. The 'acfsutil info file filename' command may be used to examine a candidate file's contiguous extents.

ACFS-07742: _ustEAContainerEntry property has an invalid value\n found: *number* for structure:\nstring

Cause: The _ustEAContainerEntry property of the indicated _ustEAContainer structure was not within the range of valid offset values.

Action: If the ACFS Fixer is currently running, then no further action is needed. The ACFS Fixer will resolve the problem. If the ACFS Checker is running, then run the ACFS Fixer to resolve the problem. The ACFS Fixer reconstructs the structure to retain as much valid information as possible and may eliminate inaccessible information.

ACFS-07743: _ustEAEntryHdrFlags property has an invalid value\n found: *string* for _ustEAContainerEntry at offset: *number* for structure:\nstring

Cause: The _ustEAEntryHdrFlags property of the indicated _ustEAContainer structure contained one or more invalid values.

Action: If the ACFS Fixer is currently running, then no further action is needed. The ACFS Fixer will resolve the problem. If the ACFS Checker is running, then run the ACFS Fixer to resolve the problem.

ACFS-07744: _ustEAEntryHdrNextFreeOffset property has an invalid value\n found: *number*, but expected to find: *number* for _ustEAContainerEntry at offset: *number* for structure:\nstring

Cause: The _ustEAEntryHdrNextFreeOffset property of the indicated _ustEAContainer structure was incorrect.

Action: If the ACFS Fixer is currently running, then no further action is needed. The ACFS Fixer will resolve the problem. If the ACFS Checker is running, then run the ACFS Fixer to resolve the problem.

ACFS-07745: _ustEAEntryHdrNameLen property has an invalid value\n found: *number*, but expected to find no greater than: *number*\n for _ustEAContainerEntry at offset: *number* for structure:\nstring

Cause: The _ustEAEntryHdrNameLen property of the indicated _ustEAEntryHdr property at the _ustEAContainerEntry offset for the indicated _ustEAContainer structure was invalid. Its value exceeded the maximum length for an extended attribute name or ACFS tag name.

Action: If the ACFS Fixer is currently running, then no further action is needed. The ACFS Fixer will resolve the problem. If the ACFS Checker is running, then run the ACFS Fixer to resolve the problem. The ACFS Fixer reconstructs the structure to retain as much valid information as possible and may eliminate inaccessible or invalid information.

ACFS-07746: ACFS tag name contains invalid syntax\n found: *string* for _ustEAContainerEntry at offset: *number* for structure:\nstring

Cause: The _ustEAEntryName property of the indicated _ustEAContainerEntry property in the _ustEAContainer structure contained invalid syntax for an ACFS tag name.

Action: If the ACFS Fixer is currently running, then no further action is needed. The ACFS Fixer will resolve the problem. If the ACFS Checker is running, then run the ACFS Fixer to resolve the problem. The ACFS Fixer reconstructs the structure to retain as much valid information as possible and may eliminate inaccessible or invalid information.

ACFS-07747: _ustEAEntryValueLen property has an invalid value\n found: *number*, but expected to find: *number*\n for _ustEAEntry offset: *number* for structure:\nstring

Cause: The _ustEAEntryValueLen property of the indicated _ustEAEntry property in the _ustEAEntryContainer structure contained an invalid value length.

Action: If the ACFS Fixer is currently running, then no further action is needed. The ACFS Fixer will resolve the problem. If the ACFS Checker is running, then run the ACFS Fixer to resolve the problem. The ACFS Fixer reconstructs the structure to retain as much valid information as possible and may eliminate inaccessible or invalid information.

ACFS-07748: _ustEAEntryValue property has an invalid value\n found: *string*, but expected to find: *string*\n for _ustEAEntry offset: *number* for structure:\nstring

Cause: The _ustEAEntryValue property of the indicated _ustEAEntry property in the _ustEAEntryContainer structure contained an invalid value string for an ACFS tag name.

Action: If the ACFS Fixer is currently running, then no further action is needed. The ACFS Fixer will resolve the problem. If the ACFS Checker is running, then run the ACFS Fixer to resolve the problem.

ACFS-07749: _ustEAContainerHdrNextContainer property has an invalid value\n found: *string* for structure:\nstring

Cause: The _ustEAContainerHdrNextContainer property of the indicated _ustEAContainer structure contained an invalid offset value.

Action: If the ACFS Fixer is currently running, then no further action is needed. The ACFS Fixer will resolve the problem. If the ACFS Checker is running, then run the ACFS Fixer to resolve the problem. The ACFS Fixer reconstructs the structure to retain as much valid information as possible and may eliminate inaccessible or invalid information.

ACFS-07750: _ustEAContainerHdrNumEAEntries property has an invalid value\n found: *number*, but expected to find: *number* for structure:\nstring

Cause: The _ustEAContainerHdrNumEAEntries property of the indicated _ustEAContainer structure contained an incorrect count of valid entries.

Action: If the ACFS Fixer is currently running, then no further action is needed. The ACFS Fixer will resolve the problem. If the ACFS Checker is running, then run the ACFS Fixer to resolve the problem.

ACFS-07751: Inconsistent amount of available space\n found: *number*, but expected to find: *number*\n for structure:\nstring

Cause: The _ustEAContainer structure had an incorrect amount of free space.

Action: If the ACFS Fixer is currently running, then no further action is needed. The ACFS Fixer will resolve the problem. If the ACFS Checker is running, then run the ACFS Fixer to resolve the problem. The ACFS Fixer reconstructs the structure to retain as much valid information as possible and may eliminate inaccessible or invalid information.

ACFS-07752: *_LocalTags* property has invalid characters for *_FileEntry*:\nstring

Cause: The *_LocalTags* property of the indicted *_FileEntry* structure contained invalid characters for ACFS tag names.

Action: If the ACFS Fixer is currently running, then no further action is needed. The ACFS Fixer will resolve the problem. If the ACFS Checker is running, then run the ACFS Fixer to resolve the problem. The ACFS Fixer reconstructs the structure to retain as much valid information as possible and may eliminate inaccessible or invalid information.

ACFS-07753: *_ustEAEntry* property offset: *number* is marked free\n but is missing from the free list for structure:\nstring

Cause: The *_ustEAContainer* structure had an incorrect amount of free space.

Action: If the ACFS Fixer is currently running, then no further action is needed. The ACFS Fixer will resolve the problem. If the ACFS Checker is running, then run the ACFS Fixer to resolve the problem. The ACFS Fixer reconstructs the structure to retain as much valid information as possible and may eliminate inaccessible or invalid information.

ACFS-07754: *_ustEAContainer* property has inconsistent\n total free and assigned *_ustEAContainerEntry* property space\n found: *number*, but expected to find: *number* for structure:\nstring

Cause: The *_ustEAContainer* structure contained free and active *_ustEAContainerEntry* property entries that indicate its total space exceeded the size of a *_ustEAContainer* structure.

Action: If the ACFS Fixer is currently running, then no further action is needed. The ACFS Fixer will resolve the problem. If the ACFS Checker is running, then run the ACFS Fixer to resolve the problem. The ACFS Fixer reconstructs the structure to retain as much valid information as possible and may eliminate inaccessible or invalid information.

ACFS-07755: *_ustEAContainerHdrNextFreeOffset* property has an invalid value\n found: *number*, but expected to find less than: *number* for structure:\nstring

Cause: The *ustEAContainerHdrNextFreeOffset* property of the indicated *_ustEAContainer* structure was not within the range of valid offset values.

Action: If the ACFS Fixer is currently running, then no further action is needed. The ACFS Fixer will resolve the problem. If the ACFS Checker is running, then run the ACFS Fixer to resolve the problem. The ACFS Fixer reconstructs the structure to retain as much valid information as possible and may eliminate inaccessible information.

ACFS-07756: *_ustEAEntryHeader.ustEAEntryHdrNextFreeEAOffset* property has an invalid value\n found: *number*, but expected to find less than: *number* for *_ustEAContainerEntry* at offset: *number* for structure:\nstring

Cause: The *_ustEAEntryHeader.ustEAEntryHdrNextFreeEAOffset* property of the indicated *_ustEAContainerEntry* property for the *_ustEAContainer* structure was not within the range of valid offset values.

Action: If the ACFS Fixer is currently running, then no further action is needed. The ACFS Fixer will resolve the problem. If the ACFS Checker is running, then run the ACFS Fixer to resolve the problem. The ACFS Fixer reconstructs the structure to retain as much valid information as possible and may eliminate inaccessible information.

**ACFS-07757: file extended attribute container structure exceeds file system size:
string\n _Length: *string*\nfor structure:\n*nstring***

Cause: The extended attribute container structure of the indicated file referenced meta data beyond the size of the file system. There are two possible causes: 1. The extended attribute container structure disk offset was incorrect. 2. The file system size value was incorrect.

Action: If the ACFS Fixer is currently running, then no further action is needed. The ACFS Fixer will resolve the problem. If the ACFS Checker is running, then run the ACFS Fixer to resolve the problem.

**ACFS-07758: _ustEAEntryHdrNameLen property has an invalid value\n found:
number, but expected non-zero value\n for _ustEAContainerEntry at offset: *number*
for structure:\n*nstring***

Cause: The _ustEAEntryHdrNameLen property of the indicated _ustEAEntryHdr property at the _ustEAContainerEntry offset for the indicated _ustEAContainer structure was invalid. Its value was zero but must be non-zero for an extended attribute name entry.

Action: If the ACFS Fixer is currently running, then no further action is needed. The ACFS Fixer will resolve the problem. If the ACFS Checker is running, then run the ACFS Fixer to resolve the problem. The ACFS Fixer reconstructs the structure to retain as much valid information as possible and may eliminate inaccessible or invalid information.

**ACFS-07759: _ustEAEntryValueLen property has an invalid value\n found:
number, but expected to find less than: *number*\n for _ustEAEntry offset: *number*
for structure:\n*nstring***

Cause: The _ustEAEntryValueLen property of the indicated _ustEAEntry property in the _ustEAEntryContainer structure contained an invalid value length that was larger than expected for this structure.

Action: If the ACFS Fixer is currently running, then no further action is needed. The ACFS Fixer will resolve the problem. If the ACFS Checker is running, then run the ACFS Fixer to resolve the problem. The ACFS Fixer reconstructs the structure to retain as much valid information as possible and may eliminate inaccessible or invalid information.

ACFS-07760: _ustEAContainerHdrNextFreeOffset property has an invalid value\n found: *number*, but expected to find: *number* for structure:\n*nstring*

Cause: The _ustEAContainerHdrNextFreeOffset property of the indicated _ustEAContainer structure was not within the range of valid offset values.

Action: If the ACFS Fixer is currently running, then no further action is needed. The ACFS Fixer will resolve the problem. If the ACFS Checker is running, then run the ACFS Fixer to resolve the problem. The ACFS Fixer reconstructs the structure to retain as much valid information as possible and may eliminate inaccessible information.

ACFS-07761: directory _Private structure has invalid _dir_bitmap_start value\n found: *string* maximum: *string*\nfor structure:\n*nstring*

Cause: The _dir_bitmap_start property of the indicated _Private directory structure was invalid. Its value exceeded the maximum value for the directory.

Action: If the ACFS Fixer is currently running, then no further action is needed. The ACFS Fixer will resolve the problem. If the ACFS Checker is running, then run the ACFS Fixer to resolve the problem.

ACFS-07762: Directory contains invalid bitmap block *number* at disk offset: *string* \nfor file:\n*nstring*

Cause: A bitmap block of the indicated directory file was found in the wrong location. Directory bitmap blocks must be located contiguously after the first bitmap block.

Action: If the ACFS Fixer is currently running, then no further action is needed. The ACFS Fixer will resolve the problem. If the ACFS Checker is running, then run the ACFS Fixer to resolve the problem.

ACFS-07763: Directory bitmap is not contiguous from block *number* to block *number* at disk offset: *string*\nfor file:\n*nstring*

Cause: A discontinuity was seen in the directory bitmap. Directory bitmap blocks must be located contiguously after the first bitmap block.

Action: If the ACFS Fixer is currently running, then no further action is needed. The ACFS Fixer will resolve the problem. If the ACFS Checker is running, then run the ACFS Fixer to resolve the problem.

ACFS-07764: Directory bitmap has incorrect last block\n found: *number* expected: *number*\nfor file:\n*nstring*

Cause: The directory bitmap does not end where expected.

Action: If the ACFS Fixer is currently running, then no further action is needed. The ACFS Fixer will resolve the problem. If the ACFS Checker is running, then run the ACFS Fixer to resolve the problem.

ACFS-07765: Version 11.2.0.3 or earlier directory contains bitmap block *number* at disk offset: *string*\nfor file:\n*nstring*

Cause: The directory _Private structure indicates that the directory does not have a bitmap, yet a bitmap block was found in the directory.

Action: If the ACFS Fixer is currently running, then no further action is needed. The ACFS Fixer will resolve the problem. If the ACFS Checker is running, then run the ACFS Fixer to resolve the problem.

ACFS-07766: Directory bitmap does not match state of block *number*\n bitmap: *string* block: *string*\nfor file:\n*nstring*

Cause: The directory bitmap indicates an incorrect state for the directory block.

Action: If the ACFS Fixer is currently running, then no further action is needed. The ACFS Fixer will resolve the problem. If the ACFS Checker is running, then run the ACFS Fixer to resolve the problem.

ACFS-07767: Directory bitmap contains non-zero value for bit *number* mapping beyond end of directory:\n*nstring*

Cause: The directory bitmap contains a non-zero bit in the range mapping blocks beyond the end of the directory.

Action: If the ACFS Fixer is currently running, then no further action is needed. The ACFS Fixer will resolve the problem. If the ACFS Checker is running, then run the ACFS Fixer to resolve the problem.

ACFS-07768: Directory _Private structure has invalid _dir_bitmap_size value\n found: *string* minimum: *string*\nfor structure:\n*nstring*

Cause: The _dir_bitmap_size property of the indicated _Private directory structure was invalid. Its value did not meet the minimum value for the directory.

Action: If the ACFS Fixer is currently running, then no further action is needed. The ACFS Fixer will resolve the problem. If the ACFS Checker is running, then run the ACFS Fixer to resolve the problem.

ACFS-07769: Number of bitmap blocks found does not match value of _dir_bitmap_size in directory _Private structure\n found: *string* expected: *string* \nfor structure:\n*nstring*

Cause: The number of bitmap blocks in the directory does not match the number of blocks that were expected.

Action: If the ACFS Fixer is currently running, then no further action is needed. The ACFS Fixer will resolve the problem. If the ACFS Checker is running, then run the ACFS Fixer to resolve the problem.

ACFS-07770: System directory _Private structure has invalid on-disk version\n found: *string* expected: *string*\nfor structure:\n*nstring*

Cause: The on-disk version of the indicated _Private directory structure was invalid.

Action: If the ACFS Fixer is currently running, then no further action is needed. The ACFS Fixer will resolve the problem. If the ACFS Checker is running, then run the ACFS Fixer to resolve the problem.

ACFS-07771: directory _Private structure has invalid directory bitmap end value\n found: *string* maximum: *string*\nfor structure:\n*nstring*

Cause: The calculated end of the directory bitmap of the indicated _Private directory structure was invalid. Its value exceeded the maximum value for the directory.

Action: If the ACFS Fixer is currently running, then no further action is needed. The ACFS Fixer will resolve the problem. If the ACFS Checker is running, then run the ACFS Fixer to resolve the problem.

ACFS-07772: snapshot '*string*' has invalid _SnapLinkParentFenum value\n found: *number* maximum: *number*\nfor structure:\n*nstring*

Cause: File system checking has identified the metadata inconsistency reported in the message.

Action: If the message was generated by the ACFS Fixer, then no further action is needed. The ACFS Fixer has resolved the problem. If the message was generated by the ACFS Checker, then run the ACFS Fixer to resolve the problem. Frequent metadata inconsistencies may point to internal errors. In this case, contact Oracle Support Services.

ACFS-07773: snapshot link to non-existent snapshot

Cause: File system checking has identified the metadata inconsistency reported in the message.

Action: If the message was generated by the ACFS Fixer, then no further action is needed. The ACFS Fixer has resolved the problem. If the message was generated by the ACFS Checker, then run the ACFS Fixer to resolve the problem. Frequent

metadata inconsistencies may point to internal errors. In this case, contact Oracle Support Services.

ACFS-07774: Global_Metadata_Directory structure has incorrect _remap_table_fileid value\n found: *string*, but expected to find: *string*\nfor structure:\n*nstring*

Cause: File system checking has identified the metadata inconsistency reported in the message.

Action: If the message was generated by the ACFS Fixer, then no further action is needed. The ACFS Fixer will resolve the problem. If the message was generated by the ACFS Checker, then run the ACFS Fixer to resolve the problem. Frequent metadata inconsistencies may point to internal errors. In this case, contact Oracle Support Services.

ACFS-07775: Global_Metadata_Directory structure has incorrect _remap_bitmap_fileid value\n found: *string*, but expected to find: *string*\nfor structure:\n*nstring*

Cause: File system checking has identified the metadata inconsistency reported in the message.

Action: If the message was generated by the ACFS Fixer, then no further action is needed. The ACFS Fixer will resolve the problem. If the message was generated by the ACFS Checker, then run the ACFS Fixer to resolve the problem. Frequent metadata inconsistencies may point to internal errors. In this case, contact Oracle Support Services.

ACFS-07776: Global_Metadata_Directory structure has incorrect _accelerator_remap_table_fileid value\n found: *string*, but expected to find: *string* \nfor structure:\n*nstring*

Cause: File system checking has identified the metadata inconsistency reported in the message.

Action: If the message was generated by the ACFS Fixer, then no further action is needed. The ACFS Fixer will resolve the problem. If the message was generated by the ACFS Checker, then run the ACFS Fixer to resolve the problem. Frequent metadata inconsistencies may point to internal errors. In this case, contact Oracle Support Services.

ACFS-07777: Global_Metadata_Directory structure has incorrect _accelerator_remap_bitmap_fileid value\n found: *string*, but expected to find: *string* \nfor structure:\n*nstring*

Cause: File system checking has identified the metadata inconsistency reported in the message.

Action: If the message was generated by the ACFS Fixer, then no further action is needed. The ACFS Fixer will resolve the problem. If the message was generated by the ACFS Checker, then run the ACFS Fixer to resolve the problem. Frequent metadata inconsistencies may point to internal errors. In this case, contact Oracle Support Services.

ACFS-07864: A request to cancel *string* was made \nwhile the file system was being repaired. This could leave the file system \nin an inconsistent state. It is strongly recommended that *string* \nbe rerun to complete file system repairs.

Cause: The ACFS fixer was cancelled before all file system repairs were completed.

Action: Rerun the ACFS fixer to complete file system repairs.

ACFS-07900: Security_Metadata file _Private structure has invalid _freeDataList value\n found: *number* maximum: *number*\nfor structure:\nstring

Cause: The _freeDataList property of the _Private structure of the indicated Security_Metadata file was incorrect. The _freeDataList value exceeded the maximum value for this Security_Metadata file.

Action: If the ACFS Fixer is currently running, then no further action is needed. The ACFS Fixer will resolve the problem. If the ACFS Checker is running, then run the ACFS Fixer to resolve the problem.

ACFS-07901: Hash_Bucket metadata structure has incorrect _controlling_bkt value\n found: *string* maximum: *string*\nfor structure:\nstring

Cause: The _controlling_bkt property of the indicated Hash_Bucket structure was incorrect. Its value exceeded the maximum value for the hash table.

Action: If the ACFS Fixer is currently running, then no further action is needed. The ACFS Fixer will resolve the problem. If the ACFS Checker is running, then run the ACFS Fixer to resolve the problem.

ACFS-07902: Hash_File_Master_Block metadata structure has incorrect value for entry *number* in _hash_bucket_group array\n found: *number* minimum: *number*\nfor structure:\nstring

Cause: The entry in _hash_bucket_group array of the indicated Hash_File_Master_Block structure was incorrect.

Action: If the ACFS Fixer is currently running, then no further action is needed. The ACFS Fixer will resolve the problem. If the ACFS Checker is running, then run the ACFS Fixer to resolve the problem.

ACFS-07903: Hash_Bucket metadata structure has invalid data; expected all zeros\nfor structure:\nstring

Cause: The ACFS Checker/Fixer found an inconsistency within the file system.

Action: If the ACFS Fixer is currently running, then no further action is needed. The ACFS Fixer will resolve the problem. If the ACFS Checker is running, then run the ACFS Fixer to resolve the problem.

ACFS-07907: directory file has no storage allocated to it\nfor file:\nstring

Cause: The ACFS Checker/Fixer found an inconsistency within the file system.

Action: If the ACFS Fixer is currently running, then no further action is needed. The ACFS Fixer will resolve the problem. If the ACFS Checker is running, then run the ACFS Fixer to resolve the problem.

ACFS-07908: Root_Directory cannot be repaired\nfile:\nstring

Cause: The ACFS Checker/Fixer found an inconsistency with the Root_Directory metadata.

Action: The Root_Directory is a critical system file that is necessary for a functioning file system. Restore the file system from a backup copy.

ACFS-07909: System metadata was truncated, possibly resulting in the deletion of files.

Cause: The ACFS Checker/Fixer found an inconsistency within the file system.

Action: If the ACFS Fixer is currently running, then no further action is needed. The ACFS Fixer will resolve the problem. If the ACFS Checker is running, then run the ACFS Fixer to resolve the problem.

ACFS-07924: Snap_Map_header has invalid value for RW snap storage not in map\n found: *string*, but expected to find: *string*\nfor file:\n*nstring*

Cause: The Snap_Map_header property that indicates the amount of RW snap storage not recorded in the Snap_Map file is incorrect.

Action: If the ACFS Fixer is currently running, then no further action is needed. The ACFS Fixer will resolve the problem. If the ACFS Checker is running, then run the ACFS Fixer to resolve the problem.

ACFS-07925: Snap_Map_header has invalid value for snap storage in map\n found: *string*, but expected to find: *string*\nfor file:\n*nstring*

Cause: The Snap_Map_header property that indicates the amount of snap storage recorded in the Snap_Map file is incorrect.

Action: If the ACFS Fixer is currently running, then no further action is needed. The ACFS Fixer will resolve the problem. If the ACFS Checker is running, then run the ACFS Fixer to resolve the problem.

ACFS-07926: Snap_Map_header has invalid value for snap map flags\n found: *string*\nfor file:\n*nstring*

Cause: The Snap_Map_header flags field is invalid.

Action: If the ACFS Fixer is currently running, then no further action is needed. The ACFS Fixer will resolve the problem. If the ACFS Checker is running, then run the ACFS Fixer to resolve the problem.

ACFS-07928: Plug-in configuration file has invalid _FileSize value\n found: *string*, but expected to find: *string*\nfor file:\n*nstring*

Cause: The _FileSize property of the indicated plug-in configuration file was incorrect.

Action: If the ACFS Fixer is currently running, then no further action is needed. The ACFS Fixer will resolve the problem. If the ACFS Checker is running, then run the ACFS Fixer to resolve the problem.

ACFS-07929: The *string* command is unable to open the storage accelerator volume *string* that is associated with this file system.

Cause: fsck (Unix or Linux) or acfschkdsk.exe (Windows) could not open the specified storage accelerator volume. This could be because the ASM disk group containing the storage accelerator volume is not mounted.

Action: Verify that the ASM disk group containing the storage accelerator volume is mounted. Then rerun fsck (Unix or Linux) or acfschkdsk.exe (Windows).

ACFS-07930: Continuing will result in the storage accelerator volume being removed from the file system, which could leave the file system in an inconsistent and possibly unusable state if critical system metadata is stored on the storage accelerator volume.

Cause: fsck (Unix or Linux) or acfschkdsk.exe (Windows) could not open the specified storage accelerator volume. This could be because the ASM disk group containing the storage accelerator volume is not mounted.

Action: If the accelerator volume has no known problems, verify that the ASM disk group containing the storage accelerator volume is mounted. Then rerun fsck (Unix or Linux) or acfschkdsk.exe (Windows). Or, if the accelerator volume is known to have problems such as disk corruption and you wish to have fsck (Unix or Linux) or acfschkdsk.exe (Windows) disassociate the accelerator volume from the file system, allow it to continue.

ACFS-07932: Volume *string* does not contain a valid ACFS storage accelerator.

Cause: File system checking has identified the metadata inconsistency reported in the message.

Action: If the message was generated by the ACFS Fixer, then no further action is needed. The ACFS Fixer will resolve the problem. If the message was generated by the ACFS Checker, then run the ACFS Fixer to resolve the problem. Frequent metadata inconsistencies may point to internal errors. In this case, contact Oracle Support Services.

ACFS-07933: Accelerator volume *string* is associated with a different file system.

Cause: File system checking has identified the metadata inconsistency reported in the message.

Action: If the message was generated by the ACFS Fixer, then no further action is needed. The ACFS Fixer will resolve the problem. If the message was generated by the ACFS Checker, then run the ACFS Fixer to resolve the problem. Frequent metadata inconsistencies may point to internal errors. In this case, contact Oracle Support Services.

ACFS-07934: The file identifier for the accelerator volume storage bitmap is invalid.\n found: *string* maximum: *string*

Cause: File system checking has identified the metadata inconsistency reported in the message.

Action: If the message was generated by the ACFS Fixer, then no further action is needed. The ACFS Fixer will resolve the problem. If the message was generated by the ACFS Checker, then run the ACFS Fixer to resolve the problem. Frequent metadata inconsistencies may point to internal errors. In this case, contact Oracle Support Services.

ACFS-07935: The *_FileEntry* metadata structure for the accelerator volume storage bitmap is invalid.

Cause: File system checking has identified the metadata inconsistency reported in the message.

Action: If the message was generated by the ACFS Fixer, then no further action is needed. The ACFS Fixer will resolve the problem. If the message was generated by the ACFS Checker, then run the ACFS Fixer to resolve the problem. Frequent metadata inconsistencies may point to internal errors. In this case, contact Oracle Support Services.

ACFS-07936: Extent structure has incorrect *_VolId* value.\n found: *string*\nfor structure:\n*nstring*

Cause: File system checking has identified the metadata inconsistency reported in the message.

Action: If the message was generated by the ACFS Fixer, then no further action is needed. The ACFS Fixer will resolve the problem. If the message was generated by the ACFS Checker, then run the ACFS Fixer to resolve the problem. Frequent metadata inconsistencies may point to internal errors. In this case, contact Oracle Support Services.

ACFS-07937: File extent exceeds accelerator volume size.\n *string*\nextent: *_FileOffset: string* *_Length: string* *_PhysicalDiskOffset: string*\nfor file:\n*nstring*

Cause: File system checking has identified the metadata inconsistency reported in the message.

Action: If the message was generated by the ACFS Fixer, then no further action is needed. The ACFS Fixer will resolve the problem. If the message was generated by the ACFS Checker, then run the ACFS Fixer to resolve the problem. Frequent metadata inconsistencies may point to internal errors. In this case, contact Oracle Support Services.

**ACFS-07938: Accelerator Global_BitMap has invalid value for number of bits set.
\n found: *string* maximum: *string*\nfor file:\n*nstring***

Cause: File system checking has identified the metadata inconsistency reported in the message.

Action: If the message was generated by the ACFS Fixer, then no further action is needed. The ACFS Fixer will resolve the problem. If the message was generated by the ACFS Checker, then run the ACFS Fixer to resolve the problem. Frequent metadata inconsistencies may point to internal errors. In this case, contact Oracle Support Services.

**ACFS-07939: Accelerator Global_BitMap has invalid value for number of bits set.
\n found: *string*, but expected to find: *string*\nfor file:\n*nstring***

Cause: File system checking has identified the metadata inconsistency reported in the message.

Action: If the message was generated by the ACFS Fixer, then no further action is needed. The ACFS Fixer will resolve the problem. If the message was generated by the ACFS Checker, then run the ACFS Fixer to resolve the problem. Frequent metadata inconsistencies may point to internal errors. In this case, contact Oracle Support Services.

**ACFS-07940: Accelerator Global_BitMap has invalid value for next offset to search.
\n found: *string* maximum: *string*\nfor file:\n*nstring***

Cause: File system checking has identified the metadata inconsistency reported in the message.

Action: If the message was generated by the ACFS Fixer, then no further action is needed. The ACFS Fixer will resolve the problem. If the message was generated by the ACFS Checker, then run the ACFS Fixer to resolve the problem. Frequent metadata inconsistencies may point to internal errors. In this case, contact Oracle Support Services.

**ACFS-07941: mismatch between temporary Global_BitMap and on-disk accelerator
Global_BitMap**

Cause: File system checking has identified the metadata inconsistency reported in the message.

Action: If the message was generated by the ACFS Fixer, then no further action is needed. The ACFS Fixer will resolve the problem. If the message was generated by the ACFS Checker, then run the ACFS Fixer to resolve the problem. Frequent metadata inconsistencies may point to internal errors. In this case, contact Oracle Support Services.

**ACFS-07942: Accelerator Global_BitMap has bits incorrectly set for storage beyond
the file system size for file:\n*nstring***

Cause: File system checking has identified the metadata inconsistency reported in the message.

Action: If the message was generated by the ACFS Fixer, then no further action is needed. The ACFS Fixer will resolve the problem. If the message was generated by the ACFS Checker, then run the ACFS Fixer to resolve the problem. Frequent

metadata inconsistencies may point to internal errors. In this case, contact Oracle Support Services.

ACFS-07943: The specified volume is an accelerator volume. Cannot proceed.

Cause: The volume specified on the command line was an accelerator volume. The command requires the primary file system volume.

Action: Rerun the command specifying the primary file system volume.

ACFS-07944: could not set up _VolDiskHdr STRUCT_INFO

Cause: File system checking has identified the metadata inconsistency reported in the message.

Action: If the message was generated by the ACFS Fixer, then no further action is needed. The ACFS Fixer will resolve the problem. If the message was generated by the ACFS Checker, then run the ACFS Fixer to resolve the problem. Frequent metadata inconsistencies may point to internal errors. In this case, contact Oracle Support Services.

ACFS-07945: found _DirNode in block: *number* at disk offset: *string*\nfor directory: \n*string*

Cause: File system checking has identified the metadata inconsistency reported in the message.

Action: If the message was generated by the ACFS Fixer, then no further action is needed. The ACFS Fixer will resolve the problem. If the message was generated by the ACFS Checker, then run the ACFS Fixer to resolve the problem. Frequent metadata inconsistencies may point to internal errors. In this case, contact Oracle Support Services.

ACFS-07946: *string* has an invalid extent node at disk offset *string*

Cause: File system checking has identified the metadata inconsistency reported in the message.

Action: If the message was generated by the ACFS Fixer, then no further action is needed. The ACFS Fixer will resolve the problem. If the message was generated by the ACFS Checker, then run the ACFS Fixer to resolve the problem. Frequent metadata inconsistencies may point to internal errors. In this case, contact Oracle Support Services.

ACFS-07947: Mount point directory '*string*' was specified when device name expected.

Cause: The ACFS Checker rejected the mount point because a file system device name was expected.

Action: Specify the device containing the file system.

ACFS-07951: signal *number* received

Cause: The ACFS Checker received the indicated interrupt signal.

Action: If this was not an operator-initiated abort of the ACFS Checker, then correct the problem indicated by the accompanying error messages. If the solution is not clear, contact Oracle Support Services.

ACFS-07952: File has _SynchFlags value indicating range locking which is not supported on this file system.\n found: *string*\nFile:\n*string*

Cause: File system checking has identified the metadata inconsistency reported in the message.

Action: If the message was generated by the ACFS Fixer, then no further action is needed. The ACFS Fixer will resolve the problem. If the message was generated by the ACFS Checker, then run the ACFS Fixer to resolve the problem. Frequent metadata inconsistencies may point to internal errors. In this case, contact Oracle Support Services.

ACFS-07953: File has invalid *_range_size* value.\n found: *number* expected: *number* \nFile:\nstring

Cause: File system checking has identified the metadata inconsistency reported in the message.

Action: If the message was generated by the ACFS Fixer, then no further action is needed. The ACFS Fixer will resolve the problem. If the message was generated by the ACFS Checker, then run the ACFS Fixer to resolve the problem. Frequent metadata inconsistencies may point to internal errors. In this case, contact Oracle Support Services.

ACFS-07954: The specified volume is an accelerator volume so cannot be made mountable.

Cause: An attempt to force a volume into a mountable state using 'fsck.acfs -f' was rejected because the supplied volume was an accelerator. An accelerator can only be used in conjunction with its primary volume.

Action: Reissue the 'fsck.acfs -f' command with the primary volume that corresponds to the supplied accelerator volume. If the primary volume no longer exists, the accelerator volume cannot be made usable.

ACFS-07955: read of global directory file entry failed

Cause: A read of the volume metadata during an invocation of 'fsck.acfs -f' failed. Accompanying messages provide failure details.

Action: Correct the problem indicated by the other messages. If the cause of the problem is unclear, contact Oracle Support Services.

ACFS-07956: accelerator volume found and restored

Cause: During an invocation of 'fsck.acfs -f', the supplied primary volume's metadata showed that it had made use of an accelerator volume. Both the primary and accelerator volumes have been restored, but the metadata has not been verified.

Action: The ACFS Fixer has restored the file system, but its metadata must be verified using 'fsck.acfs' before attempting to mount it. If the accelerator had been repurposed, the file system associated with the primary volume cannot be mounted, which will be reported by 'fsck.acfs'.

ACFS-07957: unable to mount removed file system *string*

Cause: An attempt to mount the indicated file system was rejected because it had been removed via the acfsutil rmfs utility.

Action: To render this file system mountable, run 'fsck.acfs -f'.

ACFS-07999: unexpected ACFS Checker/Fixer assert: "*string*", *string*: *string*: *number*

Cause: An unexpected situation has occurred.

Action: Contact Oracle Support Services.

ACFS-09025: Failed to update the Windows Registry for volume *string* on drive *string*

Cause: An attempt to store data in the Windows registry failed. This message is accompanied by other message(s) that provide details as to the exact cause of the failure.

Action: Correct the problem indicated by the accompanying messages and retry the operation.

ACFS-09100: Creating volume '*string*' in diskgroup '*string*'.

Cause: Informational

Action: None

ACFS-09101: Failed to create volume '*string*' in diskgroup '*string*'.

Cause: The volume was unable to be created in the diskgroup. Possible Causes: 1) ASM is not running. 2) User is not part of the ASMAADMIN group. 3) An ASM specific error occurred.

Action: 1) Verify that ASM is running ('srvctl status asm') 2) Verify that the user is part of the ASMAADMIN group. 3) Check the ASM logs and output for an ASM specific error.

ACFS-09102: Unable to verify creation of ACFS Oracle database Home.

Cause: A command was given to ASM to create the specified volume and no errors were detected. However, post creation checks failed to find that the volume that was created and/or enabled.

Action: Run sqlplus (or asmcmd) to manually create the volume.

ACFS-09103: Enabling volume '*string*' on diskgroup '*string*'.

Cause: Informational

Action: None

ACFS-09104: Enable of volume '*string*' failed.

Cause: ASM was instructed to enable the specified volume and failed.

Action: Attempt a manual enable via sqlplus or asmcmd.

ACFS-09105: Volume '*string*' not found in '*string*'.

Cause: The specified volume does not exist.

Action: Create volume via sqlplus or asmcmd.

ACFS-09106: Diskgroup '*string*' not found.

Cause: The specified diskgroup does not exist.

Action: Create diskgroup via sqlplus or asmcmd.

ACFS-09107: ASM mounting diskgroup '*string*'.

Cause: Informational

Action: None

ACFS-09108: ASM mount of diskgroup '*string*' failed.

Cause: ASM found the specified diskgroup but could not mount it.

Action: Try mounting the diskgroup manually via sqlplus. If the mount fails, check ASM logs for errors related to the diskgroup, clear errors, and try again.

ACFS-09109: *string* driver failed to load.

Cause: The driver failed to load.

Action: View the system specific OS kernel log (for instance, /var/log/messages on Linux, Event Log on Windows). If the drivers have not previously been unloaded ('crsctl stop crs', 'acfsload stop', 'acfsroot uninstall'), it is not possible to reload them. If a specific error has occurred, then clear the error condition and try again. If the OS and/or architecture is not supported by the drivers, then contact Oracle Support Services for an updated driver package.

ACFS-09110: Offline mount point '*string*' was dismounted for recovery.

Cause: Informational. The mount point referenced was fenced due to an underlying volume failure. In this case, the mount point was successfully dismounted for recovery.

Action: None

ACFS-09111: Offline mount point '*string*' was recovered.

Cause: Informational - the mount point referenced was fenced due to an underlying volume failure. In this case, the mount point was successfully remounted, which has enabled IO to the file system.

Action: None

ACFS-09112: The following process IDs have open references on mount point '*string*':

Cause: During shutdown of the CRS stack, it was determined that a process had files open on the mount point in the process of being dismounted. This prevents the dismount from succeeding.

Action: Terminate any process\applications that are using files on the mount point that is being dismounted before stopping the CRS stack.

ACFS-09113: These processes will now be terminated.

Cause: Informational

Action: None

ACFS-09114: completed

Cause: Informational

Action: None

ACFS-09115: The command '*string*' returned an unexpected value.

Cause: This is an internal error.

Action: An internal error occurred during the installation process. Restart the installation process.

ACFS-09116: Offline mount point '*string*' was not recovered.

Cause: An inaccessible mount point could not be restored to working condition.

Action: Manual intervention is required to clear the offline mount point. Dismount the mount point and remount it manually to restore access to the mount point.

ACFS-09117: Manual intervention is required.

Cause: Informational, from previous errors.

Action: Clear previous errors and retry.

ACFS-09118: Driver *string* in use - cannot unload.

Cause: This may be seen during 'crsctl stop crs', 'acfsload stop', or 'acfsroot uninstall'. Applications (possibly ASM) have open references on the driver.

Action: Terminate applications, including ASM, that may be using the driver and retry.

ACFS-09119: Driver *string* failed to unload.

Cause: An unknown error has occurred when trying to unload the driver.

Action: Check system specific logs (/var/log/messages on Linux, Event Log on Windows) and clear any error conditions that are preventing the unload.

ACFS-09120: The '*string*' machine architecture not supported.

Cause: ADVM/ACFS device drivers have not yet been ported to this CPU type or OS. This occurs when the customer manually tries to load the drivers on an architecture or system OS type that ACFS is not supported, such as VMS.

Action: Contact Oracle Support Services to determine if an updated driver is available for this OS and architecture, or install ACFS on a supported architecture and OS.

ACFS-09121: Failed to detect control device '*string*'.

Cause: ADVM/ACFS device drivers have been started but the devices that should have been created have not been.

Action: Try 'acfsload stop' followed by 'acfsload start' or restarting the crs stack - 'crsctl stop crs', 'crsctl start crs'. If the control devices still do not exist, contact Oracle Support Services.

ACFS-09122: ADVM device not determined from mount point '*string*'.

Cause: This is an internal error.

Action: Contact Oracle Support Services.

ACFS-09123: '*string*' command not found.

Cause: A required component of ACFS is missing. This could be an incomplete install, removal of files from the system after install, or an unknown cause.

Action: Re-install by running 'acfsroot install'. If that does not work, than contact Oracle Support Services. In the event that handle.exe // is not found, than please install handle from sysinternals.com or another site, and make sure that the PATH environment variable contains the install location. Retry the operation.

ACFS-09124: *string* driver failed to detach from the system driver stack.

Cause: The ACFS driver is being used by one or more mounted file systems.

Action: Unmount all ACFS file systems and retry the operation.

ACFS-09125: ADVM/ACFS is not supported on this OS: '*string*'

Cause: ADVM/ACFS device drivers have not been ported to this OS.

Action: None

ACFS-09126: Attempting to terminate the program '*string*' with OS process ID '*string*'.

Cause: The process was using an ACFS file system, which was being forcibly unmounted. A kill signal was sent to allow the unmount to proceed.

Action: This message is informational.

ACFS-09127: Not all ADVM/ACFS drivers have been loaded.

Cause: ADVM/ACFS device drivers have been started but not all of them are detected as running.

Action: Try 'acfsload stop' followed by 'acfsload start'. If that does not start all drivers, than contact Oracle Support Services.

ACFS-09128: unknown query type '*string*'

Cause: This is an internal error.

Action: Contact Oracle Support Services.

ACFS-09129: ADVM/ACFS not installed

Cause: No ADVM/ACFS drivers or commands have been found on the system. All ADVM and ACFS actions will be disabled.

Action: Install components using 'acfsroot install *options*'. No ACFS file systems or ADVM volume devices will be available until ADVM/ACFS has been installed.

ACFS-09130: Root access required

Cause: The user this command is executing as does not have sufficient privileges to run this command.

Action: Run this command as a user with administrative privileges.

ACFS-09135: *string* installation aborted.

Cause: Informational

Action: See preceding error message for more information.

ACFS-09136: PID *string* could not be killed.

Cause: Failed to kill a Process ID during a force unmount of a file system.

Action: Manually kill the process and retry the unmount.

ACFS-09137: Failed to set group on directory '*string*'.

Cause: The group of the directory could not be changed.

Action: Make sure the user has permission to do so.

ACFS-09138: command '*string*' completed with an error: *string*

Cause: 'acfsutil' did not successfully run.

Action: Correct the problem described in the accompanying error message from 'acfsutil'. If this error was returned within the context of a CRS resource execution, retry the CRS action after the problem is resolved.

ACFS-09139: Attempting recovery of offline mount point '*string*'

Cause: An ACFS mount point reported by the 'acfsutil' command was not accessible.

Action: This message is informational. CRS will attempt to recover the mount point.

**ACFS-09140: Unable to determine the correct drivers for this version of Windows:
ID:*string* Major:*string* Minor:*string* Product Type:*string***

Cause: Error. ACFS is not supported on this Windows Version.

Action: Report this message to Oracle Support Services to determine if an update to ACFS is available.

ACFS-09149: unable to determine device mount status - unsupported OS name '*string*'

Cause: The standard method to determine mount state of a device was unavailable. It is possible that ADVN/ACFS is not supported on the OS.

Action: Report the value of OS to Oracle Support Services.

ACFS-09150: Unexpected output from 'acfsutil info fs': '*string*'.

Cause: Informational

Action: None

ACFS-09151: Ignoring request to mount due to existence of "oracle_nomounts" file: '*string*'

Cause: "An "oracle_nomounts" file was present, causing file system mount processing to be skipped during a CRS resource operation."

Action: Normal mount operations can be resumed by removing the "oracle_nomounts" file.

ACFS-09152: Program '*string*' with OS process ID '*string*' will not be terminated.

Cause: The process is using an ACFS file system which is being forcibly unmounted but it will not be terminated because it is a system critical process.

Action: Manual intervention may be required.

ACFS-09153: Program '*string*' with OS process ID '*string*' is using mount point '*string*'.

Cause: The process is using the mount point.

Action: None - Informational.

ACFS-09154: Loading '*string*' driver.

Cause: Informational.

Action: None

ACFS-09155: Checking for existing '*string*' driver installation.

Cause: Informational.

Action: None

ACFS-09156: Detecting control device '*string*'.

Cause: Informational.

Action: None

ACFS-09157: Detecting driver '*string*'.

Cause: Informational.

Action: None

ACFS-09158: Configuration file '*string*' in the /boot directory does not exist.

Cause: A populated /boot directory, which contains static files required to install kernel modules, was not detected on the system.

Action: After restoring the /boot directory and the kernel configuration files, re-run "acfsroot install".

ACFS-09160: Can not use the silent and verbose options at the same time.

Cause: The -s and -v options were used in the command. These options are mutually exclusive.

Action: Re-execute the command with one of the options or neither.

ACFS-09161: acfsroot install: Install ADVN/ACFS components.

Cause: Informational.

Action: None

ACFS-09162: acfsroot uninstall: Uninstall ADVN/ACFS components.

Cause: Informational.

Action: None

ACFS-09163: acfsroot version_check: Check ADVN/ACFS version.

Cause: Informational.

Action: None

ACFS-09164: acfsroot enable: Enable ADVN/ACFS CRS resources.

Cause: Informational.

Action: None

ACFS-09165: acfsroot disable: Disable ADVN/ACFS CRS resources.

Cause: Informational.

Action: None

ACFS-09166: *string* [-h] [-s | -v]

Cause: Syntax error or help [-h] option was passed.

Action: Use syntax as specified in the 'Usage' message.

ACFS-09167: ADVN/ACFS is not installed or loaded. Run 'acfsroot install'.

Cause: An operation was requested that requires ADVN/ACFS to be running.

Action: Run 'acfsroot install' and then run the requested operation.

ACFS-09168: The CRS query "*string*" cannot be parsed.

Cause: This is an internal error.

Action: Contact Oracle Support Services.

ACFS-09169: The CRS attribute value specification "*string*" is invalid.

Cause: This is an internal error.

Action: Contact Oracle Support Services.

ACFS-09170: The file system's CRS resource name "*string*" is invalid.

Cause: This is an internal error.

Action: Contact Oracle Support Services.

ACFS-09171: The CRS resource for the file system on device *string* cannot be retrieved

Cause: Informational

Action: Analyze the error messages that precede this message.

ACFS-09172: The CRS resource for the file system on device *string* cannot be registered

Cause: Informational

Action: Analyze the error messages that precede this message.

ACFS-09173: The `srvctl` command line "*string*" failed to execute. (*number*)

Cause: This is an internal error.

Action: Contact Oracle Support Services.

ACFS-09174: unable to communicate with CRS

Cause: The application failed to communicate with CRS.

Action: Verify that CRS is running. Check the CRS logs to determine why the CRS resource is not responding.

ACFS-09175: Invalid trace level. Valid values for trace level are 0, 1 or 2.

Cause: An invalid trace level was provided.

Action: Use a supported trace level: 0, 1, or 2.

ACFS-09176: Entering '*string*'

Cause: Informational.

Action: None

ACFS-09177: Return from '*string*'

Cause: Informational.

Action: None

ACFS-09178: Return code = *string*

Cause: Informational.

Action: None

ACFS-09179: Command executed: '*string*', output = '*string*'

Cause: Informational.

Action: None

ACFS-09180: Sub-command is '*string*'

Cause: Informational.

Action: None

ACFS-09181: Kernel version is '*string*'

Cause: Informational.

Action: None

ACFS-09182: Variable '*string*' has value '*string*'

Cause: Informational.

Action: None

ACFS-09183: Query = '*string*'

Cause: Informational.

Action: None

ACFS-09184: *string* [-h] [-s | -v | -t <0,1,2>]

Cause: Either a syntax error or unknown option was specified, or the help (-h) option was specified.

Action: Use syntax as specified in the 'Usage' message.

ACFS-09185: *string* [-h] [-s | -v | -t <0,1,2>] [-l *directory*]

Cause: Either a syntax error or unknown option was specified, or the help (-h) option was specified.

Action: Use syntax as specified in the 'Usage' message.

ACFS-09186: Usage: *acfsroot uninstall* [-h] [-s | -v | -t <0,1,2>]

Cause: Either a syntax error or unknown option was specified, or the help (-h) option was specified.

Action: Use syntax as specified in the 'Usage' message.

ACFS-09187: Usage: *acfsroot version_check* [-h] [-t <0,1,2>] [-l *location*]

Cause: Either a syntax error or unknown option was specified, or the help (-h) option was specified.

Action: Use syntax as specified in the 'Usage' message.

ACFS-09188: cannot use the trace option with the silent or verbose options

Cause: Conflicting options were specified.

Action: Specify only one of -s, -v, and -t.

ACFS-09189: [-t <0,1,2>] - trace level

Cause: Either a syntax error or unknown option was specified, or the help (-h) option was specified.

Action: Use syntax as specified in the 'Usage' message.

ACFS-09190: User group '*string*' does not exist.

Cause: The group name is required to create ADVN/ACFS devices with the correct attributes. The group name could not be found in the /etc/group file nor in the various remote services like LDAP, AD, NIS/Yellow Pages, DNS, etc.

Action: Ensure that the required group exists, then re-run the command.

ACFS-09191: Usage: *acfsroot version_check* [-h] [-t <0,1,2>]

Cause: Either a syntax error or unknown option was specified, or the help (-h) option was specified.

Action: Use syntax as specified in the 'Usage' message.

ACFS-09192: unknown installation mode: *string*

Cause: An attempt to execute the 'acfsroot install' command failed because an unknown mode was specified.

Action: Consult the documentation and reissue the command specifying a supported installation mode.

ACFS-09193: Use of the -m flag is not supported in this OS.

Cause: An attempt was made to install ACFS with the -m flag in an operating system that did not support Oracle Database Appliance modes.

Action: Installation of ACFS cannot proceed with the -m flag in the current operating system. Reissue the command without the -m flag.

ACFS-09200: Supported

Cause: ADVM/ACFS device drivers have been ported to this OS or CPU type.

Action: None - Informational.

ACFS-09201: Not Supported

Cause: ADVM/ACFS device drivers have not yet been ported to this OS or CPU type.

Action: None

ACFS-09203: true

Cause: ADVM/ACFS device drivers were installed/loaded.

Action: None

ACFS-09204: false

Cause: ADVM/ACFS device drivers were not installed/loaded.

Action: None

ACFS-09205: usage: *string* [-h] [-orahome <home_path>] {installed | loaded | version | supported | validate} [-s]

Cause: Syntax error or help [-h] option was passed.

Action: Use syntax as specified in the 'Usage' message.

ACFS-09206: usage: *string* [-orahome <ORACLE_HOME>] {installed | loaded | version | supported} [-s]

Cause: Syntax error.

Action: Use syntax as specified in the 'Usage' message.

ACFS-09207: The user this command is executing as does not have permission to execute Perl in '*string*'.

Cause: Perl permissions are read/write/execute owner (0700). The user this command is executing as is not the owner of the perl binary.

Action: Enter the db home as an argument to -orahome. Ensure that the user executing the command has execute permission on the perl binary in that db home.

ACFS-09208: Enter the location of the db home for this database to '-orahome'.

Cause: Perl permissions are read/write/execute owner (0700). The user this command is executing as is not the owner of the perl binary.

Action: Enter the db home as an argument to -orahome. Ensure that the user executing the command has execute permission on the perl binary in that db home.

ACFS-09210: The ADVM/ACFS drivers are supported but have not been verified on this Operating System version.

Cause: The drivers have not been explicitly tested on this operating system version but are expected to work properly.

Action: This message is informational.

ACFS-09211: usage: *string* [-h] [-orahome <home_path>] {installed | loaded | version | supported [-v]} [-s]

Cause: Syntax error or help [-h] option was passed.

Action: Use syntax as specified in the 'Usage' message.

ACFS-09213: Configuration file '*string*' in the /boot directory does not exist or cannot be read.

Cause: An attempt to check for compatible kernel was unable to read required /boot configuration data.

Action: Verify user permissions, that the configuration file is accessible, and then retry the command.

ACFS-09225: Failed to start OKS persistent logging.

Cause: The drivers were successfully loaded but OKS persistent logging failed to start.

Action: run "acfsutil plogconfig -d *GridHome*" to perform a manual start.

ACFS-09226: ADVM/ACFS drivers not correct for this OS - cannot load.

Cause: The device drivers installed are not compatible with the currently running operating system

Action: run "acfsroot install *options*" to install the correct drivers.

ACFS-09250: Unable to get the ASM administrator user name from the ASM process.

Cause: ASM processes have not been found running on this system. This will prevent the requested action from being completed.

Action: Start ASM ('srvctl start asm') and retry the operation.

ACFS-09251: Mount point '*string*' unmounted.

Cause: Informational.

Action: None

ACFS-09252: The following process IDs have open references on mount point '*string*':

Cause: Informational.

Action: None

ACFS-09253: Failed to unmount mount point '*string*'. Mount point likely in use.

Cause: Other processes have outstanding open references on the mount point.

Action: Terminate applications using files on the mountpoint than retry the // operation (' crsctl stop crs').

ACFS-09254: Manual intervention is required.

Cause: Follow up message to ACFS-9253.

Action: None - Informational.

ACFS-09255: Creating '*string*' mount point.

Cause: Informational.

Action: None

ACFS-09256: Failed to create mountpoint '*string*'.

Cause: The mount point may already exist, the user executing the command may have insufficient permission, or a system specific error may have occurred.

Action: Choose another mount point, execute the action from an account with the required permissions, or resolve the specified error shown before this message.

ACFS-09257: Mounting device '*string*' on mount point '*string*'.

Cause: Informational.

Action: None

ACFS-09258: Failed to mount device '*string*' on mount point '*string*'.

Cause: The mount point may be in use, the user executing this command may have insufficient permissions, or another system specific error may have occurred.

Action: Make sure that the mount point is available, ensure the user executing the command has the correct permissions, or resolve any system error shown before this message.

ACFS-09259: Mount point '*string*' already has a device mounted on it.

Cause: There is already a device mounted on this mount point.

Action: If the new device is meant to replace the old device on this mount point, unmount the old one first and retry the operation. Otherwise this error may be ignored.

ACFS-09260: Failed to connect to the ASM instance.

Cause: ASM connection attempt failed.

Action: Ensure that the ORACLE_SID environment variable is correctly set to // the value of the ASM instance. In addition, verify that ASM is running ('srvctl status asm').

ACFS-09261: Invalid _ORA_NAME format.

Cause: This is an internal error.

Action: Report this to Oracle Support Services.

ACFS-09262: Invalid sub-command '*string*'.

Cause: This is an internal error or the user attempted to run the script manually with an incorrect sub-command.

Action: Contact Oracle Support Services or use a correct sub-command.

ACFS-09263: Valid sub-commands are 'start', 'stop', 'check', and 'clean'.

Cause: This results in an incorrect usage of the command.

Action: Run the command with an option (command) that is supported, such as 'start', 'stop', 'check', or 'clean'.

ACFS-09264: Mount point '*string*' is not mounted.

Cause: Informational.

Action: None

ACFS-09274: Resource '*string*' is not online.

Cause: Informational.

Action: None

ACFS-09275: The clean failed to unmount the required mountpoint(s) - re-trying.

Cause: Informational. A file system could not be unmounted. This could be due to new process being started just before the unmount.

Action: None. 9276 - 9288 UNUSED

ACFS-09289: *string* not set in environment.

Cause: The referenced environment variable was not set. This makes it impossible to continue with the requested action.

Action: Ensure that the referenced variable is set and retry the operation.

ACFS-09290: Waiting for ASM to shutdown.

Cause: The resource cannot be terminated while ASM is running.

Action: Wait for ASM to stop. Stop it manually if that does not happen.

ACFS-09291: Waiting for the Windows 'sc stop *string*' command to complete.

Cause: Informational. System activity is preventing the driver from stopping.

Action: If the driver does not unload, a node reboot may be necessary

ACFS-09300: ADVM/ACFS distribution files found.

Cause: Informational.

Action: None

ACFS-09301: ADVM/ACFS installation cannot proceed:

Cause: Previous errors have caused the installation to reach a point where it cannot continue.

Action: Fix previous errors.

ACFS-09303: No installation files found for OS kernel version *string*.

Cause: If '-l' (distribution directory) was specified, the directory may not be valid.

Action: Choose a proper distribution location version.

ACFS-09304: Installation cannot proceed: Failed to unload ADVM/ACFS drivers.

Cause: Applications (possibly ASM) have open references on the drivers.

Action: Terminate applications and ASM that may be using the drivers, and retry the installation.

ACFS-09305: ADVM/ACFS installation cannot proceed:

Cause: Informational.

Action: Clear previous error and retry.

ACFS-09306: Failed to uninstall previous installation.

Cause: Could not remove ADVM/ACFS commands and or drivers.

Action: Commands and/or drivers are likely in use. Wait for operations to finish, unload the drivers, and retry the installation.

ACFS-09307: Installing requested ADVM/ACFS software.

Cause: Informational.

Action: None

ACFS-09308: Loading installed ADVM/ACFS drivers.

Cause: Informational.

Action: None

ACFS-09309: ADVM/ACFS installation correctness verified.

Cause: Informational.

Action: None

ACFS-09310: ADVM/ACFS installation failed.

Cause: A previous error caused this installation to fail.

Action: Correct previous error and retry the installation.

ACFS-09311: not all components were detected after the installation.

Cause: ADVM/ACFS commands and drivers were found in the installation area but did not get placed in their assigned locations.

Action: Re-install using 'acfsroot install -l *options*'. If necessary, contact Oracle Support Services.

ACFS-09312: Existing ADVM/ACFS installation detected.

Cause: Informational.

Action: None

ACFS-09313: No ADVM/ACFS installation detected.

Cause: An attempt was made to un-install ADVM/ACFS components that did not exist on the system.

Action: None - there is no problem.

ACFS-09314: Removing previous ADVM/ACFS installation.

Cause: Informational.

Action: None

ACFS-09315: Previous ADVM/ACFS components successfully removed.

Cause: Informational.

Action: None

ACFS-09316: Valid ADVM/ACFS distribution media detected at: '*string*'

Cause: Informational.

Action: None

ACFS-09317: No ADVM/ACFS distribution media detected at location: '*string*'

Cause: If -l (location) is used, the directory specified may be invalid.

Action: Use the correct directory.

ACFS-09318: ORACLE_HOME is not set.

Cause: This is an internal error.

Action: Report this to Oracle Support Services.

ACFS-09319: Unknown OS kernel version '*string*' detected.

Cause: This is an internal error.

Action: Contact Oracle Support Services.

ACFS-09320: Missing file: '*string*'.

Cause: A required command or driver is not found on the installation media (pre install) or system (post install).

Action: If post install, try running acfsroot again. Otherwise, contact Oracle Support Services.

ACFS-09321: Creating udev for ADVN/ACFS.

Cause: Informational.

Action: None

ACFS-09322: completed

Cause: Informational.

Action: None

ACFS-09323: Creating module dependencies - this may take some time.

Cause: Informational.

Action: None

ACFS-09324: Alternate drivers installed.

Cause: Informational.

Action: None

ACFS-09327: Verifying ADVN/ACFS devices.

Cause: Informational.

Action: None

ACFS-09328: unknown query type '*string*'.

Cause: This is an internal error.

Action: Contact Oracle Support Services.

ACFS-09329: Failed to uninstall driver: '*string*'.

Cause: Acfsinstall failed to uninstall the driver.

Action: Drivers may be in use. Correct previously reported errors and retry uninstall. If that fails, contact Oracle Support Services.

ACFS-09330: Binary '*string*' not installed.

Cause: A component that should have been installed was not installed.

Action: Rerun 'acfsroot install'.

ACFS-09339: The environment variable ORACLE_HOME is not set.

Cause: This is an internal error.

Action: Contact Oracle Support Services.

ACFS-09340: failed to install *string* driver.

Cause: Acfsinstall failed to install the driver.

Action: Run acfsinstall manually to see reported errors, resolve them, and retry.

ACFS-09341: Binary '*string*' not found.

Cause: One of the binaries that make up the ACFS package is missing.

Action: Reinstall the ACFS package and retry the operation.

ACFS-09343: Unable to retrieve OS kernel version from module *string*.

Cause: Running modinfo against the usm driver failed.

Action: None - the current OS kernel version will be used instead.

ACFS-09344: Missing directory: '*string*'.

Cause: A required directory is not found on the system.

Action: Contact Oracle Support Services.

ACFS-09345: Unable to create directory: '*string*'.

Cause: Creation of a required directory failed.

Action: Contact Oracle Support Services.

ACFS-09346: Unable to install file: '*string*'.

Cause: Copying to the given destination failed.

Action: Rerun acfsroot after correcting the OS error.

ACFS-09347: Unable to set permission bits (*string*) on: '*string*'.

Cause: Setting the given permission bits failed.

Action: Manually set the permissions to the required level.

ACFS-09348: Unable to remove '*string*'.

Cause: A previously installed file was unable to be removed.

Action: Attempt to manually remove the file.

ACFS-09349: Unable to configure driver '*string*'.

Cause: A driver was installed but add_drv failed to write a configuration file.

Action: Correct the OS error and re-run acfsroot install.

ACFS-09350: Failed to create a symbolic link from '*string*' to '*string*'.

Cause: Creating a symbolic link failed.

Action: Rerun acfsroot after correcting the OS error.

ACFS-09351: Unable to remove devlink entry for '*string*'.

Cause: An entry for the driver was found in /etc/devlink.tab but it was not possible to remove the entry.

Action: Manually remove the entry from /etc/devlink.tab and re-run acfsroot uninstall

ACFS-09352: Unable to write to '*string*'.

Cause: A file required modifications but it was not possible to write to it.

Action: Check the file permissions.

ACFS-09353: Unable to unconfigure *string*.

Cause: A call to rem_drv failed.

Action: Correct the OS error and re-run acfsroot uninstall.

ACFS-09354: Unable to create symlink: '*string*'.

Cause: Ensure that a file with the same name does not already exist and the user has permission.

Action: Remove the existing file and make sure the user has the required permission.

ACFS-09355: Performing AIX setup failed with error code '*string*'.

Cause: Running AIX initial setup has failed.

Action: Correct the error and re-run the root install script.

ACFS-09356: Saving the AIX ODM changes for '*string*' failed with error code '*string*'.

Cause: Running the AIX savebase command failed.

Action: Correct the error and re-run the root install script.

ACFS-09357: Getting the ASMADMIN group failed with error code '*string*'.

Cause: Previous installation steps may have failed.

Action: Correct the preceding error and re-run the root install script.

ACFS-09358: Adding the AIX ODM entry for '*string*' failed with error code '*string*'.

Cause: Running the AIX odmadd command failed.

Action: Correct the error and re-run the root install script.

ACFS-09360: The command aixsetup failed with error code '*string*'.

Cause: Running the aixsetup script failed.

Action: Correct the error and re-run the root install script.

ACFS-09361: Removing device '*string*' failed with error code '*string*'.

Cause: Running the device's undefine method failed.

Action: Correct the error and re-run the root uninstall script.

ACFS-09362: Warning: deleting the AIX ODM entry for '*string*' failed with error code '*string*'.

Cause: Running the odmdelete command failed.

Action: Manually remove the entry or ignore the message.

ACFS-09363: Opening the file /etc/vfs for read failed.

Cause: The /etc/vfs file is not readable.

Action: Check the permission of the file and ensure it has read permission.

ACFS-09364: Opening the file /etc/vfs for append failed.

Cause: The /etc/vfs file is not writable.

Action: Check the permission of the file and ensure it has write permission.

ACFS-09365: The directory '*string*' is not being removed.

Cause: The directory was scheduled to be uninstalled, but it contained files that were not installed by acfsroot.

Action: Manually remove the directory.

ACFS-09366: Relative path for mount point '*string*' is not supported.

Cause: Mount point was provided as a relative path.

Action: Specify the mount point in the form of an absolute path.

ACFS-09381: Modification of ADVN/ACFS drivers resource failed.

Cause: An attempt to modify the ACFS drivers resource resulted in an error.

Action: Contact Oracle Support Services.

ACFS-09382: Modification of ADVN/ACFS drivers resource succeeded.

Cause: Informational.

Action: None

ACFS-09383: ADVM/ACFS uninstall cannot proceed

Cause: ADVM/ACFS uninstall cannot proceed due to an error. This message is accompanied by other message(s) providing details on the error.

Action: Correct the problem indicated in the other messages.

ACFS-09384: Invalid OS kernel variation '*string*'.

Cause: The command found an OS kernel variation (e.g., "el5", etc) that it did not recognize as a valid ADVM/ACFS supported kernel.

Action: Boot a supported kernel

ACFS-09385: Usage: acfsroot version_check [-h] [-l *location*]

Cause: Syntax error or help [-h] option was passed.

Action: Use syntax as specified in the 'Usage' message.

ACFS-09388: An absolute path name must be specified for the alternate location.

Cause: A relative path name to the distribution files was specified.

Action: Enter the absolute path name instead.

ACFS-09389: ORACLE_HOME is not set to the location of the Grid Infrastructure home.

Cause: The ORACLE_HOME environment variable was not set correctly.

Action: Make sure that the ORACLE_HOME environment variable is set to the location of the Grid Infrastructure home and that it is properly exported.

ACFS-09390: The command '*string*' returned unexpected output that may be important for system configuration:

Cause: One of the operating system commands used to configure the system returned an unexpected error. This message is accompanied by other message(s) providing details of the error.

Action: See the operating system documentation for the specific command for more information on this error.

ACFS-09391: Checking for existing ADVM/ACFS installation.

Cause: Informational.

Action: None

ACFS-09392: Validating ADVM/ACFS installation files for operating system.

Cause: Informational.

Action: None

ACFS-09393: Verifying ASM Administrator setup.

Cause: Informational.

Action: None

ACFS-09394: The installed driver *string* has a build date of *string* which does not match the loaded kernel module build date of *string*.

Cause: The most likely cause is that an upgrade or patch procedure failed to unload the kernel module.

Action: Reboot the system before attempting to use ACFS.

ACFS-09395: Environment variable ODMDIR is not set, unable to proceed with system configuration.

Cause: Environment variable ODMDIR was not set.

Action: Ensure that the ODMDIR environment variable is set to the location of a valid AIX ODM device configuration database.

ACFS-09396: Environment variable ODMDIR specifies a nonexistent path, unable to proceed with system configuration.

Cause: Environment variable ODMDIR specified a nonexistent path.

Action: Ensure that the ODMDIR environment variable is set to the location of a valid AIX ODM device configuration database.

ACFS-09397: Modification of ADVM/ACFS registry resource failed.

Cause: An attempt to modify the ACFS registry resource resulted in an error.

Action: Contact Oracle Support Services.

ACFS-09398: Modification of ADVM/ACFS registry resource succeeded.

Cause: Informational.

Action: None

ACFS-09399: Calling 'acfsroot install' to install compatible ADVM/ACFS drivers.

Cause: Informational.

Action: None

ACFS-09400: Could not open the Service Control Manager.

Cause: You do not have administrator access.

Action: Log onto a user account with administrator privileges and retry.

ACFS-09401: Failed to install the driver.

Cause: The specified driver could not be installed.

Action: Respond based on the accompanying error message.

ACFS-09402: The driver file path is too long.

Cause: The path to the driver exceeded system limits.

Action: Move the driver to a shorter path or create a shorter link.

ACFS-09403: The driver can be either installed or removed, not both.

Cause: The /i and the /u switches are mutually exclusive.

Action: Use either /i to install or /u to uninstall the driver.

ACFS-09404: Specify either /i (install) or /u (uninstall).

Cause: Either /i to install or /u to uninstall the driver is required.

Action: The /i or the /u switch must be specified.

ACFS-09405: Only one driver can be installed at a time.

Cause: Multiple drivers were specified with the /i option.

Action: Enter only one driver on the command line.

ACFS-09406: Specify either /a (ADVM) or /o (ACFS) or /l (OKS).

Cause: The driver to be installed or uninstalled was not specified.

Action: Enter the driver option on the command line.

ACFS-09407: Could not find driver "*string*" in the current directory.

Cause: The driver could not be found in the directory specified.

Action: Verify and enter the correct driver path name.

ACFS-09408: The current directory is "%s".

Cause: Informational.

Action: None

ACFS-09409: CreateService failed (ERROR_SERVICE_EXISTS).

Cause: The driver service already exists.

Action: None. The service is active.

ACFS-09410: CreateService failed.

Cause: The driver service could not be created.

Action: Correct the problem indicated by the accompanying error message and retry the operation.

ACFS-09411: CreateService succeeded.

Cause: Informational.

Action: None

ACFS-09412: The driver was installed successfully.

Cause: Informational.

Action: None

ACFS-09413: RegCreateKeyEx failed.

Cause: Failed to create a Windows registry key.

Action: Correct the problem indicated by the accompanying error message and retry the operation.

ACFS-09414: RegSetValueEx (TypesSupported) failed.

Cause: Failed to set the Windows registry key.

Action: Correct the problem indicated by the accompanying error message and retry the operation.

ACFS-09415: RegSetValueEx (EventMessageFile) failed.

Cause: Failed to set the Windows registry key.

Action: Correct the problem indicated by the accompanying error message and retry the operation.

ACFS-09416: OpenService failed.

Cause: Could not start the driver.

Action: Correct the problem indicated by the accompanying error message and retry the operation.

ACFS-09417: The driver was started successfully.

Cause: Informational.

Action: None

ACFS-09418: StartService failed (SERVICE_ALREADY_RUNNING).

Cause: Informational.

Action: None. The driver is already running.

ACFS-09419: StartService failed.

Cause: The driver failed to start.

Action: Correct the problem indicated by the accompanying error message and retry the operation.

ACFS-09420: The driver is not currently installed on this node.

Cause: The driver is not installed to start.

Action: Install the driver using the '/i' option.

ACFS-09421: The driver is already installed on this node.

Cause: An attempt was made to install a driver that is already installed.

Action: None

ACFS-09422: The driver was removed successfully.

Cause: Informational.

Action: None

ACFS-09423: Failure trying to remove the driver, DeleteService failed.\n The driver service is pending deletion or is in an invalid state.

Cause: The driver could not be removed.

Action: Make sure that all references to the driver have been removed and, if the driver is "oracleacfs.sys", that "acfsutil detach" has been run. Verify that the driver is in the STOPPED state and then retry the operation. If the driver removal still fails, you probably need to reboot the node."

ACFS-09424: The driver was stopped successfully.

Cause: Informational.

Action: None

ACFS-09425: The driver could not be stopped: StopService failed.

Cause: The driver could not be stopped.

Action: Correct the problem indicated by the accompanying error message and retry the operation.

ACFS-09426: Unable to set the file attributes for file *string*.

Cause: The file attributes for the object file could not be set.

Action: Reset the attributes with "attrib -r <file_name>" and then retry the operation.

ACFS-09427: Failed to unload ADVN/ACFS drivers. A system reboot is recommended.

Cause: An attempt to unload the ADVN/ACFS drivers was unsuccessful due to an unanticipated condition or configuration. The operating system state did not allow the driver to be unloaded successfully.

Action: Reboot the system to reestablish the operating system environment.

ACFS-09428: Failed to load ADVM/ACFS drivers. A system reboot is recommended.

Cause: An attempt to unload the ADVM/ACFS drivers was unsuccessful due to an unanticipated condition or configuration. The operating system state did not allow the driver to be unloaded successfully.

Action: Reboot the system to reestablish the operating system environment.

ACFS-09429: Failed to install ADVM/ACFS files.

Cause: An unexpected condition has been detected. The files were previously verified to exist.

Action: Check the file permissions. Contact Oracle Support if the problem cannot be resolved.

ACFS-09430: ADVM/ACFS is not supported on this OS configuration: '*string*'

Cause: Attempting to install or configure ADVM/ACFS failed because ADVM/ACFS device drivers have not been ported to this OS configuration.

Action: For supported configurations, refer to MOS note (Doc ID 1369107.1): ACFS Support On OS Platforms (Certification Matrix).

ACFS-09441: /i Install the driver

Cause: Syntax error.

Action: Use syntax as specified in the 'Usage' message.

ACFS-09442: /u Uninstall the driver

Cause: Syntax error.

Action: Use syntax as specified in the 'Usage' message.

ACFS-09443: /a Perform the operation for the ADVM driver

Cause: Syntax error.

Action: Use syntax as specified in the 'Usage' message.

ACFS-09444: /o Perform the operation for the ACFS driver

Cause: Syntax error.

Action: Use syntax as specified in the 'Usage' message.

ACFS-09445: /l Perform the operation for the OKS driver

Cause: Syntax error.

Action: Use syntax as specified in the 'Usage' message.

ACFS-09446: *path* Path to the driver. If not specified, \n defaults to oracleadvmsys, oracleacfs.sys, or \n oracleoks.sys in the current directory \n

Cause: Syntax error.

Action: Use syntax as specified in the 'Usage' message.

ACFS-09450: Examples:

Cause: Informational.

Action: None

ACFS-09451: *string* /i /a (Install the ADVM driver from the current directory)

Cause: Informational.

Action: None

ACFS-09452: *string* /u /o (Uninstall the ACFS driver)

Cause: Informational.

Action: None

ACFS-09453: *string* /i /o c:\drivers\oracleacfs.sys (Install ACFS with the specified file)

Cause: Informational.

Action: None

ACFS-09454: Unable to delete the driver file *string* after stopping driver.

Cause: A call to the Windows DeleteFile function to delete the driver file failed.

Action: Manually delete the specified driver file using Windows Explorer. If you were installing the driver please retry after deletion.

ACFS-09455: Unable to copy driver file *string* to the path *string*.

Cause: Could not copy the driver file to the specified directory because the Windows CopyFile function failed.

Action: Manually delete any previous driver file from the specified directory using Windows Explorer and retry the install.

ACFS-09456: An attempt to stop the driver *string* failed.

Cause: The driver could not be properly stopped; it is in an invalid state.

Action: Reboot system.

ACFS-09457: The driver file does not match the driver chosen to install.

Cause: The driver file is not consistent with the driver option used.

Action: Specify a path to oracleoks.sys when using the /l option. path to oracleacfs.sys with the /o option and path to oracleadvn.sys with the /a option.

ACFS-09458: The Windows '*string*' service is in an invalid state. The new driver cannot be installed.

Cause: An attempt to install the new driver failed because the existing service could not be stopped properly.

Action: Reboot system and then retry the install.

ACFS-09459: ADVN/ACFS is not supported on this OS version: '*string*'

Cause: Attempting to install or configure ADVN/ACFS failed because ADVN/ACFS device drivers have not been ported to this OS version.

Action: For supported versions, refer to MOS note (Doc ID 1369107.1) ACFS Support On OS Platforms (Certification Matrix).

ACFS-09460: Missing symbols: '*string*'

Cause: Informational.

Action: None

ACFS-09500: Location of Oracle Home is '*string*' as determined from the internal configuration data

Cause: Informational.

Action: None

ACFS-09501: Location of Oracle Home is '*string*' as determined from the ORACLE_HOME environment variable

Cause: Informational.

Action: None

ACFS-09502: Location of Oracle Home is '*string*' as determined from the location of the Oracle library files

Cause: Informational.

Action: None

ACFS-09503: ADVM and ACFS driver media location is '*string*'

Cause: Informational.

Action: None

ACFS-09504: Copying file '*string*' to the path '*string*'

Cause: Informational.

Action: None

ACFS-09505: Using acfsutil executable from location: '*string*'

Cause: Informational.

Action: None

ACFS-09506: The files '*string*' and '*string*' are the same, not copying.

Cause: Informational. The file was not copied because the target and source point to the same file.

Action: None

ACFS-09507: Searching the alternative location: '*string*'

Cause: Informational. The installation files were not found in the specified location. A likely path containing that location will be searched.

Action: None

ACFS-09508: ACFS installation aborted (component *string*).

Cause: Installation was aborted due to an error.

Action: See preceding error message for more information.

ACFS-09522: invalid compression operation *string*

Cause: An attempted compression operation was rejected because the specified command syntax was invalid.

Action: Refer to the command usage displayed with the message and reissue the command with correct syntax.

ACFS-09523: Invalid compression algorithm specified. The only valid choice is '*lzo*'.

Cause: An attempted compression operation was rejected because the specification of the compression algorithm was invalid. The only algorithm currently supported is '*lzo*'.

Action: Retry the command specifying the compression algorithm '*lzo*'.

ACFS-09524: unable to modify volume compression configuration on the local node

Cause: A request to modify the compression configuration of the volume failed. This message is accompanied by other messages providing details on the error.

Action: Examine the accompanying messages, correct the indicated problems and retry. If unable to proceed, contact Oracle Support Services.

ACFS-09525: Only regular files may be compressed.

Cause: An attempted compression operation was rejected because the specified pathname did not specify a regular file.

Action: Retry the command specifying the pathname of a regular file.

ACFS-09526: unable to obtain file compression information

Cause: An attempt to read the compression information for the file failed. This message is accompanied by other messages providing details on the error.

Action: Examine the accompanying messages, correct the indicated problems and retry. If unable to proceed, contact Oracle Support Services.

ACFS-09535: The requested compression configuration operation failed on a remote node.

Cause: An attempt to change the compression configuration for the volume failed on a remote node in the cluster. The probable cause is a lack of necessary OS resources.

Action: Retry the command. If unable to proceed, contact Oracle Support Services.

ACFS-09536: The Oracle ADVM compatibility attribute for the disk group is less than the required version 12.2 for 'acfsutil compress' commands.

Cause: The 'acfsutil compress' command was rejected because the ADVM disk group compatibility had not been upgraded to the indicated version, which is required for that command.

Action: Ensure that your compatible.advm setting is at least 12.2.0.0.0 and then re-issue the command.

ACFS-09539: 'acfsutil compress' commands are not supported on this OS configuration: '*string*'

Cause: The 'acfsutil compress' command was rejected because the current version of the OS does not support compression.

Action: For supported versions, refer to MOS note (Doc ID 1369107.1) ACFS Support On OS Platforms (Certification Matrix).

ACFS-09542: The command was not attempted because asynchronous compression is very active on file '*string*' .

Cause: The 'acfsutil defrag file' command was unable to make progress because the file was busy being modified by the asynchronous compression mechanism.

Action: Wait until the file is no longer being modified by the asynchronous compression mechanism and re-issue the command. Use 'acfsutil compress info' to see if asynchronous compression is active on a compressed file.

ACFS-09600: Usage: *string* [-h] {-nfsv4lock} {-volume <enabled_volume_device>} [-force]

Cause: Informational.

Action: None

ACFS-09601: Usage: *string* [-h] {-nfsv4lock}

Cause: Informational.

Action: None

ACFS-09602: Installation cannot proceed: path '/var/lib/nfs' is mounted or it is a symlink.

Cause: An attempt to validate the path found that the '/var/lib/nfs' path was mounted or was a symlink.

Action: Unmount the file system or remove the symlink.

ACFS-09603: The script will do the following actions:

Cause: Informational.

Action: None

ACFS-09604: - Update the operating system startup procedure so that NFS does not automatically start.

Cause: Informational.

Action: None

ACFS-09605: Management of the NFS daemons will be moved to Oracle Clusterware.

Cause: Informational.

Action: None

ACFS-09606: - Format the volume: *string*.

Cause: Informational.

Action: None

ACFS-09607: - Create an ACFS resource for the file system.

Cause: Informational.

Action: None

ACFS-09608: - Mount the ACFS file system on '/var/lib/nfs'.

Cause: Informational.

Action: None

ACFS-09609: Continue the installation? [1=yes,2=no]:

Cause: Informational.

Action: None

ACFS-09610: Error - the ACFS resource for the specified file system is already in use.

Cause: An attempt to use the specified volume found that it was in use by an ACFS file system resource.

Action: Specify a volume that is not in use, or remove the conflicting ACFS resource.

ACFS-09611: Starting NFS Service.

Cause: Informational.

Action: None

ACFS-09612: Stopping NFS Service.

Cause: Informational.

Action: None

ACFS-09613: Restarting NFS Service.

Cause: Informational.

Action: None

ACFS-09614: Formatting the volume device.

Cause: Informational.

Action: None

ACFS-09620: 'acfsutil scrub' is not implemented.

Cause: An attempt to invoke the command 'acfsutil scrub' was rejected because the version of acfsutil that was used did not include 'scrub' functionality.

Action: Upgrade the Grid Infrastructure software to a version that supports the ACFS scrubber, and retry the operation.

ACFS-09670: Failure to initialize the ACFS Scrubber.

Cause: An attempt to initialize the ACFS scrubber resulted in an internal error.

Action: Contact Oracle Support Services.

ACFS-09671: Invalid trace value specified. Must be between *number (terse)* and *number (verbose)*.

Cause: An attempt to initialize the trace level failed because an invalid value was specified.

Action: Retry the command using a value within the range indicated.

ACFS-09672: Invalid I/O load specified. Must be between *number (lowest)* and *number (highest)*.

Cause: An attempt to initialize the I/O load failed because an invalid value was specified.

Action: Retry the command using a value within the range indicated.

ACFS-09673: Invalid file extent logging value specified. Must be between 0 and 3.

Cause: An attempt to initialize the file extent logging level failed because an invalid value was specified.

Action: Retry the command using a value within the range specified.

ACFS-09801: Failure to access Oracle Cluster Registry (OCR).

Cause: An attempt to access the Oracle Cluster Registry encountered an internal error.

Action: Contact Oracle Support Services.

ACFS-09802: Failure to initialize the credentials context.

Cause: An attempt to initialize the Oracle Cluster Registry credentials context encountered an internal error.

Action: Contact Oracle Support Services.

ACFS-09803: Failure to initialize the credentials domain for the '*string*' cluster.

Cause: An attempt to create the Oracle Cluster Registry credentials domain for the indicated cluster encountered an internal error.

Action: Contact Oracle Support Services.

ACFS-09804: Failure to create the credentials for the '*string*' cluster.

Cause: An attempt to create the credentials for the indicated cluster encountered an internal error.

Action: Contact Oracle Support Services.

ACFS-09805: Failure to export the credentials for the '*string*' cluster.

Cause: Unable to export the credentials for the indicated cluster to the specified Cluster Manifest File.

Action: Ensure that the current user has write permissions to the specified Cluster Manifest File, and retry the operation.

ACFS-09807: Could not find the '*string*' credential domain.

Cause: The ACFSREMOTE credential domain was not found in the Oracle Cluster Registry (OCR).

Action: Verify ACFSREMOTE credentials already exist in the Oracle Cluster Registry (OCR). Run the 'acfsutil cluster credential -s *Grid Infrastructure User*' command if the ACFSREMOTE credentials domain is not present.

ACFS-09809: No Member Clusters have been registered.

Cause: An attempt to list the registered clusters returned no results because no Member Clusters have been registered.

Action: None

ACFS-09810: No credentials were found for the '*string*' cluster name.

Cause: An attempt to list the credentials for the indicated cluster failed as it does not exist in the ACFSREMOTE domain.

Action: Verify the indicated cluster name is already registered. If necessary, register it using the 'acfsutil cluster credential -g *cluster name* -o *Cluster Manifest File*' command.

ACFS-09812: Unable to obtain the credential set for the '*string*' cluster.

Cause: An attempt to get the credential set for the specified cluster encountered an internal error.

Action: Contact Oracle Support Services.

ACFS-09813: Unable to add a new credential pair to the credential set of the '*string*' cluster.

Cause: An attempt to add the new credentials for the specified cluster encountered an internal error.

Action: Contact Oracle Support Services.

ACFS-09814: Unable to set the member cluster version.

Cause: An attempt to write the cluster version to the Oracle Cluster Registry (OCR) encountered an internal error.

Action: Contact Oracle Support Services.

ACFS-09816: Unable to determine the version of member cluster '*string*'.

Cause: An attempt to read the cluster version for the indicated cluster from the Oracle Cluster Registry (OCR) encountered an internal error.

Action: Contact Oracle Support Services.

ACFS-09821: Unable to access the specified Cluster Manifest File.

Cause: An attempt to read the Cluster Manifest File provided failed.

Action: Make sure the specified Cluster Manifest File has read and write permissions.

ACFS-09822: The provided cluster name '*string*' does not match the name of the Cluster Manifest File's cluster source '*string*'.

Cause: There was a mismatch in the name provided and the name of the cluster in the Cluster Manifest File.

Action: Make sure you spelled the name correctly or register the specified cluster as a new one.

ACFS-09823: Unable to find the ASM attributes section in the provided Cluster Manifest File.

Cause: The ASM_attributes section was not found in the Cluster Manifest File provided.

Action: Provide the Cluster Manifest File generated during execution of 'asmcmd mkcc *options*' command.

ACFS-09824: Unable to find the cluster global unique ID in the provided Cluster Manifest File.

Cause: The cluster global unique ID for the specified cluster was not found in the Cluster Manifest File provided.

Action: Provide the Cluster Manifest File generated during execution of 'asmcmd mkcc *options*' command.

ACFS-09825: Unable to find the cluster name in the provided Cluster Manifest File.

Cause: The cluster name for the specified cluster was not found in the Cluster Manifest File provided.

Action: Provide the Cluster Manifest File generated during execution of 'asmcmd mkcc *options*' command.

ACFS-09826: Unable to import the credentials from the specified file.

Cause: An attempt to import the credentials from the Member Cluster Data File failed.

Action: Provide the Cluster Manifest File generated during execution of 'asmcmd mkcc *options*' command.

ACFS-09827: ACFS Remote credentials were not found in the provided Cluster Manifest File.

Cause: The ACFS Remote section was not found in the provided Cluster Manifest File.

Action: Retry the Member Cluster registration command 'asmcmd mkcc *cluster name Cluster Manifest File options*', appending '--acfs' to the options specified.

ACFS-09828: Command not permitted on cluster class '*string*'.

Cause: An attempt to execute the command 'acfsutil cluster credential' with the specified options was rejected because the local cluster was of the indicated class. With the options specified this command may be executed only from a node in a Domain Services Cluster.

Action: Retry the command on a member node of the Domain Services Cluster.

ACFS-09829: unable to retrieve the current cluster class

Cause: An attempt to execute 'acfsutil cluster credential' failed because the cluster class could not be obtained from the OCR. Possibly the OCR is unavailable or this may be an internal error.

Action: Verify the OCR is available and retry. If retry does not succeed, contact Oracle Support Services.

ACFS-09890: Unable to delete Oracle Cluster Registry subkey '*string*' error: *string*

Cause: An attempt to delete an advmutil transport or session failed because an attempt to delete the indicated Oracle Cluster Registry subkey failed with the indicated error.

Action: Contact Oracle Support Services.

ACFS-09891: Unable to open Oracle Cluster Registry subkey '*string*' error: *string*

Cause: An attempt to open an advmutil transport or session failed because an attempt to open the indicated Oracle Cluster Registry subkey failed with the indicated error.

Action: Contact Oracle Support Services.

ACFS-09892: Unable to set Oracle Cluster Registry subkey '*string*' in '*string*' error: *string*

Cause: An attempt to set an advmutil transport or session failed because an attempt to set the indicated Oracle Cluster Registry subkey failed with the indicated error.

Action: Contact Oracle Support Services.

ACFS-09893: Unable to enumerate Oracle Cluster Registry subkey '*string*' error: *string*

Cause: An attempt to enumerate an advmutil transport or session failed because an attempt to enumerate the indicated Oracle Cluster Registry subkey failed with the indicated error.

Action: Contact Oracle Support Services.

ACFS-09894: Invalid Oracle Cluster Registry subkey '*string*' in path '*string*. error: *string*

Cause: An attempt to access an advmutil transport or session failed because an attempt to access the indicated Oracle Cluster Registry subkey failed with the indicated error.

Action: Contact Oracle support service.

ACFS-09895: Unable to create Oracle Cluster Registry subkey '*string*' error: *string*

Cause: An attempt to create an advmutil transport or session failed because an attempt to create the indicated Oracle Cluster Registry subkey failed with the indicated error.

Action: Contact Oracle Support Services.

ACFS-09896: Unable to retrieve Oracle Cluster Registry subkey value '*string*' error: *string*

Cause: An attempt to retrieve an advmutil transport or session failed because an attempt to retrieve the indicated Oracle Cluster Registry subkey failed with the indicated error.

Action: Contact Oracle Support Services.

ACFS-10101: Authentication failed.

Cause: The specified ACFS Security administrator password was wrong.

Action: Re execute the command and provide the correct ACFS Security administrator password at the prompt.

ACFS-10120: ACFS Encryption not initialized.

Cause: ACFS Encryption was not initialized.

Action: Run 'acfsutil encr init [-p]' as system administrator to initialize encryption.

ACFS-10149: Realm description cannot exceed *number* characters

Cause: Realm description cannot exceed 1023 characters

Action: Select a shorter realm name and retry.

ACFS-10150: Realm description not specified within double quotation marks

Cause: Invalid description specified for realm.

Action: Enclose the realm description within double quotation marks.

ACFS-10151: Unmatched single quote or double quote.

Cause: Matching quote was not found.

Action: Add a matching quote and retry.

ACFS-10152: Realm name cannot exceed *number* characters.

Cause: Realm name length exceeded 255 characters.

Action: Select a shorter realm name and retry.

ACFS-10153: Realm '*string*' not found on mount point '*string*'.

Cause: Realm was not found on mount point.

Action: Ensure that the realm exists using the command 'acfsutil sec info -m <mount_point> -n'.

ACFS-10154: Failed to create realm '*string*' on mount point '*string*'.

Cause: Internal error.

Action: Refer to security log in '<mount_point>/Security/realm/logs/sec-<host_name>.log'.

ACFS-10155: Realm '*string*' created.

Cause: Realm was created.

Action: None

ACFS-10156: Failed to destroy realm '*string*' on mount point '*string*'.

Cause: Internal error.

Action: Refer to security log in '<mount_point>/Security/realm/logs/sec-<host_name>.log'.

ACFS-10157: Realm '*string*' destroyed.

Cause: Realm was destroyed.

Action: None

ACFS-10158: Improper value specified for -l option.

Cause: Invalid argument format was specified for -l option.

Action: Specify the argument in the format 'commandrule:ruleset'. A comma separated list can also be specified as 'cmd1:rs1,cmd2:rs2,cmd2:rs3'. For example: * - acfsutil sec realm add r1 -m /mnt -l READ:rs1 * - acfsutil sec realm add r1 -m /mnt -l READ:rs1,MKDIR:rs2

ACFS-10159: The command requires at least one of the options -u, -G, -l, -f, or -e.

Cause: None of the options -u, -G, -l, -f, or -e were specified with this command.

Action: Specify at least one of the options -u, -G, -l, -f, or -e with this command.

ACFS-10160: Failed to add user '*string*' to the realm '*string*'.

Cause: Internal error.

Action: Refer to security log in '<mount_point>/.Security/realm/logs/sec-<host_name>.log'.

ACFS-10161: Added user '*string*' to realm '*string*'.

Cause: User was added to realm.

Action: None

ACFS-10162: Failed to add group '*string*' to realm '*string*'.

Cause: Internal error.

Action: Refer to security log in '<mount_point>/.Security/realm/logs/sec-<host_name>.log'.

ACFS-10163: Added group '*string*' to the realm '*string*'.

Cause: Group was added to the realm.

Action: None

ACFS-10164: Failed to add filter '*string:string*' to the realm '*string*'.

Cause: Internal error.

Action: Refer to security log in '<mount_point>/.Security/realm/logs/sec-<host_name>.log'.

ACFS-10165: Added filter '*string:string*' to the realm '*string*'.

Cause: Filter was added to the realm.

Action: None

ACFS-10166: Failed to add '*string*' to the realm '*string*'.

Cause: Internal error.

Action: Refer to security log in '<mount_point>/.Security/realm/logs/sec-<host_name>.log'.

ACFS-10167: Added '*string*' to the realm '*string*'.

Cause: Pathname was added to the realm.

Action: None

ACFS-10168: Failed to turn encryption ON for realm '*string*'.

Cause: Internal error.

Action: Refer to security log in '<mount_point>/.Security/realm/logs/sec-<host_name>.log'.

ACFS-10169: Encryption turned ON for realm '*string*'.

Cause: Encryption was turned ON for realm.

Action: None

ACFS-10170: Failed to delete user '*string*' from realm '*string*'.

Cause: Internal error.

Action: Refer to security log in '<mount_point>/Security/realm/logs/sec-<host_name>.log'.

ACFS-10171: Deleted user '*string*' from realm '*string*'.

Cause: User was deleted from realm.

Action: None

ACFS-10172: Failed to delete group '*string*' from the realm '*string*'.

Cause: Internal error.

Action: Refer to security log in '<mount_point>/Security/realm/logs/sec-<host_name>.log'.

ACFS-10173: Deleted group '*string*' from realm '*string*'.

Cause: Group was deleted from realm.

Action: None

ACFS-10174: Failed to delete filter '*string:string*' from the realm '*string*'.

Cause: Internal error.

Action: Refer to security log in '<mount_point>/Security/realm/logs/sec-<host_name>.log'.

ACFS-10175: Deleted filter '*string:string*' from realm '*string*'.

Cause: Filter was deleted from realm.

Action: None

ACFS-10176: Failed to delete '*string*' from realm '*string*'.

Cause: Internal error.

Action: Refer to security log in '<mount_point>/Security/realm/logs/sec-<host_name>.log'.

ACFS-10177: Deleted '*string*' from realm '*string*'.

Cause: Pathname was deleted from realm.

Action: None

ACFS-10178: Failed to turn encryption OFF for realm '*string*'.

Cause: Internal error.

Action: Refer to security log in '<mount_point>/Security/realm/logs/sec-<host_name>.log'.

ACFS-10179: Encryption turned OFF for realm '*string*'.

Cause: Encryption was turned OFF for realm.

Action: None

ACFS-10180: Failed to get realm files or directories for realm '*string*'.

Cause: Internal error.

Action: Refer to security log in '<mount_point>/.Security/realm/logs/sec-<host_name>.log'.

ACFS-10181: Failed to get groups for realm '*string*'.

Cause: Internal error.

Action: Refer to security log in '<mount_point>/.Security/realm/logs/sec-<host_name>.log'.

ACFS-10182: Failed to get users for realm '*string*'.

Cause: Internal error.

Action: Refer to security log in '<mount_point>/.Security/realm/logs/sec-<host_name>.log'.

ACFS-10183: Failed to get filters for realm '*string*'.

Cause: Internal error.

Action: Refer to security log in '<mount_point>/.Security/realm/logs/sec-<host_name>.log'.

ACFS-10184: Failed to get realm encryption attributes of realm '*string*'.

Cause: Internal error.

Action: Refer to security log in '<mount_point>/.Security/realm/logs/sec-<host_name>.log'.

ACFS-10185: '-e' requires both '-a' and '-k'.

Cause: At least one of the options -a or -k is missing with -e option.

Action: Specify both '-a' and '-k' with '-e' and retry.

ACFS-10186: Realm '*string*' already exists on mount point '*string*'.

Cause: Realm was already found on mount point.

Action: Specify another realm name and retry.

ACFS-10187: Failed to get all realms on mount point '*string*'.

Cause: Internal error.

Action: Refer to security log in '<mount_point>/.Security/realm/logs/sec-<host_name>.log'.

ACFS-10188: Attributes of realm '*string*' retrieved.

Cause: Realm attributes were retrieved.

Action: None

ACFS-10189: Failed to update attributes of realm '*string*'.

Cause: Internal error.

Action: Refer to security log in '<mount_point>/.Security/realm/logs/sec-<host_name>.log'.

ACFS-10190: Updated attributes of realm '*string*'.

Cause: Updated realm attributes.

Action: None

ACFS-10206: File or directory '*string*' does not belong to an ACFS file system

Cause: A File or directory specified in 'acfsutil sec realm add/delete' command did not belong to an ACFS file system.

Action: Specify only ACFS file or directory in the command 'acfsutil sec realm add/delete'.

ACFS-10221: Rule name cannot exceed *number* characters.

Cause: Rule name length exceeded 255 characters.

Action: Select a rule name that is smaller than 255 characters and retry.

ACFS-10223: Invalid rule type is specified.

Cause: Invalid rule type was provided on the command line with '-t'.

Action: Provide one of the following with '-t': * - username <user_name> * - application <application_name> * - time <start_time>,<end_time> * - hostname <host_name>

ACFS-10224: Rule type 'username', 'application' or 'hostname' must have only one rule value.

Cause: An incorrect number of arguments were provided with rule type 'username', 'application' or 'hostname'.

Action: Provide only one argument after the rule type 'username', 'application' or 'hostname'. * For example, '-t username alice' * '-t application 'c:\programs \mozilla.exe' * '-t application '/sbin/cat' * '-t hostname myhost.domain.com'

ACFS-10225: Rule type 'time' must have both start time and end time separated by a comma.

Cause: Either the start time or end time was not provided.

Action: Specify both start time and end time (comma separated) after rule type time. * For example, '-t time 10:10:40,23:01:12'

ACFS-10226: '-o' requires either 'ALLOW' or 'DENY'.

Cause: A valid rule option was not provided.

Action: Specify either 'ALLOW' or 'DENY' as rule the option.

ACFS-10227: Failed to perform rule create operation on '*string*'.

Cause: Internal error.

Action: Refer to security log in '<mount_point>/Security/realm/logs/sec-<host_name>.log'.

ACFS-10228: Rule '*string*' is created.

Cause: Rule was created.

Action: None

ACFS-10229: Rule '*string*' not found.

Cause: Rule was not found.

Action: Ensure that the rule exists by executing 'acfsutil sec info -m mnt -l rule-name'.

ACFS-10230: Failed to perform rule edit operation on '*string*'.

Cause: Internal error.

Action: Refer to security log in '<mount_point>/Security/realm/logs/sec-<host_name>.log'.

ACFS-10231: Rule '*string*' updated.

Cause: Rule was updated.

Action: None

ACFS-10232: Failed to destroy rule '*string*'.

Cause: Internal error

Action: Refer to security log in '<mount_point>/Security/realm/logs/sec-<host_name>.log'.

ACFS-10233: Rule '*string*' destroyed.

Cause: Rule was destroyed.

Action: None

ACFS-10234: Failed to get rule '*string*' information.

Cause: Internal error.

Action: Refer to security log in '<mount_point>/Security/realm/logs/sec-<host_name>.log'.

ACFS-10235: Rule '*string*' already exists.

Cause: Rule was already found on mount point.

Action: Specify another rule name and retry.

ACFS-10236: Time format *string* must be HH:MM:SS.

Cause: The time format provided was not formatted as 'HH:MM:SS', where HH translates to hours, MM to minutes and SS to seconds.

Action: Specify the time in correct format and retry.

ACFS-10237: Rule type '*string*' specified does not match the actual type '*string*' of rule '*string*'

Cause: The rule type specified did not match the actual rule typed.

Action: Specify the actual rule type to update the rule value and retry.

ACFS-10238: Failed to get all rules on mount point '*string*'.

Cause: Internal error.

Action: Refer to security log in '<mount_point>/Security/realm/logs/sec-<host_name>.log'.

ACFS-10239: Failed to get information for rule '*string*'.

Cause: Internal error.

Action: Refer to security log in '<mount_point>/Security/realm/logs/sec-<host_name>.log'.

ACFS-10240: Cannot destroy rule '*string*'. The rule is in use by one or more rule sets.

Cause: The rule was being used in one or more rule set(s) in the file system.

Action: Remove the rule from the rule set(s) and retry.

ACFS-10241: Rule set name cannot exceed *number* characters.

Cause: Rule set name length exceeded 255 characters.

Action: Select a shorter rule set name and retry.

ACFS-10242: '-o' requires either ALL_TRUE or ANY_TRUE.

Cause: The rule set option was not set to either ALL_TRUE or ANY_TRUE.

Action: Specify either ALL_TRUE or ANY_TRUE with the rule set option '-o'.

ACFS-10243: Failed to create rule set '*string*' on mount point '*string*'.

Cause: Internal error

Action: Refer to security log in '<mount_point>/.Security/realm/logs/sec-<host_name>.log'.

ACFS-10244: Rule set '*string*' is created.

Cause: Rule set was created.

Action: None

ACFS-10245: Rule set '*string*' not found on mount point '*string*'.

Cause: Rule set was not found on mount point.

Action: None

ACFS-10246: Failed to add rule '*string*' to the rule set '*string*'.

Cause: Internal error.

Action: Refer to security log in '<mount_point>/.Security/realm/logs/sec-<host_name>.log'.

ACFS-10247: Added rule '*string*' to the rule set '*string*'.

Cause: Rule was added to the rule set.

Action: None

ACFS-10248: Failed to delete rule '*string*' from the rule set '*string*'.

Cause: Internal error.

Action: Refer to security log in '<mount_point>/.Security/realm/logs/sec-<host_name>.log'.

ACFS-10249: Deleted rule '*string*' from rule set '*string*'.

Cause: Rule was deleted from the rule set.

Action: None

ACFS-10250: Failed to destroy rule set '*string*' on mount point '*string*'.

Cause: Internal error.

Action: Refer to security log in '<mount_point>/.Security/realm/logs/sec-<host_name>.log'.

ACFS-10251: Rule set '*string*' destroyed.

Cause: Rule set was destroyed.

Action: None

ACFS-10252: Failed to get rules for rule set '*string*'.

Cause: Internal error.

Action: Refer to security log in '<mount_point>/.Security/realm/logs/sec-<host_name>.log'.

ACFS-10253: Failed to get list of command rules.

Cause: Internal error.

Action: Refer to security log in '<mount_point>/.Security/realm/logs/sec-<host_name>.log'.

ACFS-10254: Rule set '*string*' already exists.

Cause: Rule set was already found on mount point.

Action: Specify another rule set name and retry.

ACFS-10255: Rule '*string*' already exists in rule set '*string*'.

Cause: Rule was already part of rule set.

Action: None

ACFS-10256: Rule '*string*' is not found in rule set '*string*'.

Cause: Rule was not found in the rule set.

Action: Ensure that the realm exists using the command 'acfsutil sec info -m -s *ruleset-name*'.

ACFS-10257: Failed to get all rule sets on mount point '*string*'.

Cause: Internal error.

Action: Refer to security log in '<mount_point>/.Security/realm/logs/sec-<host_name>.log'.

ACFS-10258: Failed to get information for rule set '*string*'.

Cause: Internal error.

Action: Refer to security log in '<mount_point>/.Security/realm/logs/sec-<host_name>.log'.

ACFS-10259: Invalid command rule '*string*'.

Cause: Invalid command rule was specified.

Action: Execute 'acfsutil sec info -m <mount_point> -c' to get all the valid command rules. * Re-execute the command with valid command rule.

ACFS-10260: File object '*string*' and the realm '*string*' should be in the same file system.

Cause: File object was not in the same file system as that of the realm.

Action: Specify file objects from the same file system as that of the realm.

ACFS-10261: Cannot destroy rule set '*string*'. The rule set is in use by one or more realms.

Cause: The rule set is being used in filter(s) that are part of one or more realms in the file system.

Action: Remove the filter(s) from the realms that are using this rule set and retry.

ACFS-10262: Application path name for rule type '*application*' cannot exceed '*number*' characters.

Cause: Application path name for rule type '*application*' exceeded 511 characters

Action: Select a shorter application path name for rule type '*application*' and retry.

ACFS-10263: Host name for rule type '*hostname*' cannot exceed '*number*' characters.

Cause: Host name for rule type '*hostname*' exceeded 255 characters.

Action: Select a shorter host name for rule type 'hostname' and retry.

ACFS-10264: Invalid value for rule type 'string' as the given path name 'string' is a symbolic link

Cause: Path name provided for rule type 'application' was a symbolic link. Symbolic links are not supported for rule type 'application'.

Action: Specify a path name which is not a symbolic link and re-execute the command.

ACFS-10271: Encryption algorithm can be only 'AES'.

Cause: The encryption algorithm provided was not 'AES'.

Action: Specify 'AES' as the algorithm with '-a' and retry.

ACFS-10272: Key length must be either 128, 192, or 256.

Cause: The key length specified with '-k' was not 128, 192 or 256.

Action: Specify either 128, 192, or 256 with '-k' and retry.

ACFS-10273: Failed to set the encryption parameter on realm 'string'.

Cause: Internal error.

Action: Refer to security log in '<mount_point>/Security/realm/logs/sec-<host_name>.log'.

ACFS-10274: Failed to update rule set option.

Cause: Internal error.

Action: Refer to security log in '<mount_point>/Security/realm/logs/sec-<host_name>.log'.

ACFS-10275: Failed to get rule sets for mount point 'string'.

Cause: Internal error.

Action: Refer to security log in '<mount_point>/Security/realm/logs/sec-<host_name>.log'.

ACFS-10276: Rule set 'string' option updated to 'string'.

Cause: Rule set option updated.

Action: None

ACFS-10277: '-e' requires either ON or OFF.

Cause: The realm encryption status specified with '-e' was not 'on' or 'off'

Action: Specify either 'on' or 'off' with -e and retry.

ACFS-10278: Encryption parameters are not set on the file system, realm encryption is unavailable.

Cause: The encryption parameters were not set on the file system.

Action: A system administrator must execute an 'encr set' command

ACFS-10284: Failed to get security information for 'string'.

Cause: Internal error.

Action: Refer to security log in '<mount_point>/Security/realm/logs/sec-<host_name>.log'.

ACFS-10285: Pathname '*string*' does not exist.

Cause: Specified pathname was not found.

Action: Specify a valid pathname.

ACFS-10286: User '*string*' does not exist.

Cause: User was not found.

Action: Specify a valid user.

ACFS-10287: Group '*string*' does not exist.

Cause: Group was not found

Action: Specify a valid group.

ACFS-10288: User '*string*' already added to the realm '*string*'.

Cause: User was already added to the realm.

Action: None

ACFS-10289: Group '*string*' already added to the realm '*string*'.

Cause: Group was already added to the realm

Action: None

ACFS-10290: Realm filter '*string*' already added to the realm '*string*'.

Cause: Filter was already added to the realm.

Action: None

ACFS-10291: Pathname '*string*' already added to the realm '*string*'.

Cause: Pathname was already added to the realm.

Action: None

ACFS-10292: User '*string*' is not part of the realm '*string*'.

Cause: User was not part of the realm.

Action: None

ACFS-10293: Group '*string*' is not part of the realm '*string*'.

Cause: Group was not part of the realm.

Action: None

ACFS-10294: Pathname '*string*' is not part of the realm '*string*'.

Cause: Pathname was not part of the realm.

Action: None

ACFS-10295: Realm filter '*string*' is not part of the realm '*string*'.

Cause: Filter was not part of the realm.

Action: None

ACFS-10296: Realm filter '*string:string*' could not be added to the realm '*string*'.

Cause: The filter was not added because the filter with command rule 'ALL' was already part of the realm.

Action: Either add the command rules individually or add 'ALL' if all of the command rules are desired. Individual command rules cannot be added when 'ALL' is already present.

ACFS-10297: Realm filter 'ALL' could not be added since another filter exists in realm '*string*'.

Cause: Filter 'ALL' was not added because another filter existed in the realm .

Action: Either add the command rules individually or add 'ALL' if all of the command rules are desired. 'ALL' command rule cannot be added when individual command rules are already present.

ACFS-10298: User name cannot exceed *number* characters.

Cause: User name length exceeded 64 characters.

Action: Select a shorter user name and retry.

ACFS-10299: Group name cannot exceed *number* characters.

Cause: Group name length exceeded 64 characters.

Action: Select a shorter group name and retry.

ACFS-10322: System realm 'SYSTEM_SecurityMetadata' created.

Cause: System realm 'SYSTEM_SecurityMetadata' was created.

Action: None

ACFS-10323: System realm 'SYSTEM_Logs' created.

Cause: System realm 'SYSTEM_Logs' was created.

Action: None

ACFS-10324: Rulesets cannot be cloned before cloning rules on mount point '*string*'.

Cause: Rule sets were not cloned because some rules were not present on mount point.

Action: Clone rules first using command 'acfsutil sec rule clone' and then clone rule sets.

ACFS-10342: System realm 'SYSTEM_BackupOperators' created.

Cause: System realm 'SYSTEM_BackupOperators' was created.

Action: None

ACFS-10350: Incorrect password was entered in all attempts to open the encryption key store. Encrypted files will not be available.

Cause: Incorrect password was entered in all attempts to open the encryption key store during the mount command.

Action: Unmount the file system and remount it, providing the correct password. Encrypted files will not be available until the file system is unmounted and remounted with the correct password.

ACFS-10355: System realm 'SYSTEM_Antivirus' created.

Cause: System realm 'SYSTEM_Antivirus' was created.

Action: None

ACFS-10356: waiting for the operation to complete...

Cause: Informational.

Action: None

ACFS-10357: System realm 'SYSTEM_Audit' created.

Cause: Informational.

Action: None

ACFS-10359: Failed to create system realm '*string*'

Cause: An attempt to create a realm with the specified name was rejected because the specified name was a system realm name. System realms get created as the result of some ACFS Security operations and cannot be explicitly created by the ACFS Security Administrator.

Action: Rerun the command with a different realm name.

ACFS-10360: Failed to create system ruleset '*string*'

Cause: An attempt to create a ruleset with the specified name was rejected because the specified name was a system ruleset name. System rulesets get created as the result of some ACFS Security operations and cannot be explicitly created by the ACFS Security Administrator.

Action: Rerun the command with a different ruleset name.

ACFS-10361: Failed to create system rule '*string*'

Cause: An attempt to create a rule with the specified name was rejected because the specified name was a system rule name. System rules get created as the result of some ACFS Security operations and cannot be explicitly created by the ACFS Security Administrator.

Action: Rerun the command with a different rule name.

ACFS-10400: Encryption is set on mount point '*string*'.

Cause: Encryption was set on mount point.

Action: None

ACFS-10401: Failed to set encryption parameters on mount point '*string*'.

Cause: Internal error.

Action: Refer to encryption log in '<mount_point>/Security/encryption/logs/encr-<host_name>.log'.

ACFS-10402: Encryption turned '*string*' on '*string*'.

Cause: Encryption was turned either ON or OFF on the pathname.

Action: None

ACFS-10403: Failed to turn encryption '*string*' on '*string*'.

Cause: Internal error.

Action: Refer to encryption log in '<mount_point>/Security/encryption/logs/encr-<host_name>.log'.

ACFS-10405: Failed to get encryption information on '*string*'.

Cause: Internal error.

Action: Refer to encryption log in '<mount_point>/Security/encryption/logs/encr-<host_name>.log'.

ACFS-10406: Re-key operation is complete on '*string*'.

Cause: Re-key operation was complete on the pathname.

Action: None

ACFS-10407: Failed to perform re-key operation on '*string*'.

Cause: Internal error.

Action: Refer to encryption log in '<mount_point>/Security/encryption/logs/encr-<host_name>.log'.

ACFS-10410: encryption is already disabled on the file system

Cause: Encryption was already disabled on the file system.

Action: None, encryption is already disabled.

ACFS-10411: encryption is already enabled on the file system

Cause: Encryption was already enabled on the file system.

Action: None, encryption is already enabled.

ACFS-10412: Encryption parameters were not provided, using default algorithm (*string*) and key length (*number*).

Cause: Encryption parameters were not provided.

Action: None, default values have been used.

ACFS-10413: The ADVDM compatibility attribute for the diskgroup must be set to version 11.2.0.2.0 to allow the acfsutil encryption and security commands.

Cause: The ADVDM compatibility attribute has not been upgraded to version 11.2.0.2.0 or beyond.

Action: Use the ASMCA tool or the SQL ALTER DISKGROUP statement to upgrade COMPATIBLE.ADVDM attribute.

ACFS-10414: Encryption has been initialized for the cluster.

Cause: An administrator initialized encryption for the cluster.

Action: None

ACFS-10415: File system level encryption is on, file level encryption operations are not allowed

Cause: A file level encryption operation was attempted while file system level encryption was enabled. File level encryption operations are not allowed when file system level encryption is turned on.

Action: None

ACFS-10416: File is realm secured\n

Cause: An encryption operation was attempted on a realm secured file and no action was performed. A realm secured file can only be encrypted and decrypted by changing the encryption parameters of containing realm(s) or by deleting the file from all realms.

Action: If changing the encryption status of this file is required, contact a Security Administrator to modify the encryption parameters of the containing realm(s).

ACFS-10419: Skipping directory '*string*' because it does not belong to the file system mounted on '*string*'

Cause: The directory does not belong to the specified mounted ACFS file system.

Action: None

ACFS-10420: Encryption parameters specified for realm '*string*' match existing settings.

Cause: An attempt to set encryption parameters for a realm specified values the same as those already set.

Action: None

ACFS-10421: The ADVDM compatibility attribute for the diskgroup must be set to version '*string*' to allow acfsutil encryption commands.

Cause: An administrator attempted an encryption set or volume level rekey operation, but the ADVDM compatibility attribute had not been upgraded to a supported version.

Action: Use the ASMCA tool or the SQL ALTER DISKGROUP statement to upgrade COMPATIBLE.ADVDM attribute.

ACFS-10422: The ADVDM compatibility attribute for the diskgroup must be set to version '*string*' to allow 'acfsutil sec' commands.

Cause: A security administrator attempted an ACFS Security operation, but the ADVDM compatibility attribute had not been upgraded to a supported version.

Action: Use the ASMCA tool or the SQL ALTER DISKGROUP statement to upgrade COMPATIBLE.ADVDM attribute and retry the operation.

ACFS-10423: This encryption operation is not allowed on a standby file system.

Cause: An encryption operation that is not allowed on a standby file system was attempted. The following acfsutil encryption commands are not allowed on a standby file system: 'encr set', 'encr on', 'encr off', and 'encr rekey'.

Action: None

ACFS-10424: This ACFS Security operation is not allowed on a standby file system.

Cause: An ACFS Security operation that is not allowed on a standby file system was attempted. The following acfsutil security commands are not allowed on a standby file system: 'sec prepare', 'sec save/load/enable/disable', 'sec realm create/destroy/clone/add/delete', 'sec rule create/destroy/clone/edit', and 'sec ruleset create/destroy/clone/edit'

Action: None

ACFS-10450: Unauthorized encryption operation attempted on '*string*'.

Cause: A user attempted an encryption operation on the given file and the operation was denied.

Action: None

ACFS-10451: File level encryption operation attempted on realm secured file '*string*'.

Cause: A user attempted to perform a file level encryption command on a realm secured file and the operation was denied.

Action: None

ACFS-10452: Failed to decrypt '*string*'.

Cause: Internal error.

Action: Contact Oracle Support Services.

ACFS-10453: Unable to get encryption parameters for the file system mounted on '*string*'.

Cause: Internal error.

Action: Contact Oracle Support Services.

ACFS-10454: File system level encryption turned on for mount point '*string*'.

Cause: A system administrator enabled file system level encryption.

Action: None

ACFS-10455: New volume encryption key generated for mount point '*string*'.

Cause: A system administrator updated the volume encryption key for the mount point. The file encryption keys for all encrypted files on the file system were re-encrypted using the new volume encryption key.

Action: None

ACFS-10456: New file encryption key generated for file '*string*'.

Cause: A system administrator updated the volume encryption key for the file. The data in the file was re-encrypted using the new key.

Action: None

ACFS-10457: New file encryption keys generated for all files in directory '*string*'.

Cause: A system administrator updated the volume encryption key for the files in the given directory. The file contents were re-encrypted using the new key.

Action: None

ACFS-10458: Encryption turned off for path '*string*'.

Cause: A user successfully decrypted a file or directory.

Action: None

ACFS-10459: Encryption turned off for directory '*string*' and its contents.

Cause: A user successfully decrypted a directory and its contents.

Action: None

ACFS-10460: File system level encryption turned off for mount point '*string*'.

Cause: A system administrator disabled file system level encryption.

Action: None

ACFS-10461: Encryption turned on for path '*string*'.

Cause: A user successfully encrypted a file or directory.

Action: None

ACFS-10462: Encryption turned on for directory '*string*' and its contents.

Cause: A user successfully encrypted a directory and its contents.

Action: None

ACFS-10463: Skipping file '*string*' because it does not belong to the file system mounted on '*string*'

Cause: The file does not belong to the specified mounted ACFS file system.

Action: None

ACFS-10464: ACFS Encryption operations are not allowed on files of this type.

Cause: An attempt was made to encrypt, decrypt, or rekey a file of one of the following Oracle file types: data, control, online redo log, archive log, backup, incremental backup, or flashback.

Action: None

ACFS-10465: FS-level encryption parameters have been set to:

Cause: Informational.

Action: None

ACFS-10466: Using user-provided parameters: algorithm *string*, key length *number* bytes

Cause: Informational.

Action: None

ACFS-10467: Using FS-level parameters: algorithm *string*, key length *number* bytes

Cause: Informational.

Action: None

ACFS-10468: Encryption has been enabled on mount point '*string*'.

Cause: Informational.

Action: None

ACFS-10469: Rekeying file/directory '*string*'...

Cause: Informational.

Action: None

ACFS-10470: Encrypting file/directory '*string*'...

Cause: Informational.

Action: None

ACFS-10471: Path: *string*

Cause: Informational.

Action: None

ACFS-10472: Re-encrypting FEK for mount point '*string*'...

Cause: Informational.

Action: None

ACFS-10473: Re-encrypting FEK for file/directory '*string*'...

Cause: Informational.

Action: None

ACFS-10475: Failed to rekey file/directory '*string*'.

Cause: An unexpected error occurred while attempting to rekey the indicated file. This is an internal error.

Action: Contact Oracle Support Services.

ACFS-10476: Algorithm AES *number-bit*, Key length *number* bytes

Cause: Informational.

Action: None

ACFS-10477: Decrypting file/directory '*string*'...

Cause: Informational.

Action: None

ACFS-10478: Encryption has been disabled on mount point '*string*'.

Cause: Informational.

Action: None

ACFS-10479: File is larger than 128M, cannot encrypt, decrypt or rekey.

Cause: An attempt was made to encrypt, decrypt or rekey a file larger than 128M in size.

Action: If an encryption operation was attempted, create a new file of size zero, encrypt it using desired encryption parameters, and copy the original file into the newly created file. Then rename the newly created file to the original file name if required. If a decryption operation was attempted, create an unencrypted new file of size zero, and copy the original encrypted file into the new file. Then rename the newly created file to the original file name if required. If a rekey operation was attempted, create a new file of size zero, encrypt it using desired (after rekey) encryption parameters, and copy the original file into the newly created file. Then rename the newly created file to the original file name if required.

ACFS-10500: Pathname cannot exceed *number* characters.

Cause: Pathname length exceeds 255 characters.

Action: Select a name that is smaller than %d characters and retry.

ACFS-10550: Security wallet created.

Cause: Security wallet was created.

Action: None

ACFS-10551: Security wallet creation failed.

Cause: Internal error.

Action: Contact Oracle Support Services.

ACFS-10564: Incorrect password for encryption key store.

Cause: An incorrect password was entered while opening the encryption key store.

Action: Retry the command and enter the correct password.

ACFS-10565: Encryption key store created.

Cause: Encryption key store was created.

Action: None

ACFS-10566: Encryption key store creation failed.

Cause: Internal error.

Action: Refer to encryption log in '*<mount_point>/Security/encryption/logs/encr-
<host_name>.log*'.

ACFS-10573: Encryption key store not found.

Cause: Encryption key store did not exist.

Action: Run '*acfsutil encr init*' command and retry.

ACFS-10574: ACFS encryption already initialized, cannot reinitialize.

Cause: 'acfsutil encr init' can has already been executed and the encryption key store already existed.

Action: None

ACFS-10575: Incorrect encryption key store.

Cause: The encryption key store may have been deleted and re-created.

Action: Recover the correct key store from a backup and retry.

ACFS-10576: Incorrect encryption key, new volume encryption key not created.

Cause: The encryption key store may have been deleted and re-created.

Action: Recover the correct key store from a backup and retry.

ACFS-10577: Encryption parameters not set.

Cause: A command that requires encryption parameters to be set first was run before encryption parameters were set on the file system.

Action: Run 'acfsutil encr set' and retry.

ACFS-10578: Unable to communicate new encryption settings to cluster members.

Cause: Internal error.

Action: Refer to security log in '<mount_point>/.Security/realm/logs/sec-<host_name>.log'.

ACFS-10579: Key store is not valid for encryption.

Cause: The encryption key store was either not created using 'acfsutil encr init' or it was corrupted.

Action: Restore the encryption key store from a backup and retry.

ACFS-10586: Internal error.

Cause: Internal error occurred.

Action: Contact Oracle support service.

ACFS-10588: Internal error : WLT *number*.

Cause: Internal error occurred.

Action: Contact Oracle support service.

ACFS-10589: Internal error : BSF *number*.

Cause: Internal error occurred.

Action: Contact Oracle support service.

ACFS-10590: Internal error : XML *number*.

Cause: Internal error occurred.

Action: Contact Oracle support service.

ACFS-10591: Internal error : TSP *number*.

Cause: Internal error occurred.

Action: Contact Oracle support service.

ACFS-10592: Internal error : IOC *number*.

Cause: Internal error occurred.

Action: Contact Oracle support service.

ACFS-10593: Internal error : UGP number.

Cause: Internal error occurred.

Action: Contact Oracle support service.

ACFS-10594: Internal error : OCR number : string.

Cause: Internal error occurred.

Action: Contact Oracle support service.

ACFS-10596: Unable to get the hostname for the current node.

Cause: The current user does not have access to the requested information.

Action: Contact Oracle Support Services.

ACFS-10597: The user 'string' and the group 'string' do not belong to the same domain.

Cause: The user and the group were not part of the same domain.

Action: Use 'net user' command to verify and retry with user and group that belong to the same domain.

ACFS-10598: Unable to retrieve domain name information for 'string'.

Cause: Unable to retrieve domain name information.

Action: Make sure the node is part of proper domain.

ACFS-10599: Current user does not have system administrative privileges to initialize ACFS security.

Cause: The user was not part of system administrators group.

Action: Run 'acfsutil sec init' with administrative privileges.

ACFS-10600: Failed to store first security administrator 'string' in wallet.

Cause: Internal error.

Action: Refer to security log in '<mount_point>/Security/realm/logs/sec-<host_name>.log'.

ACFS-10601: Failed to update first security administrator 'string' information.

Cause: Internal error.

Action: Refer to security log in '<mount_point>/Security/realm/logs/sec-<host_name>.log'.

ACFS-10602: Passwords do not match.

Cause: Verification of the password did not succeed.

Action: Re-execute and provide the same password on both the prompts.

ACFS-10603: Security administrator group already set in wallet.

Cause: Security administrator group was already set in wallet.

Action: None

ACFS-10604: Security administrator group not set in wallet.

Cause: Internal error.

Action: Contact Oracle Support Service.

ACFS-10606: User '*string*' is not a security administrator.

Cause: User was not a security administrator.

Action: Only a security administrator has privilege to execute the security commands. Add the user to security administrator list by executing 'acfsutil sec admin add' and retry.

ACFS-10607: User '*string*' is not member of security administrator group.

Cause: User was not a member of security administrator's group.

Action: Add the user to the security administrator's group.

ACFS-10609: Administrator update in driver failed.

Cause: Internal error

Action: Refer to security log in '<mount_point>/.Security/realm/logs/sec-<host_name>.log'.

ACFS-10610: Failed to get current user information.

Cause: Internal error.

Action: Contact Oracle Support Service.

ACFS-10611: Failed to assign user '*string*' as security administrator.

Cause: Internal error

Action: Refer to security log in '<mount_point>/.Security/realm/logs/sec-<host_name>.log'.

ACFS-10612: Failed to remove user '*string*' from security administrator(s) list.

Cause: Internal error

Action: Refer to security log in '<mount_point>/.Security/realm/logs/sec-<host_name>.log'.

ACFS-10613: Failed to change ACFS Security administrator password for current user.

Cause: Internal error

Action: Contact Oracle Support Services.

ACFS-10614: Security administrator '*string*' already added.

Cause: User was already a security administrator.

Action: None

ACFS-10615: User '*string*' is not a security administrator.

Cause: User was not a security administrator.

Action: None

ACFS-10616: Incorrect ACFS Security administrator password.

Cause: The password supplied was incorrect.

Action: Re-execute and provide the correct ACFS Security administrator password for the current user.

ACFS-10617: Password cannot exceed *number* characters.

Cause: The password entered exceeded the maximum allowed characters.

Action: Enter the password within the specified number of characters.

ACFS-10618: Security administrator '*string*' could not be added.

Cause: Security administrator was not added.

Action: Refer to security log in '<mount_point>/.Security/realm/logs/sec-<host_name>.log'.

ACFS-10619: Security administrator '*string*' added.

Cause: Security administrator was added.

Action: None

ACFS-10620: Security administrator '*string*' could not be removed.

Cause: Security administrator was not removed.

Action: Refer to security log in '<mount_point>/.Security/realm/logs/sec-<host_name>.log'.

ACFS-10621: Removal of the last security administrator '*string*' is not allowed.

Cause: The security administrator was not removed being the only security administrator in this system.

Action: Add another security administrator to remove the intended security administrator.

ACFS-10622: Security administrator '*string*' removed.

Cause: Security administrator was removed.

Action: None

ACFS-10623: ACFS security already initialized, cannot reinitialize.

Cause: ACFS security was already initialized and could not be reinitialized.

Action: None

ACFS-10624: User '*string*' is not member of the group '*string*'.

Cause: The user was not member of the group.

Action: Add the user to the group and retry.

ACFS-10625: Failed to prepare file system for security operations on mount point '*string*'.

Cause: Internal error.

Action: Refer to security log in '<mount_point>/.Security/realm/logs/sec-<host_name>.log'.

ACFS-10626: Mount point '*string*' is already prepared for security.

Cause: Mount point was already prepared for security. Prepare should be executed only once for an ACFS formatted file system that is mounted.

Action: None

ACFS-10627: Mount point '*string*' is now prepared for security operations.

Cause: " Mount point was prepared for security operations.

Action: None

ACFS-10629: Failed to enable security on mount point '*string*'.

Cause: Internal error.

Action: Refer to security log in '<mount_point>/.Security/realm/logs/sec-<host_name>.log'.

ACFS-10630: Security is already enabled on mount point '*string*'.

Cause: Security was already enabled on mount point.

Action: None

ACFS-10631: Security is now enabled on mount point '*string*'.

Cause: Security was enabled on mount point.

Action: None

ACFS-10632: Security is already disabled on mount point '*string*'.

Cause: Security was already disabled on mount point.

Action: None

ACFS-10633: Security is now disabled on mount point '*string*'.

Cause: Security was disabled on mount point.

Action: None

ACFS-10634: Failed to disable security on mount point '*string*'.

Cause: Internal error.

Action: Refer to security log in '<mount_point>/Security/realm/logs/sec-<host_name>.log'.

ACFS-10635: Failed to get security administrator group.

Cause: Internal error.

Action: Refer to security log in '<mount_point>/Security/realm/logs/sec-<host_name>.log'.

ACFS-10636: Security administrator group retrieved.

Cause: Security administrators group was retrieved.

Action: None

ACFS-10637: File system is not prepared for ACFS security on mount point '*string*'.

Cause: File system was not prepared for security operations on mount point.

Action: Execute 'acfsutil sec prepare' to prepare security operation on mount point.

ACFS-10638: Backup and log directories created.

Cause: Backup and log directories were created.

Action: None

ACFS-10639: Failed to create directory '*string*' on mount point '*string*'.

Cause: Internal error.

Action: Refer to security log in '<mount_point>/Security/realm/logs/sec-<host_name>.log'.

ACFS-10640: Failed to create log directory on mount point '*string*'.

Cause: Internal error.

Action: Refer to security log in '<mount_point>/Security/realm/logs/sec-<host_name>.log'.

ACFS-10641: Failed to create backup directory on mount point '*string*'.

Cause: Internal error.

Action: Refer to security log in '<mount_point>/.Security/realm/logs/sec-<host_name>.log'.

ACFS-10643: Security is already enabled on realm '*string*'.

Cause: Security was already enabled on realm.

Action: None

ACFS-10644: Security is already disabled on realm '*string*'.

Cause: Security was already disabled on realm.

Action: None

ACFS-10645: Failed to set owner of file '*string*' to '*string*'.

Cause: Current user is not owner of the file.

Action: Login as the file owner and re-run the command.

ACFS-10646: Failed to create secbackup.xml file on mount point '*string*'.

Cause: Internal error.

Action: Contact Oracle Support Services.

ACFS-10647: Current user does not have system administrative privileges to initialize ACFS encryption.

Cause: The user was not part of system administrators group.

Action: Run 'acfsutil encr init' with administrative privileges.

ACFS-10648: ACFS security already initialized, recovery failed.

Cause: Previous execution of 'acfsutil sec init' had failed. Recovery actions also failed in the subsequent execution of 'acfsutil sec init'.

Action: Contact Oracle support services.

ACFS-10649: ACFS encryption already initialized, recovery failed.

Cause: Previous execution of 'acfsutil encr init' had failed. Recovery actions also failed in the subsequent execution of 'acfsutil encr init'.

Action: Contact Oracle support services.

ACFS-10650: Invalid file name '*string*' for ACFS security metadata.

Cause: The file was invalid for saving or loading ACFS security metadata.

Action: Specify a valid file.

ACFS-10651: Failed to save ACFS security metadata of mount point '*string*'.

Cause: Internal error

Action: Contact Oracle Support Services.

ACFS-10652: Saved ACFS security metadata of mount point '*string*'.

Cause: ACFS security metadata of mount point '%s' was saved.

Action: None

ACFS-10653: Failed to save ACFS security *string* metadata of mount point '*string*'.

Cause: Internal error.

Action: Contact Oracle Support Services.

ACFS-10654: Directory '*Security*' does not exist on mount point '*string*'.

Cause: Mount point was not prepared for ACFS security.

Action: Execute 'acfsutil sec prepare' on the mount point.

ACFS-10655: Failed to get hostname.

Cause: Internal error.

Action: Refer to security log in '<mount_point>/*.Security/realm/logs/sec-<host_name>.log*'.

ACFS-10656: Failed to get timestamp.

Cause: Internal error.

Action: Refer to security log in '<mount_point>/*.Security/realm/logs/sec-<host_name>.log*'.

ACFS-10657: Absolute and relative pathnames are not allowed with '-p' option.

Cause: Filename was provided with absolute or relative path.

Action: Specify only name of the file with '-p' option and retry.

ACFS-10658: ACFS Security has been initialized on the cluster with user '*string*' as the initial Security Administrator and '*string*' as the Security Administrator group.

Cause: An administrator initialized ACFS Security on the cluster.

Action: None

ACFS-10659: Cannot destroy realm '*string*' because it is a system-created realm.

Cause: A request to destroy a system-created realm was denied because that operation is not allowed.

Action: None

ACFS-10660: Current user does not have required OS privileges to set ACFS encryption parameters.

Cause: Current user does not have root or administrator privileges to run 'acfsutil encr set'.

Action: Run 'acfsutil encr set' as a user who has root or administrator privileges.

ACFS-10661: Current user does not have required OS privileges to rekey the ACFS encryption parameters.

Cause: Current user does not have root or administrator privileges to run 'acfsutil encr rekey'.

Action: Run 'acfsutil encr rekey' as a user who has root or administrator privileges.

ACFS-10662: Current user '*string*' does not have security administrator privileges.

Cause: A command requiring Security Administrator privileges was issued but the user is not in the Security Administrators group.

Action: Add current user to the Security Administrators group or log on as a user who has the required privileges, then retry the command.

ACFS-10663: User name '*string*' is not a fully qualified name.

Cause: Fully qualified name was not specified. The supplied user name was not prefixed with a Windows Server Domain name.

Action: Specify a domain user name prefixed with Windows Server Domain name.
For example, HOSPITAL-ADMIN\Alice where HOSPITAL-ADMIN is a Windows Server Domain name and Alice is the user name.

ACFS-10664: Group name '*string*' is not a fully qualified name.

Cause: Fully qualified name was not specified. The supplied group name was not prefixed with a Windows Server Domain name.

Action: Specify domain group name prefixed with Windows Server Domain name.
For example: HOSPITAL-ADMIN\Doctors where HOSPITAL-ADMIN is a Windows Server Domain name and Doctors is the group name.

ACFS-10665: Group '*string*' is a local group and not a Windows Server Domain group.

Cause: Specified group was not a Windows Server Domain group.

Action: Specify a domain group name prefixed with Windows Server Domain name.
For example, HOSPITAL-ADMIN\Doctors, where HOSPITAL-ADMIN is a Windows Server Domain name and Doctors is the group name.

ACFS-10666: User '*string*' is a local user and not a Windows Server Domain user.

Cause: Specified user was not a Windows Server Domain user.

Action: Specify a domain user name prefixed with Windows Server Domain name.
For example, HOSPITAL-ADMIN\Alice where HOSPITAL-ADMIN is a Windows Server Domain name and Alice is the user name.

ACFS-10667: Windows Server Domain '*string*' does not exist.

Cause: Failed to get Windows Server Domain controller for the domain either because of not access to domain or domain does not exist.

Action: Specify the name of an existing Windows Server Domain.

ACFS-10675: Failed to load ACFS security metadata on mount point '*string*'.

Cause: Internal error.

Action: Contact Oracle Support Services.

ACFS-10676: Loaded ACFS security metadata on mount point '*string*'.

Cause: ACFS security metadata was loaded on mount point.

Action: None

ACFS-10677: Failed to load *string* on mount point '*string*'.

Cause: Internal error.

Action: Contact Oracle Support Services.

ACFS-10679: Unable to resolve the user id '*string*'.

Cause: The user was not found on the system.

Action: None

ACFS-10680: XDK version not compatible.

Cause: Oracle XDK version was incompatible.

Action: Install the correct Oracle XDK version and retry.

ACFS-10681: ACFS kernel version is not compatible. The kernel version on the system is '*string*' while the expected kernel version is '*string*' or above.

Cause: ACFS kernel version was incompatible.

Action: Install the correct version and retry.

ACFS-10682: Kernel major version is not compatible.

Cause: Kernel major version was incompatible.

Action: Install the correct version and retry.

ACFS-10683: Kernel release version is not compatible.

Cause: Kernel release version was incompatible.

Action: Install the correct version and retry.

ACFS-10684: Kernel update version is not compatible.

Cause: Kernel update version was incompatible.

Action: Install the correct version and retry.

ACFS-10685: Kernel port update version is not compatible.

Cause: Kernel port version was incompatible.

Action: Install the correct version and retry.

ACFS-10686: Kernel patch version is not compatible.

Cause: Kernel patch version was incompatible.

Action: Install the correct version and retry.

ACFS-10687: Kernel one off version is not compatible.

Cause: Kernel one off version was incompatible.

Action: Install the correct version and retry.

ACFS-10688: Unable to resolve the group id '*string*'.

Cause: The OS group ID could not be resolved to a name. Usually this occurs because the OS group has been removed.

Action: None

ACFS-10689: Failed to update security administrators information in the driver, some of the subsequent commands may fail.

Cause: Updating driver security administrator data failed during mount. The mount completes, but subsequent security commands may be affected. This is an internal error.

Action: Contact Oracle Support Services.

ACFS-10690: Cannot edit groups in realm '*string*'.

Cause: No changes were made to the groups in the realm as the operation is not allowed.

Action: None

ACFS-10691: Changed ACFS Security administrator password for current user.

Cause: Informational.

Action: None

ACFS-10700: Failed to store volume encryption key.

Cause: Internal error.

Action: Refer to encryption log in '<mount_point>/Security/encryption/logs/encr-<host_name>.log'.

ACFS-10701: Failed to get volume encryption key.

Cause: Internal error.

Action: Refer to encryption log in '<mount_point>/.Security/encryption/logs/encr-<host_name>.log'.

ACFS-10702: Snapshots exist for the file system mounted on '*string*'. New encryption parameters will not apply to files in these snapshots.

Cause: One or more snapshots existed for the file system when this encryption operation was done. The new encryption parameters set by this command will apply only to new files created in the file system and not to existing files in any snapshots.

Note that none of the encryption commands affect files in any snapshots. Any snapshots created after the command was run will use the new encryption parameters.

Action: None

ACFS-10703: Snapshots exist for the file system mounted on '*string*'. Encryption status of files in these snapshots will not change.

Cause: One or more snapshots existed for the file system when this encryption operation was done. The operation did not modify file data in any snapshots on the file system, so this data may still be available on disk unencrypted. Note that none of the encryption commands affect files in any snapshots.

Action: If you plan to use snapshots and encryption together, it is recommended that any snapshots be created after encrypting data on the file system. If the data on the file system was encrypted when some snapshots already existed, you may delete existing snapshots to ensure that data is not available in unencrypted form via any files in these snapshots.

ACFS-10704: Snapshots exist for the file system mounted on '*string*'. Encryption keys of files in these snapshots will not be rekeyed.

Cause: One or more snapshots existed for the file system when this encryption operation was done. The operation did not rekey FEKs of files in any snapshots of the file system, so the FEKs of these files will continue to remain encrypted with the old parameters. Note that none of the encryption commands affect files in any snapshots.

Action: To ensure that all FEKs, including those of files in any snapshots, are encrypted with the new encryption parameters, this command should be run when the file system has no snapshots. If the command was run when some snapshots existed you may delete these snapshots. Any snapshots created after the command was run will use the new encryption parameters.

ACFS-10705: Cannot perform encryption operation because volume encryption keys for the file system mounted at '*string*' are not available.

Cause: The encryption operation failed because the required volume encryption keys for the file system were not available to the ACFS file system driver. This could happen because an incorrect key store password was supplied during mount or because of some other error during mount.

Action: Remount the file system, providing the correct password during the mount operation if required. Address any other errors reported during mount. If the issue persists, contact Oracle Support Services.

ACFS-10706: Cannot perform encryption operation because an encryption undo operation is in progress.

Cause: The encryption operation failed because the system administrator was running encryption undo ('acfsutil encr set -u') on the file system. It is also possible that a previous encryption undo operation had not completed cleanly.

Action: There is no action to be taken by users who are not system administrators. If this message is seen by a system administrator and an encryption undo operation is not in progress, then a previous encryption operation did not complete properly. Run the 'acfsutil encr set -u' command again to complete the operation.

ACFS-10707: Cannot perform encryption undo operation because file system level encryption is on.

Cause: The encryption undo operation failed because file system level encryption was on.

Action: Turn file system level encryption off and retry the operation.

ACFS-10708: An earlier key store migrate operation did not complete. Provide the same password as the one used in the previous attempt.

Cause: An earlier run of 'acfsutil keystore migrate' command did not complete.

Action: When prompted for a password (ACFS-10349), provide the same password as the one used in the previous attempt.

ACFS-10709: Existing ACFS encryption key store is already password-protected.

Cause: Informational.

Action: None

ACFS-10710: Existing ACFS encryption key store is already not password-protected.

Cause: Informational.

Action: None

ACFS-10711: Recovery of ACFS encryption key store completed successfully.

Cause: Informational.

Action: None

ACFS-10712: ACFS encryption key store migration to password-protected key store completed successfully.

Cause: Informational.

Action: None

ACFS-10713: ACFS encryption key store migration to password-free key store completed successfully.

Cause: Informational.

Action: None

ACFS-10714: The environment variable OKV_HOME is not set.

Cause: The attempt to access the Oracle key vault server to obtain the volume encryption keys failed because the OKV_HOME environment variable was not set.

Action: Set the environment variable OKV_HOME and retry the command.

ACFS-10715: failed to find the PKCS library in path '*string*'

Cause: The attempt to access the Oracle key vault server to obtain the volume encryption keys failed because the PKCS library was not found in '\$OKV_HOME/lib'.

Action: Ensure that the OKV_HOME environment variable is set to point to the path that contains OKV client data, including the PKCS library. If not, set OKV_HOME and retry the command. If the problem persists, contact Oracle Support Services.

ACFS-10716: failed to load the PKCS library

Cause: The attempt to access the Oracle key vault server to obtain the volume encryption keys failed because the OKV PKCS library could not be loaded from '\$OKV_HOME/lib'.

Action: Ensure that the OKV_HOME environment variable is set to point to the path that contains OKV client data, including the PKCS library. If not, set OKV_HOME and retry the command. If the problem persists, contact Oracle Support Services.

ACFS-10717: failed to find Oracle Key Vault (OKV) client configuration file

Cause: The attempt to access the Oracle key vault server to obtain the volume encryption keys failed because the OKV client configuration file, okvclient.ora, was not found in '\$OKV_HOME/conf'.

Action: Ensure that the OKV_HOME environment variable is set to point to the path that contains OKV client data, including the OKV client configuration file, okvclient.ora. If not, set OKV_HOME and retry the command. If the problem persists, contact Oracle Support Services.

ACFS-10718: failed to login to OKV server

Cause: A login attempt to Oracle Key Vault (OKV) server failed.

Action: Ensure that correct password is provided, verify okvclient.ora file entries for servers, verify both the servers are still running, and then retry. If the problem persists, contact Oracle Support Services.

ACFS-10719: failed to store encryption keys in file system wallet

Cause: Internal error.

Action: Contact Oracle Support Services.

ACFS-10720: Key store must be either SSO, PKCS, or OKV.

Cause: An attempt to store an encryption key was rejected because the specified key store was not one of: SSO, PKCS or OKV.

Action: Retry the command specifying either SSO, PKCS, or OKV as the key store.

ACFS-10721: failed to save encryption keys, file system wallet already exists in directory '*string*'

Cause: An attempt to create a new wallet and save encryption keys in it failed because the wallet already existed in the said location.

Action: Delete or move the wallet and retry the command.

ACFS-10725: Failed to start encryption logging on mount point '*string*'.

Cause: Internal error.

Action: Contact Oracle Support Services.

ACFS-10726: Failed to start security logging on mount point '*string*'.

Cause: Internal error.

Action: Contact Oracle Support Services.

ACFS-10727: Failed to start global security and encryption logging.

Cause: Global security and encryption logging services could not be started. The log file for this node will not be updated.

Action: n/a

ACFS-10728: ACFS encryption logging directory not found on mount point '*string*'.

Cause: The ACFS encryption logging directory '<mount_point>/Security/encryption/logs/' could not be opened.

Action: Ensure the logging directory exists and the system administrator can open and create files in this directory, then unmount the file system and remount it manually to restore logging functionality.

ACFS-10729: ACFS security logging directory not found on mount point '*string*'.

Cause: The ACFS security logging directory '<mount_point>/Security/realms/logs/' could not be opened.

Action: Ensure the logging directory exists and the security administrator can open and create files in this directory, then unmount the file system and remount it manually to restore logging functionality.

ACFS-10730: ACFS security and encryption logging directory not found in CRS_HOME.

Cause: The ACFS security and encryption logging directory '<CRS_HOME>/log/<host_name>/acfssec' could not be opened.

Action: Ensure the logging directory exists and the system administrator can open and create files in this directory.

ACFS-10731: Could not get local host name, ACFS encryption logging will not be available on mount point '*string*'.

Cause: The local host name could not be determined, ACFS encryption logs for this host in '<mount_point>/Security/encryption/logs/' will not be written.

Action: Ensure the operating system host name is set correctly and the system administrator can read this value, then unmount the file system and remount it manually to restore logging functionality.

ACFS-10732: Could not get local host name, ACFS security logging will not be available on mount point '*string*'.

Cause: The local host name could not be determined, ACFS security logs for this host in '<mount_point>/Security/realms/logs/' will not be written.

Action: Ensure the operating system host name is set correctly and the security administrator can read this value, then unmount the file system and remount it manually to restore logging functionality.

ACFS-10733: Could not get local host name, ACFS security and encryption logging will not be available for this host

Cause: The local host name could not be determined, ACFS security and encryption logs for this host in '<CRS_HOME>/log/<host_name>/acfssec' will not be written.

Action: Ensure the operating system host name is set correctly and the system administrator can read this value.

ACFS-10751: Realm_Metadata file has invalid realm record\nfor file:\nstring

Cause: A realm record of the indicated Realm_Metadata file was invalid.

Action: If the ACFS Fixer is currently running, then no further action is needed. The ACFS Fixer will resolve the problem. If the ACFS Checker is running, then run the ACFS Fixer to resolve the problem.

ACFS-10753: Realm_Metadata file has no valid realm records\nfor file:\nstring

Cause: The indicated Realm_Metadata file did not contain any valid valid realm records.

Action: If the ACFS Fixer is currently running, then no further action is needed. The ACFS Fixer will resolve the problem. If the ACFS Checker is running, then run the ACFS Fixer to resolve the problem.

ACFS-10755: Realm_Metadata file contains invalid realm record data\nfor file:\nstring

Cause: The indicated Realm_Metadata file contained at least one invalid realm record. Refer to the accompanying message(s) for more information on the problem.

Action: If the ACFS Fixer is currently running, then no further action is needed. The ACFS Fixer will resolve the problem. If the ACFS Checker is running, then run the ACFS Fixer to resolve the problem.

ACFS-10756: Realm_Metadata file _Private structure is invalid for:\nfor file:\nstring

Cause: The _Private structure of the indicated Realm_Metadata file was invalid. Refer to the accompanying message(s) for more information on the problem.

Action: If the ACFS Fixer is currently running, then no further action is needed. The ACFS Fixer will resolve the problem. If the ACFS Checker is running, then run the ACFS Fixer to resolve the problem.

ACFS-10757: Realm_Metadata file has invalid Hash_Table data\nfor file:\nstring

Cause: The Hash_Table of the indicated Realm_Metadata file contained inconsistent data. Refer to the accompanying message(s) for more information on the problem.

Action: If the ACFS Fixer is currently running, then no further action is needed. The ACFS Fixer will resolve the problem. If the ACFS Checker is running, then run the ACFS Fixer to resolve the problem.

ACFS-10760: Realm_Metadata file _Private structure has invalid _maxFree value\nfound: number minimum: number\nfor structure:\nstring

Cause: The _maxFree property of the indicated _Private metadata structure was incorrect.

Action: If the ACFS Fixer is currently running, then no further action is needed. The ACFS Fixer will resolve the problem. If the ACFS Checker is running, then run the ACFS Fixer to resolve the problem.

ACFS-10761: Realm_Metadata file _Private structure has invalid _freeDataListTail value\nfound: number minimum: number\nfor structure:\nstring

Cause: The _freeDataListTail property of the indicated _Private metadata structure was incorrect.

Action: If the ACFS Fixer is currently running, then no further action is needed. The ACFS Fixer will resolve the problem. If the ACFS Checker is running, then run the ACFS Fixer to resolve the problem.

ACFS-10762: Realm_Metadata file node not on _freeDataList\nfor file:\nstring
Cause: One or more of the _security_data nodes of the indicated Realm_Metadata file was not found on the free data node list. The _next property for one or more of the _security_data nodes was incorrect.

Action: If the ACFS Fixer is currently running, then no further action is needed. The ACFS Fixer will resolve the problem. If the ACFS Checker is running, then run the ACFS Fixer to resolve the problem.

ACFS-10764: Realm_Metadata file has invalid _security_record for _Administrator default\nfor file:\nstring

Cause: The default _Administrator _security_record of the indicated Security_Metadata file was invalid.

Action: If the ACFS Fixer is currently running, then no further action is needed. The ACFS Fixer will resolve the problem. If the ACFS Checker is running, then run the ACFS Fixer to resolve the problem.

ACFS-10766: Realm_Metadata file has no valid realm data records\nfor file:\nstring

Cause: The indicated Realm_Metadata file did not contain any valid valid realm data records.

Action: If the ACFS Fixer is currently running, then no further action is needed. The ACFS Fixer will resolve the problem. If the ACFS Checker is running, then run the ACFS Fixer to resolve the problem.

ACFS-10767: Realm_Metadata File Private structure has invalid _freeDataList value\n found: number maximum: number\nfor file:\nstring

Cause: The _freeDataList property of the _Private structure of the indicated Realm_Metadata file was incorrect. The _freeDataList value exceeded the maximum value for this Realm_Metadata file.

Action: If the ACFS Fixer was running, the problem would have been resolved. If only the ACFS Checker was running, then run the ACFS Fixer to resolve the problem.

ACFS-10768: Number of realms created on mount point 'string' has reached the limit number.

Cause: A request to create a realm was denied because the number of realms created on the mount point has reached the limit.

Action: Destroy any of the unused realms and retry the command.

ACFS-10769: Number of rulesets created on mount point 'string' has reached the limit number.

Cause: A request to create a ruleset was denied because the number of rulesets created on the mount point has reached the limit.

Action: Destroy any of the unused rulesets and retry the command.

ACFS-10770: Number of rules created on mount point 'string' has reached the limit number.

Cause: A request to create a rule was denied because the number of rules created on the mount point has reached the limit.

Action: Destroy any of the unused rules and retry the command.

ACFS-10771: Number of realms that file '*string*' is part of has reached the limit number.

Cause: A request to add the file to a realm was denied because the number of realms that the file is part of has reached the limit.

Action: Remove the file from one or more realms and retry the command.

ACFS-10772: Security at the realm level will not be in effect until file system-level security is enabled.

Cause: Security is disabled at the file system level. When file system-level security is disabled, enabling realm-level security does not enable the authorization checks provided by the realm.

Action: Enable Security at file system level.

ACFS-10773: Unable to lock ACFS Security wallet.

Cause: The ACFS Security wallet lock was not acquired.

Action: Verify that Cluster Ready Services(CRS) stack is up by executing 'crsctl check crs' and Cluster Synchronization Services(CSS) is running by executing 'crsctl check css'. If the CRS stack is not up, check with the CRS administrator to bring it up. If it does not resolve the problem contact Oracle Support Services.

ACFS-10774: Unable to unlock ACFS Security wallet.

Cause: The ACFS Security wallet lock was not released.

Action: Verify that Cluster Ready Services(CRS) stack is up by executing 'crsctl check crs' and Cluster Synchronization Services(CSS) is running by executing 'crsctl check css'. If the CRS stack is not up, check with the CRS administrator to bring it up. If it does not resolve the problem contact Oracle Support Services.

ACFS-10775: Cannot proceed as another instance of 'acfsutil' command is updating the security administrator information.

Cause: ACFS Security wallet is locked by another instance of 'acfsutil' command.

Action: Retry the command after some time.

ACFS-10776: Invalid 'acfsutil' version '*string*'

Cause: Internal error.

Action: Contact Oracle Support Services.

ACFS-10777: Unable to lock ACFS encryption key store.

Cause: The ACFS encryption key store lock could not be acquired.

Action: Verify that Cluster Ready Services(CRS) stack is up by executing 'crsctl check crs' and Cluster Synchronization Services(CSS) is running by executing 'crsctl check css'. If the CRS stack is not up, check with the CRS administrator to bring it up. If it does not resolve the problem contact Oracle Support Services.

ACFS-10778: Unable to unlock ACFS encryption key store.

Cause: The ACFS encryption key store lock was not released.

Action: Verify that Cluster Ready Services(CRS) stack is up by executing 'crsctl check crs' and Cluster Synchronization Services(CSS) is running by executing 'crsctl check css'. If the CRS stack is not up, check with the CRS administrator to bring it up. If it does not resolve the problem contact Oracle Support Services.

ACFS-10779: Cannot proceed as another instance of 'acfsutil' command is updating the encryption key store.

Cause: An acfsutil encryption request found the ACFS encryption key store locked by another instance of the acfsutil command.

Action: Retry the command after some time.

ACFS-10780: The file system mounted on '*string*' has been prepared for ACFS Security, undo ACFS Security first.

Cause: ACFS Encryption cannot be undone when the file system has been prepared for ACFS Security.

Action: Undo ACFS Security prepare on the mount point by executing 'acfsutil sec prepare -m <mount_point> -u' as security administrator and retry.

ACFS-10781: could not undo ACFS security or encryption for the file system mounted on path '*string*' because of existing snapshots

Cause: An attempt to undo ACFS security or encryption for the indicated file system failed because there were existing snapshots (created by user or created as part of replication V2 being active) for the file system. ACFS security and encryption can only be undone for a file system with no snapshots. This message may be displayed before or after all files have been decrypted using the command 'acfsutil encr set -u'. In either case, the file system retains its encryption 'prepared' state and files can be encrypted without running 'acfsutil encr set' again.

Action: Remove all snapshots by executing 'acfsutil snap delete', and also check if replication V2 is active, terminate replication on the file system and retry.

ACFS-10782: The file system mounted on '*string*' has not been prepared for ACFS Security, nothing to be undone.

Cause: The file system was not prepared for ACFS Security.

Action: None

ACFS-10783: ACFS Encryption is not set on the file system mounted on '*string*', nothing to be undone.

Cause: ACFS Encryption was not set on the file system.

Action: None

ACFS-10784: Could not destroy all realms, unable to undo ACFS Security.

Cause: All realms were not destroyed.

Action: Re-execute the command.

ACFS-10785: Could not destroy all rules, unable to undo ACFS Security.

Cause: All rules were not destroyed.

Action: Re-execute the command.

ACFS-10786: Could not destroy all rulesets, unable to undo ACFS Security.

Cause: All rulesets were not destroyed

Action: Re-execute the command.

ACFS-10787: Failed to prepare ACFS Security on mount point '*string*' as replication is active on this mount point.

Cause: Replication was active on the mount point. ACFS Replication and ACFS Security cannot co-exist on the same mount point.

Action: Terminate replication by using command 'acfsutil repl term' and then retry.

ACFS-10788: ACFS Security undo operation on mount point '*string*' completed.

Cause: ACFS Security undo operation on the mount point was completed.

Action: None

ACFS-10789: Failed to undo ACFS Security on mount point '*string*'.

Cause: Internal error.

Action: Contact Oracle Support Services.

ACFS-10790: Failed to set ACFS Encryption on mount point '*string*' as replication is active on this mount point.

Cause: Replication was active on the mount point. ACFS Replication and ACFS Encryption cannot co-exist on the same mount point.

Action: Terminate replication by using command 'acfsutil repl term' and then retry.

ACFS-10791: Failed to undo ACFS encryption on mount point '*string*'.

Cause: Internal error.

Action: Contact Oracle Support Services.

ACFS-10792: Cannot add filter '*string:string*' to the cloned realm as the rule set '*string*' does not exist on the mount point '*string*'.

Cause: Filters could not be added to cloned realm because rule sets were not present on mount point.

Action: Clone rules and rule sets first and then add command rules to the cloned realm using 'sec realm add' command.

ACFS-10793: File objects cannot be added to cloned realm as file objects do not exist on destination mount point.

Cause: File objects could not be added to cloned realm because file objects were not present on destination mount point.

Action: Copy File objects to destination mount point and then add file objects to the cloned realm using 'sec realm add' command.

ACFS-10794: File '*string*' does not exist on mount point '*string*'.

Cause: Information of file could not be obtained, because either file name specified is not correct or file does not exist on given mount point.

Action: Specify the correct file name or specify the mount point where the file exists.

ACFS-10795: Cannot load ACFS security meta data because the destination mount point '*string*' already has some user-created rules, rule sets or realms.

Cause: ACFS security load was not done as the destination mount point had some user created rules, rule sets or realms.

Action: Run 'acfsutil sec prepare -u' followed by 'acfsutil sec prepare' on the destination mount point and then retry the command, or use a file system with no security objects (like realms, rules and rule sets) except system realms.

ACFS-10796: A prior failed encryption initialization cannot be recovered for this request because the prior initialization specified a password-protected key store.

Cause: A prior failed encryption initialization was not recovered for this request because the prior initialization specified a password-protected key store.

Action: Execute the command 'acfsutil encr init' with option 'p'.

ACFS-10797: A prior failed encryption initialization cannot be recovered for this request because the prior initialization specified a non-password-protected key store.

Cause: A prior failed encryption initialization was not recovered for this request because the prior initialization specified a non-password-protected key store.

Action: Execute the command "acfsutil encr init" without option 'p'.

ACFS-10798: ACFS Encryption undo operation on mount point '*string*' completed.

Cause: ACFS Encryption undo operation on the mount point was completed.

Action: None

ACFS-10799: For cloning realms with '*string*' option, destination mount point must be same as source mount point.

Cause: Cloning of file system objects is not supported if destination mount point is different from source mount point.

Action: Run 'acfsutil sec realm clone' without -f option, copy file objects to the destination mount point, and then add files using 'acfsutil sec realm add' command.

ACFS-10800: Failed to complete ACFS Security undo operation on mount point '*string*'.

Cause: ACFS Security undo operation did not complete because some rules, rulesets, or realms exist for the given file system.

Action: Retry the operation after making sure that no other 'acfsutil sec' commands are running for the given file system.

ACFS-10801: failed to acquire a lock on ACFS security wallet

Cause: The ACFS security wallet could not be initialized because the lock on the wallet could not be obtained.

Action: Verify that Cluster Ready Services(CRS) stack is up by executing 'crsctl check crs' and Cluster Synchronization Services(CSS) is running by executing 'crsctl check css'. If the CRS stack is not up, check with the CRS administrator to bring it up. If this does not resolve the problem contact Oracle Support Services.

ACFS-10802: unable to release the lock being held on the ACFS security wallet

Cause: After security initialization, the lock on ACFS security wallet could not be released.

Action: Verify that Cluster Ready Services(CRS) stack is up by executing 'crsctl check crs' and Cluster Synchronization Services(CSS) is running by executing 'crsctl check css'. If the CRS stack is not up, check with the CRS administrator to bring it up. If this does not resolve the problem contact Oracle Support Services.

ACFS-10803: cannot proceed because another instance of 'acfsutil' command is updating the ACFS security wallet

Cause: An attempt to update the ACFS security wallet failed because the ACFS security wallet was locked by another instance of the acfsutil command.

Action: Retry the command later.

ACFS-10850: Password must have at least *number* characters.

Cause: The password was not long enough.

Action: Provide the password with number of characters greater than minimum required length.

ACFS-10851: Password must have at least one digit and letter in it.

Cause: The password did not have either a digit or a letter in it.

Action: Provide a password containing at least one digit and letter.

ACFS-10901: Failed to add the read-only snapshot file '*string*' to realm '*string*'.

Cause: A file specified for addition to a security realm was a read-only snapshot file.

Action: None

ACFS-10902: Failed to add the read-write snapshot file '*string*' to realm '*string*'.

Cause: A file specified for addition to a security realm was a read-write snapshot file.

Action: None

ACFS-10903: Snapshot '*string*' of mount point '*string*' is not prepared for ACFS Security.

Cause: Snapshot was not prepared for security operations on mount point.

Action: None

ACFS-10914: Security is already enabled in snapshot '*string*' of mount point '*string*'.

Cause: Security was already enabled in snapshot of mount point.

Action: None

ACFS-10915: Security is already enabled on realm '*string*' in snapshot '*string*' of mount point '*string*'

Cause: Security was already enabled on realm in snapshot.

Action: None

ACFS-10916: Security is now enabled in snapshot '*string*' of mount point '*string*'.

Cause: Security was enabled in snapshot of mount point.

Action: None

ACFS-10917: Failed to enable security in snapshot '*string*' of mount point '*string*'.

Cause: Internal error.

Action: Contact Oracle Support Services.

ACFS-10918: Security is already disabled in snapshot '*string*' of mount point '*string*'.

Cause: Security was already disabled in snapshot of mount point.

Action: None

ACFS-10919: Security is already disabled on realm '*string*' in snapshot '*string*' of mount point '*string*'.

Cause: Security was already disabled on realm in snapshot.

Action: None

ACFS-10920: Failed to disable security in snapshot '*string*' of mount point '*string*'.

Cause: Internal error.

Action: Contact Oracle Support Services.

ACFS-10921: Realm '*string*' not found in snapshot '*string*' of mount point '*string*'.

Cause: Realm was not found in snapshot of mount point.

Action: Ensure that the realm exists using the command 'acfsutil sec info -m <mount_point> -S <snapshot_name> -n'.

ACFS-10922: Failed to get security related information of snapshot '*string*' of mount point '*string*'.

Cause: Internal error.

Action: Contact Oracle Support Services.

ACFS-10923: Failed to get users for realm '*string*' in snapshot '*string*' of mount point '*string*'.

Cause: Internal error.

Action: Contact Oracle Support Services.

ACFS-10924: Failed to get groups for realm '*string*' in snapshot '*string*' of mount point '*string*'.

Cause: Internal error.

Action: Contact Oracle Support Services.

ACFS-10925: Failed to get realm encryption attributes of realm '*string*' in snapshot '*string*' of mount point '*string*'.

Cause: Internal error.

Action: Contact Oracle Support Services.

ACFS-10926: Attributes of realm '*string*' in snapshot '*string*' of mount point '*string*' retrieved.

Cause: Attributes of realm in snapshot were retrieved.

Action: None

ACFS-10927: Failed to get all rules in snapshot '*string*' of mount point '*string*'.

Cause: Internal error.

Action: Refer to security log in '<mount_point>/.Security/realm/logs/sec-<host_name>.log'.

ACFS-10928: Failed to get information of rule '*string*' in snapshot '*string*' of mount point '*string*'.

Cause: Internal error.

Action: Contact Oracle Support Services.

ACFS-10929: Rule '*string*' not found in snapshot '*string*' of mount point '*string*'.

Cause: Rule was not found in the snapshot.

Action: Ensure that the rule exists by executing 'acfsutil sec info -m <mount_point> -S <snapshot_name> -l'.

ACFS-10930: Failed to get all rule sets in snapshot '*string*' of mount point '*string*'.

Cause: Internal error.

Action: Contact Oracle Support Services.

ACFS-10931: Failed to get rules for rule set '*string*' in snapshot '*string*' of mount point '*string*'.

Cause: Internal error.

Action: Contact Oracle Support Services.

ACFS-10932: Rule set '*string*' not found in snapshot '*string*' of mount point '*string*'.

Cause: Rule set was not found in snapshot of mount point.

Action: Ensure that the rule set exists by executing 'acfsutil sec info -m <mount_point> -S <snapshot_name> -s'.

ACFS-10933: Failed to delete the read-only snapshot file '*string*' from realm '*string*'.

Cause: Security operations cannot be performed on a read-only snapshot file.

Action: None

ACFS-10934: Failed to delete the read-write snapshot file '*string*' from realm '*string*'.

Cause: Security operations cannot be performed on a read-write snapshot file.

Action: None

ACFS-10935: ACFS Security cannot be enabled or disabled because '*string*' is a read-only snapshot

Cause: A request to enable or disable ACFS Security specified a read-only snapshot.

Action: None

ACFS-10936: ACFS Security is now disabled in snapshot '*string*' of mount point '*string*'.

Cause: Informational.

Action: None

ACFS-10937: ACFS Security is now enabled on realm '*string*' in snapshot '*string*' of mount point '*string*'.

Cause: Informational.

Action: None

ACFS-10938: ACFS Security is now disabled on realm '*string*' in snapshot '*string*' of mount point '*string*'.

Cause: Informational.

Action: None

ACFS-10939: ACFS Security is now enabled on realm '*string*' in mount point '*string*'.

Cause: Informational.

Action: None

ACFS-10940: ACFS Security is now disabled on realm '*string*' in mount point '*string*'.

Cause: Informational.

Action: None

ACFS-10941: Failed to create '*string*' file on mount point '*string*'

Cause: An attempt to create a file on the indicated mount point failed, most likely because the user lacked the requisite permission.

Action: Ensure that the user has the required permission and retry. Otherwise, contact Oracle Support Services.

ACFS-10942: Insufficient disk space on mount point '*string*'

Cause: The requested operation failed because the file system was full.

Action: Resize the file system and retry.

ACFS-10945: ACFS Auditing source '*string*' is already enabled on mount point '*string*'.

Cause: Informational.

Action: None

ACFS-10946: ACFS Auditing source '*string*' is already disabled on mount point '*string*'.

Cause: Informational.

Action: None

ACFS-10947: Audit trail on mount point '*string*' is marked as read.

Cause: Informational.

Action: None

ACFS-10948: Audit trail on mount point '*string*' is archived.

Cause: Informational.

Action: None

ACFS-10949: ACFS Auditing has been initialized on the cluster with '*string*' as the Oracle ACFS auditor OS group and '*string*' as the Oracle ACFS audit manager OS group.

Cause: Informational.

Action: None

ACFS-10950: Audit trail archive for mount point '*string*' is purged.

Cause: Informational.

Action: None

ACFS-10951: Current user does not have system administrative privileges to initialize auditing.

Cause: The user was not part of system administrators group.

Action: Run 'acfsutil audit init' as an OS user with administrative privileges.

ACFS-10952: Auditing already initialized; cannot reinitialize.

Cause: An attempt was made to initialize auditing after it was already initialized.

Action: None

ACFS-10953: Auditing is not initialized.

Cause: A command was issued which requires auditing to be initialized for the cluster, but auditing has not been initialized.

Action: Initialize auditing by reissuing 'acfsutil audit init' command.

ACFS-10954: Failed to enable auditing on mount point '*string*'.

Cause: Internal error.

Action: Refer to audit log '<mount_point>/.Security/audit/audit-<host_name>.log'.

ACFS-10955: Failed to disable auditing on mount point '*string*'.

Cause: Internal error.

Action: Refer to audit log '<mount_point>/.Security/audit/audit-<host_name>.log'.

ACFS-10956: Failed to enable auditing for realm '*string*' on mount point '*string*'.

Cause: Internal error.

Action: Refer to audit log '<mount_point>/Security/audit/audit-<host_name>.log'.

ACFS-10957: Failed to disable auditing for realm '*string*' on mount point '*string*'.

Cause: Internal error.

Action: Refer to audit log '<mount_point>/Security/audit/audit-<host_name>.log'.

ACFS-10958: Current user does not have privileges to run audit commands.

Cause: Command was executed as user who is not part of audit manager OS group or auditors OS group.

Action: Run command as user who is part of audit manager OS group or auditors OS group.

ACFS-10960: Failed to get audit information for the mount point '*string*'.

Cause: Internal error.

Action: Contact Oracle Support Services.

ACFS-10961: Failed to get audit manager OS group.

Cause: Internal error.

Action: Contact Oracle Support Services.

ACFS-10962: Failed to get auditor OS group.

Cause: Internal error.

Action: Contact Oracle Support Services.

ACFS-10963: Auditing is not enabled on mount point '*string*'.

Cause: A command was issued that requires auditing to be enabled at the file system level, but it is not enabled.

Action: Run 'acfsutil audit enable', and retry the command.

ACFS-10964: Failed to archive audit trail on mount point '*string*'.

Cause: Internal error.

Action: Contact Oracle Support Services.

ACFS-10965: Failed to mark audit trail on mount point '*string*' as read

Cause: Internal error.

Action: Contact Oracle Support Services.

ACFS-10966: Audit trail on mount point '*string*' is already marked as read.

Cause: Audit trail was already marked as read on mount point.

Action: None

ACFS-10967: Audit trail on mount point '*string*' not found.

Cause: An 'acfsutil audit' command was issued but auditing has not been initialized.

Action: Run 'acfsutil audit init' as an OS user with administrative privileges, then reissue the original command.

ACFS-10968: Failed to create audit trail XML file '*string*' for mount point *string*.

Cause: Internal error.

Action: Contact Oracle Support Services.

ACFS-10969: Failed to purge audit trail archive file for mount point '*string*'.

Cause: Internal error.

Action: Contact Oracle Support Services.

ACFS-10970: Failed to purge audit trail archive because it is not marked 'read' for mount point '*string*'.

Cause: Audit trail was not yet marked as 'read' on mount point.

Action: Run 'acfsutil audit read' and retry the command.

ACFS-10971: Current user does not have privileges to run this audit command.

Cause: Command was executed as user who is not part of audit manager OS group.

Action: Run command as user who is part of audit manager OS group.

ACFS-10972: Failed to update audit managers and auditors group information in the driver; some of the subsequent audit related commands may fail.

Cause: Audit Managers and Auditors information was not communicated to the ACFS driver during mount. The mount command was successful but the subsequent audit commands will not work on this host until the problem is corrected.

Action: Contact Oracle Support Services.

ACFS-10973: The ADVN compatibility attribute for the diskgroup must be set to version '*string*' to enable auditing on mount point '*string*'.

Cause: A security administrator or audit manager or administrator attempted to enable auditing, but the 'COMPATIBLE.ADVN' attribute for the disk group had not been upgraded to a supported version.

Action: Use the ASMCA tool or the SQL ALTER DISKGROUP statement to upgrade the COMPATIBLE.ADVN attribute and enable auditing using the 'acfsutil audit enable' command.

ACFS-10974: Auditing cannot be enabled on mount point '*string*', because ADVN compatibility is lower than '*string*'.

Cause: A security administrator or system administrator attempted to enable auditing as part of 'acfsutil sec prepare' or 'acfsutil encr set' which was successful, but auditing could not be enabled because the 'compatible.advn' attribute had not been upgraded to a supported version.

Action: Use the ASMCA tool or the SQL ALTER DISKGROUP statement to upgrade the COMPATIBLE.ADVN attribute and enable auditing using the 'acfsutil audit enable' command.

ACFS-10975: Failed to get audit information for realm '*string*' on mount point '*string*'.

Cause: Internal error.

Action: Contact Oracle Support Services.

ACFS-10976: Failed to create audit trail XML file because the old audit trail XML file exists for mount point '*string*'.

Cause: A request to archive the audit trail found an existing audit trail XML file.

Action: Run 'acfsutil audit purge' and retry the command.

ACFS-10977: Auditing is enabled for realm '*string*' on mount point '*string*'.

Cause: Informational.

Action: None

ACFS-10978: Auditing is disabled for realm '*string*' on mount point '*string*'.

Cause: Informational.

Action: None

ACFS-10979: Cannot proceed because file system is not prepared for ACFS Security.

Cause: An attempt to enable or disable audit on Security source failed because the file system was not prepared for ACFS Security.

Action: Execute 'acfsutil sec prepare' to prepare ACFS Security on the file system and retry 'acfsutil audit' command.

ACFS-10980: Cannot proceed because file system is not set for ACFS Encryption.

Cause: An attempt to enable or disable audit on Encryption source failed because the file system was not set for ACFS Encryption.

Action: Execute 'acfsutil encr set' to set ACFS Encryption on the file system and retry 'acfsutil audit' command.

ACFS-10998: ACFS Audit not initialized

Cause: ACFS Audit was not initialized.

Action: Run 'acfsutil audit init' command.

ACFS-10999: Audit trail archive file on mount point '*string*' was not found.

Cause: An 'acfsutil audit read' command was issued but the audit trail backup file did not exist.

Action: Run 'acfsutil audit archive' as an OS user with Audit Manager privileges, then reissue the original command.

ACFS-11000: ACFS Auditing is already initialized with different Audit Managers and Auditors group.

Cause: Values provided on the command line did not match those with which ACFS Auditing was initialized earlier.

Action: Run 'acfsutil audit init' command with the Audit Managers and Auditors group provided for the previous initialization.

ACFS-11001: Error in parsing command line arguments.

Cause: There was a syntax error in the command line arguments.

Action: Check the command line syntax and re-run the command again.

ACFS-11002: Error: a device name must be supplied with the -l option.

Cause: Either the -l option was not present in the command line or it had no argument.

Action: Make sure you run the command with the '-l device-name' option.

ACFS-11003: AIX ODM initialization failed, odmerr *number*

Cause: AIX ODM internal operation error.

Action: Internal error - contact Oracle Customer Support.

ACFS-11004: failed to lock AIX ODM database, odmerr number

Cause: The method could not lock the AIX ODM database.

Action: Check to see what other method has locked it.

ACFS-11005: failed to look up AIX ODM PdDv object class, odmerr number

Cause: The user may lack required permission or the entry may not exist.

Action: Ensure that the object exists and that the user has the required permission; otherwise, contact Oracle Customer Support.

ACFS-11006: failed to open AIX ODM CuDv object class, odmerr number

Cause: The user may lack required permission or the entry may not exist.

Action: Ensure that the object exists and that the user has the required permission; otherwise, contact Oracle Customer Support.

ACFS-11007: failed to add to AIX ODM CuDv object class, odmerr number

Cause: An attempt to add the device's entry to the ODM CuDv object class failed.

Action: Ensure the user has the required permission.

ACFS-11008: failed to close the AIX ODM CuDv object class, odmerr number

Cause: AIX ODM internal operation error.

Action: Contact Oracle Customer Support.

ACFS-11010: failed to look up AIX ODM CuDv object class, odmerr number

Cause: The user may lack required permission or the entry may not exist.

Action: Ensure that the object exists and that the user has the required permission; otherwise, contact Oracle Customer Support.

ACFS-11015: failed to load kernel extension *string*, errno number (*string*)

Cause: Loading the kernel extension into the kernel failed.

Action: Check the error message and resolve the error.

ACFS-11017: failed to configure kernel extension *string*, errno number (*string*)

Cause: Could not configure the device's driver in the kernel.

Action: Internal error - contact Oracle Customer Support.

ACFS-11018: failed to get a major number for device *string*

Cause: The method could not get a major number for the device.

Action: Internal error - contact Oracle Customer Support.

ACFS-11019: failed to get a minor number for device *string*

Cause: The method could not get a minor number for the device.

Action: Internal error - contact Oracle Customer Support.

ACFS-11022: failed to configure device *string*, errno number (*string*)

Cause: Attempt to configure the device's driver in the kernel got an error.

Action: Internal error - contact Oracle Customer Support.

ACFS-11024: failed to remove the old device file *string*, errno number (*string*)

Cause: The method failed to remove the device file.

Action: Ensure that the user has permission and no other application is still using the device.

ACFS-11026: failed to create new device file *string*, errno number (*string*)

Cause: The user may not have permission or a file with the same name already exists.

Action: Ensure that the file does not already exist and that the user has the required permission to create it.

ACFS-11028: failed to set permission of the new device file *string*, errno number (*string*)

Cause: The method failed to set permission of the device special file.

Action: Ensure the user has the required privilege.

ACFS-11030: failed to set group of the new device file *string*, errno number (*string*)

Cause: The method failed to set the owning group of the device special file.

Action: Ensure the user has the required privilege.

ACFS-11031: failed to open the ASMADMIN group file, errno number (*string*)

Cause: The method could not open the file containing the group to own the device.

Action: Ensure the installation completed successfully.

ACFS-11032: failed to read from the ASMADMIN group file, errno number (*string*)

Cause: The method could not read the file containing the group to own the device.

Action: Ensure the installation completed successfully.

ACFS-11034: failed to set device state to AVAILABLE, odmerr number

Cause: The method could not change the device's state.

Action: AIX ODM internal error - contact Oracle Customer Support.

ACFS-11036: No operation was performed because device state is *string* instead of DEFINED.

Cause: The method expected a DEFINED device state.

Action: AIX ODM internal error - contact Oracle Customer Support.

ACFS-11038: failed to unconfigure kernel extension *string*, errno number (*string*)

Cause: The method could not unconfigure the kernel extension.

Action: Internal error - contact Oracle Customer Support.

ACFS-11040: failed to unload kernel extension *string*, errno number (*string*)

Cause: The method could not unload the extension from kernel.

Action: Internal error - contact Oracle Customer Support.

ACFS-11044: no minor number was returned for device *string*

Cause: The operating system did not return a device minor number as requested.

Action: Internal error - contact Oracle Customer Support.

ACFS-11046: failed to set device state to DEFINED, odmerr number

Cause: The method failed to change the device's state.

Action: Contact Oracle Customer Support.

ACFS-11050: failed to delete attributes of device *string*, odmerr number

Cause: The method failed to remove the device's attributes from the AIX ODM CuAt object class.

Action: Internal AIX ODM error - contact Oracle Customer Support.

ACFS-11052: failed to delete customized object of device *string*, odmerr number

Cause: The method failed to remove the device's entry from the AIX ODM CuDv object class.

Action: Internal AIX ODM error - contact Oracle Customer Support.

ACFS-11053: failed to release major number for device *string*

Cause: The method failed to release the device's major number.

Action: Internal error - contact Oracle Customer Support.

ACFS-11055: failed to remove device special file *string*, errno number (*string*)

Cause: The method failed to remove the device special file.

Action: Check the error message and resolve it.

ACFS-11060: failed to unload kernel extension *string*

Cause: Could not unload the extension from kernel.

Action: Internal error - contact Oracle Customer Support.

ACFS-11061: failed to look up the group id for group *string*

Cause: The named group probably does not exist.

Action: Make sure the group exists in the /etc/group file.

ACFS-11062: failed to create directory *string*, errno number (*string*)

Cause: The directory could not be created.

Action: Check the permission of the base directory to make sure it is writeable.

ACFS-11063: failed to set permission on directory *string*, errno number (*string*)

Cause: The permission of the directory could not be changed.

Action: Make sure the user has permission to do so.

ACFS-11064: failed to set group on directory *string*, errno number (*string*)

Cause: The group of the directory could not be changed.

Action: Make sure the user has permission to do so.

ACFS-11065: invalid device minor number *number*

Cause: The device minor number being used is out of range.

Action: Contact Oracle Customer Support.

ACFS-11066: the ADVm driver is not loaded

Cause: The ADVm driver is expected to exist in the kernel but it does not.

Action: Load the ADVm driver and then try it again.

ACFS-11067: directory /dev/asm does not exist or is not accessible, errno number (*string*)

Cause: The ADVm driver probably has not been successfully loaded.

Action: Load the ADVm driver and then try it again.

ACFS-11068: The state of device *string* is unknown. No operation was performed.

Cause: Unknown.

Action: Contact Oracle Customer Support.

ACFS-11069: Error: device name is too long, exceeding 255 characters.

Cause: The chosen device name exceeds the limit of 255 characters.

Action: Use a device name that is shorter than the limit.

ACFS-11078: unable to obtain cluster information for local node

Cause: An internal ioctl operation to access cluster information failed. This message is accompanied by other messages providing details on the error.

Action: Correct the problem indicated by the other messages. If the cause of the problem is unclear, contact Oracle Support Services.

ACFS-11083: insufficient OS kernel resources to defragment file *string*

Cause: An attempted defragment operation failed due to insufficient kernel resources.

Action: Reduce the load activity on the system and retry the defragment.

ACFS-11084: no space left on the file system

Cause: A defragment request failed because the file system was full.

Action: Delete unnecessary files from the file system to free up space, resize the file system, or delete snapshots from the file system if any exist.

ACFS-11085: insufficient privileges to defragment file *string*

Cause: The caller does not have sufficient privileges to perform the defragment command on the indicated file. Write access is required for 'acfsutil defrag file'. Read access is required for 'acfsutil defrag file -i'.

Action: Obtain the required access rights for the indicated file.

ACFS-11086: The specified path *string* is not a regular file.

Cause: An attempted defragment operation was rejected because the specified pathname was not a regular file.

Action: Retry the command specifying the pathname of a regular file.

ACFS-11087: The specified path *string* is not a directory.

Cause: An attempted defragment operation was rejected because the specified pathname was not a directory.

Action: Retry the command specifying a directory path.

ACFS-11088: caught interrupt; stop defragmenting file *string*

Cause: Informational.

Action: None

ACFS-11089: failed to read from or write to file *string*

Cause: During defragmentation processing for the indicated file, an attempt to read or write data to disk failed.

Action: Verify that the file system is online and retry the command. If the command still fails, run fsck (Unix or Linux) or acfschkdisk.exe (Windows), before retrying the command.

ACFS-11090: failed to defragment file *string*

Cause: During defragmentation processing for the indicated file, an internal ioctl request failed. This message is accompanied by other messages providing details on the error.

Action: Correct the problem indicated by the other messages. If the cause of the problem is unclear, contact Oracle Support Services.

ACFS-11091: unable to rename snapshot *string* because it is replication-specific

Cause: An attempt to rename a snapshot failed because it specified a replication-specific snapshot.

Action: Reconsider the need for the request, or specify a snapshot that is not associated with replication.

ACFS-11092: Snapshot name *string* already exists.

Cause: The snapshot rename operation failed because the newly designated snapshot name was in use by another snapshot.

Action: Rename or delete the conflicting snapshot and then re-issue the original 'acfsutil snap rename' command.

ACFS-11095: 'acfsutil defrag' command is not supported for the current ADVDM compatibility version. Version *string* is required.

Cause: The 'acfsutil defrag' command was rejected because the ADVDM disk group compatibility had not been upgraded to the indicated version, which is required for that command.

Action: Use the ASMCA tool or the SQL ALTER DISKGROUP statement to upgrade the disk group compatibility (COMPATIBLE.ADVDM attribute) to the specified version and then re-issue the original 'acfsutil defrag' command. If the disk group compatibility cannot be upgraded, update the ACFS compatibility level using the 'acfsutil compat set' command and then re-issue the original 'acfsutil defrag' command.

ACFS-11111: *string*

Cause: None

Action: None

ACFS-12002: reclaiming snap remaster released storage

Cause: The 'acfsutil snap remaster' command has replaced the master file system with the remastered snapshot, releasing all the master's unique storage. In addition, any other snapshots that existed on the volume have also been removed, releasing all their unique storage. This storage was being marked as available in the Global_BitMap.

Action: None

ACFS-12003: 'snap remaster' phase: *number*\n

Cause: The indicated 'snap remaster' conversion phase has started.

Action: None

ACFS-12004: \ninvoking ACFS Checker, which will check the remastered snapshot file system, and ACFS Fixer, which will reclaim released storage\n

Cause: The ACFS Checker and the ACFS Fixer were reclaiming the storage released when the original master file system and other snapshots were deleted.

Action: None

ACFS-12005: \nSnapshot '*string*' has been remastered as the master file system.\n

Cause: The specified snapshot has been remastered as the master file system. The original master file system and all the other snapshots have been deleted.

Action: None

ACFS-12200: missing required snapshot name

Cause: A 'snap remaster' command was issued without a required argument.

Action: Specify the name of the snapshot to remaster.

ACFS-12201: Volume signature '*string*' is invalid for snap remastering.

Cause: The volume signature indicated the volume was not in a state where 'snap remaster' can be performed.

Action: Make sure the volume is unmounted and that ACFS Checker has run successfully.

ACFS-12202: Volume signature indicates 'snap remaster' in progress.\n Signature: '*string*'\n Use 'acfsutil snap remaster *stringc string*'\n to complete the 'snap remaster'.

Cause: The volume signature indicated that 'snap remaster' was being run on this volume.

Action: Make sure 'snap remaster' is not being run on another node or by another user. If 'snap remaster' was started and then aborted, use the 'acfsutil snap remaster -c *device*' command to continue interrupted snapshot remastering.

ACFS-12203: Volume signature '*string*' indicates 'snap remaster' can be performed.\n \n However, on-disk 'snap remaster' phase (*number*) indicates 'snap remaster' is in progress.

Cause: The requested 'snap remaster' failed to run because the on-disk information indicated that another 'snap remaster' was in progress.

Action: Make sure 'snap remaster' is not being run on another node or by another user. If 'snap remaster' was started and then aborted, use the ACFS Fixer to restore the file system to a good starting point.

ACFS-12204: The snap remastering phase '*number*' is invalid.\n \n Valid phase range from *number* to *number*.

Cause: The on-disk snap remastering conversion phase had an invalid value.

Action: Use the ACFS Fixer to restore the file system to a good starting point. Report this error to Oracle Support Services.

ACFS-12205: Snap remaster request for snapshot '*string*' declined.\n \n

Cause: The user responded negatively when prompted to confirm the snapshot remastering.

Action: None

ACFS-12206: failed to fetch the ACFS Global metadata directory

Cause: Snap remaster failed to read the file system's ACFS Global metadata directory. Refer to accompanying messages for more information on the problem.

Action: Correct the problem indicated by the other messages. If the solution is not clear, contact Oracle Support Services.

ACFS-12207: failed to access the remastered snapshot '*string*' File Entry Table

Cause: The File Entry Table for the snapshot being remastered could not be read. Refer to accompanying messages for more information on the problem.

Action: Correct the problem indicated by the other messages. If the solution is not clear, contact Oracle Support Services.

ACFS-12208: failed to copy the current '*string*' file entry into the remastered snapshot '*string*' File Entry Table

Cause: Snap remaster failed to copy the indicated file entry into the remastered snapshot File Entry Table. Refer to accompanying messages for more information on the problem.

Action: Correct the problem indicated by the other messages. If the solution is not clear, contact Oracle Support Services.

ACFS-12209: failed to access on-disk structure '*string*'

Cause: Snap remaster failed to access the indicated on-disk structure. Refer to accompanying messages for more information on the problem.

Action: Correct the problem indicated by the other messages. If the solution is not clear, contact Oracle Support Services.

ACFS-12210: failed to copy remastered snapshot '*string*' current File Entry Table file entry to the beginning of the remastered snapshot File Entry Table

Cause: Snap remaster failed to copy the snapshot to be remastered's file entry into the snapshots File Entry Table. Refer to accompanying messages for more information on the problem.

Action: Correct the problem indicated by the other messages. If the solution is not clear, contact Oracle Support Services.

ACFS-12211: failed to snapshot metadata from the snapshot information table

Cause: Snap remaster failed to zero the snapshot metadata for all the other snapshots from the snapshot information table. Refer to accompanying messages for more information on the problem.

Action: Correct the problem indicated by the other messages. If the solution is not clear, contact Oracle Support Services.

ACFS-12212: failed to reset the snapshot map header to indicate *number* active snapshots

Cause: Snap remaster failed to set the snapshot map header to the indicated number of active snapshots. Refer to accompanying messages for more information on the problem.

Action: Correct the problem indicated by the other messages. If the solution is not clear, contact Oracle Support Services.

ACFS-12213: failed to erase the snapshot entries from the '*.ACFSstringsnapsstring*' directory

Cause: Snap remaster failed to remove the deleted snapshot names from the indicated directory. Refer to accompanying messages for more information on the problem.

Action: Correct the problem indicated by the other messages. If the solution is not clear, contact Oracle Support Services.

ACFS-12214: failed to remove the remastered snapshot metadata from the snapshot information table

Cause: Snap remaster failed to remove snapshot information table metadata for the snapshot being remastered. Refer to accompanying messages for more information on the problem.

Action: Correct the problem indicated by the other messages. If the solution is not clear, contact Oracle Support Services.

ACFS-12215: failed to clear the snapshot storage allocation map

Cause: Snap remaster failed to remove the storage allocations for the deleted snapshots. Refer to accompanying messages for more information on the problem.

Action: Correct the problem indicated by the other messages. If the solution is not clear, contact Oracle Support Services.

ACFS-12216: failed to save the current per-node local directory metadata entries for reuse

Cause: Snap remaster failed to obtain the local directory metadata entries for each cluster node, so that this information could be used in the remastered snapshot. Refer to accompanying messages for more information on the problem.

Action: Correct the problem indicated by the other messages. If the solution is not clear, contact Oracle Support Services.

ACFS-12217: failed to initialize the locator block metadata and local directory block metadata inside the remastered snapshot

Cause: Snap remaster failed to initialize the remastered snapshot locator block metadata and the local directory block metadata using data from the original master. Refer to accompanying messages for more information on the problem.

Action: Correct the problem indicated by the other messages. If the solution is not clear, contact Oracle Support Services.

ACFS-12218: failed to initialize the global directory block inside the remastered snapshot

Cause: Snap remaster failed to initialize the remastered snapshot global directory block for the remastered snapshot. Refer to accompanying messages for more information on the problem.

Action: Correct the problem indicated by the other messages. If the solution is not clear, contact Oracle Support Services.

ACFS-12219: remastering snapshot '*string*' failed

Cause: A 'snap remaster' command failed. Refer to accompanying messages for more information on the problem.

Action: Correct the problem indicated by the other messages. If the solution is not clear, contact Oracle Support Services.

ACFS-12220: The continue option failed because there was no incomplete remastered snapshot.

Cause: The snapshot remastering continue option was specified for a file system that was not an interrupted snapshot remastering.

Action: None

ACFS-12221: failed to allocate a *number* byte '*string*' buffer

Cause: There was insufficient memory to allocate working structures.

Action: Contact Oracle Support Services.

ACFS-12222: failed to read '*string*' from disk\n offset *string* size *number*

Cause: Snap remaster failed to read the indicated data structure from the file system. Refer to accompanying messages for more information on the problem.

Action: Correct the problem indicated by the other messages. If the solution is not clear, contact Oracle Support Services.

ACFS-12223: failed to read '*string*' file entry *number* from disk\n offset *string* size *number*

Cause: Snap remaster failed to read the indicated file entry metadata from the file system. Refer to accompanying messages for more information on the problem.

Action: Correct the problem indicated by the other messages. If the solution is not clear, contact Oracle Support Services.

ACFS-12224: Failed to change the on-disk File Entry Table starting location (*_VolFETALPosition*).

Cause: Snap remaster failed to write the new File Entry Table starting offset to the remastered file system. Refer to accompanying messages for more information on the problem.

Action: Correct the problem indicated by the other messages. If the solution is not clear, contact Oracle Support Services.

ACFS-12225: failed to initialize extent '*Up Header*' offsets and mark deleted snapshot file entries as free

Cause: Snap remaster failed to change the file extent '*Up Header*' offsets so they are pointing to the remastered File Entry Table and to change the state of deleted snapshot file entries to available for allocation as new files. Refer to accompanying messages for more information on the problem.

Action: Correct the problem indicated by the other messages. If the solution is not clear, contact Oracle Support Services.

ACFS-12226: failed to read the file entry for the master file system File Entry Table

Cause: Snap remaster failed to read the file entry for the master File Entry Table. Refer to accompanying messages for more information on the problem.

Action: Correct the problem indicated by the other messages. If the solution is not clear, contact Oracle Support Services.

ACFS-12227: unexpected mode *string* in *string*

Cause: The reported function detected the wrong mode.

Action: Contact Oracle Support Services.

ACFS-12228: The Oracle ASM Dynamic Volume Manager (Oracle ADVM) compatibility attribute for the disk group is less than *number.number*.

Cause: The snapshot remaster operation was rejected because the ADVM disk group compatibility had not been upgraded to the indicated version, which is required for that command.

Action: Use the Oracle ASM Configuration Assistant (ASMCA) tool or the SQL ALTER DISKGROUP statement to upgrade the disk group compatibility (COMPATIBLE.ADVM attribute) to the specified version and then re-issue the original command. If the disk group compatibility cannot be upgraded, update the ACFS compatibility using the 'acfsutil compat set' command and then re-issue the original command.

ACFS-12229: Replication must be terminated before the volume can be remastered.

Cause: A 'snap remaster' command was issued for a volume that was being replicated.

Action: 'snap remaster' cannot be performed on a file system that is being replicated. If appropriate, terminate replication on this file system with the command 'acfsutil repl terminate primary *mountpoint*'.

ACFS-12230: failed to find the snapshot '*string*'

Cause: The specified snapshot was not found.

Action: Make sure the snapshot name is correct.

ACFS-12231: failed to initialize file ID *number* for access

Cause: Snap remaster failed to initialize data structures allowing access to the indicated file ID.

Action: Run the ACFS Fixer.

ACFS-12232: failed to create a file access structure for file ID *number*

Cause: Snap remaster failed to create a structure for accessing the indicated file ID. Refer to accompanying messages for more information on the problem.

Action: Correct the problem indicated by the other messages. If the solution is not clear, contact Oracle Support Services.

ACFS-12233: failed to access the remastered File Entry Table using file ID *number*

Cause: Snap remaster failed to read the File Entry Table for the remastered snapshot. Refer to accompanying messages for more information on the problem.

Action: Correct the problem indicated by the other messages. If the solution is not clear, contact Oracle Support Services.

ACFS-12234: failed to access the Snap Map file entry at file ID: *number*

Cause: Snap remaster failed to read the file entry for the Snap Map using the indicated file ID. Refer to accompanying messages for more information on the problem.

Action: Correct the problem indicated by the other messages. If the solution is not clear, contact Oracle Support Services.

ACFS-12235: failed to access the '*string*' file entry at file ID: *number*

Cause: Snap remaster failed read the file entry for the indicated metadata using the indicated file ID. Refer to accompanying messages for more information on the problem.

Action: Correct the problem indicated by the other messages. If the solution is not clear, contact Oracle Support Services.

ACFS-12236: failed to access the Global BitMap file entry at file ID: *number*

Cause: Snap remaster failed to read the file entry for the Global BitMap using the indicated file ID. Refer to accompanying messages for more information on the problem.

Action: Correct the problem indicated by the other messages. If the solution is not clear, contact Oracle Support Services.

ACFS-12237: failed to read the file extent map for file ID *number*

Cause: Snap remaster failed to read file storage allocation information for the file ID indicated file. Refer to accompanying messages for more information on the problem.

Action: Correct the problem indicated by the other messages. If the solution is not clear, contact Oracle Support Services.

ACFS-12238: metadata write failed\n offset *string size number* file ID *number*

Cause: An attempt to write metadata of the indicated file ID failed. Refer to accompanying messages for more information on the problem.

Action: Correct the problem indicated by the other messages. If the solution is not clear, contact Oracle Support Services.

ACFS-12239: metadata copy failed\n file offset *string size number* file ID *number*

Cause: An attempt to write copied metadata to the indicated file ID failed. Refer to accompanying messages for more information on the problem.

Action: Correct the problem indicated by the other messages. If the solution is not clear, contact Oracle Support Services.

ACFS-12240: initializing metadata failed\n file offset *string size number* file ID *number*

Cause: An attempt to write initialized metadata to the indicated file ID failed. Refer to accompanying messages for more information on the problem.

Action: Correct the problem indicated by the other messages. If the solution is not clear, contact Oracle Support Services.

ACFS-12241: updating metadata failed\n file offset *string size number* file ID *number*

Cause: An attempt to write updated metadata to the indicated file ID failed. Refer to accompanying messages for more information on the problem.

Action: Correct the problem indicated by the other messages. If the solution is not clear, contact Oracle Support Services.

ACFS-12242: failed to update the extent headers with the new file ID *number* for the moved file entry

Cause: An error occurred while attempting to update the file extent headers with the new file ID after the file's file entry was moved to the remastered File Entry Table. Refer to accompanying messages for more information on the problem.

Action: Correct the problem indicated by the other messages. If the solution is not clear, contact Oracle Support Services.

ACFS-12243: failed to access the Accelerator Global BitMap file entry at file ID: *number*

Cause: Snap remaster failed to read the indicated file entry for the Accelerator Global BitMap. Refer to accompanying messages for more information on the problem.

Action: Correct the problem indicated by the other messages. If the solution is not clear, contact Oracle Support Services.

ACFS-12244: failed to read the snap map using file ID *number*

Cause: Snap remaster failed to initialize the snap entry table with snap map entries from the indicated file ID. Refer to accompanying messages for more information on the problem.

Action: Correct the problem indicated by the other messages. If the solution is not clear, contact Oracle Support Services.

ACFS-12245: failed to update the file extent parent pointers for file ID: *number*

Cause: An error occurred while attempting to update the file extent parent pointer after the file's file entry was moved to the remastered File Entry Table. Refer to accompanying messages for more information on the problem.

Action: Correct the problem indicated by the other messages. If the solution is not clear, contact Oracle Support Services.

ACFS-12246: failed to release file ID *number* file entry

Cause: An error occurred while releasing the indicated file entry. Refer to accompanying messages for more information on the problem.

Action: Correct the problem indicated by the other messages. If the solution is not clear, contact Oracle Support Services.

ACFS-12247: failed to fetch the remastered snapshot Global directory metadata: file ID *number*

Cause: Snap remaster failed to read the Global directory metadata using the indicated file ID from the remastered File Entry Table. Refer to accompanying messages for more information on the problem.

Action: Correct the problem indicated by the other messages. If the solution is not clear, contact Oracle Support Services.

ACFS-12248: failed to rebuild directory '*string*': file ID *number*

Cause: Snap remaster failed to reconstruct the indicated file system directory after deleted files were removed. Refer to accompanying messages for more information on the problem.

Action: Correct the problem indicated by the other messages. If the solution is not clear, contact Oracle Support Services.

ACFS-12249: failed to allocate storage from the Global BitMap file ID: *number*

Cause: Snap remaster failed to find free storage in the Global BitMap. Refer to accompanying messages for more information on the problem.

Action: Correct the problem indicated by the other messages. If the solution is not clear, contact Oracle Support Services.

ACFS-12250: failed to find an expected *string* data structure on an in-memory linked list

Cause: Snap remaster failed to find the indicated data structure.

Action: Contact Oracle Support Services.

ACFS-12251: failed to add file ID *number* to the File Entry Table free list

Cause: Snap remaster failed to add the indicated file ID to the remastered File Entry Table list of available for reuse file entries. Refer to accompanying messages for more information on the problem.

Action: Correct the problem indicated by the other messages. If the solution is not clear, contact Oracle Support Services.

ACFS-12252: failed to add file ID *number* to the in-memory file entry cache

Cause: Snap remaster failed to read the indicated file ID and add it to the file entry cache for reuse in the remastered snapshot. Refer to accompanying messages for more information on the problem.

Action: Correct the problem indicated by the other messages. If the solution is not clear, contact Oracle Support Services.

ACFS-12253: failed to update file ID *number* storage

Cause: An error occurred while updating the indicated file entry's storage. Refer to accompanying messages for more information on the problem.

Action: Correct the problem indicated by the other messages. If the solution is not clear, contact Oracle Support Services.

ACFS-12254: failed to remove the file ID *number* storage

Cause: An error occurred while removing the indicated file entry's storage. Refer to accompanying messages for more information on the problem.

Action: Correct the problem indicated by the other messages. If the solution is not clear, contact Oracle Support Services.

ACFS-12255: failed to delete file names from directory '*string*'

Cause: Snap remaster failed to delete the files in the indicated directory. Refer to accompanying messages for more information on the problem.

Action: Correct the problem indicated by the other messages. If the solution is not clear, contact Oracle Support Services.

ACFS-12256: failed to delete all the *.ACFSstringreplstring* subdirectories

Cause: Snap remaster failed to delete all the subdirectories in the indicated directory. Refer to accompanying messages for more information on the problem.

Action: Correct the problem indicated by the other messages. If the solution is not clear, contact Oracle Support Services.

ACFS-12257: Snapshot '*string*' replication must be terminated before the volume can be remastered.

Cause: A 'snap remaster' command was issued for a volume that was was replicating snapshots.

Action: 'snap remaster' cannot be performed on a file system that is being replicated. Terminate replication on this file system with the command 'acfsutil repl terminate primary *mountpoint*'.

ACFS-12258: cannot find the ACFS Checker and Fixer utility: *string*

Cause: The 'snap remaster' back-end utility (the ACFS Checker and Fixer) could not be found.

Action: Make sure ACFS has been properly installed. If the solution is not clear, contact Oracle Support Services.

ACFS-12259: ACFS Checker and Fixer returned an error.

Cause: The 'snap remaster' back-end utility (ACFS Checker and Fixer) returned an error. Refer to accompanying messages for more information on the problem.

Action: Correct the problem indicated by the other messages. If the solution is not clear, contact Oracle Support Services.

ACFS-12260: ACFS Checker and Fixer failed to perform the 'snap remaster'\n command: *string*

Cause: The indicated ACFS Checker and Fixer command failed.

Action: Correct the problem indicated by the other messages. If the solution is not clear, contact Oracle Support Services.

ACFS-12261: Volume signature indicates 'snap remaster' was in progress.\n Signature: '*string*'\n Use\n 'acfsutil snap remaster *stringc string*'\n to complete the 'snap remaster'.\n Or to reformat the volume, reissue *string* with the *stringf* option.

Cause: The volume signature indicates that 'snap remaster' was being run on this volume.

Action: Make sure 'snap remaster' is not being run on another node or by another user. If 'snap remaster' had been started and then aborted, use the 'acfsutil snap remaster -c *device*' command to continue the interrupted snapshot remastering.

ACFS-12262: 'snap remaster' rejected because this file system uses an accelerator volume.

Cause: 'snap remaster' command was issued for a file system with an accelerator volume.

Action: None

ACFS-12263: ACFS Plugins must be disabled before the file system can be remastered.

Cause: An 'acfsutil snap remaster' command was rejected because the specified file system had Oracle ACFS plug-ins enabled.

Action: If appropriate, disable ACFS Plug-ins with the command 'acfsutil plugin disable *mountpoint*' and retry the operation.

ACFS-12264: ACFS Plugins are enabled on node: *string*.

Cause: An 'acfsutil snap remaster' command was rejected because the specified file system had Oracle ACFS plug-ins enabled on the indicated node.

Action: If appropriate, disable ACFS Plug-ins with the command 'acfsutil plugin disable *mountpoint*' and retry the operation.

ACFS-12265: 'snap remaster' cannot be used on a file system with ACFS security.

Cause: An 'acfsutil snap remaster' command was rejected because the specified file system had Oracle ACFS security enabled.

Action: None

ACFS-12266: 'snap remaster' cannot be used on a file system with ACFS encryption.

Cause: An 'acfsutil snap remaster' command was rejected because the specified file system had Oracle ACFS encryption enabled.

Action: None

ACFS-12267: failed to clean the .ACFS directory tree

Cause: An attempt to remaster an Oracle ACFS snapshot failed to clean the .ACFS directory tree. The accompanying messages provide detailed failure information.

Action: Correct the problem indicated by the other error messages. Use the 'acfsutil snap remaster -c *device*' command to continue the interrupted snapshot remastering.

ACFS-12268: failed to copy the .ACFS directory tree to the snapshot

Cause: An attempt to remaster an Oracle ACFS snapshot failed to copy the .ACFS directory tree to the snapshot. The accompanying messages provide detailed failure information.

Action: Correct the problem indicated by the other error messages. Use the 'acfsutil snap remaster -c *device*' command to continue the interrupted snapshot remastering.

ACFS-12269: failed to update directory *string*

Cause: An attempt to remaster an Oracle ACFS snapshot failed to update the indicated directory. The accompanying messages provide detailed failure information.

Action: Correct the problem indicated by the other error messages. Use the 'acfsutil snap remaster -c *device*' command to continue the interrupted snapshot remastering.

ACFS-13000: unable to determine the cluster type

Cause: When attempting to determine the type of cluster the local server was a part of, an error was returned. The additional error messages provide more detailed failure information.

Action: Examine the accompanying messages, address issues and retry. If unable to resolve issues, contact Oracle Support Services.

ACFS-13001: insufficient privileges - ASM administrator group access required

Cause: A requested advmutil operation was rejected because the user did not have the required ASM Administrator privilege.

Action: Retry the command from an account with the required privilege.

ACFS-13002: Command is not supported on a cluster of the current type.

Cause: A requested advmutil operation was rejected because the operation could only be run on a Domain Services Cluster.

Action: Verify that this command is the correct command to execute, and if so, retry the command on a Domain Services Cluster.

ACFS-13016: A failure occurred while updating the currently active export list for cluster '*string*'.

Cause: An advmutil export command could not complete because an error occurred when attempting to modify the currently active configuration for the indicated cluster. Accompanying messages provide further failure details.

Action: Examine the accompanying messages, address any issues raised and retry the original request.

ACFS-13034: insufficient file space - requested: *string* available: *string*

Cause: An advmutil command failed because writing the file required the indicated additional space when only the indicated space was available.

Action: Use a requested file size that fits in the storage repository's free space, or create additional space within the storage repository.

ACFS-13035: missing *exportName*

Cause: An advmutil export command was rejected because the *exportName* argument was not specified.

Action: Reissue the command, specifying the *exportName* on the command line.

ACFS-13036: The location '*string*' exists but is not a directory.

Cause: An `advmutil export` command was rejected because the indicated location for the storage repository exists on disk and is not a directory.

Action: To use the indicated location, remove the conflicting object and retry the command. Otherwise, retry the command specifying a location that is a directory or does not exist.

ACFS-13037: missing *storageRepo*

Cause: An `advmutil export` command was rejected because the *storageRepo* argument was not specified.

Action: Reissue the command, specifying the *storageRepo* on the command line.

ACFS-13038: The specified '*exportName*' is longer than the maximum length of *number*.

Cause: An `advmutil export` command was rejected because the *exportName* exceeded the indicated maximum length.

Action: Retry the command, specifying an *exportName* with a length less than or equal to the indicated maximum length.

ACFS-13039: The *storageRepo/exportName* '*string*' exists but is not a file.

Cause: A requested operation failed because it expected the location pointed to by the specified *storageRepo* and *exportName* to be a file or not to exist. The path pointed to an existing on disk object that was not a file.

Action: To use the indicated location, remove the conflicting object and retry the command. Otherwise, retry the command specifying a location that is a file or does not exist.

ACFS-13040: missing *clusterName*

Cause: An `advmutil export` command was rejected because the *clusterName* was not specified.

Action: Retry the command, specifying the *clusterName* on the command line.

ACFS-13041: The export '*string*' for cluster '*string*' already exists as file path '*string*'.

Cause: An `advmutil export create` command was rejected because a file already exists on disk at the indicated location.

Action: To continue using this file, rerun the `advmutil export create` command with the `[-f force]` option. Otherwise, remove the existing export using the command `'advmutil export delete'` and retry the command `'advmutil export create'` using the specified name.

ACFS-13042: unable to create file '*string*'

Cause: An operation to create the indicated file in a specified storage repository failed. Additional error messages provide more information.

Action: Examine the accompanying messages, address issues, and retry.

ACFS-13043: missing *size* option

Cause: An `advmutil export` command was rejected because the *size* argument was not specified.

Action: Reissue the command, specifying the *size* on the command line.

ACFS-13044: Unable to determine the GUID for cluster '*string*'.

Cause: The requested operation could not proceed because it was unable to determine the Globally Unique Identifier (GUID) for the indicated cluster name. The accompanying messages provide further failure details.

Action: Examine the accompanying messages, address any issues raised and retry the original request. If the resolution is not clear, contact Oracle Support Services.

ACFS-13047: Invalid file size *string* is smaller than the minimum supported file size *string*.

Cause: The requested operation was rejected because the indicated size is smaller than the indicated supported minimum file size.

Action: Retry the command, specifying a larger file size than the indicated minimum.

ACFS-13048: The file path for exportName '*string*' is longer than the maximum allowed '*number*' characters.

Cause: The command was rejected because the provided arguments for *storageRepo*, *clusterName*, and *exportName* resulted in a file path *storageRepo/clusterGUID/exportName* that was longer than the indicated maximum path length.

Action: Retry the command, specifying a smaller *storageRepo* and *exportName* so that the combined length is less than the indicated maximum.

ACFS-13049: The location '*string*' is not a mounted ACFS file system.

Cause: An *advmutil* export create command failed because the indicated location, specified as *storageRepo*, was not an ACFS file system.

Action: Retry the command, ensuring that the location specified for *storageRepo* is an ACFS file system.

ACFS-13050: file '*string*' does not exist

Cause: An *advmutil* export command failed because the operation expected the file to exist at the indicated location.

Action: Retry the command, ensuring the arguments specifying *fileName*, *clusterName*, *storageRepo* used to create the path name are correct.

ACFS-13051: The export name '*string*' on storage repository '*string*' does not exist for cluster '*string*'.

Cause: An *advmutil* export remove command failed because the specified export name does not exist.

Action: Retry the command, specifying a valid export name.

ACFS-13052: Failed to create export '*string*' for cluster '*string*'.

Cause: An *advmutil* export create command failed because the specified export could not be created. The accompanying messages provide further failure details.

Action: Examine the accompanying messages, address any issues raised and retry the original request.

ACFS-13061: missing *exportName* or *storageRepo*

Cause: An *advmutil* export remove command failed because both *exportName* and *storageRepo* must be specified on the command line, and one of them was not specified.

Action: Retry the command specifying *storageRepo* and *exportName*.

ACFS-13062: File '*string*' does not exist.

Cause: An advmutil export remove command failed because it expected the indicated location specified by *storageRepo*, *clusterName*, and *exportName* to contain a file and no file was found.

Action: Retry the command, specifying valid arguments for *storageRepo*, *clusterName*, and *exportName* which point to a file.

ACFS-13065: unable to delete file '*string*': error '*number*'

Cause: An attempt to remove the indicated file with advmutil export remove failed. The indicated OS error and additional error messages provide more information.

Action: Examine the accompanying messages, address issues, and retry.

ACFS-13067: Unable to remove export '*string*' from cluster '*string*'.

Cause: While attempting to remove the indicated export from the indicated cluster advmutil export remove failed. The accompanying messages provide further failure details.

Action: Examine the accompanying messages, address any issues raised and retry the original request.

ACFS-13076: Invalid option '*string*' specified. Valid options are '*string*'.

Cause: An attempt to list the current exports using the advmutil export list command was rejected because the indicated option specifier is not a valid argument for the option argument.

Action: Retry the command specifying a valid list of comma separated options.

ACFS-13077: Invalid group type '*string*' specified. Valid groups are '*clusterName*', '*clusterGUID*', '*storageRepo*'.

Cause: An attempt to list the current exports using the advmutil export list command was rejected because the specified group type was not a valid group type.

Action: Retry the command specifying a valid group type.

ACFS-13078: Unable to find the cluster name for the GUID '*string*'.

Cause: An attempt to list the current exports using the advmutil export list command was rejected because it was unable to determine the cluster name from the Globally Unique Identifier (GUID). The accompanying messages provide further failure details.

Action: Examine the accompanying messages, address any issues raised and retry the original request. If the resolution is not clear, contact Oracle Support Services.

ACFS-13079: More options specified to the options argument than the maximum allowed *number* options.

Cause: An advmutil export list command was rejected because more options were specified than the indicated maximum.

Action: Retry command specifying less options than the indicated maximum.

ACFS-13081: Export list failed.

Cause: An attempt to list the current export configuration failed because the system call to retrieve the export information failed. The accompanying messages provide further failure details.

Action: Examine the accompanying messages, address any issues raised and retry the original request.

ACFS-13092: Invalid file size or size delta specified.

Cause: An advmutil export resize command was rejected because an invalid file size or file size delta was specified.

Action: Retry the command, specifying a file size or a size delta greater than zero.

ACFS-13093: resulting file size is less than zero

Cause: An advmutil export resize command was rejected because the final file size, calculated from the original size and the size delta, was zero or less.

Action: Retry the command, specifying a size delta that results in a file size greater than zero.

ACFS-13103: no available sequence number

Cause: An attempt to create a new transport using the advmutil transport create command failed because all of the available transport sequence numbers for the specified transport type were in use.

Action: Use the 'advmutil transport remove' command to delete an existing transport that is not in use. Then retry the 'advmutil transport create' command.

ACFS-13115: missing *transportID*

Cause: An attempt to remove a transport was rejected because the *transportID* argument was not specified."

Action: Retry the command, specifying the *transportID* on the command line.

ACFS-13116: invalid *transportType* 'string'

Cause: An attempt to remove a transport was rejected because the indicated *transportID* was not specified in the form '*transportType.sequenceNumber*'.

Action: Retry the command, specifying the *transportID* using the correct format.

ACFS-13117: The transport '*string.string*' does not exist for cluster '*string*'.

Cause: An attempt to remove the indicated transport failed because the transport does not exist for the indicated cluster name.

Action: Verify the available *transportIDs* for this cluster by using the 'advmutil transport list' command. Retry the command, specifying a valid *transportID*. Alternatively, retry the command specifying a different cluster name for which the specified *transportID* is valid.

ACFS-13119: No eligible exports were found.

Cause: No exports exist for the specified input criteria.

Action: Informational.

ACFS-13130: Both *clusterName* and *clusterGUID* were specified on the command line.

Cause: An attempt to list the configured transports was rejected because both the *clusterName* and the *clusterGUID* were specified on the command line.

Action: Retry the command, specifying either a *clusterName*, a *clusterGUID*, or neither.

ACFS-13131: missing *clusterName* or *clusterGUID*

Cause: An attempt to list the configured transports was rejected because a *transportID* was specified without also specifying a *clusterGUID* or a *clusterName* on the command line.

Action: Retry the command, specifying either a *clusterName* or a *clusterGUID* when specifying a *transportID*.

ACFS-13132: missing *transportID* argument

Cause: An attempt to list a configured transport was rejected because the verbose option was specified without specifying a *transportID*.

Action: Retry the command, specify either a *transportID* and verbose option, or removing the verbose option.

ACFS-13133: No eligible transports were found.

Cause: No transports exist for the specified input criteria.

Action: Informational

ACFS-13150: unknown system call failure - 'ASDO_E_FAILURE'

Cause: The requested operation failed because of an unhandled kernel ioctl error. The accompanying messages provide further failure details.

Action: Contact Oracle Support Services.

ACFS-13151: invalid user address passed to the 'oracleadm' driver - 'ASDO_E_FAULT'

Cause: The requested operation failed because the oracleadm driver attempted to access an invalid user memory address.

Action: Contact Oracle Support Services.

ACFS-13152: GUID for the cluster name not found - 'ASDO_E_GUID_NOT_FOUND'

Cause: The requested operation could not determine the Globally Unique Identifier. Additional messages may accompany this to provide further failure details.

Action: Examine any additional messages, address any issues raised, and retry the original command. Additionally, verify the cluster name is valid, and retry the command specifying a valid cluster name. Finally, contact Oracle Support Services.

ACFS-13153: invalid argument - 'ASDO_E_INVALID_ARG'

Cause: The requested operation failed because an invalid argument was passed to a system call.

Action: Contact Oracle Support Services.

ACFS-13154: invalid system call opcode - 'ASDO_E_INVALID_TYPE'

Cause: The requested operation failed because an invalid opcode was passed to a system call.

Action: Contact Oracle Support Services.

ACFS-13155: specified storage repository not mounted - 'ASDO_E_REPMOUNT_NOT_FOUND'

Cause: The requested operation failed because the storage repository was not mounted.

Action: Verify that the specified storage repository is a valid ACFS file system. Use 'advmutil export list' to determine if the storage repository is listed as a valid storage repository. Retry the command, specifying a valid storage repository.

ACFS-13156: required file path not found - 'ASDO_E_PATH_NOT_FOUND'

Cause: The requested operation failed because the kernel could not find the required path.

Action: Contact Oracle Support Services.

ACFS-13157: repository directory not found - 'ASDO_E_REPOPATH_NOT_FOUND'

Cause: The command failed because the required repository directory was not found.

Action: Contact Oracle Support Services.

ACFS-13158: insufficient memory - 'ASDO_E_NOMEM'

Cause: The command failed because the 'oracleadvn' driver could not allocate sufficient kernel memory to perform the operation.

Action: Terminate un-needed processes that may be consuming kernel memory. Retry the command.

ACFS-13170: export lsof ioctl failed

Cause: An attempt to list active exports on the storage repository failed because the system call to retrieve the export information failed. The accompanying messages provide further failure details.

Action: Examine the accompanying messages, address any issues raised and retry the original request.

ACFS-13171: getCurNumExports ioctl failed

Cause: An attempt to list active exports on the storage repository failed because the system call to retrieve the export information failed.

Action: Contact Oracle Support Services.

ACFS-13175: Unable to determine the ADVN volume device name for the ACFS mount point '*string*'.

Cause: An attempt to list active exports failed because the system call to find the ADVN volume device for the ACFS mount point failed. Additional error messages may have accompanied this message, providing further failure details.

Action: Ensure that the indicated mount point is the intended mount point and is a mounted ACFS file system, then retry the command. Otherwise retry the command specifying the correct mount point.

ACFS-13190: Command is not supported on a cluster of the current type.

Cause: A requested advnutil operation was rejected because the operation could only be run on a Member Cluster.

Action: Verify that this command is the correct command to execute, and if so, retry the command on a Member Cluster.

ACFS-13191: missing *nodeName*

Cause: An attempt to list the transport sessions was rejected because the *nodeName* argument was not specified.

Action: Retry the command, specifying a valid *nodeName* argument.

ACFS-13192: invalid sequence number *number*

Cause: An attempt to list a specific transport session was rejected because the indicated sequence number was out-of-range.

Action: Retry the command, specifying a sequence number between 0 - 999 (inclusive).

ACFS-13193: Node '*string*' does not exist on this cluster.

Cause: An attempt to list active sessions for the indicated node failed because the specified node is not a member of this cluster.

Action: Retry the command, specifying a node that is a member of this cluster.

ACFS-13194: invalid transport type '*string*' specified


Cause: An attempt to list sessions for the indicated transport failed because an invalid transport type was specified on the command line.

Action: Refer to the documentation for valid transport types. Retry the command, specifying a valid transport type.

ACFS-13195: No eligible sessions were found.

Cause: No sessions exist for the specified input criteria.

Action: Informational.



ACFSK-00004 to ACFSK-00098

ACFSK-00004: The Security file for volume mounted at %2 cannot be created (error status %3), and so the volume cannot be used by this node.

Cause: This is not a simple disk-full condition.

Action: Try mounting again and, if that fails, run `acfschkdsk` to fix the filesystem.

ACFSK-00005: The Security file for volume %2 cannot be created (error status %3), and so the volume cannot be used by this node.

Cause: This is not a simple disk-full condition.

Action: Try mounting again and, if that fails, run `acfschkdsk` to fix the filesystem.

ACFSK-00006: The Security file for volume with device minor number %2 cannot be created (error status %3), and so the volume cannot be used by this node.

Cause: This is not a simple disk-full condition.

Action: Try mounting again and, if that fails, run `acfschkdsk` to fix the filesystem.

ACFSK-00007: The Security file for volume mounted at %2 cannot be created because the filesystem is full.

Cause: because the filesystem is full. The volume cannot be used by this node until the Security file is successfully created.

Action: Either expand the storage available for this ACFS volume using the "`acfsutil size`" command or reduce the space being used.

ACFSK-00008: The Security file for volume %2 cannot be created because the filesystem is full.

Cause: because the filesystem is full. The volume cannot be used by this node until the Security file is successfully created.

Action: Either expand the storage available for this ACFS volume using the "`acfsutil size`" command or reduce the space being used.

ACFSK-00009: The Security file for volume with device minor number %2 cannot be created because the filesystem is full.

Cause: because the filesystem is full. The volume cannot be used by this node until the Security file is successfully created.

Action: Either expand the storage available for this ACFS volume using the "`acfsutil size`" command or reduce the space being used.

ACFSK-00010: The Security file for volume mounted at %2 cannot be created due to insufficient memory.

Cause: probably due to insufficient memory, and so the filesystem cannot be used at this node.

Action: Try mounting again and, if that fails, run `acfschkdsk` to fix the filesystem.

ACFSK-00011: The Security file for volume %2 cannot be created due to insufficient memory.

Cause: probably due to insufficient memory, and so the filesystem cannot be used at this node.

Action: Try mounting again and, if that fails, run `acfschkdsk` to fix the filesystem.

ACFSK-00012: The Security file for volume with device minor number %2 cannot be created due to insufficient memory.

Cause: probably due to insufficient memory, and so the filesystem cannot be used at this node.

Action: Try mounting again and, if that fails, run `acfschkdsk` to fix the filesystem.

ACFSK-00013: The Security information for volume mounted at %2 file %3 is missing.

Cause: An ACL granting full access to Administrators has been associated with the file.

Action: Modify the ACL as required.

ACFSK-00014: The Security information for volume %2 file %3 is missing.

Cause: An ACL granting full access to Administrators has been associated with the file.

Action: Modify the ACL as required.

ACFSK-00015: The Security information for volume with device minor number %2 file %3 is missing.

Cause: An ACL granting full access to Administrators has been associated with the file.

Action: Modify the ACL as required.

ACFSK-00019: Volume %2 now OFFLINE. Internal ACFS Location %3 .

Cause: A problem accessing valid file system metadata was seen at a critical point during processing. All attempts to read or write files will fail on this node.

Action: unmount and remount the file system on this node. See the ACFS Administration Guide for more information about OFFLINE file systems.

ACFSK-00020: RECOVERY requested for volume %2 . Internal ACFS Location %3 .

Cause: ACFS has initiated recovery for the volume.

Action: n/a

ACFSK-00021: FSCK-NEEDED set for volume %2 . Internal ACFS Location %3 .

Cause: A problem has been detected with the file system metadata in the above volume.

Action: Normal operation can continue, but it is advisable to run `fsck/acfschkdsk` in the fixer mode on the file system as soon as it is feasible to do so. See the ACFS Administration Guide for more information about FSCK-NEEDED.

ACFSK-00022: Mount for volume at %2 succeeded but there was a previous metadata error.

Cause: Metadata error.

Action: Run `fsck/acfschkdsk` as soon as possible.

ACFSK-00023: Mount for volume %2 succeeded but there was a previous metadata error.

Cause: Metadata error.

Action: Run fsck/acfschkdsk as soon as possible.

ACFSK-00024: Mount for volume with device minor number %2 succeeded but there was a previous metadata error.

Cause: Metadata error.

Action: Run fsck/acfschkdsk as soon as possible.

ACFSK-00025: On the volume mounted at %2, file %3 is memory mapped for write on this node and another node is about to modify it.

Cause: Concurrent sharing is not supported for mmaped files. This may result in the file contents becoming inconsistent.

Action: Un-mmap the file.

ACFSK-00026: On the volume mounted at %2 file %3 is memory mapped for write on this node and another node is about to modify it.

Cause: Concurrent sharing is not supported for mmaped files. This may result in the file contents becoming inconsistent.

Action: Un-mmap the file.

ACFSK-00027: On the volume with device minor number %2 file %3 is memory mapped for write on this node and another node is about to modify it.

Cause: Concurrent sharing is not supported for mmaped files. This may result in the file contents becoming inconsistent.

Action: Un-mmap the file.

ACFSK-00028: An attempt to open a file reached the system limit for open ACFS files.

Cause: The number of open files was already at the system limit when an attempt was made to open another file.

Action: This limit can be increased by changing the AcfsMaxOpenFiles tuneable using the acfsutil command.

ACFSK-00029: Volume %2 is now offline

Cause: See preceding messages.

Action: See preceding messages.

ACFSK-00030: ASM Instance has Failed.

Cause: The ASM instance was either intentionally stopped or it failed.

Action: See ASM trace messages if this was not intentional. Restart ASM.

ACFSK-00032: Mount failed for device minor number %2 with status %3 .

Cause: Mount request failed with status indicated.

Action: Try to mount again. If it fails again, run the file system checker and try to mount again. If that fails, inform Oracle Support Services.

ACFSK-00033: Information pertaining to a metadata error has been saved in the file %2 .

Cause: A metadata error was detected and relevant data was saved for future examination.

Action: Display the file to learn which volume experienced the problem and then run `acfschkdsk` when it is feasible to do so. Include the contents of the mentioned file if reporting this problem to Oracle.

ACFSK-00034: In volume mounted at %2, snapshots for memory-mapped file with file identifier %2 are no longer valid.

Cause: ACFS was unable to obtain sufficient storage within the volume in order to maintain the validity of the snapshot versions of this file.

Action: To avoid further errors of this type, either expand the storage available for this ACFS volume or reduce the space being used. Run the command "`acfsutil info id %3`" to get the pathname of the file.

ACFSK-00035: In volume %2, snapshots for memory-mapped file with file identifier %3 are no longer valid.

Cause: ACFS was unable to obtain sufficient storage within the volume in order to maintain the validity of the snapshot versions of this file.

Action: To avoid further errors of this type, either expand the storage available for this ACFS volume or reduce the space being used. Run the command "`acfsutil info id %3`" to get the pathname of the file.

ACFSK-00036: In volume with device minor number %2, snapshots for memory-mapped file with file identifier %3 are no longer valid.

Cause: ACFS was unable to obtain sufficient storage within the volume in order to maintain the validity of the snapshot versions of this file.

Action: To avoid further errors of this type, either expand the storage available for this ACFS volume or reduce the space being used. Run the command "`acfsutil info id %3`" to get the pathname of the file.

ACFSK-00038: Module failed to load and start with status %2. Build information: %3 %4 %5

Cause: The operating system could not load the ACFS driver.

Action: Contact Oracle Support Services if the corrective action based on the status is not clear.

ACFSK-00040: Mount failed for device minor number %2 with status %3 . Error found in superblock.

Cause: ACFS does not recognize a valid ACFS superblock on the indicated device.

Action: If there should be a valid ACFS file system on the indicated device, run `acfschkdsk` to attempt to repair the superblock.

ACFSK-00041: Mount failed for device minor number %2 with status %3. Cluster membership is not established.

Cause: This node is not a member of the cluster.

Action: Ensure ASM is up and functional.

ACFSK-00042: Mount failed for device minor number %2 with status %3. Insufficient kernel resources to complete the mount.

Cause: The mount request failed due to a lack of operating system resources. This is likely to be a transient failure.

Action: Try to mount again. If it fails again, inform Oracle Support Services.

ACFSK-00044: Metadata validation error encountered on volume mounted at %2. A read retry succeeded for file identifier %3 starting disk offset %4.

Cause: ACFS detected a problem with the content of metadata read from the disk but reading again provided valid data.

Action: No action required. A layer in the storage stack may be malfunctioning.

ACFSK-00045: Metadata validation error encountered on volume %2. A read retry succeeded for file identifier %3 starting disk offset %4.

Cause: ACFS detected a problem with the content of metadata read from the disk but reading again provided valid data.

Action: No action required. A layer in the storage stack may be malfunctioning.

ACFSK-00046: Metadata validation error encountered on volume with device minor number %2. A read retry succeeded for file identifier %3 starting disk offset %4.

Cause: ACFS detected a problem with the content of metadata read from the disk but reading again provided valid data.

Action: No action required. A layer in the storage stack may be malfunctioning.

ACFSK-00047: Metadata validation error encountered on volume mounted at %2. A read retry failed for file identifier %3 starting disk offset %4.

Cause: ACFS detected a problem with the content of metadata read from the disk and reading again did not provide valid data.

Action: Run the file system checker as soon as possible.

ACFSK-00048: Metadata validation error encountered on volume %2. A read retry failed for file identifier %3 starting disk offset %4.

Cause: ACFS detected a problem with the content of metadata read from the disk and reading again did not provide valid data.

Action: Run the file system checker as soon as possible.

ACFSK-00049: Metadata validation error encountered on volume with device minor number %2. A read retry failed for file identifier %3 starting disk offset %4.

Cause: ACFS detected a problem with the content of metadata read from the disk and reading again did not provide valid data.

Action: Run the file system checker as soon as possible.

ACFSK-00052: Volume %2 (Major: %3, Minor: %4) mount failed. Volume is out of space.

Cause: Mount failed due to insufficient space available in the volume.

Action: Either expand the storage available for this ACFS volume using the "acfsutil size" command or reduce the space being used.

ACFSK-00053: Volume %2 (Major: %3, Minor: %4) mount failed. Volume version does not match the ACFS driver version.

Cause: The mount failed because the version of ACFS in the kernel is not compatible with the version of the volume stored on disk.

Action: If this file system was created with newer drivers, the ADVm compatibility was increased, and new features were used, then it is not possible to mount this file system with an older driver. Otherwise, ensure the correct drivers and tools are installed. Running fsck/acfschkdsk may provide further clues.

ACFSK-00054: Volume %2 (Major: %3, Minor: %4) mount failed with internal status code (%5).

Cause: The mount failed because ACFS detected an internal error.

Action: Verify that the version of ACFS being run is correct. If it is, inform Oracle Support Services.

ACFSK-00055: Volume %2 (Major: %3, Minor: %4) mount failed. Cluster membership is not established.

Cause: The mount failed because this node is not in a cluster.

Action: Ensure ASM is configured properly. Wait until the node has joined a cluster and try again.

ACFSK-00056: Volume %2 (Major: %3, Minor: %4) mount failed. Insufficient kernel resources to complete the mount.

Cause: The mount failed because of a resource problem, possibly temporary and probably kernel memory.

Action: Try the mount again. If it fails again, inform Oracle Support Services.

ACFSK-00057: Volume %2 (Major: %3, Minor: %4) mount failed. Error in superblock.

Cause: A problem has been detected in the superblock.

Action: Run fsck/acfschkdsk when possible and try to mount again. If it fails again, inform Oracle Support Services.

ACFSK-00061: An ACFS Assertion failed at %2 line %3.

Cause: An ACFS Assertion failed.

Action: See the next message from Oracle OKS which may contain the location of a file containing further information. Include the contents of this file if reporting the problem to Oracle

ACFSK-00062: An I/O error was encountered while invalidating a replication log record. Replication is being terminated for file system %2.

Cause: This leaves the primary and standby sites out of sync, so replication is being terminated for file system %2.

Action: n/a

ACFSK-00063: Acfs kernel extension configuration failed. Diagnostic codes: %2 %3 / %4 %5 / %6 .

Cause: An error was seen during Acfs configuration and/or initialization.

Action: Inform Oracle Support Services and provide the message displayed.

ACFSK-00064: Logging to the file %2 has stopped. Backup the log archive %3%4 to a new location if required, and then remove the log archive to restart logging.

Cause: Log file size limit reached while the log archive still exists.

Action: Backup the log archive to a new location if required, and then remove the log archive.

ACFSK-00065: Log file %2 has been archived at location %3%4.

Cause: The log file was archived since the file reached its specified size limit. Meanwhile, logging to the original file will continue.

Action: Backup the log archive to a new location if required, and then remove the log archive. Failing to do this before the log file fills again will result in loss of log data.

ACFSK-00066: An archive of the log file %2 exists at location %3%4.

Cause: Active log file is reaching its specified size limit and the log archive has not been removed. Logging will stop after active log file reaches its specified size limit and the log archive still has not been removed.

Action: Backup the log archive to a new location if required, and then remove the log archive. Failing to do this before the log file fills again will result in loss of log data.

ACFSK-00067: Logging to the file %2 has stopped. Backup the log archive %3%4 to a new location if required, and then remove the log archive to restart logging.

Cause: Log file size limit reached while the log archive still exists.

Action: Contact an ACFS Security Administrator to backup the log archive to a new location if required, and then remove the log archive.

ACFSK-00068: Log file %2 has been archived at location %3%4.

Cause: The log file was archived since the file reached its specified size limit. Meanwhile, logging to the original file will continue.

Action: Contact an ACFS Security Administrator to backup the log archive to a new location if required, and then remove the log archive. Failing to do this before the log file fills again will result in loss of log data.

ACFSK-00069: An archive of the log file %2 exists at location %3%4.

Cause: Active log file is reaching its specified size limit and the log archive has not been removed. Logging will stop after active log file reaches its specified size limit and the log archive still has not been removed.

Action: Contact an ACFS Security Administrator to backup the log archive to a new location if required, and then remove the log archive. Failing to do this before the log file fills again will result in loss of log data.

ACFSK-00070: %2 saw exception %3 .

Cause: An unexpected exception was detected.

Action: Inform Oracle Support Services and provide the message displayed.

ACFSK-00071: Volume encryption keys are not available for the file system mounted at %2, encrypted files will not be available.

Cause: Volume encryption keys (VEKs) were not available to the file system. Possible causes are: 1) The ACFS Encryption key store was missing. This is indicated by message ACFS-10573 during mount. 2) The ACFS Encryption key store was corrupted. 3) ACFS Encryption was configured to use a password-protected key store and an incorrect key store password was supplied when mounting the file system. 4) ACFS Encryption was configured to use a password-protected key store and the file system was mounted via the ACFS Mount Registry.

Action: Immediately unmount and remount the file system without using the ACFS Mount Registry, providing the correct password if required. If the problem persists, contact Oracle Support Services.

ACFSK-00072: A call to fcntl(2) F_SETFL has cleared O_DIRECT while I/O was active for the file with file identifier %2 in the volume %3. This is not allowed.
Cause: User-space code called fcntl and cleared the O_DIRECT open flag of a file being used for Direct I/O.

Action: Ensure that user-space code does not reset O_DIRECT when calling fcntl F_SETFL.

ACFSK-00073: ACFS _FCB hash size is %2.

Cause: Informational

Action: None

ACFSK-00074: ASSERTION FAILURE: %2 File: %3 Line: %4.

Cause: An internal ACFS assertion has failed.

Action: Contact Oracle Support.

ACFSK-00075: Oracle kernel distributed lock manager hash size is %2.

Cause: Informational.

Action: None

ACFSK-00076: Buffer cache size: %2MB in %3 buckets.

Cause: Informational.

Action: None

ACFSK-00077: WARNING: the OKS and ACFS drivers have different build information.

Cause: Warning - The ACFS label version should match the OKS label version.

Action: None

ACFSK-00078: ACFS build %2.

Cause: Informational.

Action: None

ACFSK-00079: ACFS contains fixes '%2'.

Cause: Informational.

Action: None

ACFSK-00080: OKS build %2.

Cause: Informational.

Action: None

ACFSK-00081: OKS contains fixes '%2'.

Cause: Informational.

Action: None

ACFSK-00082: The storage consumption statistics for snapshots of volume mounted at %2 is no longer accurate.

Cause: Informational.

Action: Running fsck/acfschkdsk will fix the snapshot statistics. These statistics are for reporting purposes only.

ACFSK-00083: Logging to the audit trail %2 has stopped. Backup the audit trail archive %3%4 to a new location if required, and then remove the audit trail archive to restart logging.

Cause: Audit trail size limit reached while the audit trail archive still exists.

Action: Backup the audit trail archive to a new location if required, and then remove the audit trail archive.

ACFSK-00084: Audit trail %2 has been archived at location %3%4.

Cause: The audit trail was archived since the file reached its specified size limit. Meanwhile, logging to the original audit trail will continue.

Action: Backup the audit trail archive to a new location if required, and then remove the audit trail archive using 'acfsutil audit purge' command. Failing to do this before the audit trail fills again will result in loss of log data.

ACFSK-00085: An archive of the audit trail %2 exists at location %3%4.

Cause: Active audit trail is reaching its specified size limit and the audit trail archive has not been removed. Auditing will stop after active audit trail reaches its specified size limit and the audit trail archive still has not been removed.

Action: Backup the audit trail archive to a new location if required, and then remove the audit trail archive. Failing to do this before the audit trail fills again will result in loss of audit trail data.

ACFSK-00086: Metadata validation error encountered on volume mounted at %2. A read retry on mirror %3 succeeded for file identifier %4 starting disk offset %5.

Cause: ACFS detected a problem with the content of metadata read from the disk, but retrying using the mirror cited in the message provided

Action: No action required. A layer in the storage stack may be malfunctioning.

ACFSK-00087: Metadata validation error encountered on volume %2. A read retry on mirror %3 succeeded for file identifier %4 starting disk offset %5.

Cause: ACFS detected a problem with the content of metadata read from the disk, but retrying using the mirror cited in the message provided

Action: No action required. A layer in the storage stack may be malfunctioning.

ACFSK-00088: Metadata validation error encountered on volume with device minor number %2. A read retry on mirror %3 succeeded for file identifier %3 starting disk offset %4.

Cause: ACFS detected a problem with the content of metadata read from the disk, but retrying using the mirror cited in the message provided

Action: No action required. A layer in the storage stack may be malfunctioning.

ACFSK-00089: failed to free storage from a deleted large file on the volume mounted at *string*; will continue to attempt to free the storage

Cause: ACFS failed to free the space from a deleted large file because the filesystem had no free storage.

Action: Remove smaller files, a directory, or a snapshot to free some blocks, or run 'fsck -a' to return the space from the large file.

ACFSK-00090: failed to free storage from a deleted large file on volume *string*; will continue to attempt to free the storage

Cause: ACFS failed to free the space from a deleted large file because the filesystem had no free storage.

Action: Remove smaller files, a directory, or a snapshot to free some blocks, or run 'fsck -a' to return the space from the large file.

ACFSK-00091: failed to free storage from a deleted large file on the volume with device minor number *string*; will continue to attempt to free the storage

Cause: ACFS failed to free the space from a deleted large file because the filesystem had no free storage.

Action: Remove smaller files, a directory, or a snapshot to free some blocks, or run 'fsck -a' to return the space from the large file.

ACFSK-00092: a compressed database file of Oracle file type %2 has blocksize %3 but was opened specifying %4

Cause: An existing compressed Database file was opened specifying a DB Blocksize different from what was expected. Data access will be prevented until this condition is fixed.

Action: Verify that the DB blocksize configured is correct and change it if necessary.

ACFSK-00093: The storage consumption statistics for snapshot %2 (ID %3) of volume mounted at %4 are no longer accurate.

Cause: The mechanism used to report the storage statistics was interrupted.

Action: No action is necessary because these statistics are reporting purpose only. If accuracy is desired run fsck/acfschkdsk to fix the snapshot statistics.

ACFSK-00094: The amount of disk storage from compressed files that should be freed has reached the maximum allowed for the volume mounted at %2. Expect a temporary slow down in writing new data.

Cause: ACFS needs to catch up on freeing storage no longer needed for compressed files.

Action: No action required. Writes will be unthrottled once ACFS has caught up on freeing storage.

ACFSK-00095: Direct IO(s) to a compressed file were converted to Cached IO due to bad alignment or length. The file has ACFS identifier %2 and is on the file system mounted at %3 (device %4)

Cause: An application attempted to issue a Direct IO to a compressed file that did not meet the expected alignment and length requirements.

Action: No action required but please note that this can result in poor performance.

ACFSK-00096: Unaligned direct IO writes to compressed database rejected. The file has ACFS identifier %2 and is on the file system mounted at %3 (device %4)

Cause: Attempted direct IO writes to a compressed database datafile were rejected because they were not aligned with the Compression Unit size of the file and would have caused corruption.

Action: If the configured database block size is not equal to the Compression Unit size then recreate the file with a block size supported by ACFS. If the database block size is equal to the Compression Unit size, contact Oracle Support Services.

ACFSK-00097: Unsupported block size (2K bytes) for database file. The file has ACFS identifier %2 and is on the file system mounted at %3 (device %4).

Cause: An attempt to open a database file that was configured with a 2K byte block size was rejected because ACFS does not support a block size of 2K.

Action: If attempting to create a new database file, use a block size supported by ACFS. If attempting to use an existing file, recreate it in the database with a block size supported by ACFS.

ACFSK-00098: Unsupported block size (4K bytes) for compressed database file. The file has ACFS identifier %2 and is on the file system mounted at %3 (device %4).

Cause: An attempt to open a compressed database file that was configured with a 4K byte block size was rejected because ACFS does not support a block size of 4K for compressed database files.

Action: If attempting to create a new compressed database file, use a block size supported by ACFS. If attempting to use an existing file, recreate it in the database with a block size supported by ACFS.



ADVM-00501 to ADVM-13195

ADVM-00501: unable to allocate a buffer

Cause: A request for process virtual memory failed. This message is accompanied by other message(s) providing details on the error.

Action: Correct the problem indicated by the other message(s). If possible, change options to reduce required memory and/or take steps to increase memory available to the process. Otherwise, report this error to Oracle Support Services.

ADVM-00502: Failed to communicate with the ACFS driver. Verify the ACFS driver has been loaded.

Cause: The ACFS control device could not be accessed.

Action: Verify the ACFS driver is loaded and running.

ADVM-00506: Failed to read '*string*'.

Cause: An open file could not be read.

Action: The most likely cause is a file permission problem.

ADVM-00507: Failed to seek to *string* prior to writing the volume disk header.

Cause: A seek to the volume failed. This message is accompanied by other message(s) providing details on the error.

Action: Correct the problem indicated by the other message(s). If the solution is not clear, contact Oracle Support Services.

ADVM-00508: unable to obtain device major and minor number for volume *string*

Cause: Failed to obtain volume information. This message is accompanied by other message(s) providing details on the error.

Action: Correct the problem indicated by the other message(s). If the solution is not clear, contact Oracle Support Services.

ADVM-00509: unsupported file type for *string*, not a block device

Cause: Volume provided was not recognized as a block device. This message is accompanied by other message(s) providing details on the error.

Action: Correct the problem indicated by the other message(s). If the solution is not clear, contact Oracle Support Services.

ADVM-00510: unable to obtain volume id for *string*

Cause: Volume id was not obtained. This message is accompanied by other message(s) providing details on the error.

Action: Correct the problem indicated by the other message(s). If the solution is not clear, contact Oracle Support Services.

ADVM-00511: *string* is mounted on at least one node of the cluster.

Cause: Cluster was still using the file system.

Action: Make sure the file system is unmounted on all cluster nodes before running the file system checking utility.

ADVM-00514: unable to close handle

Cause: Handle could not be closed. This message is accompanied by other message(s) providing details on the error.

Action: Correct the problem indicated by the other message(s). If the solution is not clear, contact Oracle Support Services.

ADVM-00516: stat of *string* failed

Cause: Stat() failed. This message is accompanied by other message(s) providing details on the error.

Action: Correct the problem indicated by the other message(s). If the solution is not clear, contact Oracle Support Services.

ADVM-00517: unable to obtain block device sector size

Cause: Failed to obtain volume information. This message is accompanied by other message(s) providing details on the error.

Action: Correct the problem indicated by the other message(s). If the solution is not clear, contact Oracle Support Services.

ADVM-00518: unable to obtain volume size in sectors

Cause: Failed to obtain volume information. This message is accompanied by other message(s) providing details on the error.

Action: Correct the problem indicated by the other message(s). If the solution is not clear, contact Oracle Support Services.

ADVM-00519: too many arguments: *string*

Cause: Too many arguments were entered on the command line.

Action: Review the command usage and retry the command providing the correct number of arguments.

ADVM-00521: Failed to determine file type of *string*.

Cause: Failed to obtain volume information. This message is accompanied by other message(s) providing details on the error.

Action: Correct the problem indicated by the other message(s). If the solution is not clear, contact Oracle Support Services.

ADVM-00522: unable to get drive structure

Cause: Failed to obtain volume information. This message is accompanied by other message(s) providing details on the error.

Action: Correct the problem indicated by the other message(s). If the solution is not clear, contact Oracle Support Services.

ADVM-00524: unable to obtain partition information

Cause: Failed to obtain volume information. This message is accompanied by other message(s) providing details on the error.

Action: Correct the problem indicated by the other message(s). If the solution is not clear, contact Oracle Support Services.

ADVM-00525: failed to seek to *string*

Cause: Failed to seek to volume. This message is accompanied by other message(s) providing details on the error.

Action: Correct the problem indicated by the other message(s). If the solution is not clear, contact Oracle Support Services.

ADVM-00526: read of volume disk header failed

Cause: Failed to read volume. This message is accompanied by other message(s) providing details on the error.

Action: Correct the problem indicated by the other message(s). If the solution is not clear, contact Oracle Support Services.

ADVM-00527: unable to dismount volume

Cause: Could not dismount volume. This message is accompanied by other message(s) providing details on the error.

Action: Correct the problem indicated by the other message(s). If the solution is not clear, contact Oracle Support Services.

ADVM-00531: write of volume disk header failed

Cause: Write to volume failed. This message is accompanied by other message(s) providing details on the error.

Action: Correct the problem indicated by the other message(s). If the solution is not clear, contact Oracle Support Services.

ADVM-00532: invalid option: *string*

Cause: The command does not support the specified option.

Action: Review the command usage and retry the command providing valid options.

ADVM-00533: *string* requires an argument

Cause: The command did not pass a required argument.

Action: Review the command usage and retry the command providing the needed argument.

ADVM-00535: insufficient arguments

Cause: The command required additional arguments.

Action: Review the command usage and retry the command providing the needed argument.

ADVM-00544: option spelling is not unique: *string*

Cause: An attempt to execute a command specifying an abbreviated option name was rejected because there were multiple possible options beginning with the specified string.

Action: Review the command usage and retry the command providing the desired option.

ADVM-00545: *string* does not support a value: *string=string*

Cause: An option that does not support a value was specified with a value attached.

Action: Review the command usage and retry the command providing the correct option syntax.

ADVM-00547: Both the primary and alternate superblocks are damaged.

Cause: The file system metadata was found to be damaged.

Action: Run fsck (Unix or Linux) or acfschkdsk.exe (Windows) as soon as possible to fix the metadata inconsistency.

ADVM-00548: Failed to communicate with the ACFS driver. Verify that cluster membership has been established.

Cause: The ACFS driver's control device could not be accessed.

Action: Verify the driver is loaded and running. Also, verify that the ASM instance is accessible.

ADVM-00549: mount path *string* already contains a volume mount point for volume *string*

Cause: The mount path contained a reparse point that references a different volume than the mount request.

Action: Verify the path is correct. If it is, the existing volume mount point must be removed before a new one can be created. Use acfsdismount to remove the mount point.

ADVM-00555: unsupported file type for *string*, not a device file

Cause: Volume provided was not recognized as a device file. This message is accompanied by other message(s) providing details on the error.

Action: Correct the problem indicated by the other message(s). If the solution is not clear, contact Oracle Support Services.

ADVM-00556: invalid vfs name *string*

Cause: a helper command was called with an unexpected vfs name argument

Action: Verify that ACFS helper commands are installed in the '/sbin/helpers/acfs' directory and that '/etc/vfs' contains the correct information for ACFS. If the solution is not clear, contact Oracle Support Services.

ADVM-00562: An attempt to create Oracle Registry ACFS key *string* resulted in a registry error. *string*

Cause: An error was returned by the Oracle Registry service when attempting to create an ACFS key. This message is accompanied by other message(s) that provide details as to the exact cause of the failure.

Action: Correct the problem indicated by the other message(s). If the cause of the problem is unclear, contact Oracle Support Services.

ADVM-00564: unable to delete Oracle Registry key *string* while trying to recover from an error *string*

Cause: Removal of a key from the Oracle Registry failed.

Action: Run ocrcheck to verify the Oracle Registry is working properly.

ADVM-00565: unable to delete Oracle Registry key *string string*

Cause: Removal of mount key from Oracle Registry failed.

Action: Use acfsutil registry to verify the mount key exists in the Oracle Registry.

ADVM-00566: invalid handle received when attempting to close an ACFS mount key within Oracle Registry

Cause: An error was returned during the closing of a key in the Oracle Registry.

Action: Run ocrcheck to verify the Oracle Registry is working properly. Report to Oracle Support Services.

ADVM-00567: unknown Oracle Registry error encountered closing key

Cause: An error was returned while closing the key from the Oracle Registry.

Action: Run ocrcheck to verify the Oracle Registry is working properly. Report to Oracle Support Services.

ADVM-00568: closing of a key resulted in Oracle Registry error *number*

Cause: An error was returned during the closing of a key in the Oracle Registry.

Action: Verify the Oracle Registry is accessible. If it is not accessible and the cause is unclear, report this error to Oracle Support Services.

ADVM-00569: invalid handle received when attempting to delete an ACFS mount key within Oracle Registry

Cause: An error was returned while removing a key from the Oracle Registry.

Action: Report this error to Oracle Support Services.

ADVM-00570: The ACFS mount key specified for deletion does not exist within Oracle Registry.

Cause: The mount key could not be located in the Oracle Registry.

Action: Use acfsutil registry to ensure the mount entry exists in the Oracle Registry.

ADVM-00571: The ACFS mount key specified for deletion is not empty.

Cause: The mount key specified for deletion from the Oracle Registry contained dependent subkeys.

Action: View the mount entries in the Oracle Registry using "acfsutil registry" and remove any dependent mount entries before retrying this operation.

ADVM-00572: permission denied to delete the ACFS mount entry from Oracle Registry

Cause: The user permissions were insufficient to remove the key from the Oracle Registry.

Action: Verify the Oracle Registry is accessible and that command is being run from a properly authorized user ID.

ADVM-00573: Oracle Registry error encountered while deleting an ACFS mount key

Cause: An error was returned while removing the key from the Oracle Registry.

Action: Report this error to Oracle Support Services.

ADVM-00575: deletion request of key resulted in Oracle Registry error *number*

Cause: An error was returned while removing a key from the Oracle Registry.

Action: Run ocrcheck to verify that Oracle Registry is working properly. If problem persists, report to Oracle Support Services.

ADVM-00584: failed to look up ACFS mount points in the Oracle Registry *string*

Cause: An error was returned while looking up a mount point in the Oracle Registry.

Action: Run ocrcheck to verify the Oracle Registry is working properly. If problem persists, report to Oracle Support Services.

ADVM-00585: null parameter received

Cause: A null parameter was passed to the Oracle Registry.

Action: Run ocrcheck to verify that Oracle Registry is working properly. If problem persists, report to Oracle Support Services.

ADVM-00587: unknown Oracle Registry error encountered during operation on ACFS mount entry

Cause: An error was returned while accessing the key from the Oracle Registry.

Action: Run ocrcheck to verify that Oracle Registry is working properly. If problem persists, report to Oracle Support Services.

ADVM-00589: key operation resulted in Oracle Registry error *number*

Cause: An error was returned during a key operation with the Oracle Registry.

Action: Run ocrcheck to verify that Oracle Registry is working properly. If problem persists, report to Oracle Support Services.

ADVM-00592: Seek to volume failed. Verify the volume exists.

Cause: Seek to a location on the volume failed.

Action: Verify the volume exists on this node and that it is accessible.

ADVM-00593: The Oracle Registry returned the following error while attempting to access ACFS key *string string*

Cause: Failed to access either the SYSTEM, SYSTEM.ACFS or SYSTEM.ACFS.Mounts keys in Oracle Registry.

Action: Run ocrcheck to verify the Oracle Registry is working properly. Examine the appended error message from the Oracle Registry service.

ADVM-00594: Failed to access ACFS mount information. The Oracle Registry returned the appended error for ACFS key *string. string*

Cause: Failed to access ACFS mount information from the Oracle Registry.

Action: Examine the appended error message from the Oracle Registry.

ADVM-00595: Failed to access ACFS mount value information. The Oracle Registry returned the appended error for ACFS key *string. string*

Cause: Failed to access ACFS mount value information from the Oracle Registry. This might be due to Oracle Registry corruption or a sudden loss of the Oracle Registry service.

Action: Examine the appended error message from the Oracle Registry. Run ocrcheck to verify the Oracle Registry is working properly.

ADVM-00596: A failure occurred while accessing the Oracle Registry ACFS key "SYSTEM" for security purposes and follows this message: *string*

Cause: Failed to retrieve key access rights for the Oracle Registry ACFS key "SYSTEM"

Action: Run ocrcheck to verify the Oracle Registry is working properly. Evaluate the error message returned from the Oracle Registry appended to this message. If necessary, run ocrdump and make sure the "SYSTEM" key exists and is accessible.

ADVM-00597: Failed to initialize the Oracle Registry's SCLS context. The SCLS error is included with this message.

Cause: An operating system initialization failed.

Action: Evaluate the attached SCLS error message. Run ocrcheck to verify the Oracle Registry is functioning correctly.

ADVM-00598: An error occurred while looking up the current user's operating system account name. The error is included with this message.

Cause: ACFS was attempting to add an entry to the Oracle Registry. During this attempt a lookup of the current user's name failed in the operating system failed.

Action: Evaluate the attached error message to determine why the current user name could not be obtained from the operating system.

ADVM-00599: The Oracle Registry returned the following error while attempting to close the ACFS key *string string*

Cause: Possibly due to Oracle Registry corruption or a sudden loss of the Oracle Registry service.

Action: Examine the appended error message from the Oracle Registry. Run ocrcheck to verify the Oracle Registry is working properly.

ADVM-00600: Failed to access ACFS mount subkey information. The Oracle Registry returned the appended error. *string*

Cause: Failed to access ACFS mount information from the Oracle Registry.

Action: Examine the appended error message from the Oracle Registry.

ADVM-00601: Failed to initialize this utility's access to the Oracle Registry. Verify the registry service has started.

Cause: Either the Oracle Registry service was unavailable or the registry configuration was incomplete/inaccurate.

Action: Run ocrcheck to verify the registry service is working properly.

ADVM-00602: An internal error (BADARG) occurred while trying to determine the Oracle Registry configuration.

Cause: An Oracle internal error.

Action: Contact Oracle.

ADVM-00603: Failed to retrieve the Oracle Cluster Registry, OCR, configuration

Cause: Failed to obtain OCR information.

Action: Run ocrcheck to verify OCR is working properly.

ADVM-00604: Failed to retrieve the Oracle Local Registry, OLR, configuration

Cause: Failed to obtain Oracle Local Registry information.

Action: Run ocrcheck -local to verify the OLR is working properly.

ADVM-00605: Failed to retrieve the Oracle Registry configuration for an unknown reason

Cause: Failed to obtain Oracle Registry information.

Action: Run ocrcheck to verify the registry is working properly.

ADVM-00606: Could not determine if the system is configured for RAC or Oracle Restart environment.

Cause: The Oracle Registry service configuration could not be detected

Action: Run ocrcheck to verify the Oracle registry service.

ADVM-00607: Failed to access or create Oracle Registry keys required for ACFS operation

Cause: Oracle Registry keys required for operation either could not be accessed or created.

Action: Another error message number will follow this message. Analyze its output. Run ocrcheck to verify the Oracle registry is functioning properly. Also, verify acfsutil was invoked with administrative rights when attempting to add the ACFS mount points.

ADVM-00609: End-of-file received.

Cause: An end-of-file was received while waiting for the answer to a question prompt.

Action: None

ADVM-00619: This is a *string* computer, but the file system was created on a *string string* computer.

Cause: The file system was created on a computer which has a different Endian than the current system. Little Endian machines (such as the intel x86 based systems) store the Least Significant bit in the first byte of an integer value. Big Endian machines (such as Solaris SPARC and AIX Power based systems) store the Most Significant bit in the first byte of an integer value.

Action: Use a system with the same Endian as the system which created the file system.

ADVM-00620: This feature is not available for Oracle version *string* or lower on this platform.

Cause: Informational.

Action: None

ADVM-00621: Unable to determine privileges

Cause: An error occurred retrieving the user credentials.

Action: Verify the mount point is an ACFS mount point and it is not offline.

ADVM-00622: must provide a base mount point

Cause: A mount point on the base site was not provided.

Action: Provide an existing mount point on the base site.

ADVM-00623: must provide a target mount point

Cause: A mount point on the target site was not provided.

Action: Provide an existing mount point with an empty file system on the target site.

ADVM-00624: The path specified is too long.

Cause: The path specified exceeded the allowed maximum path length.

Action: Verify the path was entered correctly, or use a different path.

ADVM-00625: *string* is not a valid ACFS mount point.

Cause: The mount point path specified was not a valid mount point.

Action: Provide a valid ACFS mount point.

ADVM-00999: unexpected assert: "*string*", *string*: *string*: *number*

Cause: An unexpected situation has occurred.

Action: Contact Oracle Support Services.

ADVM-01001: Size specified cannot exceed size of volume.

Cause: Volume size was smaller than the requested size.

Action: Select a size that is less than or equal to the volume size and retry the ACFS format command.

ADVM-01002: ACFS requires a minimum volume size of *number*MB.

Cause: Volume was too small.

Action: Select a larger volume and retry.

ADVM-01004: *string* was not formatted.

Cause: An error occurred during the formatting of the volume.

Action: This message is accompanied by another error message. Respond as indicated for that message."

ADVM-01005: unable to allocate a buffer

Cause: A request for process virtual memory by the ACFS format command failed. This message is accompanied by other message(s) providing details on the error.

Action: Correct the problem indicated by the other message(s). If possible, change options to reduce required memory and/or take steps to increase memory available to the process. Otherwise, report this error to Oracle Support Services.

ADVM-01006: unable to open volume device '*string*'

Cause: Volume device could not be opened. This message is accompanied by other message(s) providing details on the error.

Action: Correct the problem indicated by the other message(s). If the cause of the problem is unclear, contact Oracle Support Services.

ADVM-01008: unable to open file system *string*

Cause: File system was not accessible.

Action: Verify the volume associated with the file system is enabled and online before retrying.

ADVM-01010: Volume already contains an ACFS file system. To reformat the volume, reissue *string* with the *stringf* option.

Cause: The on-disk metadata indicated that an ACFS file system is located on the volume.

Action: Verify the intended volume and reissue the format command with the force flag to overwrite the existing ACFS file system.

ADVM-01011: Volume contains an ACFS file system that is being checked. To reformat the volume, reissue *string* with the *stringf* option.

Cause: The volume contained a file system that was in the process of being checked by fsck (Unix or Linux) or acfschkdisk.exe (Windows).

Action: Verify the intended volume and reissue the format command with the force flag to overwrite the existing ACFS file system.

ADVM-01014: write of volume label failed

Cause: A write to the volume during file system creation failed. This message is accompanied by other message(s) providing details on the error.

Action: Correct the problem indicated by the other message(s). If the solution is not clear, contact Oracle Support Services.

ADVM-01018: failed to allocate a buffer for *number* bytes

Cause: A request for process virtual memory by the ACFS format command failed. This message is accompanied by other message(s) providing details on the error.

Action: Correct the problem indicated by the other message(s). If possible, change options to reduce required memory and/or take steps to increase memory available to the process. Otherwise, report this error to Oracle Support Services.

ADVM-01019: This volume contains a mounted ACFS file system. The file system must be dismounted with `acfsdismount` on all nodes.

Cause: The volume was in use by another file system.

Action: Dismount the ACFS file system with `acfsdismount` and retry the command.

ADVM-01020: This volume contains a mounted non-ACFS file system. The file system must be dismounted with `'advmutil dismount'`.

Cause: The volume was in use by another non-ACFS file system.

Action: Dismount the non-ACFS file system with `'advmutil dismount'` and retry the command.

ADVM-01033: write to volume failed

Cause: A write to the volume during file system creation failed. This message is accompanied by other message(s) providing details on the error.

Action: Correct the problem indicated by the other message(s). If the cause of the problem is unclear, contact Oracle Support Services.

ADVM-01038: write failed during setup of root directory entry

Cause: A write to the volume during file system creation failed. This message is accompanied by other message(s) providing details on the error.

Action: Correct the problem indicated by the other message(s). If the cause of the problem is unclear, contact Oracle Support Services.

ADVM-01041: write of snaps directory entry failed

Cause: A write to the volume during file system creation failed. This message is accompanied by other message(s) providing details on the error.

Action: Correct the problem indicated by the other message(s). If the cause of the problem is unclear, contact Oracle Support Services.

ADVM-01043: write of lost+found directory entry failed

Cause: A write to the volume during file system creation failed. This message is accompanied by other message(s) providing details on the error.

Action: Correct the problem indicated by the other message(s). If the cause of the problem is unclear, contact Oracle Support Services.

ADVM-01044: write of file entry table failed

Cause: A write to the volume during file system creation failed. This message is accompanied by other message(s) providing details on the error.

Action: Correct the problem indicated by the other message(s). If the cause of the problem is unclear, contact Oracle Support Services.

ADVM-01045: write of global bitmap failed

Cause: A write to the volume during file system creation failed. This message is accompanied by other message(s) providing details on the error.

Action: Correct the problem indicated by the other message(s). If the cause of the problem is unclear, contact Oracle Support Services.

ADVM-01046: read of global bitmap file entry failed

Cause: A read of the volume during file system creation failed. This message is accompanied by other message(s) providing details on the error.

Action: Correct the problem indicated by the other message(s). If the cause of the problem is unclear, contact Oracle Support Services.

ADVM-01047: write of global bitmap file entry failed

Cause: A write to the volume during file system creation failed. This message is accompanied by other message(s) providing details on the error.

Action: Correct the problem indicated by the other message(s). If the cause of the problem is unclear, contact Oracle Support Services.

ADVM-01049: seek to snap map header failure

Cause: A seek to the volume during file system creation failed. This message is accompanied by other message(s) providing details on the error.

Action: Correct the problem indicated by the other message(s). If the cause of the problem is unclear, contact Oracle Support Services.

ADVM-01050: write to snap map header failure

Cause: A write to the volume during file system creation failed. This message is accompanied by other message(s) providing details on the error.

Action: Correct the problem indicated by the other message(s). If the cause of the problem is unclear, contact Oracle Support Services.

ADVM-01051: partial write to snap map header failure

Cause: A write to the volume during file system creation failed. This message is accompanied by other message(s) providing details on the error.

Action: Correct the problem indicated by the other message(s). If the cause of the problem is unclear, contact Oracle Support Services.

ADVM-01052: write to snap map info entry failure

Cause: A write to the volume during file system creation failed. This message is accompanied by other message(s) providing details on the error.

Action: Correct the problem indicated by the other message(s). If the cause of the problem is unclear, contact Oracle Support Services.

ADVM-01053: partial write to snap map info entry failure

Cause: A write to the volume during file system creation failed. This message is accompanied by other message(s) providing details on the error.

Action: Correct the problem indicated by the other message(s). If the cause of the problem is unclear, contact Oracle Support Services.

ADVM-01054: write to snap map storage entry failure

Cause: A write to the volume during file system creation failed. This message is accompanied by other message(s) providing details on the error.

Action: Correct the problem indicated by the other message(s). If the cause of the problem is unclear, contact Oracle Support Services.

ADVM-01055: partial write to snap map storage entry failure

Cause: A write to the volume during file system creation failed. This message is accompanied by other message(s) providing details on the error.

Action: Correct the problem indicated by the other message(s). If the cause of the problem is unclear, contact Oracle Support Services.

ADVM-01113: Block size *string* is invalid for metadata.

Cause: An attempt to create a file system was rejected because the requested metadata block size was invalid.

Action: Specify a metadata block size of 4096 or take the default. File system creation sets the metadata block size to the primary volume's logical sector size by default.

ADVM-01150: unable to synchronize in-memory file data to disk

Cause: A request to flush all in-memory copies of buffers associated with the open handle failed. This message is accompanied by other message(s) providing details on the error.

Action: Correct the problem identified by the other message(s). If the problem has been resolved and the file system is unusable, retry the ACFS format command.

ADVM-01151: Ignoring invalid block size *number*, using *number*

Cause: An ACFS format command unsupported block size was specified.

Action: No action required. A supported block size will be used.

ADVM-01152: The length of accelerator volume name exceeds *number*.

Cause: Accelerator volume name length exceeded the maximum length displayed in the message.

Action: Select an accelerator volume name with length less than or equal to the maximum length displayed in the message and retry the command.

ADVM-01154: The accelerator volume contains a mounted ACFS file system. The file system must be dismounted with *acfsdismount* on each node.

Cause: The specified volume could not be used as an accelerator volume because it was in use by a mounted file system.

Action: Dismount the ACFS file system with *acfsdismount* and retry the command.

ADVM-01155: The accelerator volume contains a mounted non-ACFS file system. The file system must be dismounted with '*advmutil dismount*'.

Cause: The specified volume could not be used as an accelerator volume because it was in use by a mounted non-ACFS file system.

Action: Dismount the non-ACFS file system with '*advmutil dismount*' and retry the command.

ADVM-01156: The Oracle ASM Dynamic Volume Manager (Oracle ADVM) compatibility attribute for the disk group is less than the required minimum 12.1.0.2.0.

Cause: An attempt to create a file system with an accelerator volume failed because the ADVM compatibility attribute for the disk group was not set to 12.1.0.2.0 or higher.

Action: Use the Oracle ASM Configuration Assistant (ASMCA) tool or the SQL statement ALTER DISKGROUP to upgrade COMPATIBLE.ADVM attribute.

ADVM-01159: The accelerator volume must be different from the volume containing the file system.

Cause: The file system could not be created because the same volume was specified for both the accelerator and the file system.

Action: Choose a different volume for the accelerator and retry the command.

ADVM-01160: The specified accelerator volume was smaller than the *number string* required for this file system.

Cause: The file system could not be created because the specified accelerator volume was below the minimum allowed size reported in the message.

Action: Select a larger accelerator volume and retry the command.

ADVM-01164: The specified device '*string*' is already in use with a CRS-managed file system.

Cause: The file system could not be created because the specified device was already registered with CRS (Cluster Ready Services).

Action: Select an unused device, or use srvctl to modify the association for this device and retry the file system creation.

ADVM-01170: Accelerator volume sector size = *number* must match primary volume sector size = *number*

Cause: An attempt to create a file system was rejected because the logical sector sizes of primary and accelerator volume were different, as shown. The sector sizes of the primary and accelerator volumes must be the same.

Action: Select devices that have the same logical sector size for the primary and accelerator volumes or specify the 'i 4096' switch.

ADVM-01173: The Oracle ASM Dynamic Volume Manager (Oracle ADVM) compatibility attribute for the disk group is less than the required minimum 12.2.0.0.0.

Cause: An attempt to create a file system failed because the ADVM disk group compatibility had not been upgraded to the indicated version for either the primary or accelerator volume, which is required for that command.

Action: Use the Oracle ASM Configuration Assistant (ASMCA) tool or the SQL ALTER DISKGROUP statement to upgrade the disk group compatibility (COMPATIBLE.ADVM attribute) to the specified version and then re-issue the original command. If the disk group compatibility cannot be upgraded, update the ACFS compatibility using the 'acfsutil compat set' command and then re-issue the original command.

ADVM-01176: file system format requires volumes with sector size = *number*

Cause: An attempt to create a file system was rejected because the logical sector size of the primary or accelerator volumes was too large for the 512-byte metadata block size format.

Action: Select devices with a 512-byte logical sector size when creating a file system using the 'i 512' format switch. Use the command 'advmutil volstats' to verify that the volume's sector size is 512 bytes before formatting the file system. Alternatively, format the file system without the 'i 512' switch, allowing Oracle ACFS to create a 4096-byte metadata block size format.

ADVM-02001: unable to allocate a buffer

Cause: A request for process virtual memory by mount command failed. This message is accompanied by other message(s) providing details on the error.

Action: Correct the problem indicated by the other message(s). If possible, change options to reduce required memory and/or take steps to increase memory available to the process. Otherwise, report this error to Oracle Support Services.

ADVM-02006: unable to terminate the Oracle Registry connection

Cause: Either the Oracle Registry service was unavailable or the Oracle Registry configuration was incomplete/inaccurate.

Action: Run `crs_stat` and `ocrcheck` to verify CSS and the Oracle Registry are working properly. If they are not accessible and the cause is unclear, report this error to Oracle Support Services.

ADVM-02012: Mount of *string* failed, volume *string* does not exist. Verify that *string* exists on this node.

Cause: Could not mount the file system retrieved from the Oracle Registry.

Action: Verify the volume exists on this node and that it is accessible.

ADVM-02014: Mount of *string* failed. Error *number* was returned.

Cause: Mount operation failed.

Action: Verify the mount point and volume both exist and are accessible before retrying the mount command.

ADVM-02015: Failed to open mount point *string*. Verify the mount point exists.

Cause: Mount point could not be opened.

Action: Verify the mount point exists and is accessible before retrying the mount command.

ADVM-02017: Failed to open volume *string*. Verify the volume exists.

Cause: The volume could not be opened.

Action: Verify the ASM instance is operational and the volume is enabled and accessible before retrying the mount command.

ADVM-02018: Volume *string* contains an ACFS file system that is being checked. Allow the file system check to complete.

Cause: The volume contained a file system that was in the process of being checked by the ACFS checker.

Action: Allow the ACFS checker to complete before retrying the mount. If the ACFS checker is not running on this file system and a file system check was previously interrupted, reissue the ACFS checker.

ADVM-02026: unable to verify the host names passed in are part of the cluster

Cause: Either CSS was unavailable or the CSS configuration was incomplete/inaccurate.

Action: Run `crs_stat` to verify CSS is working properly.

ADVM-02027: unable to obtain the local CSS node name

Cause: Either CSS was unavailable or the CSS configuration was incomplete/inaccurate.

Action: Run `crs_stat` to verify CSS is working properly.

ADVM-02046: Volume *string* cannot be mounted. Examine the system event log for possible causes.

Cause: The volume mount failed. This could be caused by an out of space condition if this is the first mount of a file system on a node.

Action: Examine the system event log for more detail.

ADVM-02050: unable to set in-memory mount information

Cause: Could not communicate with the mounted file system.

Action: Verify the ASM instance is operational and the volume is enabled and accessible before retrying.

ADVM-02080: Volume *string* failed to mount due to a version mismatch. Volume version *number* is not supported by the current driver, which supports a maximum volume version of *number*.

Cause: The volume mount failed because the loaded ACFS driver did not support the volume version of the indicated volume.

Action: Use the 'acfsdriverstate version' command to obtain the version of the loaded ACFS driver and contact Oracle Support Services.

ADVM-02081: Warning: acfschkdsk.exe should be run on volume *string* at your earliest convenience

Cause: A flag in the superblock indicates that a metadata inconsistency has been found on this volume.

Action: Run acfschkdsk.exe as soon as possible to fix the metadata inconsistency.

ADVM-02082: unable to verify if the host names provided are part of the cluster

Cause: Could not obtain information about the cluster.

Action: Run crs_stat to verify health of CSS.

ADVM-02083: cannot get the local CSS node name

Cause: Could not obtain local CSS node name.

Action: Run crs_stat to verify health of CSS.

ADVM-02090: unable to retrieve ACFS mount information from CRS

Cause: Failed to retrieve mount information the CRS.

Action: Analyze the error messages that precede this message.

ADVM-02092: Mount of *string* failed, node *string* is not a member of the CSS cluster.

Cause: Could not mount the file system retrieved from the Oracle Registry.

Action: Verify the node listed in the entry is a member of the CSS cluster.

ADVM-02119: creating administrative network share for mount point *string* at share name '*string*'

Cause: Informational

Action: None

ADVM-02120: administrative network share for mount point *string* already exists at share name '*string*'

Cause: Informational

Action: None

ADVM-02121: administrative network share '*string*' already exists, but does not share mount point *string*

Cause: Attempted to create an administrative network share for the specified ACFS mount point, but the required share name was already in use.

Action: Remove the conflicting network share using 'net share *share name* /delete'. Remount the ACFS file system to retry creating an administrative network share for the mount point.

ADVM-02122: retrieving information for administrative network share '*string*' failed

Cause: While creating an administrative network share for the specified ACFS mount point, failed to retrieve information on any network share that might already exist at the required share name. This message is accompanied by other messages providing details on the error.

Action: Correct the error indicated by the accompanying messages. Remount the ACFS file system to retry creating an administrative network share for the mount point.

ADVM-02123: creating administrative network share for mount point *string* at share name '*string*' failed

Cause: Failed to create an administrative network share for the specified ACFS mount point. This message is accompanied by other messages providing details on the error.

Action: Correct the error indicated by the accompanying messages. Remount the ACFS file system to retry creating an administrative network share for the mount point.

ADVM-02124: could not create administrative network share for mount point *string* at share name '*string*'

Cause: Failed to create an administrative network share for the specified ACFS mount point. This message is accompanied by other messages providing details on the error.

Action: Correct the error indicated by the accompanying messages.

ADVM-02125: volume '*string*' is already in use

Cause: The volume was in use by another file system.

Action: Verify the volume specified.

ADVM-02126: Volume *string* cannot be mounted.

Cause: The volume mount failed. This message is accompanied by other messages providing details on the error.

Action: Correct the problem indicated by the other messages and retry the mount command.

ADVM-02127: unable to transfer mount data to the ACFS driver

Cause: The mount failed because the transfer of mount data from the mount command to the ACFS driver failed. This message is accompanied by other messages providing details on the error.

Action: Correct the problem identified by the other messages. If the cause is unclear, contact Oracle Support Services.

ADVM-02128: unable to clean up mount data passed to ACFS driver

Cause: The operation to clean up mount data from a temporary location / failed.

Action: None. This state will not have any repercussions and it will be remedied automatically during the next restart.

ADVM-02129: Volume *string* cannot be mounted. Volume is out of space.

Cause: The volume mount failed because the volume was out of space.

Action: Correct the problem by resizing the ADVM volume and then retry the mount command.

ADVM-02130: Volume *string* cannot be mounted. Volume version does not match the ACFS driver version.

Cause: The volume mount failed because the loaded ACFS driver does not support the volume version.

Action: Use 'acfsdriverstate' command to determine the state of the ACFS driver and address any issues that are reported. Retry the mount command after the installed driver has been verified.

ADVM-02131: Volume *string* cannot be mounted. Cluster membership is not established.

Cause: The volume mount failed because the ACFS driver could not communicate with Oracle Clusterware.

Action: Verify the online state of Oracle Clusterware using command 'crsctl check CRS' and address any issues that are reported. Retry the mount command once Oracle Clusterware is fully operational.

ADVM-02132: Volume *string* cannot be mounted. Insufficient kernel resources to complete the mount.

Cause: The volume mount failed due to insufficient kernel resources.

Action: Reduce the load activity on the system and retry the mount command.

ADVM-02133: Volume *string* cannot be mounted. Metadata inconsistency found on-disk.

Cause: The volume mount failed due to a metadata inconsistency found in the volume superblock.

Action: Run command 'fsck -t acfs' as soon as possible to fix the metadata inconsistency and then retry the mount command.

ADVM-02135: Volume *string* failed to mount due to a version mismatch. Volume version *number* is not supported by the *number.number.number.number.number* release.

Cause: The volume mount failed because the loaded ACFS driver did not support the volume version of the indicated volume.

Action: Use the 'acfsdriverstate version' command to obtain the version of the loaded ACFS driver and contact Oracle Support Services.

ADVM-02136: Volume *string* failed to mount due to a version mismatch. Volume version *number* requires that the loaded ACFS drivers be from the *number.number.number.number.number* Oracle Database Appliance release.

Cause: The volume mount failed because the loaded ACFS driver did not support the volume version of the indicated volume.

Action: Use the 'acfsdriverstate version' command to obtain the version of the loaded ACFS driver and contact Oracle Support Services.

ADVM-03001: Failed to open *string*. Verify that *string* exists.

Cause: The mount point or file could not be opened.

Action: Verify the mount point or file is accessible before retrying.

ADVM-03003: Cannot decrease the volume by this amount.

Cause: Requested size exceeded the size of the file system.

Action: Select a size that is smaller than the size of the file system and retry.

ADVM-03004: cannot reduce primary volume size below 200MB

Cause: A size request specified a primary volume size less than the minimum allowed.

Action: Specify a primary volume size of 200MB or more

ADVM-03008: The volume could not be resized. The volume expansion limit has been reached.

Cause: The file system's internal storage bitmap has a five extent limit. Growing the file system may fail if it has already been grown four or more times, using up all available storage bitmap extents.

Action: If the file system has been grown four or more times, running the ACFS Fixer may allow future volume expansions.

ADVM-03013: unable to open *string*

Cause: Volume could not be opened to remove the file system.

Action: Verify the volume is not mounted on any node in the cluster before retrying.

ADVM-03033: unable to open *string*

Cause: The log file specified could not be created and/or opened.

Action: If a file exists by the same name as the log file specified, verify that this is a file that can be overwritten.

ADVM-03043: name of snapshot cannot exceed *number* bytes

Cause: An attempt to create a snapshot was rejected because the specified snapshot name was too long.

Action: Issue the command again using a shorter snapshot name.

ADVM-03044: Failed to open mount point *string*. Verify the mount point exists.

Cause: Mount point could not be opened for snapshot operation.

Action: Verify the mount point exists and is accessible before retrying the snap command.

ADVM-03052: unable to delete snapshot *string* due to open files

Cause: There are files open in the snapshot.

Action: Use lsof or similar tool to find the processes with open files. No files can be open in the snapshot for the snapshot delete operation to succeed.

ADVM-03054: snapshot *string* is not a valid snapshot name

Cause: Possible causes include: 1) The snapshot name exceeded the limit of 255 characters. 2) The snapshot name equaled "." or "..". 3) The snapshot name contained "/" (Unix or Linux). 4) The snapshot name contained "" or ":" (Windows). 5) The snapshot name contained an illegal character for NTFS file names (Windows).

Action: Verify that the snapshot name meets the criteria listed in the cause statement.

ADVM-03091: Failed to open *string*. This may mean the *string* driver is not loaded/running

Cause: The driver's control device could not be accessed.

Action: Verify the driver is loaded and running.

ADVM-03096: error opening configuration file *string*

Cause: The configuration file cannot be created and/or opened.

Action: If the configuration file exists, verify the file can be opened.

ADVM-03097: error accessing configuration file *string*

Cause: Seek to the end of the configuration file failed.

Action: If the configuration file exists, verify the file is accessible.

ADVM-03106: Invalid combination of arguments. *stringa* was previously specified to add an ACFS mount point to Oracle Registry.

Cause: Invalid option combination.

Action: Retry the command with one set of operations.

ADVM-03107: Invalid combination of arguments. *stringd* was previously specified to remove an ACFS mount point from the Oracle Registry.

Cause: Invalid option combination.

Action: Retry the command with one set of operations.

ADVM-03108: Neither *string* nor *string* is an ADVM volume.

Cause: Volume specified was not an ADVM volume.

Action: Retry the command with an ADVM volume.

ADVM-03110: unable to access the Oracle Registry *string*

Cause: Either the Oracle Registry service was unavailable or the registry configuration was incomplete/inaccurate.

Action: Run ocrcheck to verify the Oracle Registry is working properly. Analyze the appended Oracle Registry service error message.

ADVM-03114: unable to allocate a buffer

Cause: A request for process virtual memory by acfsutil registry failed This message is accompanied by other message(s) providing details on the error.

Action: Correct the problem indicated by the other message(s). If possible, change options to reduce required memory and/or take steps to increase memory available to the process. Otherwise, report this error to Oracle Support Services.

ADVM-03115: an error occurred while attempting to disconnect from Oracle Registry

Cause: Either the Oracle Registry service was unavailable or the Oracle Registry configuration was incomplete/inaccurate.

Action: Run ocrcheck to verify the Oracle Registry service is working properly. If the cause of the problem is unclear, contact Oracle Support Services.

ADVM-03117: unable to verify if the hostnames provided are part of the cluster

Cause: Could not obtain information about the cluster.

Action: Run crs_stat to verify health of CSS.

ADVM-03118: cannot obtain the node number of host *string* via CSS or the Oracle Registry

Cause: Could not determine the node number for the specified host.

Action: Verify that the specified host is a member of this cluster.

ADVM-03119: Incorrect data format in file '*number*'.

Cause: The file data was not in the expected format.

Action: Contact Oracle Support Services.

ADVM-03120: Note: Reported snapshot space usage is inaccurate.

Cause: The snapshot storage calculated was not expected.

Action: No action is required. To get a more accurate count, dismount the file system on all nodes and run fsck (Unix or Linux) or acfschkdsk.exe (Windows).

ADVM-03122: failed to create Oracle Registry ACFS key *string string*

Cause: Failed to create ACFS key(s) SYSTEM.ACFS and/or SYSTEM.ACFS.Mounts in the Oracle Registry.

Action: Run ocrcheck to verify the Oracle Registry service is working properly. Verify acfsutil is executed with operating system administrator privileges.

ADVM-03123: failed to create Oracle Registry ACFS key *string* because it already exists

Cause: The Oracle Registry ACFS key already exists.

Action: Run ocrcheck to verify the Oracle Registry service is working properly.

ADVM-03124: failed to create Oracle Registry ACFS subkey because it already exists

Cause: The Oracle Registry mounts subkey already exists.

Action: Run ocrcheck to verify the Oracle Registry service is working properly. If the ACFS mount entry is in an inconsistent state delete it, then re-add it using acfsutil with the registry option. If the problem persists, contact Oracle Support Services.

ADVM-03125: error retrieving the volume using Oracle Registry key: *string*

Cause: Could not retrieve volume information from mount entry in the Oracle Registry.

Action: Run ocrcheck to verify the Oracle Registry is working properly.

ADVM-03126: error retrieving the mount point using Oracle Registry key: *string*

Cause: Could not retrieve mount point information from mount entry in the Oracle Registry.

Action: Run ocrcheck to verify the Oracle Registry is working properly.

ADVM-03127: error retrieving the mount options using Oracle Registry key: *string*

Cause: Could not retrieve mount options from mount entry in the Oracle Registry.

Action: Run ocrcheck to verify the Oracle Registry is working properly.

ADVM-03128: error retrieving the version using Oracle Registry key: *string*

Cause: Could not retrieve the version for mount entry in the Oracle Registry.

Action: Run ocrcheck to verify the Oracle Registry is working properly.

ADVM-03129: error retrieving the nodes list using Oracle Registry key: *string*

Cause: Could not retrieve the nodes list for mount entry in the Oracle Registry.

Action: Run ocrcheck to verify the Oracle Registry is working properly.

ADVM-03130: Resize request is greater than allowed maximum for ADVM volume.

Cause: An attempt to resize an ADVM volume failed because the size requested was larger than the maximum allowed ADVM volume size.

Action: Check the instance alert log for the maximum size of the ADVM volume and retry the resize operation, specifying a smaller volume size.

ADVM-03133: The Oracle Registry returned the following error while attempting to access the security attributes of key *string*: \n *string*

Cause: Could not access the security information of Oracle Registry. This message is accompanied by other message(s) from the Registry providing details on the error.

Action: Correct the problem identified by the other message(s). If the cause is unclear, contact Oracle Support Services.

ADVM-03134: An error occurred while accessing Oracle Registry for a delete mount point operation. *string*

Cause: Could not retrieve data from the Oracle Registry. This message is accompanied by other message(s) providing details on the error.

Action: Correct the problem indicated by the other message(s). If the cause of the problem is unclear, contact Oracle Support Services.

ADVM-03135: unable to locate mount point *string* in Cluster Ready Services

Cause: An attempt to access the ACFS mount point failed because the mount point information could not be retrieved from CRS.

Action: Verify the mount point is registered with CRS using the 'acfsutil registry *device*' commands.

ADVM-03136: unable to locate volume *string* in Cluster Ready Services

Cause: An attempt to access the ASM volume failed because the volume information could not be retrieved from CRS.

Action: Verify the volume is registered with CRS using the 'acfsutil registry *device*' commands.

ADVM-03137: Multiple entries exist for the mount point *string*. Rerun the command with the volume name.

Cause: Could not locate unique entry for mount point in the Oracle Registry.

Action: Retry acfsutil registry with volume name.

ADVM-03138: failed to create and set Oracle Registry ACFS mount info key *string*

Cause: Could not create and set a mount info key in the Oracle Registry.

Action: Run ocrcheck to verify the Oracle Registry is working properly.

ADVM-03139: error retrieving the disk group name using Oracle Registry key: *string*

Cause: Could not retrieve the disk group name from the mount entry in the Oracle Registry.

Action: Run ocrcheck to verify the Oracle Registry is working properly.

ADVM-03140: error retrieving the volume name using Oracle Registry key: *string*
Cause: Could not retrieve the volume name from the mount entry in the Oracle Registry.

Action: Run ocrcheck to verify the Oracle Registry is working properly.

ADVM-03141: unable to open device *string*

Cause: The device could not be opened.

Action: Check the diskgroup is mounted and the specified volume is enabled.

ADVM-03142: Failed to retrieve the diskgroup and volume name for device *string*. See the attached error.

Cause: Possible internal error.

Action: Check the attached error. If not serviceable, contact Oracle.

ADVM-03143: The specified mount point does not exist and therefore cannot be deleted.

Cause: The Oracle Registry has not been configured for ACFS or the specified mount point does not exist.

Action: Run "acfsutil registry" to list out the available ACFS mount points.

ADVM-03145: unable to remove ACFS volume *string* from Oracle Registry

Cause: Could not remove volume from Oracle Registry.

Action: Verify the volume exists in the Oracle Registry using the acfsutil registry command.

ADVM-03146: Warning: The ACFS mount point group ownership cannot be re-initialized in the Oracle Registry. The registry is initialized from the ACFS control device on first use, and may have changed ownership since then. Current Key Ownership: *string*

Cause: An attempt was made to re-initialize the ACFS mount point group ownership in the Oracle Registry. This may be because the ACFS control device /dev/ofsctl or /dev/acfsctl has changed owners.

Action: Re-initializing the ACFS mount point group ownership in the Oracle Registry is not supported.

ADVM-03147: invalid ACFS file identifier provided

Cause: The ACFS file identifier provided by the user had an illegal value.

Action: Re-enter a number other than 0 or -1.

ADVM-03148: ioctl call to obtain pathname associated with file id *number* failed

Cause: An internal ioctl operation to map from an ACFS file identifier to a pathname failed. This message is accompanied by other message(s) providing details on the error.

Action: Correct the problem indicated by the other message(s). If the cause of the problem is unclear, contact Oracle Support Services.

ADVM-03149: constructed path name is longer than system limit of *number* characters

Cause: The length of the pathname being constructed has exceeded the system limit of %d characters. This may be due to changes in the file system namespace while the command is running.

Action: Try the command again. If the problem persists, contact Oracle Support Services.

ADVM-03151: The ACFS file identifier provided is not associated with a user file or directory.

Cause: The ACFS file identifier, although valid, was not for a user file or directory.

Action: None. There is no pathname associated with this ACFS file identifier.

ADVM-03152: The ACFS file identifier provided is invalid for the mountpoint specified.

Cause: The ACFS file identifier was not a valid identifier for the mountpoint specified.

Action: Verify that the correct ACFS file identifier and mountpoint were specified.

ADVM-03153: The file system name space has changed and a pathname cannot be obtained.

Cause: The ACFS file identifier was valid, but could not be used to obtain a full file pathname.

Action: Verify that the correct ACFS file identifier and mountpoint were specified.

ADVM-03154: Failed to determine the full pathname. Too many directory levels.

Cause: acfsutil has received information from the operating system that it could not process fully.

Action: Report this error to Oracle Support Services.

ADVM-03157: unsupported file type for *string*, not a mount point

Cause: An invalid entry was passed on the command line.

Action: The acfsutil info acfs command requires that the input be a mount point.

ADVM-03158: unsupported file type for *string*, not a mount point or a file

Cause: An invalid entry was passed on the command line.

Action: The acfsutil size command requires that the input be a mount point or a file.

ADVM-03161: Device : *string* : Mount Point : *string* already exists in the Oracle Registry

Cause: This entry has already been added to the Oracle Registry.

Action: None

ADVM-03162: Warning: The file system was resized, but an error occurred while resizing the ADVM volume. File system size now *number* MB, volume size *number* MB.

Cause: An error occurred during ADVM volume resize.

Action: Reissue the resize command.

ADVM-03165: Unable to add the file system on device *string* to the ACFS registry. It is currently managed by CRS.

Cause: The file system is currently managed by CRS and a file system cannot be managed by both CRS and the ACFS registry.

Action: Remove the file system resource from CRS or continue to use CRS to manage the file system.

ADVM-03166: Unable to add a STOP_DEPENDENCY to the ACFS registry for device *string*.

Cause: The ACFS registry resource could not be updated.

Action: Verify the ACFS registry state ('crsctl stat res ora.registry.acfs -p')

ADVM-03167: Unable to remove the STOP_DEPENDENCY for device *string* from the ACFS registry.

Cause: The ACFS registry resource could not be updated.

Action: Verify the ACFS registry state ('crsctl stat res ora.registry.acfs -p')

ADVM-03168: Internal error: *string number*

Cause: An Oracle internal error.

Action: Contact Oracle Support Services.

ADVM-03169: Unable to set log file size.

Cause: The ACFS driver was unable to set the log file size.

Action: Check the log file to see the reason of failure.

ADVM-03170: Minimum log file size is *number*.

Cause: The ACFS driver was unable to set the log file size.

Action: Log file size has to be bigger than or equal to the minimum size.

ADVM-03171: insufficient contiguous free ASM Diskgroup space

Cause: An attempt to resize an ADVM volume failed because ASM did not have enough contiguous free diskgroup storage. This could have been a transient condition if ASM rebalance was running, otherwise the ASM alert logs may provide detailed failure indications.

Action: Check the ASM alert logs, address ASM issues if any, and retry the resize. If ASM rebalance is running it may release sufficient space by completion to allow a retry of the resize to succeed. Monitor V\$ASM_DISK.FREE_MB view, if desired, to track free storage and retry the resize if sufficient storage becomes available. Otherwise, retry the resize after using ASM commands to increase the free space or retry, specifying a smaller quantity.

ADVM-03172: ADVM is busy with Mirror recovery. Try again later.

Cause: ADVM could not resize the volume because it is recovering the mirrored volumes.

Action: Try again later. The system console log will contain mirror recovery started and completed messages. For example: [Oracle ADVM] Mirror recovery for volume asm/volume-name started. [Oracle ADVM] Mirror recovery for volume asm/volume-name completed.

ADVM-03173: ADVM or ASM is unable to resize the volume. Check the ASM alert log.

Cause: ADVM or ASM is unable to resize the volume.

Action: Check the ASM alert log.

ADVM-03174: The Oracle ASM Dynamic Volume Manager (Oracle ADVM) compatibility attribute for the disk group is less than 11.2.0.3.0.

Cause: The creation of a read/write snapshot was rejected because the ADVM disk group compatibility had not been upgraded to 11.2.0.3.0 or higher, which is required for that command.

Action: Use the Oracle ASM Configuration Assistant (ASMCA) tool or the SQL ALTER DISKGROUP statement to upgrade the disk group compatibility (COMPATIBLE.ADVM attribute) to the specified version and then re-issue the original command. If the disk group compatibility cannot be upgraded, update the ACFS compatibility using the 'acfsutil compat set' command and then re-issue the original command.

ADVM-03177: maximum log file size cannot exceed *number* MB

Cause: The ACFS driver was unable to set the log file size.

Action: Retry the command with a log file size that is smaller than the maximum size.

ADVM-03178: unable to delete snapshot *string* while cluster is in rolling migration

Cause: The cluster was in rolling migration. Snapshot deletions are not allowed during rolling migration.

Action: Complete the rolling migration and then delete the snapshot.

ADVM-03179: unable to create snapshot '*string*' while cluster is in rolling migration

Cause: The cluster was in rolling migration. Snapshot creations are not allowed during rolling migration.

Action: Complete the rolling migration and then create the snapshot.

ADVM-03180: Unable to obtain ASM volume device information for '*string*'

Cause: The operation for retrieval of ASM volume device information failed. This message is accompanied by other message(s) providing details on the error.

Action: Correct the problem indicated by the other message(s). If the solution is not clear, contact Oracle Support Services.

ADVM-03185: Unable to obtain ASM volume extent information for *string*

Cause: The operation for retrieval of ASM volume extent information failed. This message is accompanied by other message(s) providing details on the error.

Action: Correct the problem indicated by the other message(s). If the solution is not clear, contact Oracle Support Services.

ADVM-03186: Supplied ACFS file offset value exceeded the maximum of the file and allocation sizes of *number*.

Cause: The supplied file offset value in bytes exceeded both the file size and allocation size.

Action: Specify a file offset within the actual or allocated size of the file. Use 'acfsutil info file filename' to see those values.

ADVM-03187: Extent *number* (mirror *number*) is not in use.

Cause: Informational

Action: None

ADVM-03197: unable to delete snapshot *string* while it is configured for use by ACFS replication

Cause: An attempt to delete a snapshot was rejected because it was configured for use by ACFS replication.

Action: To force deletion of the snapshot, re-try the command with the -R option.

ADVM-03198: unable to delete snapshot *string* as a component of ACFS replication

Cause: An attempt to delete a snapshot was rejected because it was not

Action: To delete the snapshot, re-try the command without the -R option.

ADVM-03199: unable to convert snapshot *string* because it is replication-specific

Cause: An attempt was made to convert a replication-specific snapshot while replication was running.

Action: Terminate replication and retry the command.

ADVM-03203: Invalid snap command.

Cause: An invalid entry was passed on the command line.

Action: Use a valid 'acfsutil snap' command combination. Valid commands are 'acfsutil snap create', 'acfsutil snap delete', and 'acfsutil snap info'

ADVM-03204: Snapshot '*string*' is already read-only.

Cause: A request was made to convert a snapshot to be read-only but the snapshot was already read-only.

Action: None

ADVM-03205: Snapshot '*string*' is already read-write.

Cause: A request was made to convert a snapshot to be read-write but the snapshot was already read-write.

Action: None

ADVM-03206: The ADVM compatibility attribute for the diskgroup was below the required version (*string*) for the 'acfsutil snap convert' command.

Cause: The 'acfsutil snap convert' command was rejected because the ADVM disk group compatibility had not been upgraded to the indicated version, which is required for that command.

Action: Use the Oracle ASM Configuration Assistant (ASMCA) tool or the SQL ALTER DISKGROUP statement to upgrade the disk group compatibility (COMPATIBLE.ADVM attribute) to the specified version and then re-issue the original command. If the disk group compatibility cannot be upgraded, update the ACFS compatibility using the 'acfsutil compat set' command and then re-issue the original command.

ADVM-03207: invalid combination of options

Cause: The 'acfsutil snap convert' command was passed an invalid option combination which included both the -r and -w options.

Action: Remove either the -r or -w option from the 'acfsutil snap convert' command.

ADVM-03208: The /r option is not supported on this operating system

Cause: The 'acfsutil snap convert /r' option was specified. This functionality requires a minimum operating system version of Windows Server 2008 R2.

Action: Upgrade operating system to Windows Server 2008 R2 or use the 'acfsutil snap create' command to create a read-only snapshot.

ADVM-03212: There are too many snapshots for the file system associated with *string*. Only *number* are allowed. Reduce the number of snapshots before proceeding.

Cause: An attempt to create more than the maximum allowed number of active snapshots was rejected.

Action: Delete a snapshot before creating a new one.

ADVM-03213: Creation of a snapshot failed due to presence of snapshots that prevent this functionality.

Cause: A snapshot creation which specified a parent snapshot was not processed because of compatibility issues with existing snapshots. Possible causes include: 1) Snapshots of the file system were found that were created before ADVM compatibility attribute was set to 12.1. 2) Snapshots of the file system were found that were created after ADVM compatibility was set to 12.1 but while 11.2 snapshots existed.

Action: Delete all snapshots associated with the file system and retry the command.

ADVM-03214: The Oracle ASM Dynamic Volume Manager (Oracle ADVM) compatibility attribute for the disk group is less than 12.1.

Cause: The creation of a snapshot with a parent snapshot was rejected because the ADVM disk group compatibility had not been upgraded to version 12.1 or higher, which is required for that command.

Action: Use the Oracle ASM Configuration Assistant (ASMCA) tool or the SQL ALTER DISKGROUP statement to upgrade the disk group compatibility (COMPATIBLE.ADVM attribute) to the specified version and then re-issue the original command. If the disk group compatibility cannot be upgraded, update the ACFS compatibility using the 'acfsutil compat set' command and then re-issue the original command.

ADVM-03216: The ADVM compatibility attribute for the diskgroup was below the required version (*string*) for unlimited volume expansions.

Cause: A request to resize the ACFS file system failed because the volume expansion limit was reached. This limit was in effect because the ADVM compatibility attribute associated with the disk group had not been upgraded to the indicated version, which is required for that command.

Action: Use the Oracle ASM Configuration Assistant (ASMCA) tool or the SQL ALTER DISKGROUP statement to upgrade the disk group compatibility (COMPATIBLE.ADVM attribute) to the specified version and then re-issue the original command. If the disk group compatibility cannot be upgraded, update the ACFS compatibility using the 'acfsutil compat set' command and then re-issue the original command.

ADVM-03228: unable to retrieve metadata statistics for primary volume associated with mount point *string*

Cause: An internal ioctl operation to retrieve ACFS metadata statistics failed. This message is accompanied by other messages providing details on the error.

Action: Correct the problem identified by the other messages. If the cause is unclear, contact Oracle Support Services.

ADVM-03229: unable to retrieve metadata statistics for accelerator volume associated with mount point *string*

Cause: An internal ioctl operation to retrieve ACFS metadata statistics failed. This message is accompanied by other messages providing details on the error.

Action: Correct the problem identified by the other messages. If the cause is unclear, contact Oracle Support Services.

ADVM-03243: failed to write Hang Manager entries to the kernel in-memory and persistent logs

Cause: An internal ioctl operation to write Hang Manager data to the in-memory and persistent logs failed. This message is accompanied by other messages providing details on the error.

Action: Correct the problem identified by the other messages. If the cause is unclear, contact Oracle Support Services.

ADVM-03244: The specified numeric value *string* is outside the valid range.

Cause: The indicated numeric argument was rejected because it was too long to be converted to a 64-bit internal representation.

Action: Retry the command specifying a value between $-2^{63}+1$ and $2^{63}-1$.

ADVM-03255: accelerator volume not replaced

Cause: An attempt to replace the accelerator volume failed. This message is accompanied by other messages providing details on the error.

Action: Correct the problems indicated by the other messages. If the cause of the problems is unclear, contact Oracle Support Services.

ADVM-03256: primary volume has no accelerator volume to replace

Cause: An attempt to replace the accelerator volume was rejected because the specified volume did not have an accelerator volume associated with it.

Action: Ensure that the primary volume has an associated accelerator volume before attempting replacement.

ADVM-03257: the specified primary volume is an accelerator volume. Cannot proceed.

Cause: An attempt to replace an accelerator volume was rejected because the volume specified as the primary volume was not a primary volume.

Action: Ensure that the specified volume is a primary volume with an associated accelerator volume before attempting replacement.

ADVM-03258: the specified replacement accelerator volume must be at least as large as the accelerator volume it is to replace.

Cause: An attempt to replace the accelerator volume was rejected because the specified replacement volume was smaller than the current accelerator volume.

Action: Retry the 'acfsutil accel replace' command specifying a volume at least as large as the volume to be replaced.

ADVM-03263: Volume signature indicates that an accelerator operation is in progress.

Cause: An attempt to perform a filesystem check could not be completed because metadata showed that an accelerator operation was either in progress or incomplete on the specified volume.

Action: Ensure that an accelerator operation is not being run on another node or by another user before attempting to check this file system again. If an accelerator change operation had been started and then aborted, use 'fsck -f' to repair the volume. If the operation was interrupted, run it again with the same arguments.

ADVM-03264: 'acfsutil accel replace' failed due to a version mismatch. The Oracle ASM Dynamic Volume Manager (Oracle ADVM) compatibility attribute for the disk group is less than *number.number.number.number.number*.

Cause: An attempt to replace an accelerator volume was rejected because the ADVM disk group compatibility had not been upgraded to the release specified in the message or higher, which is required for the operation.

Action: Use the Oracle ASM Configuration Assistant (ASMCA) tool or the SQL ALTER DISKGROUP statement to upgrade the disk group compatibility (COMPATIBLE.ADVM attribute) to the specified version and then re-issue the original command. If the disk group compatibility cannot be upgraded, update the ACFS compatibility using the 'acfsutil compat set' command and then re-issue the original command.

ADVM-03265: 'acfsutil accel replace' interrupted. Ensure primary volume is accessible then run 'acfsutil accel replace' with the same arguments again to complete the operation.

Cause: An event or condition interrupted the execution of the 'acfsutil accel replace' command. This message is accompanied by other messages providing details on the error.

Action: Address errors in the accompanying error messages and run 'acfsutil accel replace' with the same arguments on to render the primary volume mountable. The accelerator replace operation should then be complete.

ADVM-03266: The specified new accelerator volume is already the accelerator volume that corresponds to the specified primary volume.

Cause: The specified new accelerator volume was the same as the accelerator volume it was to replace. This state may occur because another operation instructed 'acfsutil accel replace' be run again with the same arguments to recover from or complete a failed accelerator replacement. This message will also be seen as a result of accidentally rerunning the same command.

Action: The issued 'acfsutil accel replace' command should have finished an incomplete accelerator replace operation if one existed. Otherwise the file system should remain unchanged. No further action is necessary.

ADVM-03267: Volume signature indicates that an accelerator operation is in progress.

Cause: An attempt to format a volume could not be completed because an accelerator operation was either in progress or incomplete on the specified volume.

Action: Ensure that an accelerator operation is not being run on another node or by another user. If an accelerator operation had been started and then aborted, use 'fsck.acfs -f' to repair the primary volume. If an accelerator operation was interrupted, reissue the command with the same arguments to complete it.

ADVM-03268: Cannot use volume *string*. It contains an existing ACFS file system or is being used as an accelerator.

Cause: An attempt to replace a file system's accelerator volume was rejected because the on-disk metadata of the indicated volume showed that a valid ACFS file system was located on the volume or that it was an existing accelerator.

Action: Reissue the request specifying a different volume not containing an existing file system or being used as an accelerator. To use the indicated volume, evidence of its prior use containing a file system or as an accelerator volume must first be removed.

ADVM-03270: New accelerator volume sector size (*number*) must match existing accelerator volume sector size (*number*).

Cause: An attempt to execute 'acfsutil accel replace' was rejected because the logical sector sizes of the existing and specified new accelerator volumes were different, as shown. The sector size of the accelerator volume must remain the same as the sector size of the associated primary volume.

Action: Select a device that has the same logical sector size as the existing accelerator volume and retry the operation.

ADVM-03271: The Oracle ASM Dynamic Volume Manager (Oracle ADVM) compatibility attribute for the diskgroup was below the required version (*string*) for the 'acfsutil snap quota' command.

Cause: The 'acfsutil snap quota' command was rejected because the ADVM disk group compatibility had not been upgraded to the indicated version, which is required for that command.

Action: Use the Oracle ASM Configuration Assistant (ASMCA) tool or the SQL ALTER DISKGROUP statement to upgrade the disk group compatibility (COMPATIBLE.ADVM attribute) to the specified version and then re-issue the original command. If the disk group compatibility cannot be upgraded, update the ACFS compatibility using the 'acfsutil compat set' command and then re-issue the original command.

ADVM-03272: The specified primary volume *string* does not appear to contain an ACFS file system.

Cause: An attempt to replace a primary volume's accelerator volume failed because the on-disk metadata of the indicated primary volume did not show that a valid ACFS file system was located on the volume.

Action: Reissue the request specifying a different primary volume containing an existing ACFS file system that has an accompanying accelerator volume.

ADVM-03273: Volume signature indicates that an accelerator operation is in progress.

Cause: An attempt to mount a file system could not be completed because an accelerator operation was either in progress or incomplete on the specified volume.

Action: Ensure that an accelerator operation is not being run on another node or by another user before retrying the mount operation. If an accelerator operation had been started and then aborted, use 'fsck.acfs -f' to repair the primary volume. If an accelerator operation was interrupted, reissue the command with the same arguments to complete it.

ADVM-03274: Snap quota can not be enabled for this snapshot.

Cause: The command 'acfsutil snap quota' was rejected because the snapshot was created from a file system whose compatibility level was less than 12.2.

Action: Use the 'acfsutil snap quota' to set quota for a snapshot created from a file system whose compatibility level is at least 12.2.0.0.0

ADVM-03275: Updating CRS dependencies for resource '*string*'.

Cause: Informational.

Action: None

ADVM-03276: CRS dependencies were updated successfully.

Cause: Informational.

Action: None

ADVM-03277: failed to update CRS resource

Cause: An attempt to replace the accelerator failed because an error occurred while updating a resource. The accompanying messages from CRS provide detailed failure information.

Action: Examine the accompanying CRS error messages, address issues reported and retry.

ADVM-03278: restarting replace operation

Cause: The metadata of the supplied volumes indicated that a previous invocation of 'acfsutil accel replace' with the same arguments as this one was interrupted before completion. This invocation attempted to complete the replace operation.

Action: The issued 'acfsutil accel replace' command attempted to complete the specified accelerator replace operation. No further action is necessary if this message is not accompanied by failure messages.

ADVM-03279: The file system on the specified primary volume *string* is either in use or has been removed.

Cause: An attempt to replace a primary volume's accelerator volume failed because the on-disk metadata of the indicated primary volume showed that the file system was either in use or had been removed.

Action: Reissue the request specifying a different primary volume that contains a valid ACFS file system configured with an accompanying accelerator volume. Issue 'fsck' on the primary volume for more detail on its current state.

ADVM-03280: failed to increase log size and change log level of in-memory log on all nodes

Cause: An attempt to increase log size and change log level on all nodes of the cluster failed because an error occurred while sending the request to every node.

Action: Retry the operation. Alternatively, issue the following commands on each cluster node: 'acfsutil log -r 500M; acfsutil log -p ofs -l 5' run the workload that caused the problem wait for two or three minutes 'acfsutil log -r 10M; acfsutil log -p ofs -l 2'

ADVM-03281: failed to reset log size and log level of in-memory log on all nodes

Cause: An attempt to reset log size and change log level on all nodes of the cluster failed because an error occurred while sending the request to every node.

Action: Retry the operation. Alternatively, issue the command on each cluster node: 'acfsutil log -r 10M; acfsutil log -p ofs -l 2'

ADVM-03283: invalid combination of -o and -f options

Cause: The 'acfsutil log' command was issued with both the -f and -o options. This is a conflict, because the log file names are pre-specified for -o and may not be specified using -f.

Action: Re-issue the 'acfsutil log' command with only the desired option. With -o, the log files will be generated in the persistent log directory in the form yymmddhhmmss.log. With -f the specified name will be used.

ADVM-03284: invalid combination of -o and -n, -T, -c, -s, -q options

Cause: The 'acfsutil log -o' command is incompatible with other options included in the command line. The -o option can not be combined with the -n, -T, -c, -s, or -q options.

Action: Re-issue the 'acfsutil log' command with only the desired option. With -o, only log file size, log level and product name may be specified.

ADVM-03286: failed to find volume resource for device *string*

Cause: An attempt to replace an accelerator volume with the command 'acfsutil accel replace' failed because the volume resource for the indicated device was not found.

Action: List the CRS resources to verify that the volume resource for the indicated device exists and is online and retry.

ADVM-03287: unable to find old accelerator volume resource name

Cause: An attempt to replace an accelerator volume with the command 'acfsutil accel replace' failed because the old accelerator resource could not be found because the file system resource dependencies were not correct.

Action: Examine the file system resource attributes, ensure that the primary and accelerator resources are correct and retry.

ADVM-03288: CRS dependencies already had the requested values.

Cause: A request to update the dependencies for a file system resource was ignored because the dependencies already had the requested values.

Action: No action necessary.

ADVM-03290: The Oracle ADVM compatibility level for the disk group is less than the required version 12.2.0.2 for snap link.

Cause: The 'acfsutil snap link' command was rejected because the ADVM disk group compatibility had not been upgraded to the indicated version, which is required for that command.

Action: Use the ASMCA tool or the SQL ALTER DISKGROUP statement to upgrade the disk group compatibility (COMPATIBLE.ADVM attribute) to the specified version and then re-issue the original 'acfsutil snap link' command. If the disk group compatibility cannot be upgraded, update the ACFS compatibility level using the 'acfsutil compat set' command and then re-issue the original 'acfsutil snap link' command.

ADVM-03291: Only one snapshot link can be created for this snapshot.

Cause: The command 'acfsutil snap link' was rejected because the snapshot already had a snapshot link.

Action: Use the 'acfsutil snap info' command to see the existing snapshot link for this snapshot. Before creating a new snapshot link, use the 'acfsutil snap link -d' command to delete the existing link for the snapshot.

ADVM-03294: Insufficient privileges to perform command. Resource Administrator access is required.

Cause: An attempt to execute an acfsutil command was rejected because the caller did not have sufficient privileges.

Action: Retry the command while logged in as a user with resource ACL access.

ADVM-03300: unable to set tag name on file *string*

Cause: The ACFS driver was unable to complete the request.

Action: Verify memory or storage resources are sufficient.

ADVM-03301: unable to unset tag name on file *string*

Cause: The ACFS driver was unable to complete the request.

Action: Verify memory or storage resources are sufficient.

ADVM-03302: tag name syntax invalid or length too long

Cause: Tag name contains invalid characters or has too many characters.

Action: Change tag name to use valid characters or shorten the tag name.

ADVM-03303: invalid combination of arguments

Cause: The acfsutil tag info -t or -r arguments work only on file pathnames.

Action: Remove the -t or -r arguments from the ofsutil tag info command.

ADVM-03304: Unable to open mount point *string*. Verify that the mount point exists.

Cause: Mount point cannot be opened to display tag name information.

Action: Verify that the mount point exists and is accessible before retrying the tag info command.

ADVM-03305: unable to retrieve all tag names for *string*

Cause: Unable to return the full list of tag names.

Action: Verify there is sufficient memory resources available.

ADVM-03306: tag name does not exist in file *string*

Cause: Cannot unset a tag name on a file that does not exist.

Action: Verify the tag name to unset is correct.

ADVM-03308: The ADVM compatibility attribute for the diskgroup must be set to version 11.2.0.2.0 to allow the acfsutil repl and tag commands.

Cause: The acfsutil command was rejected because the ADVM disk group compatibility had not been upgraded to 11.2.0.2.0 or higher, which is required for that command.

Action: Use the Oracle ASM Configuration Assistant (ASMCA) tool or the SQL ALTER DISKGROUP statement to upgrade the disk group compatibility (COMPATIBLE.ADVM attribute) to the specified version and then re-issue the original command. If the disk group compatibility cannot be upgraded, update the ACFS compatibility using the 'acfsutil compat set' command and then re-issue the original command.

ADVM-03309: path name *string* does not resolve to an ACFS file system

Cause: A path name supplied on an 'acfsutil tag' command did not resolve to an ACFS file system.

Action: Remove the non-ACFS path name from the 'acfsutil tag' command.

ADVM-03310: amount of change since mount: *number MB*

Cause: Informational

Action: None

ADVM-03313: unable to collect ACFS statistics for mount point *string*

Cause: 'acfsutil info fs -s' was unable to communicate with the ACFS driver.

Action: Verify that the file system is online and that the ADVM/ACFS drivers are loaded and running.

ADVM-03314: interval cannot exceed *number* seconds

Cause: Statistics interval exceeded maximum number of seconds per interval.

Action: Select an interval that is less than or equal to 2592000 seconds and retry "acfsutil info fs -s".

ADVM-03315: count cannot exceed *number*

Cause: Number of statistics intervals exceeded maximum number allowed.

Action: Select a total count that is less than or equal to $2^{63}-1$ and retry "acfsutil info fs -s".

ADVM-03316: interval must be a positive integer

Cause: A zero or negative integer was provided.

Action: Provide a positive integer for the statistics interval.

ADVM-03317: unable to set tag on file "*string*" because its tag name storage is full

Cause: The limit of the file's tag name storage has been reached.

Action: Remove any unused tags on this file and try the command again.

ADVM-03318: unable to set tag name "*string*" because this name is reserved

Cause: The tag name specified is reserved.

Action: Choose another tag name which is not reserved.

ADVM-03319: Set tag on file: *string*

Cause: Informational

Action: None

ADVM-03320: Removing tag(s) on file: *string*

Cause: Informational

Action: None

ADVM-03321: The ADVM compatibility attribute for the diskgroup is below the required version (*string*) for the 'acfsutil tag' commands.

Cause: The 'acfsutil tag' command was rejected because the ADVM disk group compatibility had not been upgraded to the indicated version, which is required for that command.

Action: Use the Oracle ASM Configuration Assistant (ASMCA) tool or the SQL ALTER DISKGROUP statement to upgrade the disk group compatibility (COMPATIBLE.ADVM attribute) to the specified version and then re-issue the original command. If the disk group compatibility cannot be upgraded, update the ACFS compatibility using the 'acfsutil compat set' command and then re-issue the original command.

ADVM-03322: The ADVM compatibility attribute for the diskgroup is below the required version (*string*) for the 'acfsutil repl' commands.

Cause: The 'acfsutil repl' command was rejected because the ADVM disk group compatibility had not been upgraded to the indicated version, which is required for that command.

Action: Use the Oracle ASM Configuration Assistant (ASMCA) tool or the SQL ALTER DISKGROUP statement to upgrade the disk group compatibility (COMPATIBLE.ADVm attribute) to the specified version and then re-issue the original command. If the disk group compatibility cannot be upgraded, update the ACFS compatibility using the 'acfsutil compat set' command and then re-issue the original command.

ADV-03323: *stringc* option requires the *stringt* option

Cause: The 'c' option was specified without the 't' option. The 'c' option invokes case insensitive substring matching on the tag names specified using the 't' option.

Action: To use the 'c' option, add the 't' option to specify a tag.

ADV-03324: Unable to obtain metric data for *string*

Cause: An internal ioctl operation to access metric data from ACFS file system failed. This message is accompanied by other message(s) providing details on the error.

Action: Correct the problem indicated by the other message(s). If the cause of the problem is unclear, contact Oracle Support Services.

ADV-03344: Error, *strings* option with repetition interval applied to multiple file systems.

Cause: A request to report file system statistics periodically was rejected because it applied to multiple file systems. A single file system must be specified explicitly when supplying the 's' option with a time interval.

Action: Reissue the request specifying a single file system or omitting the repetition interval.

ADV-03345: cannot reduce accelerator volume size below 256MB

Cause: A size request specified an accelerator volume size less than the minimum allowed.

Action: Specify an accelerator volume size of 256MB or more.

ADV-03346: unable to grow the accelerator volume in support of a request to grow the primary volume

Cause: A size request required growth of the accelerator volume, which failed. This message is accompanied by other messages providing details on the error.

Action: Correct the problem identified by the other messages. If the cause is unclear, contact Oracle Support Services.

ADV-03347: Error, *strings* option with repetition interval applied to multiple file systems (*string*).

Cause: A request to report file system statistics periodically was rejected because it applied to multiple file systems. A single file system must be specified explicitly when supplying the 's' option with a time interval.

Action: Reissue the request specifying a single file system or omitting the repetition interval.

ADV-03348: cannot display file system statistics and individual items at the same time

Cause: An attempt to display file system statistics was rejected because one or more of the -s or -d options were specified with the -o option. The display of statistics and the display of individual items are mutually exclusive.

Action: Retry the command specifying either the -o option for individual items or the -s or -s and -d for statistics.

ADVM-03349: cannot display detailed file system statistics without specifying the statistics option

Cause: An attempt to display file system statistics was rejected because the -d option was specified without the -s option. The detail option -d augments the -s option and cannot be used alone.

Action: Retry the command with both -s and -d options.

ADVM-03350: cannot display file system statistics and fragmentation at the same time

Cause: An attempt to display file system statistics was rejected because the -s option was specified with the -f option. The display of statistics and the display of fragmentation are mutually exclusive.

Action: Retry the command specifying either the -s option for statistics or the -f option for fragmentation.

ADVM-03351: cannot display file system fragmentation and individual items at the same time

Cause: An attempt to display file system fragmentation was rejected because the -f option was specified with the -o option. The display of fragmentation and the display of individual items are mutually exclusive.

Action: Retry the command specifying either the -f option for fragmentation or the -o option for individual items.

ADVM-03352: cannot display file system fragmentation without specifying the fragmentation option

Cause: An attempt to display file system fragmentation was rejected because the -v option was specified without the -f option. The verbose option -v augments the -f option and cannot be used alone.

Action: Retry the command with both -f and -v options.

ADVM-03353: invalid count value supplied

Cause: An attempt to display file system statistics was rejected because a zero or negative integer was provided for the count argument.

Action: Retry the command with a positive integer for the statistics count.

ADVM-03450: Continue to panic the cluster [y | n] ?

Cause: The 'acfsutil panic' command was issued to panic the cluster.

Action: Respond Y(yes) to proceed or N(no) to cancel.

ADVM-03451: Continue to panic the system [y | n] ?

Cause: The 'acfsutil panic' command was issued to panic the system.

Action: Respond Y(yes) to proceed or N(no) to cancel.

ADVM-03452: failed to move file or directory from *string* to *string*

Cause: An attempt to rename a file or directory failed because the target was an existing, populated directory or the user permissions were insufficient to perform the operation.

Action: Retry the operation after removing the target files or correcting the permissions.

ADVM-03500: Unable to access kernel persistent log entries.

Cause: Could not get or set persistent log configuration data.

Action: Make sure that the Oracle kernel drivers are loaded/started (run 'acfsdriverstate loaded'). If loaded/started, make sure that you have root/administrator privileges.

ADVM-03501: The 'query' option may not be used with any other options.

Cause: Additional options to 'query' were specified on the command line.

Action: Do not use any other options with the 'query' option.

ADVM-03502: The specified maximum log file size is less than *number* MB or is greater than *number* MB.

Cause: An invalid log file size was entered on the command line.

Action: Specify a value equal to or greater than the minimum size and equal to or less than the maximum size.

ADVM-03503: The specified interval is less than *number* seconds.

Cause: An invalid interval value was entered on the command line.

Action: Enter an interval value equal to or greater than the minimum.

ADVM-03504: An invalid high water level value (*number* percent) was specified.

Cause: The high water level must be greater than the low water level and less than 100 percent.

Action: Enter a valid high water level value.

ADVM-03505: An invalid low water level value (*number* percent) was specified.

Cause: The low water level must be greater than zero and less than the high water level.

Action: Enter a valid low water level value.

ADVM-03506: The selected percentage does not generate an even integer. Changing to *number* percent.

Cause: The specified percentage of the buffer size generates a remainder.

Action: None. Informational.

ADVM-03507: The specified buffer size is less than *number* KB or is greater than *number* KB.

Cause: An invalid buffer size value was entered on the command line."

Action: Enter a value equal to or greater than the minimum or equal to or less than the maximum size.

ADVM-03508: The specified maximum number of log files is less than *number* or greater than *number*.

Cause: An invalid maximum number of log files was entered on the command line.

Action: Specify a value equal to or greater than the minimum and equal to or less than the maximum.

ADVM-03509: *string* is not a Grid infrastructure home.

Cause: An invalid Grid infrastructure home was entered on the command line.

Action: Specify a valid Grid infrastructure home.

ADVM-03510: There are more log files on the system than are being configured. Removing the oldest files.

Cause: A new, lower, maximum number of allowable OKS persistent log files was configured and there are currently more log files on the system. Deleting the oldest files."

Action: None. Informational.

ADVM-03511: Deleting *string*.

Cause: A log file was deleted to satisfy the new configuration.

Action: None. Informational.

ADVM-03512: Renaming *string* to *string*.

Cause: A log file was renamed to place it in time modified sequential order.

Action: None. Informational.

ADVM-03513: The OKS persistent log configuration settings cannot be queried.

Cause: The OKS persistent log was not running.

Action: Start the log with 'acfsutil plogconfig -d *gridhome*'.

ADVM-03514: The directory '*string*' can not be converted to an absolute path.

Cause: A directory name was specified that could not be converted to an absolute path. The name was either an invalid relative path or, on Windows, included an invalid drive letter.

Action: Specify the directory name in the form of an absolute path. On Windows, the absolute path includes the drive letter.

ADVM-03528: failed to determine Oracle Base

Cause: The operation to retrieve the Oracle Base location failed. This message is accompanied by other message(s) providing details on the error.

Action: Correct the problem indicated by the other message(s). If the solution is not clear, contact Oracle Support Services.

ADVM-03529: Warning: The '*d*' option was specified with an argument, which is no longer used - argument ignored.

Cause: 'acfsutil plogconfig' now gets the log location internally. The specified log location was ignored and the command continued using the internally derived location.

Action: None

ADVM-03530: The '*terminate*' option may not be used with any other options.

Cause: Conflicting options were specified on the command line.

Action: Do not use any other options with the '*terminate*' option.

ADVM-03539: Base time stamp not found in log file.

Cause: Informational. The likely cause is that the running OKS driver is an older version that does not support time stamp conversion.

Action: None

ADVM-03540: The specified interval is greater than *number* seconds.

Cause: An invalid interval value was entered on the command line.

Action: Enter an interval value equal to or less than the maximum.

ADVM-03541: The symbolic link '*string*' to '*string*' cannot be created.

Cause: Likely, the link name was a non-empty directory. OKS persistent logging was started but no symbolic was created to the target directory.

Action: If a symbolic link is desired, delete the link target and its contents and reissue the command.

ADVM-03542: The specified OKS log directory '*string*' is invalid because it is NFS mounted.

Cause: The specified logging directory was NFS mounted.

Action: Enter a node local location for the OKS log.

ADVM-03543: The OKS persistent log is not active.

Cause: The OKS persistent log was not running.

Action: Start the log with 'acfsutil plogconfig -d [*log_dir*]'

ADVM-03544: Directory '*string*' exists as a file.

Cause: An OKS persistent log directory could not be created because it exists as a file.

Action: Either delete the file or choose another directory name.

ADVM-03545: The input text is longer than the maximum of *number* bytes.

Cause: The command failed because input text was too long.

Action: Retry the command using a text string shorter than the indicated maximum size.

ADVM-03546: failed to update the debug levels for the specified binary log

Cause: The 'acfsutil blog' command encountered an error while attempting to update the binary log debug levels.

Action: Check the OKS log for details, correct the error, and retry command.

ADVM-03602: Plug-in is already enabled on '*string*'

Cause: An attempt was made to enable the plug-in when it is already enabled.

Action: First disable the plug-in then retry the command.

ADVM-03603: Plug-in is not enabled on '*string*'

Cause: A plug-in command was attempt when the plug-in is not enabled.

Action: Enable the plug-in and then retry the command.

ADVM-03604: Unable to perform plug-in operation on '*string*'

Cause: The plug-in operation failed. This message is accompanied by other message(s) providing details on the error.

Action: Correct the problem indicated by the other message(s). If the solution is not clear, contact Oracle Support Services.

ADVM-03610: Invalid plug-in metric type: *string*

Cause: An invalid plug-in metric type was specified.

Action: Enter a valid metric type from the following list: acfsmetric1, acfsmetric2

ADVM-03611: Invalid interval specified.

Cause: An invalid interval was specified.

Action: Enter a valid interval between 1 and 3600 seconds.

ADVM-03612: Unable to retrieve list of plug-in enabled tags.

Cause: ACFS was unable to retrieve the list of tags for which the plug-in is collecting metrics. This message is accompanied by other message(s) providing details on the error.

Action: Correct the problem indicated by the other message(s). If the solution is not clear, contact Oracle Support Services.

ADVM-03613: Unable to write plug-in config file.

Cause: ACFS was unable to write the plug-in config file to disk.

Action: Try the command again. If the problem persists, contact Oracle Support Services.

ADVM-03614: Plug-in cannot be enabled for more than *number* tags.

Cause: An attempt was made to enable the plug-in for more than the maximum allowed number of tags.

Action: Enable plug-in with fewer tags.

ADVM-03615: An error occurred when copying the list of tags.

Cause: This is an internal error.

Action: Try the command again. If the problem persists, contact Oracle Support Services.

ADVM-03621: missing plug-in metric type

Cause: No plug-in metric type was specified.

Action: Enter a valid metric type from the following list: "acfsmetric1"

ADVM-03623: unable to modify the ACFS registration for mount point '*string*'

Cause: Could not modify the ACFS registration for the specified mount point.

Action: Examine the accompanying error messages and respond accordingly. If the solution is not clear, contact Oracle Support Services.

ADVM-03624: unable to modify registration for ACFS volume '*string*'

Cause: Could not modify the ACFS registration for the ACFS volume.

Action: Examine the accompanying error messages and respond accordingly. If the solution is not clear, contact Oracle Support Services.

ADVM-03626: invalid combination of -C and -f options

Cause: The 'acfsutil log' command was issued with both the -f and -C options. This is a conflict, because the log file names are pre-specified for -C and may not be specified using -f.

Action: Re-issue the 'acfsutil log' command with only the desired option. With -C, the log files will be generated in the persistent log directory in the form yymmddhhmmss.log. With -f the specified name will be used.

ADVM-03627: logging behavior change specified with cluster option

Cause: The 'acfsutil log' command was issued with both the -C option and an option that modifies the logging behavior.

Action: Re-issue the 'acfsutil log' command without the -C option to modify the ACFS logging behavior. To create logs on all cluster nodes, issue 'acfsutil log -C' with no other options.

ADVM-03637: corruption detected in log file '*string*'

Cause: The 'acfsutil logconvert' command detected a corrupted log entry.

Action: Examine the log file manually and, if a single line is corrupted, remove that line and re-issue the command. For systemic corruption, log file recovery may not be possible.

ADVM-03641: auto-resize increment below minimum *numberG*

Cause: An attempt to update auto-resize settings specified an auto-resize increment less than the minimum allowed.

Action: Retry the command using a bigger auto-resize increment.

ADVM-03643: failed to update auto-resize settings

Cause: The ACFS driver was unable to update the auto-resize settings.

Action: Ensure that your compatible.advm setting allows auto-resize and then re-issue the command.

ADVM-03644: No auto-resize increment is currently configured.

Cause: An attempt was made to set an auto-resize maximum when no auto-resize increment was set.

Action: Specify an auto-resize increment when specifying a maximum.

ADVM-03645: File system of size *number string* requires an accelerator volume of size *number string* for best performance, which is larger than the current accelerator volume size *number string*.

Cause: The file system was resized such that the accelerator volume size was then below the minimum size recommended for best performance.

Action: Run 'acfsutil size' to shrink the file system to the recommended size, or to increase the accelerator volume size to the recommended size.

ADVM-03655: Too many read failures on device *string*. Exiting.

Cause: An attempt to retrieve the metadata from the indicated device was terminated because there were too many read errors. The accompanying error messages provide additional failure details.

Action: Attempt to correct the issues indicated by the accompanying messages and retry. If unable to make progress, contact Oracle Support Services.

ADVM-03656: invalid compression unit size: *number* bytes\n Valid compression unit sizes are *string* bytes.

Cause: An invalid value for compression unit size was provided.

Action: Specify a valid value for compression unit size with the -c option and retry.

ADVM-03657: Directory *string* is not on an ACFS Volume.

Cause: The specified output directory was not located on an ACFS Volume.

Action: Specify an output directory on an ACFS Volume and retry.

ADVM-03658: Too many file names were specified.

Cause: There were too many file names for the the options being used.

Action: Consult the command inline help or the product documentation for command argument details.

ADVM-03659: No files to copy were specified.

Cause: There were no file names to copy specified.

Action: Consult the command inline help or the product documentation for command argument details.

ADVM-03660: Compression is not enabled on the volume containing directory *string*.

Cause: The target ACFS volume did not have compression enabled.

Action: Enable compression on the volume and retry, or use the -u option.

ADVM-03662: partial write during copy of file *string*

Cause: A write to the volume during file copy failed. This message is accompanied by other messages providing details on the error.

Action: Correct the problem indicated by the other messages. If the cause of the problem is unclear, contact Oracle Support Services.

ADVM-03671: failed to set compression information for file *string*

Cause: An internal ioctl operation to set compression information for a file failed. This message is accompanied by other messages providing details on the error.

Action: Correct the problem indicated by the other messages. If the cause of the problem is unclear, contact Oracle Support Services.

ADVM-03674: Pathname *string* is not a directory.

Cause: The pathname following the -r option was not a directory.

Action: Specify a directory for a recursive copy and retry.

ADVM-03676: Pathname *string* is not a directory or a regular file.

Cause: The pathname provided was not a directory or a regular file.

Action: Retry the command using only directory or file names on the command line.

ADVM-03677: no output directory specified

Cause: No output directory was found in the command line.

Action: Provide the name of an existing directory and retry.

ADVM-03678: too many directories specified

Cause: The parameters provided contain more directories than expected for the options used.

Action: Consult the command inline help or the product documentation for command argument details.

ADVM-03679: File *string* is a file type that cannot be compressed.

Cause: The file specified with the -c option was a type of file that cannot be compressed.

Action: Retry the command without the -c option.

ADVM-03682: File system path *string* is not a regular file.

Cause: The specified path name was not a regular file.

Action: Specify the path of a regular file to copy.

ADVM-03683: File system path *string* is not a directory.

Cause: The last path name specified was not a directory.

Action: Specify a file system directory for the last command line argument.

ADVM-03684: File *string* with internal block size *string* bytes is being compressed with compression unit size *string* bytes. It will not be usable by the RDBMS.

Cause: The file was copied with a compression unit size that prevents the database from using it.

Action: If the copy is intended to be used by the database, it must be compressed with a compression unit size equal to the internal block size. In this case, use the `-c` option with a value equal to the internal block size and retry the command.

ADVM-03685: File system path *string* cannot be converted to an absolute path.

Cause: A path name was specified that could not be converted to an absolute path. The name was either an invalid relative path or, on Windows, included an invalid drive letter.

Action: Specify the path name in the form of an absolute path. On Windows, the absolute path includes the drive letter.

ADVM-03691: successful update of mount point '*string*' to ACFS compatibility level with *number.number.number.number.numberstring* release stream

Cause: Informational.

Action: None

ADVM-03692: Failed to update ACFS compatibility level for mount point '*string*'. The active ACFS compatibility level (*number.number.number.number.numberstring*) is a higher release than the requested release.

Cause: The internal `ioctl` operation to set ACFS compatibility level for a mounted file system failed because the active ACFS compatibility level is higher than the requested release stream.

Action: Select a supported release stream that is higher than the active ACFS compatibility level and retry the `'acfsutil compat set'` command.

ADVM-03693: failed to get ACFS compatibility level for mount point '*string*'

Cause: An internal `ioctl` operation to get the ACFS compatibility level for a mounted file system failed. This message is accompanied by other messages providing details on the error.

Action: Correct the problem indicated by the other messages. If the cause of the problem is unclear, contact Oracle Support Services.

ADVM-03695: Invalid release supplied. Requested version of *number.number.number.number.number* exceeds the active version of the cluster (*number.number.number.number.number*).

Cause: The release supplied was higher than the active version of the cluster.

Action: If the cluster is in the process of a rolling upgrade, verify the target version of the upgrade and wait until the upgrade has completed to retry the command. If the cluster is not in the process of a rolling upgrade, the supplied release will not be supported until the cluster has been upgraded to a sufficient release.

ADVM-03696: Invalid release supplied.

Cause: The supplied release was invalid.

Action: Verify that the supplied release follows the Oracle version syntax (For example, 12.2.0.0.0) and retry the command.

ADVM-03697: The ACFS compatibility level must be set to *number.number.number.number.number* or higher to proceed.

Cause: The specified ACFS compatibility level was too low to support the supplied list of options.

Action: Retry the mkfs command with a release passed to the -c option that is equal to or exceeds the required version displayed in the message.

ADVM-03700: failed to set ACFS compatibility level for mount point '*string*'

Cause: An internal ioctl operation to set ACFS compatibility level for a mounted file system failed. This message is accompanied by other messages providing details on the error.

Action: Correct the problem indicated by the other messages. If the cause of the problem is unclear, contact Oracle Support Services.

ADVM-03731: The Oracle ADVM compatibility level for the disk group is less than the required version 12.2 for auto-resize.

Cause: An attempt to enable auto-resize was rejected because the ADVM disk group compatibility level had not been upgraded to the indicated version, which is required for that command.

Action: Ensure that the compatible.advm setting is at least 12.2.0.0.0 and then re-issue the command.

ADVM-04001: Failed to open path *string*. Verify that *string* exists.

Cause: Path could not be opened.

Action: Verify the path is accessible before retrying.

ADVM-04002: unable to allocate a buffer

Cause: A request for process virtual memory by acfsdismount command failed. This message is accompanied by other message(s) providing details on the error.

Action: Correct the problem indicated by the other message(s). If possible, change options to reduce required memory and/or take steps to increase memory available to the process. Otherwise, report this error to Oracle Support Services.

ADVM-04011: Failed to open volume *string*. Verify that *string* exists.

Cause: Volume could not be opened.

Action: Verify the ASM instance is operational and the volume is enabled and accessible before retrying.

ADVM-04013: acfsdismount /all operation did not complete. Unable to retrieve a mount point from the list of active ACFS file systems to dismount. It is possible that not all file systems were dismounted.

Cause: Failed to obtain the next file system to dismount.

Action: Use acfsmountvol to determine if there are any file systems still mounted and reissue 'acfsdismount /all' if necessary.

ADVM-04032: removing administrative network share for mount point *string* at share name '*string*'

Cause: Informational

Action: None

ADVM-04033: administrative network share '*string*' does not share mount point *string* as expected

Cause: Attempted to remove the administrative network share associated with the specified ACFS mount point, but the network share does not share the specified ACFS mount point as expected.

Action: Examine the network share at the specified share name. If the network share shares an unmounted ACFS file system, manually remove the network share using 'net share *share name* /delete'

ADVM-04034: administrative network share for mount point *string* does not exist at share name '*string*'

Cause: Informational

Action: None

ADVM-04035: retrieving information for administrative network share '*string*' failed

Cause: While removing the administrative network share associated with the specified ACFS mount point, failed to retrieve information on the administrative network share. This message is accompanied by other messages providing details on the error.

Action: Check for a network share at the specified share name. If a network share exists at the specified share name and it shares an unmounted ACFS file system, manually remove the network share using 'net share *share name* /delete'

ADVM-04036: removing administrative network share for mount point *string* at share name '*string*' failed

Cause: Failed to remove the administrative network share associated with the specified ACFS mount point. This message is accompanied by other messages providing details on the error.

Action: Manually remove the administrative network share at the specified share name using 'net share *share name* /delete'

ADVM-04037: could not remove administrative network share for mount point *string* at share name '*string*'

Cause: Failed to remove the administrative network share associated with the specified ACFS mount point. This message is accompanied by other messages providing details on the error.

Action: Correct the error indicated by the accompanying messages.

ADVM-04038: Volume *string* is still mounted. Dismount will complete as soon as activity ceases on the file system.

Cause: At the conclusion of the file system dismount request, the file system was still mounted. This could be a result of open files on the mount point. The dismount will finish as soon as activity ceases on the file system.

Action: To force dismount to complete, terminate any processes or applications that are using the file system.

ADVM-04058: Ignoring unsupported ACFS command option: '*string*'

Cause: An unsupported 'umount.acfs' command option was specified.

Action: No action required. The unmount will proceed without the option.

ADVM-04150: unable to retrieve mount point information from the ACFS driver
Cause: During unmount processing, an attempt to retrieve mount point information from the ACFS driver failed.

Action: Verify the mount point is a valid ACFS file system before retrying the unmount command. If the problem persists, contact Oracle Support Services.

ADVM-04151: unmount of mount point *string* failed

Cause: The file system unmount failed. This message is accompanied by other message(s) providing details on the error.

Action: Correct the problem indicated by the other message(s). If the cause of the problem is unclear, contact Oracle Support Services.

ADVM-05001: must specify 'primary' or 'standby'

Cause: Command syntax requires 'primary' or 'standby' argument.

Action: At command line, indicate primary or standby for replication command.

ADVM-05002: must provide an Oracle Net alias to the primary replication site

Cause: The Oracle Net alias to connect to the primary replication site was not specified.

Action: Provide Oracle Net alias to connect to the primary replication site.

ADVM-05003: must provide a primary mount point

Cause: The mount point on the replication primary site for the file system to be replicated was not provided.

Action: Provide an existing mount point on the primary site for the file system to be replicated.

ADVM-05004: cannot allocate a list of tag names

Cause: A request for process virtual memory failed. This message is accompanied by other message(s) providing details on the error.

Action: Correct the problem indicated by the other message(s). If possible, change options to reduce required memory and/or take steps to increase memory available to the process. Otherwise, report this error to Oracle Support Services.

ADVM-05005: invalid tag name: *string*

Cause: User specified a tag name that has incorrect syntax.

Action: See the platform specific Oracle documentation for correct syntax for ACFS tag names.

ADVM-05006: unable to initialize replication process data structures

Cause: Failed to determine path names for replication directories.

Action: Verify the specified mount point is an ACFS file system.

ADVM-05007: cannot initialize interrupt signal handler

Cause: The system could not initialize the mechanism to handle interrupts.

Action: Contact Oracle Support Services.

ADVM-05008: cannot lock file *string* to serialize ACFS replication commands

Cause: Failed to open and lock the specified file. This message accompanied by other message(s) providing details on the error.

Action: Correct the problem indicated by the other message(s). If the cause of the problem is unclear, contact Oracle Support Services.

ADVM-05009: ACFS replication initialization is already in progress.

Cause: Initialization was in progress on the replication site.

Action: Wait for the other initialization on replication site to complete.

ADVM-05010: ACFS replication initialization is still in progress.

Cause: The command cannot be run until replication initialization completes.

Action: Monitor initialization progress with the 'acfsutil repl info' command.

ADVM-05011: cannot open directory: *string*

Cause: Failed to open the specified directory. This message is accompanied by other message(s) providing details on the error.

Action: Correct the problem indicated by the other message(s). If the cause of the problem is unclear, contact Oracle Support Services.

ADVM-05012: ACFS replication is already initialized.

Cause: ACFS replication has already been initialized on this system.

Action: Initialization cannot be undone unless replication is terminated or the file system is reformatted.

ADVM-05013: ACFS replication cannot be initialized.

Cause: This message is accompanied by other message(s) providing details on the error.

Action: Correct the problem indicated by the other message(s). If the cause of the problem is unclear, contact Oracle Support Services.

ADVM-05014: cannot verify replication configuration

Cause: This message is accompanied by other message(s) providing details on the error.

Action: Correct the problem indicated by the other message(s). If the cause of the problem is unclear, contact Oracle Support Services.

ADVM-05015: cannot cleanup replication directories

Cause: The application failed to cleanup from a previous replication instantiation.

Action: Verify user permissions and that the replication directory is available.

ADVM-05016: cannot update replication configuration with new trace level

Cause: The application was unable to communicate with the ACFS driver.

Action: Verify that the ADVM/ACFS drivers are loaded and running.

ADVM-05017: cannot create file: *string*

Cause: The application failed to create the specified file. This message is accompanied by other message(s) providing details on the error.

Action: Correct the problem indicated by the other message(s). If the solution is not clear, contact Oracle Support Services.

ADVM-05018: cannot get primary ADVM volume information for *string*

Cause: The application failed to get the ADVM volume path for the mounted ACFS file system.

Action: Verify that the file system is mounted and of type ACFS.

ADVM-05019: cannot allocate space for the ADVM volume path

Cause: A request for process virtual memory failed. This message is accompanied by other message(s) providing details on the error.

Action: Correct the problem indicated by the other message(s). If possible, change options to reduce required memory and/or take steps to increase memory available to the process. Otherwise, report this error to Oracle Support Services.

ADVM-05020: cannot start replication daemons

Cause: CRS has failed to start the replication daemons.

Action: Verify that CRS is running. Check the CRS logs to determine why the replication daemons failed to start.

ADVM-05021: cannot stop replication daemons

Cause: CRS has failed to stop the replication daemons.

Action: Verify that CRS is running. Check the CRS logs to determine why the replication daemons failed to stop.

ADVM-05022: internal CRS error

Cause: The application failed to initialize communication with CRS.

Action: Verify that CRS is running. Check the CRS logs to determine why the replication daemons failed to start.

ADVM-05023: error checking for file: *string*

Cause: Informational

Action: None

ADVM-05024: The standby replication site is initialized. ACFS replication will begin.

Cause: Informational

Action: None

ADVM-05025: waiting for the standby replication site to initialize

Cause: Informational

Action: None

ADVM-05026: caught interrupt; ACFS replication initialization is shutting down.

Cause: Informational

Action: None

ADVM-05027: cannot remove file: *string*

Cause: File system was not accessible.

Action: Verify the ASM instance is operational and the state of the file system using 'acfsutil info fs' before retrying the command.

ADVM-05028: cannot obtain current time for events log

Cause: The application failed to get the current time for logging.

Action: Contact Oracle Support Services.

ADVM-05029: cannot write to the events log

Cause: The application failed to write to the specified file. This message is accompanied by other message(s) providing details on the error.

Action: Correct the problem indicated by the other message(s). If the solution is not clear, contact Oracle Support Services.

ADVM-05030: cannot clean up configuration file

Cause: Initialization failed and the configuration file created during failed initialization could not be removed.

Action: Contact Oracle Support Services.

ADVM-05031: standby file system is not empty

Cause: The file system was not empty.

Action: Use an empty standby file system; either reformat the file system or remove all files and directories under *standby mount point* /.

ADVM-05032: unable to determine user permissions

Cause: An error occurred attempting to acquire the user permissions. This message is accompanied by other message(s) providing details on the error.

Action: Correct the problem indicated by the other message(s). Otherwise, report this error to Oracle Support Services.

ADVM-05033: must provide a standby mount point

Cause: A mount point on the standby replication site was not provided.

Action: Provide an existing mount point with an empty file system on the standby replication site.

ADVM-05034: cannot obtain path for directory: *string*

Cause: The application failed to locate the specified directory.

Action: Verify that the replication directory is available.

ADVM-05035: cannot open file for write: *string*

Cause: The application failed to open the specified file. This message is accompanied by other message(s) providing details on the error.

Action: Correct the problem indicated by the other message(s). If the solution is not clear, contact Oracle Support Services.

ADVM-05036: cannot write to file: *string*

Cause: The application failed to write to the specified file. This message is accompanied by other message(s) providing details on the error.

Action: Correct the problem indicated by the other message(s). If the solution is not clear, contact Oracle Support Services.

ADVM-05037: cannot move file *string* to directory *string*

Cause: The application failed move the specified file.

Action: Verify that the replication directory is available.

ADVM-05038: cannot register Oracle Net service name

Cause: Unable to register the Oracle Net service name with the ASM instance.

Action: Verify the ASM instance is operational and the state of the file system using 'acfsutil info fs' before retrying the command.

ADVM-05039: cannot unregister Oracle Net service name

Cause: Unable to unregister the Oracle Net service name from the ASM instance.

Action: Verify the ASM instance is operational and the state of the file system using 'acfsutil info fs' before retrying the command.

ADVM-05040: cannot obtain Oracle Net service name from alias provided

Cause: Unable obtain the Oracle Net service name from the Oracle Net alias provided on the command line.

Action: Verify that the Oracle Net alias exists and is properly formed.

ADVM-05041: Oracle Net service name is greater than *string* bytes

Cause: The Oracle Net service name specified for replication is greater than the maximum allowed.

Action: Reduce the size of the Oracle Net service name being used for replication.

ADVM-05042: insufficient privileges to perform replication command. Administrator access is required.

Cause: The caller does not have sufficient privileges to perform the replication command.

Action: Execute the replication command from a user with administrator access.

ADVM-05043: insufficient privileges to perform replication command. ASM administrator group access is required.

Cause: The caller does not have sufficient privileges to perform the replication command.

Action: Execute the replication command from a user with ASM administrator group access.

ADVM-05044: cannot obtain node name

Cause: Unable to get local node name through CRS.

Action: Verify that CRS is running.

ADVM-05045: invalid interval specified for replication statistics

Cause: The caller specified an invalid time interval for replication statistics.

Action: Verify the syntax of the time interval using 'acfsutil repl info' help flag and retry.

ADVM-05046: invalid date range specified for replication statistics

Cause: The caller specified an invalid date range for replication statistics.

Action: Verify the syntax of the date range using 'acfsutil repl info' help flag and retry.

ADVM-05047: time specified is in the future

Cause: The caller specified a date in the future.

Action: Verify the time specified is before the current time.

ADVM-05048: start time specified is newer than the end time specified

Cause: The caller specified a date range where the start time was more recent the end time.

Action: Verify the start time is before the end time.

ADVM-05049: validating the remote connection

Cause: Informational

Action: None

ADVM-05050: remote connection cannot be established

Cause: The user name, password, or Oracle Net alias used to connect to the remote site was not correct or the remote site was unreachable.

Action: Verify the connection information is correct and the status of the remote site.

ADVM-05051: remote connection has been established

Cause: Informational

Action: None

ADVM-05052: standby replication site requires reinitialization

Cause: Initialization was unable to complete on the primary replication site and left the standby replication site in an indeterminate state.

Action: On the standby replication site, run 'acfsutil repl terminate' and 'acfsutil repl init' before retrying initialization on the the primary replication site.

ADVM-05053: replication's Oracle Net service name conflicts with the existing ASM service name

Cause: The service name for replication specified in the Oracle Net alias conflicts with the Oracle Net service name that ASM uses.

Action: Review the Oracle Net alias for replication in tnsnames.ora and use a different service name for the replication alias.

ADVM-05054: standby replication file system is mounted on more than one cluster node

Cause: The standby replication file system was mounted on more than one node in the cluster.

Action: Unmount the file system on all but one node on the standby replication site and retry the initialization.

ADVM-05055: invalid connection string for the primary replication site

Cause: The user name, password, or Oracle Net alias used to connect to the primary replication site was not correct or was unreachable.

Action: Verify the connection information is correct and the status of the primary replication site.

ADVM-05056: invalid connection string for the standby replication site

Cause: The user name, password, or Oracle Net alias used to connect to the standby replication site was not correct or was unreachable.

Action: Verify the connection information is correct and the status of the standby replication site.

ADVM-05058: command issued on the incorrect replication site

Cause: The command was issued on the incorrect replication site.

Action: Verify the command syntax. If issued on the primary file system, reissue on the standby file system. If issued on the standby file system, reissue on the primary file system.

ADVM-05059: ACFS replication not initialized

Cause: ACFS replication information cannot be retrieved as replication has not been initialized.

Action: None

ADVM-05060: waiting for ACFS replication to terminate

Cause: Informational

Action: None

ADVM-05061: ACFS replication command interrupted

Cause: Informational

Action: None

ADVM-05062: cannot query CRS resource

Cause: The application failed to communicate with CRS.

Action: Verify that CRS is running. Check the CRS logs to determine why the CRS resource is not responding.

ADVM-05063: cannot relocate CRS resource

Cause: The application failed to relocate CRS resource.

Action: Verify that CRS is running. Check the CRS logs to determine why the CRS resource cannot be relocated.

ADVM-05064: the service name '*string*' is not registered on the standby site

Cause: Possible causes include: 1.) Replication was not initialized on the standby site. 2.) Mismatched service names. If the -c option is not used, the service name specified in the alias for the standby file system did not match the service name specified for the primary file system in the alias on the standby site. 3.) The alias for the standby site referred to the wrong set of nodes.

Action: Possible actions include: 1.) Verify replication is initialized on the standby site. 2.) Verify the service name used to connect to the standby site matches the one registered on the standby site. Run 'lsnrctl status' on the standby site to verify. 3.) Verify that the nodes listed in the standby alias have the standby file system mounted.

ADVM-05065: cannot transfer files to the standby file system '*string*'

Cause: Possible causes include: 1.) The standby mount point did not exist or was not an ACFS file system. 2.) The standby file system was full.

Action: Possible actions include: 1.) Verify that the standby mount point exists and is an ACFS file system. 2.) Verify that there is free space on the standby file system.

ADVM-05066: ACFS replication is already paused

Cause: ACFS replication was paused by a previous call.

Action: None

ADVM-05067: cannot rename file *string* to *string* in directory *string*

Cause: The application failed to rename the specified file.

Action: Verify that the replication directory is available.

ADVM-05068: ACFS replication has not been paused

Cause: ACFS replication was not paused. Resume operation is not needed.

Action: None

ADVM-05069: ACFS replication update must specify at least one attribute

Cause: The command to update the replication configuration did not specify any attributes to update.

Action: Specify at least one replication attribute to be updated.

ADVM-05070: command must be run on the primary replication site

Cause: 'acfsutil repl update' command was not run on the primary replication site.

Action: Execute 'acfsutil repl update' on the primary replication site.

ADVM-05071: invalid username or password used to connect to the standby site

Cause: The username or password specified on the command line or in the wallet was incorrect.

Action: Verify the username and password are correct when connecting to the standby site.

ADVM-05072: cannot open events file *string*

Cause: Failed to open events log file.

Action: Verify the ASM instance is operational and the state of the file system using 'acfsutil info fs' before retrying the command.

ADVM-05073: cannot query events log file

Cause: Failed to query events log file.

Action: Verify the ASM instance is operational and the state of the file system using 'acfsutil info fs' before retrying the command.

ADVM-05075: cannot terminate replication

Cause: Failed to terminate replication.

Action: Verify the ASM instance is operational and the state of the file system using 'acfsutil info fs' before retrying the command.

ADVM-05076: unable to determine CRS user/group

Cause: The application failed to determine CRS user and/or group.

Action: Verify that CRS is running. Check the CRS logs to determine why the CRS user and/or group cannot be determined.

ADVM-05077: could not complete replication synchronization

Cause: Failed to complete synchronization of primary and standby replication sites.

Action: Verify the ASM instance is operational and the state of the file system using 'acfsutil info fs' before retrying the command.

ADVM-05078: failed to synchronize primary and standby replication sites

Cause: Failed to synchronize replication sites.

Action: Verify the ASM instance is operational and the state of the file system using 'acfsutil info fs' before retrying the command.

ADVM-05079: waiting for replication update to complete

Cause: Informational

Action: None

ADVM-05083: Initialization of the primary file system could not complete because the standby is already configured for replication.

Cause: The standby file system was not expecting initialization data from this primary. Possible causes include: 1. Stale replication state detected on standby file system from a previous instantiation. 2. An incorrect replication standby site was supplied. 3. An incorrect replication standby file system was supplied.

Action: 1. Run 'acfsutil repl terminate' on the standby site for the standby file system before retrying the initialization of the primary. 2. Verify the correct standby site is used. 3. Verify the correct standby file system is used.

ADVM-05084: The replication standby file system has been newly initialized and is refusing files from the primary. The primary may need to be terminated and newly initialized.

Cause: The standby file system was not expecting any data from the primary except initialization data. A possible cause may be the standby file system was terminated and newly initialized, but the primary was not.

Action: Verify the primary site and primary file system. Run 'acfsutil repl terminate' on the primary site for the primary file system before retrying the initialization of the standby.

ADVM-05085: cannot start replication because incompatible ACFS features already exist

Cause: Failed to start replication: Either security or encryption or both is enabled on the file system.

Action: Undo security or encryption or both, then try to initialize replication again. To undo encryption and security respectively: `acfsutil encr set -m mount-point -u acfsutil sec prepare -m mount-point -u`

ADVM-05086: listener is not running on the standby site

Cause: The listener was not started on the remote site or an incorrect node name was specified in the standby alias definition.

Action: Verify the listener is started on the standby site. Check that the standby alias contains the correct node names.

ADVM-05087: The event log does not cover the time range specified.

Cause: The events log did not cover any portion of the time range specified in the command.

Action: Change the time range or use an events log that covers the range specified.

ADVM-05088: replicated file system size is below the minimum of *stringG*

Cause: An attempt was made to initialize replication on a file system that did not have sufficient space.

Action: Resize the file system to at least the minimum size specified.

ADVM-05089: replication statistics cannot be queried on the standby site

Cause: An attempt was made to query the replication statistics on the standby site.

Action: Query the replication statistics from the primary site.

ADVM-05090: interval is greater than *number* years

Cause: The interval specified was greater than the maximum allowed.

Action: Retry the command with a lower interval value.

ADVM-05091: The mount path specified exceeds the maximum length allowed on this platform.

Cause: The specified mount path exceeded the maximum length on this platform.

Action: Use a valid mount path.

ADVM-05092: replicated file system free space is near the minimum threshold of *numberGB* per active node, continuing with initialization

Cause: Initialization of replication was issued on a file system that is near the minimum threshold of free space.

Action: Consider resizing the file system to allow for optimal replication performance.

ADVM-05093: could not retrieve active node count on file system: *string*, error: *number*

Cause: Could not get the number of nodes active on the specified file system.

Action: Verify at least one cluster node has the file system mounted, or address the specified operating system dependent error code provided. If the solution is not clear, contact Oracle Support Services.

ADVM-05094: replicated file system free space is below the minimum of *numberGB* per active node, actual free space left: *numberGB*

Cause: An attempt was made to initialize replication on a file system that did not have sufficient space.

Action: Resize the file system such that free space is at least the minimum size specified.

ADVM-05159: Last sync time with primary: *string*

Cause: Informational

Action: None

ADVM-05170: Cannot initialize replication while the cluster is in rolling migration

Cause: An attempt to initialize replication was rejected because the cluster was in rolling migration. Replication initialization is not allowed during rolling migration.

Action: Complete the rolling migration and then initialize replication.

ADVM-05171: Cannot terminate replication while the cluster is in rolling migration

Cause: An attempt to terminate replication was rejected because the cluster was in rolling migration and the file system was mounted on more than one node.

Action: Either complete the rolling migration and then terminate replication, or unmount this file system on the other nodes and then terminate replication.

ADVM-05172: Replication cannot be terminated because background processes are not running.

Cause: Replication background processes were stopped and cannot finish processing replication data.

Action: Run 'acfsutil repl bg start *mountpoint*' to restart replication background processes and complete the apply of existing replication data, or run 'acfsutil repl terminate standby immediate *mountpoint*' to terminate replication immediately without applying the remaining replication data.

ADVM-05200: Stopping ACFS replication daemons on *string*

Cause: Informational

Action: None

ADVM-05201: Starting ACFS replication daemons on *string*

Cause: Informational

Action: None

ADVM-05202: ACFS replication daemons started successfully on *string*

Cause: Informational

Action: None

ADVM-05203: ACFS replication daemons stopped successfully on *string*

Cause: Informational

Action: None

ADVM-05204: Attempting to restart replication daemons on *string*

Cause: Informational

Action: None

ADVM-05205: Failed to initialize replication because ACFS Security is in use on the standby file system '*string*'.

Cause: ACFS replication initialization failed on the standby file system because ACFS Security was in use on the file system.

Action: If you are sure you want to use the indicated file system as standby, reformat the standby file system and retry the command.

ADVM-05206: Failed to initialize replication on ACFS Security enabled file system '*string*' because ACFS Security is not initialized on the standby site.

Cause: Replication initialization failed on ACFS Security enabled primary file system because ACFS Security was not initialized on the standby site.

Action: There are two possible options based on user's preference. 1. If ACFS Security is desired on primary and standby file systems, follow the below mentioned steps in sequence: a. Terminate replication on standby file system by executing 'acfsutil repl terminate' command. b. Initialize ACFS Security on standby site by executing 'acfsutil sec init' command. c. Reinitialize replication on standby file system by executing 'acfsutil repl init' command. d. Retry 'acfsutil repl init' command on the primary file system. 2. If ACFS Security is not desired on primary and standby file systems, follow the below mentioned steps in sequence: a. Terminate replication on standby file system by executing 'acfsutil repl terminate' command. b. Remove ACFS Security on primary file system by using 'acfsutil sec prepare' command. c. Reinitialize replication on standby file system by executing 'acfsutil repl init' command. d. Retry 'acfsutil repl init' command on the primary file system.

ADVM-05207: A request to initialize replication failed because the primary replication file system is enabled for ACFS Security and standby site is not initialized for ACFS Security.

Cause: A request to initialize replication failed because the primary replication file system was enabled for ACFS Security and standby site was not initialized for ACFS Security.

Action: There are two possible options based on user's preference. 1. If ACFS Security is desired on primary and standby file systems, follow the below mentioned steps in sequence: a. Terminate replication on standby file system by executing 'acfsutil repl terminate' command. b. Initialize ACFS Security on standby site by executing 'acfsutil sec init' command. c. Reinitialize replication on standby file system by executing 'acfsutil repl init' command. d. Retry 'acfsutil repl init' command on the primary file system. 2. If ACFS Security is not desired on primary and standby file systems, follow below mentioned steps in sequence: a. Terminate replication on standby file system by executing 'acfsutil repl terminate' command. b. Remove ACFS Security on primary file system by using 'acfsutil sec prepare' command. c. Reinitialize replication on

standby file system by executing 'acfsutil repl init' command. d. Retry 'acfsutil repl init' command on the primary file system.

ADVM-05208: A request to initialize replication failed because the primary replication file system is enabled for ACFS Encryption and standby site has PKCS wallet.

Cause: Replication initialization failed because the use of PKCS wallet for an ACFS Replication standby site is not supported.

Action: There are two possible options based on user's preference. 1. If ACFS Encryption is desired on primary and standby file systems a. Terminate replication on standby file system by executing 'acfsutil repl terminate' command. b. Convert the PKCS wallet to SSO wallet on standby by executing 'acfsutil keystore migrate' command. c. Reinitialize replication on standby file system by executing 'acfsutil repl init' command. d. Retry 'acfsutil repl init' command on the primary file system. 2. If ACFS Encryption is not desired on primary and standby file systems a. Terminate replication on standby filesystem by executing 'acfsutil repl terminate' command. b. Remove ACFS Encryption on primary filesystem by using 'acfsutil encr set' command. c. Reinitialize replication on standby file system by executing 'acfsutil repl init' command. d. Retry 'acfsutil repl init' command on the primary file system.

ADVM-05209: A request to initialize replication failed because the primary replication file system is enabled for ACFS Encryption and an error occurred in accessing OCR at standby site.

Cause: Internal error.

Action: Contact Oracle Support Services.

ADVM-05210: Failed to initialize replication because ACFS Encryption is in use on the standby file system '*string*'.

Cause: ACFS replication initialization failed on the standby file system because ACFS Encryption was in use on the file system.

Action: If you are sure you want to use the indicated file system as standby, reformat the standby file system to remove encryption and retry the command.

ADVM-05211: Failed to initialize replication on ACFS Encryption enabled file system '*string*' because PKCS wallet existed on standby site.

Cause: Replication initialization failed because the use of PKCS wallet for an ACFS Replication standby site is not supported.

Action: There are two possible options based on user's preference. 1. If ACFS Encryption is desired on primary and standby file systems a. Terminate replication on standby file system by executing 'acfsutil repl terminate' command. b. Convert the PKCS wallet to SSO wallet on standby by executing 'acfsutil keystore migrate' command. c. Reinitialize replication on standby file system by executing 'acfsutil repl init' command. d. Retry 'acfsutil repl init' command on the primary file system. 2. If ACFS Encryption is not desired on primary and standby file systems a. Terminate replication on standby filesystem by executing 'acfsutil repl terminate' command. b. Remove ACFS Encryption on primary filesystem by using 'acfsutil encr set' command. c. Reinitialize replication on standby file system by executing 'acfsutil repl init' command. d. Retry 'acfsutil repl init' command on the primary file system.

ADVM-05212: Failed to initialize replication on ACFS Encryption enabled file system '*string*' because an error occurred in accessing the OCR at standby site.

Cause: Internal error.

Action: Contact Oracle Support Services.

ADVM-05214: Failed to prepare ACFS Security on replication enabled file system '*string*' because ACFS Security is not initialized on the standby site.

Cause: An attempt to prepare ACFS Security on replication enabled file system failed because ACFS Security was not initialized on the standby site.

Action: Initialize ACFS Security on the standby site by executing the 'acfsutil sec init' command and retry the operation.

ADVM-05216: Failed to set ACFS encryption on a replication enabled file system '*string*' because PKCS wallet is not supported as ACFS encryption key store on standby site.

Cause: An attempt to set ACFS encryption on replication enabled file system failed because the standby site was having a PKCS wallet as ACFS encryption key store.

Action: If ACFS encryption is desired on primary and standby file systems follow the steps mentioned below in sequence: a. Convert the PKCS wallet to SSO wallet on standby site by executing the 'acfsutil keystore migrate' command. b. Retry the 'acfsutil encr set' command.

ADVM-05217: Failed to set ACFS Encryption on replication enabled file system '*string*' because an error occurred accessing the OCR at standby site.

Cause: Internal error.

Action: Contact Oracle Support Services.

ADVM-05218: Cannot proceed because another conflicting 'acfsutil' command is in progress.

Cause: The command could not proceed because one of the following 'acfsutil' commands was in progress in the cluster. a. 'acfsutil repl init' b. 'acfsutil sec prepare' c. 'acfsutil encr set' d. 'acfsutil audit enable'

Action: Retry the command after some time.

ADVM-05219: Cannot proceed because CRS stack is not up.

Cause: The command could not proceed because CRS stack was not up.

Action: Verify that Cluster Ready Services (CRS) stack is up by executing 'crsctl check crs' and Cluster Synchronization Services (CSS) is running by executing 'crsctl check css'. If the CRS stack is not up or the CSS is not running, check with the CRS administrator to bring it up. If it does not resolve the problem, contact Oracle Support Services.

ADVM-05220: Cannot proceed because ACFS replication initialization is in progress.

Cause: The command could not proceed because ACFS replication initialization was in progress.

Action: Verify that the ACFS replication initialization is complete by executing 'acfsutil repl info' and retry.

ADVM-05221: Failed to prepare ACFS Security on a replication enabled file system '*string*' because ACFS audit is not initialized on the standby site.

Cause: An attempt to prepare ACFS Security on a replication enabled file system failed because ACFS Audit was not initialized on the standby site.

Action: Initialize ACFS Audit on the standby site by executing the 'acfsutil audit init' command and retry the operation.

ADVM-05222: Failed to initialize replication on ACFS Audit prepared filesystem *string* because ACFS Audit is not initialized on the standby site.

Cause: Replication initialization failed on an ACFS Audit prepared primary file system because ACFS Audit was not initialized on the standby site.

Action: If ACFS Audit is desired on primary and the standby file systems, follow the steps mentioned below in sequence: a. Terminate replication on the standby file system by executing 'acfsutil repl terminate' command. b. Initialize ACFS Audit on the standby site by executing 'acfsutil audit init' command. c. Reinitialize replication on the standby file system by executing 'acfsutil repl init' command. d. Retry 'acfsutil repl init' command on the primary file system.

ADVM-05223: Failed to prepare ACFS Audit on replication enabled file system *string* because ACFS audit is not initialized on the standby site.

Cause: An attempt to prepare ACFS Audit on a replication enabled file system failed because ACFS Audit was not initialized on the standby site.

Action: Initialize ACFS Audit on the standby site by executing the 'acfsutil audit init' command and retry the operation.

ADVM-05224: Failed to prepare ACFS Audit on replication enabled file system *string* because an error occurred accessing the OCR at standby site.

Cause: Internal error.

Action: Contact Oracle Support Services.

ADVM-05226: Failed to set ACFS Encryption on a replication enabled file system *string* because ACFS audit is not initialized on the standby site; moreover, PKCS wallet is not supported as ACFS Encryption key store on the standby site.

Cause: In ACFS Audit initialized cluster, an attempt to set ACFS Encryption on replication enabled filesystem failed because standby site is not ACFS audit initialized and PKCS wallet is not supported as ACFS Encryption key store on the standby site.

Action: follow the steps mentioned below in sequence. a. Initialize ACFS Audit on the standby site by executing 'acfsutil audit init' command. b. Convert the PKCS wallet to SSO wallet on standby by executing 'acfsutil keystore migrate' command. c. Retry command 'acfsutil repl init' on the primary site.

ADVM-05227: Failed to set ACFS Security on a replication enabled file system *string* because ACFS Security is not initialized on the standby site; moreover, ACFS Audit is not initialized on standby site.

Cause: In an ACFS Audit initialized cluster, an attempt to prepare ACFS Security on a replication enabled filesystem failed because the standby site was neither Audit initialized nor Security initialized.

Action: follow the steps mentioned below in sequence. a. Initialize ACFS Audit on the standby site by executing 'acfsutil audit init' command. b. Initialize ACFS Security on the standby site by executing 'acfsutil sec init' command. c. Retry command 'acfsutil repl init' on the primary site.

ADVM-05228: Failed to set ACFS Encryption on a replication enabled file system *string* because ACFS audit is not initialized on the standby site.

Cause: An attempt to set ACFS Encryption on a replication enabled file system failed because ACFS Audit was not initialized on the standby site.

Action: Initialize ACFS Audit on the standby site by executing the 'acfsutil audit init' command and retry the operation.

ADVM-05229: Failed to prepare ACFS Security on replication enabled file system '*string*' because an error occurred accessing the OCR at the standby site.

Cause: Internal error.

Action: Contact Oracle Support Services.

ADVM-05230: Failed to get standby site's encryption state.

Cause: An attempt to get standby site's encryption status failed because standby site was unreachable.

Action: Verify the status of remote site and retry the command.

ADVM-05231: Failed to get standby site's security state.

Cause: An attempt to get standby site's security status failed because standby site was unreachable.

Action: Verify the status of remote site and retry the command.

ADVM-05232: Failed to get standby site's audit state.

Cause: An attempt to get standby site's audit status failed because standby site was unreachable.

Action: Verify the status of remote site and retry the command.

ADVM-05233: Cannot prepare a file system for ACFS Security while the cluster is in rolling migration.

Cause: An attempt to prepare a file system for ACFS Security was rejected because the cluster was in rolling migration. ACFS Security prepare operation is not allowed during rolling migration.

Action: Complete the rolling migration and retry the command.

ADVM-05234: Cannot set ACFS Encryption parameters while the cluster is in rolling migration.

Cause: An attempt to set ACFS Encryption parameters was rejected because the cluster was in rolling migration. ACFS Encryption set operation is not allowed during rolling migration.

Action: Complete the rolling migration and retry the command.

ADVM-05235: Cannot enable ACFS Audit while the cluster is in rolling migration.

Cause: An attempt to enable ACFS Audit was rejected because the cluster was in rolling migration. ACFS Audit enable operation is not allowed during rolling migration.

Action: Complete the rolling migration and retry the command.

ADVM-05354: Clock difference detected between primary and standby replication sites.

Cause: A difference in the system clocks has been detected between the primary and standby replication sites.

Action: Update the time on the primary and standby replication sites to match, and reissue the 'acfsutil repl info -s' command with a new time interval.

ADVM-05356: The Oracle Local Registry, OLR, cannot be accessed to query the software version.

Cause: The OLR is not accessible or is not configured correctly.

Action: Run 'ocrcheck -local' to verify the OLR is accessible and working properly.

ADVM-05500: ACFS replication error. Contact Oracle Support Services. *string*

Cause: An ACFS replication operation failed.

Action: Contact Oracle Support Services.

ADVM-05501: ACFS replication error. Customer action required. *string*

Cause: This message is accompanied by other message(s) providing details on the error.

Action: Correct the problem indicated by the other message(s) immediately. If the cause of the problem is unclear, contact Oracle Support Services.

ADVM-05502: ACFS replication error. System administration needed. *string*

Cause: This message is accompanied by other message(s) providing details on the error.

Action: The replication daemon(s) will try to correct this situation by moving to another node in the cluster, if available. The problem indicated by the other message(s) should be addressed as soon as possible for replication to continue without further error. If the cause of the problem is unclear, contact Oracle Support Services.

ADVM-05503: ACFS replication *string* daemon shutting down. *string*

Cause: This message is accompanied by other message(s) providing details on the error.

Action: Correct the problem indicated by the other message(s). If the cause of the problem is unclear, contact Oracle Support Services.

ADVM-05505: The standby replication file system is full.

Cause: The standby replication file system is out of space.

Action: Resize the standby file system or delete snapshots from the standby file system if any exist; otherwise, replication may not proceed.

ADVM-05506: The primary replication file system is full.

Cause: The primary replication file system is out of space.

Action: Delete unnecessary files from the primary file system to free up space, resize the primary file system, or delete snapshots from the primary if any exist; otherwise, replication may not proceed.

ADVM-05507: The standby replication site failed *number* times to transport replication files from host *string*.

Cause: The replication transport mechanism failed to transport files from the standby replication site.

Action: Make sure the replication transport daemon is running and that proper permissions are set on the replication file systems.

ADVM-05508: The primary replication site failed *number* times to transport replication files from host *string*.

Cause: The replication transport daemon failed to transfer files from the primary replication site.

Action: Make sure the replication transport daemon is running and that proper permissions are set on the replication file systems.

ADVM-05511: The standby replication site host, *string*, is experiencing *number* I/O errors.

Cause: I/O on the standby replication site failed.

Action: Verify the ASM instance is operational and the state of the file system using 'acfsutil info fs' before retrying the command.

ADVM-05512: The primary replication site host, *string*, has experienced *number* I/O errors.

Cause: I/O on the primary replication site failed.

Action: Verify the ASM instance is operational and the state of the file system using 'acfsutil info fs' before retrying the command.

ADVM-05513: replication monitor daemon has detected a problem

Cause: An error log file was received.

Action: Check the ACFS alert logs and 'acfsutil repl info' to determine the cause.

ADVM-05514: The replication monitor daemon has not received receipt or error files within the set threshold.

Cause: The time allowed for receiving receipt or error files has surpassed.

Action: Make sure all replication resources are running using 'acfsutil repl bg info' on both the primary and standby replication sites.

ADVM-05515: The replication monitor received an invalid receipt file and will not process it.

Cause: The receipt file that the replication monitor process received is not valid.

Action: Make sure proper permissions are set on the replication directories and that I/O requests can be processed.

ADVM-05516: The apply daemon failed to regenerate an apply file.

Cause: The apply daemon has requested more than the allowed number of regenerations on an apply file.

Action: Restart the file system replication resource using 'acfsutil repl bg start'.

ADVM-05517: ACFS replication on *string*: *string*

Cause: Informational

Action: None

ADVM-05518: *string* is not an ACFS mount point

Cause: The command required an ACFS mount point for execution.

Action: Retry the command using an ACFS mount point.

ADVM-05519: must provide an Oracle Net alias to the standby replication site

Cause: The Oracle Net alias, which is used to connect to the standby replication site, was not specified.

Action: Provide the Oracle Net alias to connect to the standby replication site.

ADVM-05520: cannot update replication configuration

Cause: The application was unable to communicate with the ACFS driver.

Action: Verify that the ADVM/ACFS drivers are loaded and running.

ADVM-05521: cannot initialize replication configuration

Cause: The application was unable to communicate with the ACFS driver.

Action: Verify that the ADVM/ACFS drivers are loaded and running.

ADVM-05522: Cannot terminate replication. Pending operations are unable to complete because the replication standby file system is full.

Cause: The standby replication file system is full and replication could not complete applying data before terminating.

Action: Resize the standby file system, delete snapshots from the standby file system if any exist, or use 'acfsutil repl terminate immediate' to force a terminate on the standby without applying any outstanding replication data. Any outstanding replication data will be lost if 'acfsutil repl terminate immediate' is issued.

05600-05604 reserved for replication exceptions

ADVM-05605: ACFS replication daemon *string* is exiting due to replication termination. *string*

Cause: Informational

Action: None 05606-05625 reserved for replication exceptions

ADVM-05700: All the tag names specified during the "acfsutil repl init" operation must exactly match those specified on the command line.

Cause: Either at least one tag name was not specified during replication initialization or a specified tag name does not match that used during the "acfsutil repl init" operation.

Action: Use the exact tag names specified during the "acfsutil repl init" operation.

ADVM-05701: Comparing first tree (<<<) to second tree (>>>):

Cause: Informational

Action: None

ADVM-05702: Testing for extra files in the second tree.\nSecond tree (<<<) to first tree (>>>):

Cause: Informational

Action: None

ADVM-05703: Results for file comparison of first tree to second tree:

Cause: Informational

Action: None

ADVM-05704: Files successfully compared = *number*

Cause: Informational

Action: None

ADVM-05705: Files which failed comparison = *number*

Cause: Informational

Action: None

ADVM-05706: Results for extra files in the second tree:

Cause: Informational

Action: None

ADVM-05707: Total files checked = *number*

Cause: Informational

Action: None

ADVM-05708: Extra files found = *number*

Cause: Informational

Action: None

ADVM-05709: A status check on a file failed. Skipping file: *string*

Cause: Either the first tree is actively being modified or an internal error occurred.

Action: If possible, ensure the first tree is not changing while the tool is running.

ADVM-05710: ACFS tags do not support character devices. Skipping file: *string*

Cause: Informational

Action: None

ADVM-05711: ACFS tags do not support block devices. Skipping file: *string*

Cause: Informational

Action: None

ADVM-05712: ACFS tags do not support FIFOs. Skipping file: *string*

Cause: Informational

Action: None

ADVM-05713: ACFS tags do not support sockets. Skipping file: *string*

Cause: Informational

Action: None

ADVM-05714: <<< *string*\n>>> File missing!

Cause: The specified file was not found in the second tree.

Action: None

ADVM-05715: Found: *string*

Cause: The specified file is an extra file in the second tree.

Action: None

ADVM-05716: <<< Tag names exist on file *string*\n>>> No tag names exist on file *string*

Cause: The file in the first tree has tag names but the file in the second tree has no tag names.

Action: Tag names on files can be displayed with the "acfsutil tag info" command.

ADVM-05717: <<< Extended attribute mismatch for *string*\n>>> Extended attribute mismatch for *string*

Cause: Informational

Action: None

ADVM-05718: An unexpected result occurred while comparing the first tree to the second tree. Continuing. Affected files: *string string*

Cause: An unexpected result occurred while comparing the first tree to the second tree.

Action: None. The file was skipped.

ADVM-05719: An unexpected result occurred while comparing the second tree to the first tree. Continuing. Affected files: *string string*

Cause: An unexpected result occurred while comparing the second tree to the first tree.

Action: None. The file was skipped.

ADVM-05720: File type was not recognized. Continuing. Affected files "*string*" and "*string*"

Cause: An unrecognized file type was encountered which will be ignored.

Action: Informational

ADVM-05721: Could not open the file specified for a checksum operation: *string*

Cause: Either the first tree was modified or an internal error occurred.

Action: If possible, do not modify files in the first tree when running this tool.

ADVM-05722: A file read failed during a checksum operation: *string*

Cause: Either the first tree was modified or an internal error occurred.

Action: If possible, do not modify files in the first tree when running this tool.

ADVM-05723: Unable to obtain security attributes on file "*string*"

Cause: Check the access rights on the indicated file.

Action: Ensure the files security attributes can be read using a file manager.

ADVM-05724: Unable to convert a security descriptor to a string on file "*string*"

Cause: The Windows security identifier (SID) may not be available on this system.

Action: Check the Windows SID is available on this host.

ADVM-05728: Failed to retrieve file system status information from a system call for mount point "*string*."

Cause: A system call for the status of the file system failed.

Action: Ensure the file system is accessible via "*acfsutil info fs*".

ADVM-05730: Mount point "*string*" does not support Oracle ACFS tagging.

Cause: The "-a" option was passed on the command line to compare ACFS tags. A file system being checked did not support ACFS tagging.

Action: Disable ACFS tag name comparison by omitting the "-a" option.

ADVM-05731: Mount point "*string*" does not support extended attributes, therefore, the ACFS tag name portion of the comparisons will not be performed.

Cause: Informational.

Action: None

ADVM-05732: The second tree does not exist: "*string*".

Cause: Failed to access the specified second tree.

Action: Use a networked file system to provide access to the second tree on the primary node where the 'acfsutil repl compare' will be performed.

ADVM-05733: Successfully compared: *string string*

Cause: Informational.

Action: None

ADVM-05734: Successfully verified existence: *string string*

Cause: Informational.

Action: None

ADVM-05737: *string* file attribute comparison failed: permissions=*string*, links=*number*, uid=*number*, gid=*number*, bytes=*number*, file: *string*

Cause: Informational.

Action: None

ADVM-05738: *string* file size or file contents comparison failed, file: *string*

Cause: Informational.

Action: None

ADVM-05739: *string* security descriptor comparison failed, file: *string*

Cause: Informational.

Action: None

ADVM-05740: *string* file type comparison failed, file: *string*

Cause: Informational.

Action: None

ADVM-05741: *string* file type comparison failed, directory: *string*

Cause: Informational.

Action: None

ADVM-05742: *string* file type comparison failed, soft link: *string*

Cause: Informational.

Action: None

ADVM-05743: *string* file type comparison failed, socket: *string*

Cause: Informational.

Action: None

ADVM-05744: *string* file type comparison failed, character device: *string*

Cause: Informational.

Action: None

ADVM-05745: *string* file type comparison failed, block device: *string*

Cause: Informational.

Action: None

ADVM-05746: *string* file type comparison failed, FIFO: *string*

Cause: Informational.

Action: None

ADVM-05747: Directory '*string*' is a nested ACFS reparse point and was not included in the file system comparison.

Cause: Informational.

Action: None

ADVM-05748: The '*strings*' option requires either the '*stringa*' option or '*stringt*' option.

Cause: An incorrect combination of options was specified.

Action: Combine the 's' option with either the 'a' option or 't' option.

ADVM-05749: The specified trees are the same and will not be compared.

Cause: The provided first and second trees resolved to the same location.

Action: Rerun the command specifying unique trees.

ADVM-05801: The primary replication file system *string* is at least *number*%% full.

Cause: Free space in the primary replication file system fell below a monitored threshold.

Action: Delete unnecessary files from the primary file system to free up space, resize the primary file system, or delete snapshots from the primary if any exist; otherwise, replication may not proceed.

ADVM-05802: The primary replication file system *string* has *number*GB or less space available per active node.

Cause: The primary replication file system was found to be running low on space.

Action: Delete unnecessary files from the primary file system to free up space, resize the primary file system, or delete snapshots from the primary if any exist; otherwise, replication may not proceed.

ADVM-05803: The primary replication file system *string* has 2GB or less space available per active node. Replication is being terminated.

Cause: The primary replication file system was found to be too low on space in order to run efficiently.

Action: Restart replication with a larger primary file system that has free space equal to at least 4GB per active node.

ADVM-05804: The standby replication file system *string* is out of sync with the primary by at least *number* minutes.

Cause: The time period to process changes on the standby file system was exceeded.

Action: Check that the network connectivity between the primary and standby replication systems is functional.

ADVM-05805: The standby replication file system *string* is out of sync with the primary by at least 60 minutes.

Cause: The standby replication file system finished applying changes from the primary that were made more than 60 minutes ago. The standby is at least 60 minutes out of sync with the primary.

Action: Check that the network connectivity between the primary and standby replication systems is functional.

ADVM-05806: The primary replication file system *string* has reached an appropriate free space level.

Cause: A previously-reported free space shortage in the primary replication file system was relieved.

Action: None

ADVM-05807: The standby file system *string* is less than 15 minutes out of sync now.

Cause: A previously-reported out of sync time difference between the standby replication file system and the primary reached an appropriate out of sync time for replication to run efficiently.

Action: None

ADVM-05808: The primary replication file system *string* had an unrecoverable error and replication has been terminated for that file system.

Cause: The primary file system encountered an unrecoverable error in the kernel that has caused replication for this file system to be terminated. The cause will be in the OKS persistent log.

Action: Replication must be restarted. To do this, terminate replication on the standby file system, run mkfs (Unix or Linux) or acfsformat.exe (Windows) on the volume for the standby file system, remount that volume, and then restart replication for both file systems.

ADVM-05809: invalid query of replication apply events on the standby site

Cause: An attempt was made to query the replication apply events on the standby site which failed because the information is available only on the primary site.

Action: Query the replication apply events from the primary site.

ADVM-05810: invalid query of replication transport events on the standby site

Cause: An attempt was made to query the replication transport events on the standby site which failed because the information is available only on the primary site.

Action: Query the replication transport events from the primary site.

ADVM-05811: ACFS replication initialization failed in Oracle Restart environment.

Cause: Initialization failed because the system was configured with Oracle Restart. ACFS replication is not supported for Oracle Restart configurations.

Action: Initialize ACFS replication in an environment that is configured with single or multi-node RAC.

ADVM-05887: cannot cleanup snapshot directories

Cause: The 'acfsutil repl terminate' command failed to cleanup from a previous replication instantiation.

Action: Verify user permissions, that the snapshot directory is available, and then retry the command.

ADVM-05888: ACFS replication requires reinitialization of mount point *string*.

Cause: This file system has already been initialized with a different version of ACFS replication.

Action: Run 'acfsutil repl terminate' and retry the initialization.

ADVM-05889: a username and VIP name or username and hostname to the standby replication site was not provided

Cause: The username and VIP name or username and hostname used to connect to the standby replication site were not specified.

Action: Provide the username and VIP name or hostname to connect to the standby replication site.

ADVM-05890: a username for the standby replication site was not provided

Cause: The username on the standby replication site with which the primary replication site will connect and apply changes was not specified.

Action: Provide the username for connecting and applying changes to the standby replication site using the -u option.

ADVM-05891: username *string* used to connect to the standby site was rejected

Cause: The username specified on the command line was not found in the password database on the standby site.

Action: Verify the username is correct when connecting to the standby site.

ADVM-05892: Cannot terminate replication. Pending operations are unable to complete because the replication primary file system is full.

Cause: The primary replication file system was full and replication could not complete sending data before terminating.

Action: Resize the primary file system, or delete snapshots from the primary file system if they exist, and retry 'acfsutil repl terminate'.

ADVM-05893: cannot update the standby replication site

Cause: An attempt to update the standby replication site failed because an apply operation was in progress.

Action: Pause replication or stop the replication resource and try to update the standby replication site again.

ADVM-05894: invalid zero or negative integer replication interval

Cause: The value specified with the '-i' option was not an integer greater than zero.

Action: Specify the '-i' option with an integer value greater than zero.

ADVM-05895: missing time unit on interval ('-i') option

Cause: A unit of time was not specified with the interval that was provided with the '-i' option.

Action: Append a unit from the set W (weeks), D (days), H (hours), M (minutes), S (seconds) to the interval specified.

ADVM-05896: invalid time unit in replication interval

Cause: An unrecognized unit was used following the interval length given with the '-i' option.

Action: Append a unit of time from the set W (weeks), D (days), H (hours), M (minutes), S (seconds) to the interval specified.

ADVM-05897: missing interval ('-i') option

Cause: The 'acfsutil repl init primary' command was incomplete because a replication interval was not specified.

Action: Provide an interval when the primary is initialized. An interval can be set implicitly through the use of the '-C' option or explicitly through the argument passed to the '-i' option.

ADVM-05901: The specified tag name list exceeds the maximum of *number* characters.

Cause: The specified tag name list was too long.

Action: Remove some tag names and try the command again.

ADVM-05902: Snapshot *string* is read-only and cannot be modified.

Cause: A request to write to a snapshot was rejected because the snapshot was configured as read-only.

Action: Convert the snapshot to be read-write and retry.

ADVM-05903: unable to cleanup old snapshots

Cause: Informational.

Action: None

ADVM-05904: The base and target operating systems are not compatible.

Cause: An attempt to apply changes from a base file system to a target file system was rejected because one system was Unix or Linux and the other system was Windows.

Action: Ensure both systems are Unix or Linux or both systems are Windows.

ADVM-05905: Target file system or snapshot has been altered since the last 'snap duplicate apply'.

Cause: An attempt to apply changes from a base file system or snapshot to a target file system or snapshot was rejected because the target had previously been modified and was no longer in sync with the base file system or snapshot.

Action: Run the 'acfsutil snap remaster' command with the snap duplicate backup snapshot for the target file system or snapshot, in order to re-base the target to the backup snapshot contents.

ADVM-05906: The system containing the base or primary file system disconnected prematurely.

Cause: An attempt to apply changes from the base or primary file system to the target or standby file system could not be completed because connectivity to the system containing the base or primary file system was lost.

Action: Reestablish connectivity to the system containing the base or primary file system and then retry.

ADVM-05907: The ACFS file system mounted at path *string* is already running the latest version of replication.

Cause: A request to prepare an ACFS file system for replication upgrade was rejected because the file system is already running the latest version of replication.

Action: If the indicated ACFS file system was not the intended target for upgrade, reissue the command specifying the correct file system.

ADVM-05908: The replication upgrade control file *string* cannot be opened.

Cause: An attempt to open the replication upgrade control file failed.

Action: Run the 'acfsutil repl upgrade prepare' command to prepare the file system to be upgraded.

ADVM-05909: Snapshot *string* is not read only.

Cause: An attempt to use the 'snap duplicate create' command failed because the snapshot was writable.

Action: Re-create the snapshot as read only and retry the command.

ADVM-05910: The snapshot specified as the old snapshot by the -i option is not older than the snapshot specified as the new snapshot.

Cause: An attempt to create a snap duplicate failed because the snapshot specified as the old snapshot by the -i option is not older than the snapshot specified as the new snapshot.

Action: Reverse the order of the two snapshot names or specify a different new or old snapshot and retry the command.

ADVM-05911: Target file system or snapshot has been altered since the start of the current 'snap duplicate apply'.

Cause: An attempt to apply changes from a base file system or snapshot to a target file system or snapshot was rejected because the target was modified while the apply attempt was in progress, and was no longer in sync with the base file system or snapshot.

Action: Run the 'acfsutil snap remaster' command with the snap duplicate backup snapshot for the target file system or snapshot, in order to re-base the target to the backup snapshot contents.

ADVM-05912: unable to perform 'snap duplicate' operation because ACFS replication is initialized on the file system

Cause: An attempt to use the 'acfsutil snap duplicate' command was rejected because ACFS replication was initialized on the file system.

Action: Terminate replication on the file system if appropriate by executing the 'acfsutil repl terminate' command and then retry the 'acfsutil snap duplicate' command.

ADVM-05913: unable to contact the standby node *string*

Cause: An attempt to use the ping utility to contact a standby node failed.

Action: Ensure that the correct host name or IP address was specified for the standby node, and that the standby node is operating normally. Then reissue the 'acfsutil repl init primary' command.

ADVM-05914: user *string* on node *string* unable to log in via 'ssh' to the standby node *string* as user *string*

Cause: An attempt by 'acfsutil repl init primary' or 'acfsutil repl update' to use the ssh utility to log in to a standby node failed.

Action: Ensure that the correct user name and address were specified for the standby node, and that the standby cluster is operating normally. If need be, verify network connectivity to the standby cluster, and refer to the product documentation to verify ssh configuration details. Then reissue the 'acfsutil repl init primary' or 'acfsutil repl update' command.

ADVM-05915: invalid use of '-t ALL' option

Cause: An attempt to execute the 'acfsutil repl compare' command was rejected because the '-t ALL' option was specified on the command line, but no tag names had been specified when the primary was initialized.

Action: Reissue the 'acfsutil repl compare' command without the '-t ALL' option.

ADVM-05916: path *string* not found

Cause: The ssh utility was not found at the indicated path.

Action: Ensure that the path to the ssh utility is correct and retry.

ADVM-05917: user 'root' on node *string* unable to continue logging in via 'ssh' to the standby node *string* as user '*string*'

Cause: A periodic attempt by ACFS replication to use the ssh utility to continue logging in to a standby node failed.

Action: Ensure that the standby cluster is operating normally. If need be, verify network connectivity to the standby cluster, and refer to the product documentation to verify ssh configuration details.

ADVM-05918: Replication initialization on primary site cannot confirm replication initialized on standby mount point '*string*'.

Cause: The 'acfsutil repl init primary' command failed on the primary replication site because it could not confirm that replication has been initialized on the standby replication site.

Action: Ensure that the correct user name and address were specified for the standby node, and run the 'acfsutil repl info -c' command on the standby site to confirm that replication has been initialized there for the mount point named. Then retry the 'acfsutil repl init primary' command.

ADVM-05919: Replication failed because it was unable to create a backup snapshot for mount point '*string*' on standby node '*string*'.

Cause: The 'acfsutil snap dup apply' operation, as used by ACFS replication, was unable to create a backup snapshot at the end of an apply operation on the standby node named. As a result, replication cannot proceed.

Action: Check the standby cluster for conditions that would prevent snapshot creation, such as lack of storage or having too many snapshots present. Replication will resume automatically once backup snapshots can again be created.

ADVM-05920: ssh cipher option "*string*" is invalid for replication

Cause: An attempt to configure replication on the primary file system was rejected because the indicated value was specified for the 'sshCipher' option. Replication does not support unencrypted ssh connections.

Action: Retry the command with a supported ssh cipher option.

ADVM-05921: One or more files under mount point '*string*' was not transferred because its path name exceeded *number* characters. The first such file was in directory '*string*' and had name '*string*'.

Cause: The command 'acfsutil snap duplicate create' did not complete correctly because one or more files located under the indicated mount point had an absolute path name longer than the indicated limit. Any files with path names exceeding the limit were not processed by 'acfsutil'. The directory and basename of the first such file found are shown in the message, but there may be many others.

Action: Rename the problematic files so that their absolute path names are shorter than the limit, and retry the command.

ADVM-05922: One or more files under primary mount point '*string*' was not replicated because its path name exceeded *number* characters. The first such file was in directory '*string*' and had name '*string*'.

Cause: ACFS replication did not replicate the primary correctly because one or more files located under the indicated mount point had an absolute path name longer than the indicated limit. Any files with path names exceeding the limit were not replicated. The directory and basename of the first such file found are shown in the message, but there may be many others.

Action: Rename the problematic files so that their absolute path names are shorter than the limit. Once each file has been renamed, the next later replication operation will automatically transfer the file.

ADVM-05923: unable to apply the incremental snapshot duplication stream because no initial snapshot duplication stream has been applied

Cause: An attempt to apply an incremental snapshot duplication stream failed because no preceding initial snapshot duplication stream has been applied to the snapshot duplication target.

Action: Apply an initial snapshot duplication stream to the target using 'acfsutil snapshot duplicate create' without the -i option to create the initial snapshot duplication stream.

ADVM-05924: unable to apply the incremental snapshot duplication stream because its starting snapshot does not match the final snapshot used to create the most recently applied snapshot duplication stream

Cause: The incremental snapshot duplication stream could not be applied because its starting snapshot did not match the final snapshot of the last stream applied.

Action: Apply all the intermediate incremental data streams in the correct order leading up to failed snap duplication stream and then rerun the apply operation.

ADVM-05925: unable to re-apply the initial snapshot duplication stream because its starting snapshot does not match the snapshot used to create the partially applied duplication stream

Cause: An attempt to apply an initial snapshot duplication stream was interrupted. An attempt was then made to re-apply the initial snapshot duplication stream. The re-apply failed because its starting snapshot did not match the snapshot of the last, partially applied snapshot duplication stream.

Action: Re-apply the correct initial snapshot duplication stream using the -r option of the command 'acfsutil snap duplicate create'.

ADVM-05926: The snapshot duplication stream cannot be applied because a previous duplication stream was interrupted.

Cause: Snapshot duplication failed because a previously interrupted snapshot duplication stream was detected.

Action: Generate a snapshot duplication stream using the -r option of the command 'acfsutil snap duplicate create', and apply it.

ADVM-05927: cannot synchronize the primary and standby replication sites

Cause: A request to synchronize the primary and standby replication sites was rejected because the primary replication site was paused.

Action: Resume replication on the primary replication site and try to synchronize the primary and standby replication sites again.

ADVM-05928: The ADVM compatibility attribute for the diskgroup is below the required version (*string*) for the 'acfsutil snap duplicate' commands.

Cause: The command 'acfsutil snap duplicate' was rejected because the ADVM disk group compatibility attribute had not been upgraded to the indicated version, which is required for that command.

Action: Use the Oracle ASM Configuration Assistant (ASMCA) tool or the SQL ALTER DISKGROUP statement to upgrade the disk group compatibility (COMPATIBLE.ADVM) attribute to the specified version and then re-issue the original command. If the disk group compatibility attribute cannot be upgraded, update the ACFS compatibility using the 'acfsutil compat set' command and then re-issue the original command.

ADVM-05929: Replication could not proceed because it was unable to delete a directory in mount point '*string*' on standby node '*string*'.

Cause: The 'acfsutil snap dup apply' operation, as used by ACFS replication, could not proceed because it was unable to delete a directory in the indicated mount point on the standby replication site shown.

Action: Check the alert log for message ACFS-05027 which includes the name of the directory being deleted. Check the standby cluster for conditions that would prevent the directory from being deleted, such as its being in use. Replication will resume automatically once the directory can be removed.

ADVM-05931: The standby replication ACFS file system mounted at path *string* at site *string* is not running a compatible version of replication.

Cause: A request to upgrade a primary replication ACFS file system was rejected because the standby file system is not running a compatible version of replication.

Action: Ensure that the cluster where the standby replication ACFS file system is located is running a version of Clusterware that supports the version of ACFS replication to which upgrade was attempted. Upgrade the standby replication ACFS file system, and then reissue the command to upgrade the primary ACFS replication file system. Refer to Oracle product documentation for details regarding Clusterware and ACFS replication version compatibility.

ADVM-05932: cannot upgrade the existing ACFS replication environment

Cause: A request to upgrade the existing ACFS replication environment to snapshot-based replication was rejected because the existing tag name list exceeded the limit of 4096 characters imposed by snapshot-based replication.

Action: Terminate the existing replication environment and reconfigure using snapshot-based replication. Refer to Oracle product documentation for details regarding upgrading to ACFS snapshot-based replication.

ADVM-05933: invalid, out-of-date option given for 'acfsutil repl init'

Cause: An attempt to invoke a 'acfsutil repl init' command was rejected because it specified an option specific to an earlier version of ACFS replication.

Action: Ensure that you are using 'acfsutil repl init' as required by the current version of ACFS replication. Refer to the Oracle product documentation for details about running current replication.

ADVM-05934: ACFS replication could not start an apply operation for mount point '*string*' due to an existing apply operation.

Cause: This message may indicate a problem with networking or storage access that is preventing the existing apply operation from making progress. Alternatively, this message may indicate an internal error.

Action: Contact Oracle Support Services.

ADVM-05935: The ACFS replication primary is mounted on more than one node.

Cause: A request to prepare ACFS replication for upgrade was rejected because the file system was mounted on more than one node.

Action: Unmount the ACFS replication primary on all but one node and retry the command.

ADVM-05936: The new snapshot and the old snapshot do not have the same parent.

Cause: An attempt to create a snap duplicate stream failed because the snapshot specified as the old snapshot by the -i option did not have the same parent as the snapshot specified as the new snapshot.

Action: Reissue the command with the correct snapshot names.

ADVM-05937: The new snapshot is not a child of the parent snapshot.

Cause: An attempt to create a snap duplicate stream failed because the snapshot specified as the new snapshot was not a child of the parent snap specified by the -p option.

Action: Reissue the command with the correct snapshot names.

ADVM-05938: The new snapshot is not a child of the mount point.

Cause: An attempt to create a snap duplicate stream failed because the snapshot specified as the new snapshot was not a child of the specified mount point.

Action: Reissue the command with the correct snapshot names.

ADVM-05939: The parent snapshot must be writable.

Cause: An attempt to create a snap duplicate stream failed because the snapshot specified as the parent snapshot by the -p option was not writable.

Action: Reissue the command specifying a writable parent snapshot.

ADVM-05940: The ACFS file system mounted at path *string* is not prepared for replication upgrade.

Cause: A request to undo replication upgrade preparation on an ACFS file system was rejected because the file system had not been prepared for replication upgrade.

Action: If the indicated ACFS file system was not the intended target for upgrade, reissue the command specifying the correct file system. Otherwise no further action is necessary.

ADVM-05941: The ACFS file system mounted at path *string* may not be unprepared for replication upgrade.

Cause: A request to undo replication upgrade preparation on an Oracle ACFS file system was rejected because its standby file system had already been upgraded.

Action: If the indicated Oracle ACFS file system was not the intended target for upgrade, reissue the command specifying the correct file system. Otherwise no further action is necessary.

ADVM-05942: unable to apply updates to standby mount point '*string*' due to user mismatch

Cause: An apply update operation on the indicated mount point was rejected because the replication user for the primary mount point and the indicated standby mount point did not match. This could occur if the command 'acfsutil repl update' had been used to change the replication user for one mount point and not the other.

Action: Run the 'acfsutil repl update' command for the mount point where the intended replication user is not currently configured to ensure that both mount points have the intended user configured.

ADVM-05943: The replication user '*string*' may lack needed privileges -- confirm the user's group memberships.

Cause: The 'acfsutil repl init standby' command completed correctly and registered the indicated user as specified by the -u option. However additional validation by the command determined that the indicated user was not a member of one or more groups presumed necessary for subsequent correct functioning of replication.

Action: If the intended replication user was correctly specified, ensure that that user is a member of the necessary groups, as specified in the Oracle documentation, before continuing to initiate replication. If the indicated user is not the intended replication user, then re-initialize the standby using the command 'acfsutil repl terminate standby' and then 'acfsutil repl init standby' naming the intended user.

ADVM-05944: The old and new snapshots are not properly related.

Cause: An attempt to create a snap duplicate stream failed because the specified new snapshot was not properly related to the old snapshot specified with -i. The new snapshot must either be a child of the old snapshot or be a child of the same parent as the old snapshot.

Action: Reissue the command specifying old and new snapshots with the required relationship.

ADVM-05945: Clusterware at site *string* must be upgraded to support the standby replication ACFS file system mounted at path *string*.

Cause: Following an upgrade of the Oracle Clusterware on the cluster where a primary replication ACFS file system was located, an attempt to do an automatic update of the standby failed, because the cluster where the standby replication ACFS file system was located was not running the same version of Clusterware.

Action: Upgrade the Oracle Clusterware on the cluster where the standby file system is located to ensure that the cluster is running the same version of Clusterware as the cluster where the primary file system is located.

ADVM-07016: metadata read failed at disk offset: *string* size: *number* bytes

Cause: An attempt to read metadata at the indicated disk offset failed. Refer to the accompanying message(s) for more information on the problem.

Action: Correct the problem described in the accompanying messages if possible and rerun fsck (Unix or Linux) or acfschkdsk.exe (Windows).

ADVM-07017: metadata read failed at disk offset: *string*\n bytes requested: *number* bytes returned: *number*

Cause: A metadata read at the indicated offset was incomplete. The amount of data returned did not match the amount requested. Refer to the accompanying message(s) for more information on the problem.

Action: Correct the problem described in the accompanying messages if possible and rerun fsck (Unix or Linux) or acfschkdisk.exe (Windows).

ADVM-07018: metadata write failed at disk offset: *string* size: *number* bytes

Cause: An attempt to write metadata at the indicated disk offset failed. Refer to the accompanying message(s) for more information on the problem.

Action: If the ACFS Fixer is currently running, then no further action is needed. The ACFS Fixer will resolve the problem. If the ACFS Checker is running, then run the ACFS Fixer to resolve the problem.

ADVM-07019: metadata write failed at disk offset: *string*\n bytes requested: *number* bytes written: *number* bytes

Cause: A metadata write at the indicated offset was incomplete. The amount of data written did not match the amount requested. Refer to the accompanying message(s) for more information on the problem.

Action: Correct the problem described in the accompanying messages if possible and rerun fsck (Unix or Linux) or acfschkdisk.exe (Windows).

ADVM-07021: The File_Entry_Table is corrupt and many of the files in the file system may \nnot be recoverable. It is strongly recommended that the file system be restored \nfrom a backup copy.

Cause: The ACFS Checker/Fixer found an inconsistency with the File_Entry_Table metadata. The File_Entry_Table is a critical system structure that is necessary for a functioning file system.

Action: Restore the file system from a backup copy.

ADVM-07022: I/O request for (disk offset + size): *string* exceeds primary volume size: *string*\nfor structure:\n*nstring*

Cause: An I/O request was made for data that exceeded the size of the primary volume.

Action: If the ACFS Fixer is currently running, then no further action is needed. The ACFS Fixer will resolve the problem. If the ACFS Checker is running, then run the ACFS Fixer to resolve the problem.

ADVM-07023: read failed for metadata structure at disk offset: *string* size: *number* bytes\nnstructure type: *string* \nfor structure:\n*nstring*

Cause: An attempt to read a metadata structure from disk failed. Refer to accompanying message(s) for more information on the problem.

Action: Correct the problem described in the accompanying messages if possible and rerun fsck (Unix or Linux) or acfschkdisk.exe (Windows).

ADVM-07024: File_Entry_Table entry: *string* exceeds the maximum value for this file system: *string*

Cause: An entry was referenced that exceeded the File_Entry_Table limit.

Action: If the ACFS Fixer is currently running, then no further action is needed. The ACFS Fixer will resolve the problem. If the ACFS Checker is running, then run the ACFS Fixer to resolve the problem.

ADVM-07025: File_Entry_Table entry: *string* already processed for structure: \n*nstring*

Cause: File_Entry_Table entries must be unique within a file system, but there were multiple references for this specific entry.

Action: If the ACFS Fixer is currently running, then no further action is needed. The ACFS Fixer will resolve the problem. If the ACFS Checker is running, then run the ACFS Fixer to resolve the problem.

ADVM-07026: file extent exceeds file system size: *string*\nextent: *_FileOffset: string* _Length: *string* _PhysicalDiskOffset: *string*\nfor file:\n*nstring*

Cause: The extent values of the indicated file referenced data beyond the size of the file system. There are two possible causes: 1. The extent *_Length* and/or *_PhysicalDiskOffset* property were incorrect. 2. The file system size value was incorrect.

Action: If the ACFS Fixer is currently running, then no further action is needed. The ACFS Fixer will resolve the problem. If the ACFS Checker is running, then run the ACFS Fixer to resolve the problem.

ADVM-07027: metadata structure at disk offset: *string* contains incorrect or invalid type\n found: *string*, but expected to find: *string* or *string*\nfor structure:\n*nstring*

Cause: The type property of the indicated metadata structure was not valid. The type must be a DATA extent or a HEADER extent.

Action: If the ACFS Fixer is currently running, then no further action is needed. The ACFS Fixer will resolve the problem. If the ACFS Checker is running, then run the ACFS Fixer to resolve the problem.

ADVM-07028: DATA extent structure has incorrect *_granularity* value\n found: *number*, but expected to find: *number*\nfor structure:\n*nstring*

Cause: The *_granularity* property of the indicated DATA extent structure was invalid. Its value must be -1.

Action: If the ACFS Fixer is currently running, then no further action is needed. The ACFS Fixer will resolve the problem. If the ACFS Checker is running, then run the ACFS Fixer to resolve the problem.

ADVM-07029: HEADER extent structure has incorrect *_granularity* value\n found: *number*, but expected to find: ≥ 0 \nfor structure:\n*nstring*

Cause: The *_granularity* property of the indicated HEADER extent structure was invalid. Its value must be greater than or equal to zero.

Action: If the ACFS Fixer is currently running, then no further action is needed. The ACFS Fixer will resolve the problem. If the ACFS Checker is running, then run the ACFS Fixer to resolve the problem.

ADVM-07030: file has invalid *_FE_OsdSecurity* value\nfor file:\n*nstring*

Cause: The *_FE_OsdSecurity* property of the indicated file was invalid.

Action: If the ACFS Fixer is currently running, then no further action is needed. The ACFS Fixer will resolve the problem. If the ACFS Checker is running, then run the ACFS Fixer to resolve the problem.

ADVM-07031: extent structure has incorrect *_ExtentOffset* value\n found: *string*, but expected to find: *string*\nfor structure:\n*nstring*

Cause: The *_ExtentOffset* property of the indicated extent structure did not match its disk offset.

Action: If the ACFS Fixer is currently running, then no further action is needed. The ACFS Fixer will resolve the problem. If the ACFS Checker is running, then run the ACFS Fixer to resolve the problem.

ADVM-07032: extent structure has incorrect `_UpHeaderNodePtr` value\n found: *string*, but expected to find: *string*\nfor structure:\n*nstring*

Cause: The `_UpHeaderNodePtr` property of the indicated extent structure was incorrect. There are two possible causes: 1. The `_UpHeaderNodePtr` property did not match its parent. 2. The parent identifier property was incorrect.

Action: If the ACFS Fixer is currently running, then no further action is needed. The ACFS Fixer will resolve the problem. If the ACFS Checker is running, then run the ACFS Fixer to resolve the problem.

ADVM-07033: extent structure has incorrect `_granularity` value\n found: *number*, but expected to find: *number*\nfor structure:\n*nstring*

Cause: The `_granularity` property of the indicated extent structure did not match its calculated depth.

Action: If the ACFS Fixer is currently running, then no further action is needed. The ACFS Fixer will resolve the problem. If the ACFS Checker is running, then run the ACFS Fixer to resolve the problem.

ADVM-07034: extent structure has incorrect `_NextFreeExtent` value\n found: *number* maximum: *number*\nfor structure:\n*nstring*

Cause: The `_NextFreeExtent` property of the indicated extent structure was incorrect.

Action: If the ACFS Fixer is currently running, then no further action is needed. The ACFS Fixer will resolve the problem. If the ACFS Checker is running, then run the ACFS Fixer to resolve the problem.

ADVM-07035: extent[*number*] appears to be uninitialized\nfor structure:\n*nstring*

Cause: An extent of the indicated extent structure appeared to be in use, but all of its values were zero.

Action: If the ACFS Fixer is currently running, then no further action is needed. The ACFS Fixer will resolve the problem. If the ACFS Checker is running, then run the ACFS Fixer to resolve the problem.

ADVM-07036: extent[*number*] has invalid `_Length` value\n found: 0, but expected to find: > 0\nfor structure:\n*nstring*

Cause: The `_Length` property of an extent of the indicated extent structure had a value of zero. `_Length` values must be greater than zero.

Action: If the ACFS Fixer is currently running, then no further action is needed. The ACFS Fixer will resolve the problem. If the ACFS Checker is running, then run the ACFS Fixer to resolve the problem.

ADVM-07037: extent[*number*] has incorrect `_SnapIncarnationNumber` value\n found: *number* maximum: *number*\nfor structure:\n*nstring*

Cause: The `_SnapIncarnationNumber` property of the indicated extent structure exceeded the maximum value for the file system.

Action: If the ACFS Fixer is currently running, then no further action is needed. The ACFS Fixer will resolve the problem. If the ACFS Checker is running, then run the ACFS Fixer to resolve the problem.

ADVM-07038: extent[*number*] has a non-contiguous `_FileOffset` value\n found: *string*, but expected to find: *string*\nfor structure:\n*nstring*

Cause: The `_FileOffset` property of an extent of the indicated extent structure was not contiguous with the `_FileOffset` of the previous extent.

Action: If the ACFS Fixer is currently running, then no further action is needed. The ACFS Fixer will resolve the problem. If the ACFS Checker is running, then run the ACFS Fixer to resolve the problem.

ADVM-07039: extent[*number*] is not in use but it contains non-zero values:\n _FileOffset: *string*\n _Length: *string*\n _PhysicalDiskOffset: *string*\n _SnapIncarnationNumber: *number*\nfor structure:\n*nstring*

Cause: An extent of the indicated extent structure was not in use, but it contained non-zero values. There are two possible causes: 1. The extent values were not reset to zero when the extent was freed. 2. The `_NextFreeExtent` property of the extent structure was incorrect.

Action: If the ACFS Fixer is currently running, then no further action is needed. The ACFS Fixer will resolve the problem. If the ACFS Checker is running, then run the ACFS Fixer to resolve the problem.

ADVM-07040: calculated extent structure allocation size (sum of data sizes) does not match expected value\n calculated: *string*, but expected to find:*string*\nfor structure:\n*nstring*

Cause: The sum of all valid extents within the indicated extent structure did not match the value of the corresponding extent in the parent extent structure.

Action: If the ACFS Fixer is currently running, then no further action is needed. The ACFS Fixer will resolve the problem. If the ACFS Checker is running, then run the ACFS Fixer to resolve the problem.

ADVM-07041: DATA extent list not found\nfor file:\n*nstring*

Cause: The list of DATA extent structures of the indicated file did not include the initial DATA extent structure. There are two possible causes: 1. The `_LastExtentPointer` property of the file was incorrect. 2. The structure identified by the `_LastExtentPointer` value was not a DATA extent structure.

Action: If the ACFS Fixer is currently running, then no further action is needed. The ACFS Fixer will resolve the problem. If the ACFS Checker is running, then run the ACFS Fixer to resolve the problem.

ADVM-07042: DATA extent node list missing entry for extent structure:\n*nstring*

Cause: The list of DATA extent structures of the indicated file was incomplete. One or more DATA extent structures was missing. There are three possible causes: 1. The `_LastExtentPointer` property of the file was incorrect. 2. The structure identified by the `_LastExtentPointer` value was not a valid DATA extent structure. 3. The `_NextDataExtent` property of one or more DATA extent structures was incorrect.

Action: If the ACFS Fixer is currently running, then no further action is needed. The ACFS Fixer will resolve the problem. If the ACFS Checker is running, then run the ACFS Fixer to resolve the problem.

ADVM-07043: metadata structure has invalid or incorrect type:\n found: *string*, but expected to find: *string*\nfor structure:\n*nstring*

Cause: The type property of the indicated metadata structure did not match the type expected for this structure.

Action: If the ACFS Fixer is currently running, then no further action is needed. The ACFS Fixer will resolve the problem. If the ACFS Checker is running, then run the ACFS Fixer to resolve the problem.

ADVM-07044: DATA extent list has more nodes than expected\n found: *number*, but expected to find: *number*\nfor file:\n*nstring*

Cause: The list of DATA extent structures of the indicated file contained more nodes than expected. The `_NextDataExtent` property of one or more DATA extent structures was incorrect.

Action: If the ACFS Fixer is currently running, then no further action is needed. The ACFS Fixer will resolve the problem. If the ACFS Checker is running, then run the ACFS Fixer to resolve the problem.

ADVM-07045: DATA extent list has fewer nodes than expected\n found: *number*, but expected to find: *number*\nfor file:\n*nstring*

Cause: The list of DATA extent structures of the indicated file contained fewer nodes than expected. There are two possible causes: 1. One or more of the DATA extent structures did not have a valid structure header. 2. The `_NextDataExtent` property of one or more DATA extent structures was incorrect.

Action: If the ACFS Fixer is currently running, then no further action is needed. The ACFS Fixer will resolve the problem. If the ACFS Checker is running, then run the ACFS Fixer to resolve the problem.

ADVM-07046: file has `_LastExtentPointer` that does not match calculated value\n calculated: *string*, but expected to find: *string*\nfor file:\n*nstring*

Cause: The `_LastExtentPointer` property of the indicated file did not match the file's last DATA extent structure. There are three possible causes: 1. The `_LastExtentPointer` value was incorrect. 2. The last DATA extent structure was not found because the `_NextDataExtent` property of one or more DATA extent structures was incorrect.

Action: If the ACFS Fixer is currently running, then no further action is needed. The ACFS Fixer will resolve the problem. If the ACFS Checker is running, then run the ACFS Fixer to resolve the problem.

ADVM-07047: extent node list missing entry for extent structure:\n*nstring*

Cause: The list of extent structures of the indicated file was incomplete. One or more extent structures was missing. There are three possible causes: 1. The `_LastExtentPointer` property of the file was incorrect. 2. One or more extent structures did not have a valid structure header. 3. The `_LastExtentPointer` property of one or more extent structures was incorrect.

Action: If the ACFS Fixer is currently running, then no further action is needed. The ACFS Fixer will resolve the problem. If the ACFS Checker is running, then run the ACFS Fixer to resolve the problem.

ADVM-07048: metadata structure has invalid `_generation_number` value\n found: *number*, but expected to find: *number*\nfor structure:\n*nstring*

Cause: The `_generation_number` property of the indicated metadata structure was incorrect.

Action: If the ACFS Fixer is currently running, then no further action is needed. The ACFS Fixer will resolve the problem. If the ACFS Checker is running, then run the ACFS Fixer to resolve the problem.

ADVM-07049: extent list has more nodes than expected\n found: *number*, but expected to find: *number*\nfor file:\n*nstring*

Cause: The list extent structures of the indicated file contained more nodes than expected. The `_LastExtentPointer` property of one or more extent structures was incorrect.

Action: If the ACFS Fixer is currently running, then no further action is needed. The ACFS Fixer will resolve the problem. If the ACFS Checker is running, then run the ACFS Fixer to resolve the problem.

ADVM-07050: extent list has fewer nodes than expected\n found: *number*, but expected to find: *number*\nfor file:\n*nstring*

Cause: The list of extent structures of the indicated file contained fewer nodes than expected. There are two possible causes: 1. One or more of the extent structures did not have a valid structure header. 2. The `_LastExtentPointer` property of one or more extent structures was incorrect.

Action: If the ACFS Fixer is currently running, then no further action is needed. The ACFS Fixer will resolve the problem. If the ACFS Checker is running, then run the ACFS Fixer to resolve the problem.

ADVM-07051: file has incorrect `_LinkCount` value\n found: *number*, but expected to find: *number*\nfor file:\n*nstring*

Cause: The `_LinkCount` property of the indicated file did not match the number of hard links found for the file. There are four possible causes: 1. The `_LinkCount` property was incorrect. 2. One or more directory entries for this file was invalid or was not found. 3. A `Directory_Entry` structure for this file had an incorrect file identifier. 4. The `_LinkCount` property of an ACFS Internal File was not equal to one.

Action: If the ACFS Fixer is currently running, then no further action is needed. The ACFS Fixer will resolve the problem. If the ACFS Checker is running, then run the ACFS Fixer to resolve the problem.

ADVM-07052: file has invalid `_ProtectionBits` value\n found: *number*, but expected to find: *number*\nfor file:\n*nstring*

Cause: The `_ProtectionBits` property of the indicated files was incorrect.

Action: If the ACFS Fixer is currently running, then no further action is needed. The ACFS Fixer will resolve the problem. If the ACFS Checker is running, then run the ACFS Fixer to resolve the problem.

ADVM-07053: file has invalid `_ParentID` value\n found: *string*, but expected to find: *string*\nfor file:\n*nstring*

Cause: The `_ParentID` property of the indicated file was not correct. There are two possible causes: 1. The `_ParentID` value did not match the file's parent directory. 2. The `_ParentID` value did not match any valid directory.

Action: If the ACFS Fixer is currently running, then no further action is needed. The ACFS Fixer will resolve the problem. If the ACFS Checker is running, then run the ACFS Fixer to resolve the problem.

ADVM-07054: file has invalid `_WindowsAttributes` value(s)\n found: *string*\n, but expected to find: 0\nfor file:\n*nstring*

Cause: The `_WindowsAttributes` property of the indicated file was invalid. The `_WindowsAttributes` value must be zero since file was not created on a Windows system.

Action: If the ACFS Fixer is currently running, then no further action is needed. The ACFS Fixer will resolve the problem. If the ACFS Checker is running, then run the ACFS Fixer to resolve the problem.

ADVM-07055: extent[*number*] is not in use but it contains non-zero values:\n _FileOffset: *string*\n _Length: *string*\n _PhysicalDiskOffset: *string*\nfor file: \n*nstring*

Cause: One of the extents of the indicated file was not in use, but it contained non-zero values. There are two possible causes: 1. The extent values were not reset to zero when the extent was freed. 2. The _NextFreeExtent property of the file was incorrect.

Action: If the ACFS Fixer is currently running, then no further action is needed. The ACFS Fixer will resolve the problem. If the ACFS Checker is running, then run the ACFS Fixer to resolve the problem.

ADVM-07057: extent[*number*] has incorrect _FileOffset\n found: *string*, but expected to find: 0\nfor file:\n*nstring*

Cause: The _FileOffset property of the initial extent of the indicated file was not zero. The _FileOffset for a file's initial extent must be zero as it identifies the beginning of the file.

Action: If the ACFS Fixer is currently running, then no further action is needed. The ACFS Fixer will resolve the problem. If the ACFS Checker is running, then run the ACFS Fixer to resolve the problem.

ADVM-07058: file with local extents has invalid _LastExtentPointer value\n found: *string*, but expected to find: 0\nfor file:\n*nstring*

Cause: The _LastExtentPointer property of the indicated file was not zero which is required for files with local extents.

Action: If the ACFS Fixer is currently running, then no further action is needed. The ACFS Fixer will resolve the problem. If the ACFS Checker is running, then run the ACFS Fixer to resolve the problem.

ADVM-07060: extent[*number*] appears to be uninitialized\nfor file:\n*nstring*

Cause: An extent of the indicated file appeared to be in use, but all of its values were zero.

Action: If the ACFS Fixer is currently running, then no further action is needed. The ACFS Fixer will resolve the problem. If the ACFS Checker is running, then run the ACFS Fixer to resolve the problem.

ADVM-07061: extent[*number*] has invalid _Length value\n found: 0, but expected to find: > 0\nfor file:\n*nstring*

Cause: The _Length property of an extent of the indicated file had a value of zero. _Length values must be greater than zero.

Action: If the ACFS Fixer is currently running, then no further action is needed. The ACFS Fixer will resolve the problem. If the ACFS Checker is running, then run the ACFS Fixer to resolve the problem.

ADVM-07062: extent[*number*] has incorrect _SnapIncarnationNumber value\n found: *number* maximum: *number*\nfor file:\n*nstring*

Cause: The _SnapIncarnationNumber property of the indicated file exceeded the maximum value for the file system.

Action: If the ACFS Fixer is currently running, then no further action is needed. The ACFS Fixer will resolve the problem. If the ACFS Checker is running, then run the ACFS Fixer to resolve the problem.

ADVM-07063: extent[*number*] has a non-contiguous _FileOffset value\n found: *string*, but expected to find: *string*\nfor file:\n*nstring*

Cause: The _FileOffset property of an extent of the indicated file was not contiguous with the _FileOffset of the previous extent.

Action: If the ACFS Fixer is currently running, then no further action is needed. The ACFS Fixer will resolve the problem. If the ACFS Checker is running, then run the ACFS Fixer to resolve the problem

ADVM-07064: file _AllocationSize value not equal to sum of extents\n found: *string*, but expected to find: *string*\nfor file:\n*nstring*

Cause: The _AllocationSize property of the indicated file was not equal to the sum of the _Length properties of the file's extents. There are three possible causes: 1. The _AllocationSize value was incorrect. 2. The _Length property of one or more of the file's extents was incorrect. 3. The _NextFreeExtent property of the file was incorrect.

Action: If the ACFS Fixer is currently running, then no further action is needed. The ACFS Fixer will resolve the problem. If the ACFS Checker is running, then run the ACFS Fixer to resolve the problem.

ADVM-07065: File_Entry_Table calculated allocation size (sum of data extents) does not match its _FileSize value\n found: *string* calculated: *string*\nfor file:\n*nstring*

Cause: The _FileSize property of File_Entry_Table did not match the sum of the file's extent _Length values. There are two possible causes: 1. The _Length property of one or more extents of the File_Entry_Table was incorrect. 2. The _FileSize property of the File_Entry_Table was incorrect.

Action: If the ACFS Fixer is currently running, then no further action is needed. The ACFS Fixer will resolve the problem. If the ACFS Checker is running, then run the ACFS Fixer to resolve the problem.

ADVM-07066: extent[*number*] is not in use but it contains non-zero values:\n _FileOffset: *string*\n _Length: *string*\n _PhysicalDiskOffset: *string*\n _SnapIncarnationNumber: *number*\nfor file:\n*nstring*

Cause: One of the extents of the indicated file was not in use, but it contained non-zero values. There are two possible causes: 1. The extent values were not reset to zero when the extent was freed. 2. The _NextFreeExtent property of the file was incorrect.

Action: If the ACFS Fixer is currently running, then no further action is needed. The ACFS Fixer will resolve the problem. If the ACFS Checker is running, then run the ACFS Fixer to resolve the problem.

ADVM-07073: file has _FileEntry structure with incorrect or invalid _FileEntryType value\n found: *string*, but expected to find: *string*\nfor file:\n*nstring*

Cause: The _FileEntryType property of the indicated file did not match its expected value. There are two possible causes: 1. The _FileEntryType value was incorrect for this particular file. 2. The _FileEntryType value was not on the list of valid values.

Action: If the ACFS Fixer is currently running, then no further action is needed. The ACFS Fixer will resolve the problem. If the ACFS Checker is running, then run the ACFS Fixer to resolve the problem.

ADVM-07074: file has _FileEntry structure with incorrect file identifier\n found: *string*, but expected to find: *string*\nfor file:\n*nstring*

Cause: The file identifier property of the indicated file did not match its position within the File_Entry_Table entry.

Action: If the ACFS Fixer is currently running, then no further action is needed. The ACFS Fixer will resolve the problem. If the ACFS Checker is running, then run the ACFS Fixer to resolve the problem.

ADVM-07075: file has incorrect `_FileSize` value\n found: *string* minimum: *string* \nfor file:\n*nstring*

Cause: The `_FileSize` property of the indicated file was incorrect.

Action: If the ACFS Fixer is currently running, then no further action is needed. The ACFS Fixer will resolve the problem. If the ACFS Checker is running, then run the ACFS Fixer to resolve the problem.

ADVM-07076: file has invalid `_AllocationSize` value\n found: *string* minimum: *string* \nfor file:\n*nstring*

Cause: The `_AllocationSize` property of the indicated file was invalid. The `_AllocationSize` value for this file cannot be less than the value described in the message.

Action: If the ACFS Fixer is currently running, then no further action is needed. The ACFS Fixer will resolve the problem. If the ACFS Checker is running, then run the ACFS Fixer to resolve the problem.

ADVM-07077: Local_Bitmap has incorrect `_FileOffset` value for Extent[1]\n found: *string*, but expected to find: 0\nfor file:\n*nstring*

Cause: The `_FileOffset` property in Extent[1] of the indicated Local_Bitmap was not zero.

Action: If the ACFS Fixer is currently running, then no further action is needed. The ACFS Fixer will resolve the problem. If the ACFS Checker is running, then run the ACFS Fixer to resolve the problem.

ADVM-07078: Local_Bitmap has incorrect `_Length` value in Extent[1]\n found: *string*, but expected to find: *string* \nfor file:\n*nstring*

Cause: The `_Length` property in Extent[1] of the indicated Local_Bitmap did not match the file system's allocation unit size.

Action: If the ACFS Fixer is currently running, then no further action is needed. The ACFS Fixer will resolve the problem. If the ACFS Checker is running, then run the ACFS Fixer to resolve the problem.

ADVM-07079: Local_Bitmap has invalid `_PhysicalDiskOffset` value for Extent[1]\n found: 0, but expected to find: > 0\nfor file:\n*nstring*

Cause: The `_PhysicalDiskOffset` property in Extent[1] of the indicated Local_Bitmap was equal to zero. This `_PhysicalDiskOffset` value must be greater than zero.

Action: If the ACFS Fixer is currently running, then no further action is needed. The ACFS Fixer will resolve the problem. If the ACFS Checker is running, then run the ACFS Fixer to resolve the problem.

ADVM-07080: Local_Bitmap has incorrect `_PhysicalDiskOffset` value for Extent[1]\n found: *string* maximum: *string* \nfor file:\n*nstring*

Cause: The `_PhysicalDiskOffset` property in Extent[1] of the indicated Local_Bitmap exceeded the size of the file system.

Action: n/a

ADVM-07081: file has invalid `_granularity` value\n found: *number*, but expected to find: *number*\nfor file:\nstring

Cause: The `_granularity` property of the indicated system file was incorrect. Many system files require local extents which is indicated by a `_granularity` value of -1.

Action: If the ACFS Fixer is currently running, then no further action is needed. The ACFS Fixer will resolve the problem. If the ACFS Checker is running, then run the ACFS Fixer to resolve the problem.

ADVM-07082: Global_BitMap space requirement exceeds `_AllocationSize` value. Bitmap requires *string* bytes, allocated space: *string* bytes\nfor file:\nstring

Cause: The `_AllocationSize` property of the Global_BitMap was not large enough to store the Global_BitMap data. There are two possible causes: 1. The `_AllocationSize` value was incorrect. 2. The value used to indicate the number of bits needed to map file system storage was incorrect.

Action: If the ACFS Fixer is currently running, then no further action is needed. The ACFS Fixer will resolve the problem. If the ACFS Checker is running, then run the ACFS Fixer to resolve the problem.

ADVM-07083: Global_BitMap has invalid `_granularity` value\n found: *number*, but expected to find: *number*\nfor file:\nstring

Cause: The `_granularity` property of the indicated Global_BitMap was incorrect. The Global_BitMap file must have a `_granularity` value of -1 which indicates that the file has local extents.

Action: If the ACFS Fixer is currently running, then no further action is needed. The ACFS Fixer will resolve the problem. If the ACFS Checker is running, then run the ACFS Fixer to resolve the problem.

ADVM-07084: Snap_Map has mismatch between `_FileSize` and `_AllocationSize` values\n `_FileSize`: *string* `_AllocationSize`: *string*\nfor file:\nstring

Cause: The `_FileSize` and `_AllocationSize` properties of the indicated Snap_Map file did not match. The values for these properties must match for a Snap_Map file. One or both values was incorrect.

Action: If the ACFS Fixer is currently running, then no further action is needed. The ACFS Fixer will resolve the problem. If the ACFS Checker is running, then run the ACFS Fixer to resolve the problem.

ADVM-07085: file has `_FileSize` value that exceeds `_AllocationSize` value\n `_FileSize`: *string* `_AllocationSize`: *string*\nfor file:\nstring

Cause: The `_FileSize` property of the indicated file exceeded the amount of storage allocated to the file. The `_AllocationSize` property describes the amount of storage available for the file. One of these properties was incorrect.

Action: If the ACFS Fixer is currently running, then no further action is needed. The ACFS Fixer will resolve the problem. If the ACFS Checker is running, then run the ACFS Fixer to resolve the problem.

ADVM-07086: file has `_AllocationSize` value that is invalid for the file system\n found: *string*, but expected to find: multiple of *string*\nfor file:\nstring

Cause: The `_AllocationSize` property of the indicated file was incorrect. Its value must be a multiple of the file system allocation unit size.

Action: If the ACFS Fixer is currently running, then no further action is needed. The ACFS Fixer will resolve the problem. If the ACFS Checker is running, then run the ACFS Fixer to resolve the problem.

**ADVM-07087: file has `_AllocationSize` value but no extent information\n
`_AllocationSize: string\nfor file:\nstring`**

Cause: The `_AllocationSize` property of the indicated file was greater than 0, but there was no corresponding extent information. There are two possible causes: 1. The `_AllocationSize` should have been zero. 2. The `_NextFreeExtent` value was incorrect.

Action: If the ACFS Fixer is currently running, then no further action is needed. The ACFS Fixer will resolve the problem. If the ACFS Checker is running, then run the ACFS Fixer to resolve the problem.

ADVM-07088: `Map_File` has incorrect `_FileSize` value\n found: *string*, but expected to find: multiple of *number*\nfor file:\nstring

Cause: The `_FileSize` property of the indicated `Map_File` was incorrect. The `_FileSize` value for a `Map_File` must be a multiple of the `META_MAP_ENTRY` size.

Action: If the ACFS Fixer is currently running, then no further action is needed. The ACFS Fixer will resolve the problem. If the ACFS Checker is running, then run the ACFS Fixer to resolve the problem.

ADVM-07089: `Volume_Log` has invalid `_FileSize` value\n found: *string*, but expected to find: 0\nfor file:\nstring

Cause: The `_FileSize` property of the indicated `Volume_Log` file was not equal to zero. The `_FileSize` value for a `Volume_Log` must be zero.

Action: If the ACFS Fixer is currently running, then no further action is needed. The ACFS Fixer will resolve the problem. If the ACFS Checker is running, then run the ACFS Fixer to resolve the problem.

ADVM-07090: `Volume_Log` has invalid `_granularity` value\n found: *number*, but expected to find: *number*\nfor file:\nstring

Cause: The `_granularity` property of the indicated `Volume_Log` file was incorrect. `Volume_Log` files must have a `_granularity` value of -1 which indicates that the file has local extents.

Action: If the ACFS Fixer is currently running, then no further action is needed. The ACFS Fixer will resolve the problem. If the ACFS Checker is running, then run the ACFS Fixer to resolve the problem.

ADVM-07091: `Volume_Log` has incorrect `_NextFreeExtent` value\n found: *number*, but expected to find: 0 or 1\nfor file:\nstring

Cause: The `_NextFreeExtent` property of the indicated `Volume_Log` file was incorrect. A `Volume_Log` file can have at most one extent.

Action: If the ACFS Fixer is currently running, then no further action is needed. The ACFS Fixer will resolve the problem. If the ACFS Checker is running, then run the ACFS Fixer to resolve the problem.

ADVM-07092: file has invalid `_security_data_offset` value\nfor file:\nstring

Cause: The `_security_data_offset` property of the indicated file did not have a corresponding entry in any `Security_Metadata` file. There are three possible causes: 1. The `_security_data` value was incorrect. 2. The `Security_Metadata` file had incorrect data at the corresponding offset. 3. The `Security_Metadata` file was not found.

Action: If the ACFS Fixer is currently running, then no further action is needed. The ACFS Fixer will resolve the problem. If the ACFS Checker is running, then run the ACFS Fixer to resolve the problem.

ADVM-07094: file has invalid _SnapMetaIncarnationNumber value\n found: number maximum: number\nfor file:\nstring

Cause: The _SnapIncarnationNumber property of the indicated file exceeded the maximum _SnapIncarnationNumber value for the file system.

Action: If the ACFS Fixer is currently running, then no further action is needed. The ACFS Fixer will resolve the problem. If the ACFS Checker is running, then run the ACFS Fixer to resolve the problem.

ADVM-07095: CHARACTER special file has invalid major_device_number value\n found: 0, but expected to find: > 0\nfor file:\nstring

Cause: The major_device_number property of the indicated CHARACTER special file was invalid. major_device_number values must be greater than zero.

Action: If the ACFS Fixer is currently running, then no further action is needed. The ACFS Fixer will resolve the problem. If the ACFS Checker is running, then run the ACFS Fixer to resolve the problem.

ADVM-07096: file has incorrect _EAOffset value\n found: string, but expected to find: string\nfor file:\nstring

Cause: The _EAOffset property of the indicated file was incorrect.

Action: If the ACFS Fixer is currently running, then no further action is needed. The ACFS Fixer will resolve the problem. If the ACFS Checker is running, then run the ACFS Fixer to resolve the problem.

ADVM-07097: file has invalid _TimeofCreation value\n found: string, but expected to find: string\nfor file:\nstring

Cause: The _TimeofCreation property of the indicated file was incorrect.

Action: If the ACFS Fixer is currently running, then no further action is needed. The ACFS Fixer will resolve the problem. If the ACFS Checker is running, then run the ACFS Fixer to resolve the problem.

ADVM-07098: file has invalid _TimeLastAccessed value\n found: string, but expected to find: string\nfor file:\nstring

Cause: The _TimeLastAccessed property of the indicated file was incorrect.

Action: If the ACFS Fixer is currently running, then no further action is needed. The ACFS Fixer will resolve the problem. If the ACFS Checker is running, then run the ACFS Fixer to resolve the problem.

ADVM-07099: file has invalid _TimeLastModified value\n found: string, but expected to find: string\nfor file:\nstring

Cause: The _TimeLastModified property of the indicated file was incorrect.

Action: If the ACFS Fixer is currently running, then no further action is needed. The ACFS Fixer will resolve the problem. If the ACFS Checker is running, then run the ACFS Fixer to resolve the problem.

ADVM-07100: file has invalid _FileSize value\n found: string minimum: string\nfor file:\nstring

Cause: The _FileSize property of the indicated file was invalid. The _FileSize value for this file cannot be less than the value described in the message.

Action: If the ACFS Fixer is currently running, then no further action is needed. The ACFS Fixer will resolve the problem. If the ACFS Checker is running, then run the ACFS Fixer to resolve the problem.

ADVM-07101: file has invalid `_TimeLastChanged` value\n found: *string*, but expected to find: *string*\nfor file:\n*nstring*

Cause: The `_TimeLastChanged` property of the indicated file was incorrect.

Action: If the ACFS Fixer is currently running, then no further action is needed. The ACFS Fixer will resolve the problem. If the ACFS Checker is running, then run the ACFS Fixer to resolve the problem.

ADVM-07102: file has invalid `_TimeofCreation` value\n found: 0\nfor file:\n*nstring*

Cause: The `_TimeofCreation` property of the indicated file was invalid. The `_TimeofCreation` value must be non-zero.

Action: If the ACFS Fixer is currently running, then no further action is needed. The ACFS Fixer will resolve the problem. If the ACFS Checker is running, then run the ACFS Fixer to resolve the problem.

ADVM-07103: file has invalid `_TimeLastAccessed` value\n found: 0\nfor file:\n*nstring*

Cause: The `_TimeLastAccessed` property of the indicated file was invalid. The `_TimeLastAccessed` value must be non-zero.

Action: If the ACFS Fixer is currently running, then no further action is needed. The ACFS Fixer will resolve the problem. If the ACFS Checker is running, then run the ACFS Fixer to resolve the problem.

ADVM-07104: file has invalid `_TimeLastModified` value\n found: 0\nfor file:\n*nstring*

Cause: The `_TimeLastModified` property of the indicated file was invalid. The `_TimeLastModified` value must be non-zero.

Action: If the ACFS Fixer is currently running, then no further action is needed. The ACFS Fixer will resolve the problem. If the ACFS Checker is running, then run the ACFS Fixer to resolve the problem.

ADVM-07105: file has invalid `_TimeLastChanged` value\n found: 0\nfor file:\n*nstring*

Cause: The `_TimeLastChanged` property of the indicated file was invalid. The `_TimeLastChanged` value must be non-zero.

Action: If the ACFS Fixer is currently running, then no further action is needed. The ACFS Fixer will resolve the problem. If the ACFS Checker is running, then run the ACFS Fixer to resolve the problem.

ADVM-07106: file has invalid `_WindowsAttributes` value(s)\n found: *string*\n valid values: *string*\nfor file:\n*nstring*

Cause: The `_WindowsAttributes` property of the indicated file was invalid. One or more of the `_WindowsAttributes` values were not within the range of valid values. Refer to the corresponding messages for a list of valid values.

Action: If the ACFS Fixer is currently running, then no further action is needed. The ACFS Fixer will resolve the problem. If the ACFS Checker is running, then run the ACFS Fixer to resolve the problem.

ADVM-07107: file has incorrect `_rep_incarnation` value\n found: *number*, but expected to find: *number*\nfor file:\n*nstring*

Cause: The `_repFE_incarnation_number` property of the indicated file was incorrect.

Action: If the ACFS Fixer is currently running, then no further action is needed. The ACFS Fixer will resolve the problem. If the ACFS Checker is running, then run the ACFS Fixer to resolve the problem.

ADVM-07108: file has incorrect `_rep_VFN` value\n found: *string*, but expected to find: *string*\nfor file:\n*nstring*

Cause: The `_rep_VFN` property of the indicated file was incorrect.

Action: If the ACFS Fixer is currently running, then no further action is needed. The ACFS Fixer will resolve the problem. If the ACFS Checker is running, then run the ACFS Fixer to resolve the problem.

ADVM-07109: file has incorrect `_rep_SCN` value\n found: *string*, but expected to find: *string*\nfor file:\n*nstring*

Cause: The `_rep_SCN` property of the indicated file was incorrect.

Action: If the ACFS Fixer is currently running, then no further action is needed. The ACFS Fixer will resolve the problem. If the ACFS Checker is running, then run the ACFS Fixer to resolve the problem.

ADVM-07110: file has incorrect `_EncrMetaOffset` value\n found: *string*, but expected to find: *string*\nfor file:\n*nstring*

Cause: The `_EncrMetaOffset` property of the indicated file was incorrect.

Action: If the ACFS Fixer is currently running, then no further action is needed. The ACFS Fixer will resolve the problem. If the ACFS Checker is running, then run the ACFS Fixer to resolve the problem.

ADVM-07111: file has incorrect `_Vault_MetaOffset` value\n found: *string*, but expected to find: *string*\nfor file:\n*nstring*

Cause: The `_Vault_MetaOffset` property of the indicated file was incorrect.

Action: If the ACFS Fixer is currently running, then no further action is needed. The ACFS Fixer will resolve the problem. If the ACFS Checker is running, then run the ACFS Fixer to resolve the problem.

ADVM-07112: file has incorrect `_EncrSecFlags` value\n found: *string*, but expected to find: *string*\nfor file:\n*nstring*

Cause: The `_EncrSecFlags` property of the indicated file was incorrect.

Action: If the ACFS Fixer is currently running, then no further action is needed. The ACFS Fixer will resolve the problem. If the ACFS Checker is running, then run the ACFS Fixer to resolve the problem.

ADVM-07113: file has incorrect `_EA_ContainerUnits` value\n found: *number*, but expected to find: *number*\nfor file:\n*nstring*

Cause: The `_EA_ContainerUnits` property of the indicated file was incorrect.

Action: If the ACFS Fixer is currently running, then no further action is needed. The ACFS Fixer will resolve the problem. If the ACFS Checker is running, then run the ACFS Fixer to resolve the problem.

ADVM-07115: Local_Bitmap has incorrect `_FileSize` value\n found: *string*, but expected to find: *0*\nfor file:\n*nstring*

Cause: The `_FileSize` property of the indicated Local_Bitmap was invalid. The `_FileSize` value for a Local_Bitmap must be zero.

Action: If the ACFS Fixer is currently running, then no further action is needed. The ACFS Fixer will resolve the problem. If the ACFS Checker is running, then run the ACFS Fixer to resolve the problem.

ADVM-07116: BLOCK special file has invalid major_device_number value\n found: 0, but expected to find: > 0\nfor file:\nstring

Cause: The major_device_number property of the indicated BLOCK special file was invalid. major_device_number values must be greater than zero.

Action: If the ACFS Fixer is currently running, then no further action is needed. The ACFS Fixer will resolve the problem. If the ACFS Checker is running, then run the ACFS Fixer to resolve the problem.

ADVM-07117: Directory_Entry structure has invalid file identifier value:\n found: string maximum: string\nfor structure:\nstring

Cause: The file identifier property of the indicated Directory_Entry structure exceeded the maximum file identifier for the file system.

Action: If the ACFS Fixer is currently running, then no further action is needed. The ACFS Fixer will resolve the problem. If the ACFS Checker is running, then run the ACFS Fixer to resolve the problem.

ADVM-07118: System metadata file is corrupt and cannot be repaired\nfor file:\nstring

Cause: The ACFS Checker/Fixer found an inconsistency with the indicated system metadata file. This metadata file cannot be repaired due to the nature of the corruption.

Action: Restore the file system from a backup copy.

ADVM-07119: _Locator structure has incorrect _global_dir_blk value\n found: string, but expected to find: string\nfor structure:\nstring

Cause: The _global_dir_blk property of the indicated structure was incorrect.

Action: If the ACFS Fixer is currently running, then no further action is needed. The ACFS Fixer will resolve the problem. If the ACFS Checker is running, then run the ACFS Fixer to resolve the problem.

ADVM-07120: _Locator structure has invalid node identifier for entry number in _node_number array\n found: number maximum: number\nfor structure:\nstring

Cause: A node identifier in the _node_number array of the indicated structure that exceeded the maximum value for the file system.

Action: If the ACFS Fixer is currently running, then no further action is needed. The ACFS Fixer will resolve the problem. If the ACFS Checker is running, then run the ACFS Fixer to resolve the problem.

ADVM-07121: _Locator structure has invalid file identifier for entry number in _local_dir_blk array\n found: string maximum: string\nfor structure:\nstring

Cause: A file identifier for a Local_Metadata_Directory in the _local_dir_blk array of the indicated _Locator structure exceeded the maximum file identifier for the file system.

Action: If the ACFS Fixer is currently running, then no further action is needed. The ACFS Fixer will resolve the problem. If the ACFS Checker is running, then run the ACFS Fixer to resolve the problem.

ADVM-07122: _Locator structure has incorrect _local_dir_blk_disk_offset for entry number in _local_dir_blk_disk_offset array\n found: string, but expected to find: string\nfor structure:\nstring

Cause: The disk offset for a Local_Metadata_Directory in the _local_dir_blk_disk_offset array of the indicated _Locator structure was incorrect.

There are two possible causes: 1. The `_local_dir_blk_disk_offset` value was incorrect. 2. The structure at the `_local_dir_blk_disk_offset` was not a `Local_Metadata_Directory` structure.

Action: If the ACFS Fixer is currently running, then no further action is needed. The ACFS Fixer will resolve the problem. If the ACFS Checker is running, then run the ACFS Fixer to resolve the problem.

ADVM-07123: `_Locator` structure has duplicate entries for node *number*\nfor structure:\nstring

Cause: There was more than one entry for the same node within the `_Locator` structure(s). Node identifiers must be unique.

Action: If the ACFS Fixer is currently running, then no further action is needed. The ACFS Fixer will resolve the problem. If the ACFS Checker is running, then run the ACFS Fixer to resolve the problem.

ADVM-07124: `_Locator` structure has duplicate entries for `Local_Metadata_Directory`: *string*\nfor structure:\nstring

Cause: There was more than one entry for the same `Local_Metadata_Directory` within the `_Locator` structure(s). `Local_Metadata_Directory` file identifiers must be unique.

Action: If the ACFS Fixer is currently running, then no further action is needed. The ACFS Fixer will resolve the problem. If the ACFS Checker is running, then run the ACFS Fixer to resolve the problem.

ADVM-07125: `_Locator` structure has incorrect `_node_count` value\n found: *number*, but expected to find: *number*\nfor structure:\nstring

Cause: The `_node_count` property of the indicated `_Locator` structure did not match the number of valid nodes found.

Action: If the ACFS Fixer is currently running, then no further action is needed. The ACFS Fixer will resolve the problem. If the ACFS Checker is running, then run the ACFS Fixer to resolve the problem.

ADVM-07126: `_Locator` structure has incorrect `_next_locator_blk_disk_offset` value\n found: *string*\nfor structure:\nstring

Cause: The `_next_locator_blk_disk_offset` property of the indicated `_Locator` structure was incorrect. There are two possible causes: 1. The `_next_locator_blk_disk_offset` was incorrect. 2. The structure at the `_next_locator_blk_disk_offset` was not a `_Locator` structure.

Action: If the ACFS Fixer is currently running, then no further action is needed. The ACFS Fixer will resolve the problem. If the ACFS Checker is running, then run the ACFS Fixer to resolve the problem.

ADVM-07127: `Global_Virtual_FileID_Pool` structure has incorrect `_repFreeVFNGroup` value\n found: *string*, but expected to find: *string*\nfor structure:\nstring

Cause: The `_repFreeVFNGroup` property of the indicated `Global_Virtual_FileID_Pool` structure was incorrect.

Action: If the ACFS Fixer is currently running, then no further action is needed. The ACFS Fixer will resolve the problem. If the ACFS Checker is running, then run the ACFS Fixer to resolve the problem.

ADVM-07128: Global_Virtual_FileID_Pool structure has incorrect _repFreeVFNIncarnNum value\n found: *string*, but expected to find: *string*\nfor structure:\n*nstring*

Cause: The _repFreeVFNIncarnNum property of the indicated Global_Virtual_FileID_Pool structure was incorrect.

Action: If the ACFS Fixer is currently running, then no further action is needed. The ACFS Fixer will resolve the problem. If the ACFS Checker is running, then run the ACFS Fixer to resolve the problem.

ADVM-07129: Replication_Log_Initiator structure has incorrect _initiator_node_id value\n found: *number*, but expected to find: *number*\nfor structure:\n*nstring*

Cause: The _initiator_node_id property of the indicated Replication_Log_Initiator structure was incorrect.

Action: If the ACFS Fixer is currently running, then no further action is needed. The ACFS Fixer will resolve the problem. If the ACFS Checker is running, then run the ACFS Fixer to resolve the problem.

ADVM-07130: Replication_Log_Initiator structure has incorrect _new_rlog_recovered value\n found: *number*, but expected to find: *number*\nfor structure:\n*nstring*

Cause: The _it_rep_logs_processed property of the indicated Replication_Log_Initiator structure was incorrect.

Action: If the ACFS Fixer is currently running, then no further action is needed. The ACFS Fixer will resolve the problem. If the ACFS Checker is running, then run the ACFS Fixer to resolve the problem.

ADVM-07131: Replication_Log_Initiator structure has incorrect _next_cord_id value\n found: *string*, but expected to find: *string*\nfor structure:\n*nstring*

Cause: The _next_cord_id property of the indicated Replication_Log_Initiator structure was incorrect.

Action: If the ACFS Fixer is currently running, then no further action is needed. The ACFS Fixer will resolve the problem. If the ACFS Checker is running, then run the ACFS Fixer to resolve the problem.

ADVM-07132: Replication_Log_Initiator structure has incorrect _next_segment_id value\n found: *string*, but expected to find: *string*\nfor structure:\n*nstring*

Cause: The _next_segment_id property of the indicated Replication_Log_Initiator structure was incorrect.

Action: If the ACFS Fixer is currently running, then no further action is needed. The ACFS Fixer will resolve the problem. If the ACFS Checker is running, then run the ACFS Fixer to resolve the problem.

ADVM-07133: Local_Bitmap has incorrect _AllocationSize value\n found: *string*, but expected to find: *string*\nfor file:\n*nstring*

Cause: The _AllocationSize property of the indicated Local_Bitmap did not match the _Length value of its first extent.

Action: If the ACFS Fixer is currently running, then no further action is needed. The ACFS Fixer will resolve the problem. If the ACFS Checker is running, then run the ACFS Fixer to resolve the problem.

ADVM-07134: invalid global_dir_fileid value\n found: *string*, but expected to find: *string*

Cause: The ACFS Checker/Fixer found an inconsistency within the file system.

Action: If the ACFS Fixer is currently running, then no further action is needed. The ACFS Fixer will resolve the problem. If the ACFS Checker is running, then run the ACFS Fixer to resolve the problem.

ADVM-07135: Global_Metadata_Directory structure has incorrect _node_number value\n found: *number*, but expected to find: *number*\nfor structure:\n*nstring*

Cause: The _node_number property of the indicated Global_Metadata_Directory structure was incorrect.

Action: If the ACFS Fixer is currently running, then no further action is needed. The ACFS Fixer will resolve the problem. If the ACFS Checker is running, then run the ACFS Fixer to resolve the problem.

ADVM-07136: Global_Metadata_Directory structure has incorrect _global_free_blk_list value\n found: *string*, but expected to find: *string*\nfor structure:\n*nstring*

Cause: The _global_free_blk_list property of the indicated Global_Metadata_Directory structure was incorrect.

Action: If the ACFS Fixer is currently running, then no further action is needed. The ACFS Fixer will resolve the problem. If the ACFS Checker is running, then run the ACFS Fixer to resolve the problem.

ADVM-07137: Global_Metadata_Directory structure has incorrect _global_bitmap_fileid value\n found: *string*, but expected to find: *string*\nfor structure:\n*nstring*

Cause: The _global_bitmap_fileid property of the indicated Global_Metadata_Directory structure was incorrect.

Action: If the ACFS Fixer is currently running, then no further action is needed. The ACFS Fixer will resolve the problem. If the ACFS Checker is running, then run the ACFS Fixer to resolve the problem.

ADVM-07138: Global_Metadata_Directory structure has incorrect _SuperBlock_fileid value\n found: *string*, but expected to find: *string*\nfor structure:\n*nstring*

Cause: The _SuperBlock_fileid property of the indicated Global_Metadata_Directory structure was incorrect.

Action: If the ACFS Fixer is currently running, then no further action is needed. The ACFS Fixer will resolve the problem. If the ACFS Checker is running, then run the ACFS Fixer to resolve the problem.

ADVM-07139: Global_Metadata_Directory structure has incorrect _gdrfl_fileid value\n found: *string*, but expected to find: *string*\nfor structure:\n*nstring*

Cause: The _gdrfl_fileid property of the indicated Global_Metadata_Directory structure was incorrect.

Action: If the ACFS Fixer is currently running, then no further action is needed. The ACFS Fixer will resolve the problem. If the ACFS Checker is running, then run the ACFS Fixer to resolve the problem.

ADVM-07140: Global_Metadata_Directory structure has incorrect _dotofs_dir_fileid value\n found: *string*, but expected to find: *string*\nfor structure:\n*nstring*

Cause: The _dotofs_dir_fileid property of the indicated Global_Metadata_Directory structure was incorrect.

Action: If the ACFS Fixer is currently running, then no further action is needed. The ACFS Fixer will resolve the problem. If the ACFS Checker is running, then run the ACFS Fixer to resolve the problem.

ADVM-07141: Global_Metadata_Directory structure has incorrect _ready_dir_fileid value\n found: *string*, but expected to find: *string*\nfor structure:\n*nstring*

Cause: The _ready_dir_fileid property of the indicated Global_Metadata_Directory structure was incorrect.

Action: If the ACFS Fixer is currently running, then no further action is needed. The ACFS Fixer will resolve the problem. If the ACFS Checker is running, then run the ACFS Fixer to resolve the problem.

ADVM-07142: Global_Metadata_Directory structure has incorrect _repl_config_fileid value\n found: *string*, but expected to find: *string*\nfor structure:\n*nstring*

Cause: The _repl_config_fileid property of the indicated Global_Metadata_Directory structure was incorrect.

Action: If the ACFS Fixer is currently running, then no further action is needed. The ACFS Fixer will resolve the problem. If the ACFS Checker is running, then run the ACFS Fixer to resolve the problem.

ADVM-07143: Global_Metadata_Directory structure has incorrect _mmap_log_fileid value\n found: *string*, but expected to find: *string*\nfor structure:\n*nstring*

Cause: The _mmap_log_fileid property of the indicated Global_Metadata_Directory structure was incorrect.

Action: If the ACFS Fixer is currently running, then no further action is needed. The ACFS Fixer will resolve the problem. If the ACFS Checker is running, then run the ACFS Fixer to resolve the problem.

ADVM-07144: Global_Metadata_Directory structure has incorrect _repGlobalVFNPoool_fileid value\n found: *string*, but expected to find: *string*\nfor structure:\n*nstring*

Cause: The _repGlobalVFNPoool_fileid property of the indicated Global_Metadata_Directory structure was incorrect.

Action: If the ACFS Fixer is currently running, then no further action is needed. The ACFS Fixer will resolve the problem. If the ACFS Checker is running, then run the ACFS Fixer to resolve the problem.

ADVM-07145: Global_Metadata_Directory structure has incorrect _repl_config_tbl_fileid value\n found: *string*, but expected to find: *string*\nfor structure:\n*nstring*

Cause: The _repl_config_tbl_fileid property of the indicated Global_Metadata_Directory structure was incorrect.

Action: If the ACFS Fixer is currently running, then no further action is needed. The ACFS Fixer will resolve the problem. If the ACFS Checker is running, then run the ACFS Fixer to resolve the problem.

ADVM-07146: Global_Metadata_Directory structure has incorrect _repLogCutInitiatorBlock_fileid value\n found: *string*, but expected to find: *string* \nfor structure:\n*nstring*

Cause: The _repLogCutInitiatorBlock_fileid property of the indicated Global_Metadata_Directory structure was incorrect.

Action: If the ACFS Fixer is currently running, then no further action is needed. The ACFS Fixer will resolve the problem. If the ACFS Checker is running, then run the ACFS Fixer to resolve the problem.

ADVM-07147: Global_Metadata_Directory structure has incorrect _repLogCutInitiatorBlock_offset value\n found: *string*, but expected to find: *string* \nfor structure:\n*nstring*

Cause: The _repLogCutInitiatorBlock_offset property of the indicated Global_Metadata_Directory structure was incorrect.

Action: If the ACFS Fixer is currently running, then no further action is needed. The ACFS Fixer will resolve the problem. If the ACFS Checker is running, then run the ACFS Fixer to resolve the problem.

ADVM-07148: Global_Metadata_Directory structure has incorrect _snap_map_fileid value\n found: *string*, but expected to find: *string*\nfor structure:\n*nstring*

Cause: The _snap_map_fileid property of the indicated Global_Metadata_Directory structure was incorrect.

Action: If the ACFS Fixer is currently running, then no further action is needed. The ACFS Fixer will resolve the problem. If the ACFS Checker is running, then run the ACFS Fixer to resolve the problem.

ADVM-07149: Global_Metadata_Directory structure has incorrect _snaps_dir_fileid value\n found: *string*, but expected to find: *string*\nfor structure:\n*nstring*

Cause: The _snaps_dir_fileid property of the indicated Global_Metadata_Directory structure was incorrect.

Action: If the ACFS Fixer is currently running, then no further action is needed. The ACFS Fixer will resolve the problem. If the ACFS Checker is running, then run the ACFS Fixer to resolve the problem.

ADVM-07150: Global_Metadata_Directory structure has incorrect _global_tagdir_fileid value\n found: *string*, but expected to find: *string*\nfor structure:\n*nstring*

Cause: The _global_tagdir_fileid property of the indicated Global_Metadata_Directory structure was incorrect.

Action: If the ACFS Fixer is currently running, then no further action is needed. The ACFS Fixer will resolve the problem. If the ACFS Checker is running, then run the ACFS Fixer to resolve the problem.

ADVM-07151: Global_Metadata_Directory structure has incorrect _ea_change_fileid\n found: *string*, but expected to find: *string*\nfor structure:\n*nstring*

Cause: The _ea_change_fileid property of the indicated Global_Metadata_Directory structure was incorrect.

Action: If the ACFS Fixer is currently running, then no further action is needed. The ACFS Fixer will resolve the problem. If the ACFS Checker is running, then run the ACFS Fixer to resolve the problem.

ADVM-07152: orphan directory '*string*' (file identifier: *string*) \nadded to 'lost +found' directory

Cause: The indicated directory did not have a valid entry in any parent directory. The ACFS Fixer move the file to the 'lost+found' directory.

Action: No further action is needed.

ADVM-07154: An attempt to create a low-fragmentation memory heap failed. \n*string* will attempt to continue with the standard memory heap but may run out of memory.

Cause: A call to the Windows HeapCreate function failed. Refer to the accompanying message(s) for more information on the error.

Action: No further action is required unless there is an error using the standard memory heap. If there is an error using the standard memory heap then refer to the accompanying message(s) for information to resolve the problem.

ADVM-07155: An attempt to initialize a low-fragmentation memory heap failed. \n*string* will attempt to continue with the standard memory heap but may run out of memory.

Cause: A call to the Windows HeapSetInformation function failed. Refer to the accompanying message(s) for more information on the error.

Action: The program will automatically attempt to continue with the standard memory heap but could run out of memory. No further action is required unless there is an error using the standard memory heap. To use low-fragmentation heaps, refer to Microsoft documentation on GlobalFlags values for executables that are not compatible with low-fragmentation heaps. Then use the regedit utility to unset those flags on the executable.

ADVM-07156: Local_Metadata_Directory structure has incorrect _map_file_disk_offset value\n found: *string*, but expected to find: *string*\nfor structure:\n*nstring*

Cause: The _map_file_disk_offset property of the indicated Local_Metadata_Directory structure was incorrect.

Action: If the ACFS Fixer is currently running, then no further action is needed. The ACFS Fixer will resolve the problem. If the ACFS Checker is running, then run the ACFS Fixer to resolve the problem.

ADVM-07157: Local_Metadata_Directory structure has incorrect _vol_log_disk_offset value\n found: *string*, but expected to find: *string*\nfor structure:\n*nstring*

Cause: The _vol_log_disk_offset property of the indicated Local_Metadata_Directory structure was incorrect.

Action: If the ACFS Fixer is currently running, then no further action is needed. The ACFS Fixer will resolve the problem. If the ACFS Checker is running, then run the ACFS Fixer to resolve the problem.

ADVM-07158: unable to create Security_Metadata file offset list\nfor file:\n*nstring*

Cause: The ACFS Checker could not create the Security_Metadata file offset list. Refer to the accompanying message(s) for more information on the problem.

Action: If the ACFS Fixer is currently running, then no further action is needed. The ACFS Fixer will resolve the problem. If the ACFS Checker is running, then run the ACFS Fixer to resolve the problem.

**ADVM-07159: Local_Metadata_Directory structure has incorrect _smf_fileid value
\n found: *string*, but expected to find: *string*\nfor structure:\n*nstring***
Cause: The _smf_fileid property of the indicated Local_Metadata_Directory structure was incorrect.

Action: If the ACFS Fixer is currently running, then no further action is needed. The ACFS Fixer will resolve the problem. If the ACFS Checker is running, then run the ACFS Fixer to resolve the problem.

**ADVM-07160: Local_Metadata_Directory structure has incorrect _it_rlog_fileid value
\n found: *string*, but expected to find: *string*\nfor structure:\n*nstring***
Cause: The _it_rlog_fileid property of the indicated Local_Metadata_Directory structure was incorrect.

Action: If the ACFS Fixer is currently running, then no further action is needed. The ACFS Fixer will resolve the problem. If the ACFS Checker is running, then run the ACFS Fixer to resolve the problem.

**ADVM-07161: Local_Metadata_Directory structure has incorrect _rlog_fileid value
\n found: *string*, but expected to find: *string*\nfor structure:\n*nstring***
Cause: The _rlog_fileid property of the indicated Local_Metadata_Directory structure was incorrect.

Action: If the ACFS Fixer is currently running, then no further action is needed. The ACFS Fixer will resolve the problem. If the ACFS Checker is running, then run the ACFS Fixer to resolve the problem.

**ADVM-07162: Local_Metadata_Directory structure has incorrect
_it_rmap_file_fileid value\n found: *string*, but expected to find: *string*\nfor
structure:\n*nstring***
Cause: The _it_rmap_file_fileid property of the indicated Local_Metadata_Directory structure was incorrect.

Action: If the ACFS Fixer is currently running, then no further action is needed. The ACFS Fixer will resolve the problem. If the ACFS Checker is running, then run the ACFS Fixer to resolve the problem.

**ADVM-07163: Local_Metadata_Directory structure has incorrect _rmap_file_fileid value
\n found: *string*, but expected to find: *string*\nfor structure:\n*nstring***
Cause: The _rmap_file_fileid property of the indicated Local_Metadata_Directory structure was incorrect.

Action: If the ACFS Fixer is currently running, then no further action is needed. The ACFS Fixer will resolve the problem. If the ACFS Checker is running, then run the ACFS Fixer to resolve the problem.

**ADVM-07164: Local_Metadata_Directory structure has incorrect
_repLocalVFNPoool_fileid value\n found: *string*, but expected to find: *string*\nfor
structure:\n*nstring***
Cause: The _repLocalVFNPoool_fileid property of the indicated Local_Metadata_Directory structure was incorrect.

Action: If the ACFS Fixer is currently running, then no further action is needed. The ACFS Fixer will resolve the problem. If the ACFS Checker is running, then run the ACFS Fixer to resolve the problem.

ADVM-07165: invalid file identifier: *string*

Cause: The file identifier entered must be a valid numeric value, greater than or equal to 0, and less than the maximum file identifier value for the file system.

Action: Re-enter a valid file identifier value.

ADVM-07167: Functionality may be limited due to problems accessing the accelerator volume: *string*.

Cause: An attempt to open the accelerator volume failed. Refer to the accompanying messages for more information on the problem.

Action: Correct the problems described in the accompanying messages if possible and rerun the command.

ADVM-07168: Global_BitMap has incorrect value for bitmap size\n found: *string*, but expected to find: *string*\nfor file:\n*nstring*

Cause: The bitmap size property of the indicated Global_BitMap file was incorrect. Its value did not the bitmap size that was calculated for the file system.

Action: If the ACFS Fixer is currently running, then no further action is needed. The ACFS Fixer will resolve the problem. If the ACFS Checker is running, then run the ACFS Fixer to resolve the problem.

ADVM-07169: Global_BitMap has incorrect _AllocationSize value\n found: *string*, but expected to find: *string*\nfor file:\n*nstring*

Cause: The _AllocationSize property of the indicated Global_BitMap file was incorrect. The _AllocationSize value was not large enough to store the Global_BitMap data as determined by the ACFS Checker.

Action: If the ACFS Fixer is currently running, then no further action is needed. The ACFS Fixer will resolve the problem. If the ACFS Checker is running, then run the ACFS Fixer to resolve the problem.

ADVM-07170: Global_BitMap has incorrect values for Extent[0]\n found: _FileOffset: *string* _Length: *string* _PhysicalDiskOffset: *string*\n, but expected to find: _FileOffset: *string* _Length: *string* _PhysicalDiskOffset: *string*\nfor file: \n*nstring*

Cause: The _PhysicalDiskOffset property of the first extent of the indicated Global_BitMap file was incorrect. The Global_BitMap data must begin at the disk offset described in the message.

Action: If the ACFS Fixer is currently running, then no further action is needed. The ACFS Fixer will resolve the problem. If the ACFS Checker is running, then run the ACFS Fixer to resolve the problem.

ADVM-07171: attempt to read SuperBlock FileEntry failed\nfor file:\n*nstring*

Cause: An attempt to read SuperBlock metadata failed. Refer to the accompanying message(s) for more information on the problem.

Action: Correct the problem described in the accompanying messages if possible and rerun fsck (Unix or Linux) or acfschkdsk.exe (Windows).

ADVM-07172: file has incorrect values for Extent[*number*]\n found: _FileOffset: *string* _Length: *string* _PhysicalDiskOffset: *string* \n, but expected to find: _FileOffset: *string* _Length: *string* _PhysicalDiskOffset: *string* \nfor file:\n*nstring*

Cause: One or more values of an extent of the indicated file was incorrect.

Action: If the ACFS Fixer is currently running, then no further action is needed. The ACFS Fixer will resolve the problem. If the ACFS Checker is running, then run the ACFS Fixer to resolve the problem.

ADVM-07175: file has incorrect values for Extent[*number*]\n found: _FileOffset: *string* _Length: *string* \n, but expected to find: _FileOffset: *string* _Length: *string* \nfor file: \n*nstring*

Cause: One or more values of an extent of the indicated file was incorrect.

Action: If the ACFS Fixer is currently running, then no further action is needed. The ACFS Fixer will resolve the problem. If the ACFS Checker is running, then run the ACFS Fixer to resolve the problem.

ADVM-07176: file has invalid _AllocationSize value\n found: *string*, but expected to find: *string*\nfor file:\n*nstring*

Cause: The _AllocationSize property of the indicated file was incorrect.

Action: If the ACFS Fixer is currently running, then no further action is needed. The ACFS Fixer will resolve the problem. If the ACFS Checker is running, then run the ACFS Fixer to resolve the problem.

ADVM-07177: file has incorrect _FileSize value\n found: *string*, but expected to find: *string*\nfor file:\n*nstring*

Cause: The _FileSize property of the indicated file was incorrect.

Action: If the ACFS Fixer is currently running, then no further action is needed. The ACFS Fixer will resolve the problem. If the ACFS Checker is running, then run the ACFS Fixer to resolve the problem.

ADVM-07178: file has incorrect _granularity value\n found: *number*, but expected to find: *number*\nfor file:\n*nstring*

Cause: The _granularity property of the indicated file was incorrect. Some ACFS internal files must have a _granularity value equal to -1 which indicates that the file has local extents.

Action: If the ACFS Fixer is currently running, then no further action is needed. The ACFS Fixer will resolve the problem. If the ACFS Checker is running, then run the ACFS Fixer to resolve the problem.

ADVM-07179: file has incorrect _NextFreeExtent value\n found: *number*, but expected to find: *number*\nfor file:\n*nstring*

Cause: The _NextFreeExtent property of the indicated file was incorrect.

Action: If the ACFS Fixer is currently running, then no further action is needed. The ACFS Fixer will resolve the problem. If the ACFS Checker is running, then run the ACFS Fixer to resolve the problem.

ADVM-07180: There is an inconsistency between the ACFS Map_File and the ACFS Log_File.

Cause: An inconsistency was found between the ACFS Map and Log Files which prevented the processing of transaction data.

Action: If the ACFS Fixer is currently running, then no further action is needed. The ACFS Fixer will resolve the problem. If the ACFS Checker is running, then run the ACFS Fixer to resolve the problem.

ADVM-07184: Log_File not processed for node *number* \nfor file: \nstring

Cause: A Log_File was found but not processed. Unprocessed Log_Files could result in false errors being reported because transaction data was not applied to the file system.

Action: There are two actions possible: 1. Run the ACFS Fixer which will automatically process all valid Log_Files. 2. Run the ACFS Checker and respond yes to any question pertaining to Log_File processing.

ADVM-07185: The ACFS Map_FileSize: *number* indicates that there is transaction data \nto be processed, but the ACFS Log_AllocationSize: *number* indicates that \nthere is no data available. \nACFS Map_File: \nstring \nACFS Log_File: \nfor file: \nstring

Cause: An inconsistency was found between the ACFS Map and Log Files which prevented the processing of transaction data.

Action: If the ACFS Fixer is currently running, then no further action is needed. The ACFS Fixer will resolve the problem. If the ACFS Checker is running, then run the ACFS Fixer to resolve the problem.

ADVM-07188: Map_File has entry with incorrect _Length value \n found: *number* \nfor file: \nstring

Cause: There are two possible causes: 1. The Map_File entry's _Length was equal to zero. 2. The Map_File entry's _Length was not a multiple of the volume's sector size as detailed in the message.

Action: If the ACFS Fixer is currently running, then no further action is needed. The ACFS Fixer will resolve the problem. If the ACFS Checker is running, then run the ACFS Fixer to resolve the problem.

ADVM-07189: Map_File has entry with incorrect _ActualDiskOffset value \n found: *string* minimum: *string* \nfor file: \nstring

Cause: The _ActualDiskOffset property for an entry in the indicated Map_File was incorrect. The _ActualDiskOffset value in a Map_File entry must be greater than the previous entry's _ActualDiskOffset.

Action: If the ACFS Fixer is currently running, then no further action is needed. The ACFS Fixer will resolve the problem. If the ACFS Checker is running, then run the ACFS Fixer to resolve the problem.

ADVM-07190: Map_File has an entry with invalid _LogDiskOffset value \n found: *string* minimum: *string* maximum: *string* \nfor file: \nstring

Cause: The _LogDiskOffset property for an entry in the indicated Map_File was incorrect. The _LogDiskOffset value in a Map_File entry must be within the corresponding Log_File data.

Action: If the ACFS Fixer is currently running, then no further action is needed. The ACFS Fixer will resolve the problem. If the ACFS Checker is running, then run the ACFS Fixer to resolve the problem.

ADVM-07191: Map_File has duplicate entries for _ActualDiskOffset: *string* \nfor file: \nstring

Cause: The indicated Map_File contained more than one entry for the same disk offset. _ActualDiskOffset values must be unique within a Map File.

Action: If the ACFS Fixer is currently running, then no further action is needed. The ACFS Fixer will resolve the problem. If the ACFS Checker is running, then run the ACFS Fixer to resolve the problem.

ADVM-07192: Map_File has incorrect Map_Entry _Length for the Volume_Disk_Header\n found: *number*, but expected to find: *number*\nfor file: \nstring

Cause: The `_Length` property for an entry in the indicated `Map_File` was incorrect. The entry was for a `Volume_Disk_Header` structure, but its `_Length` value did not match the size of a `Volume_Disk_Header` structure.

Action: If the ACFS Fixer is currently running, then no further action is needed. The ACFS Fixer will resolve the problem. If the ACFS Checker is running, then run the ACFS Fixer to resolve the problem.

ADVM-07193: Map_File entry with an invalid _ActualDiskOffset value\n found: *string* maximum: *string*\nfor file:\nstring

Cause: The `_ActualDiskOffset` property for an entry in the indicated `Map_File` was incorrect. The `_ActualDiskOffset` value that exceeded the size of this file system.

Action: If the ACFS Fixer is currently running, then no further action is needed. The ACFS Fixer will resolve the problem. If the ACFS Checker is running, then run the ACFS Fixer to resolve the problem.

ADVM-07195: metadata write failed while processing Volume_Log transaction data at disk offset: *string*\nfor file:\nstring

Cause: An error occurred while writing `Volume_Log` transaction data to the file system. Refer to the accompanying message(s) for more information.

Action: If the ACFS Fixer is currently running, then no further action is needed. The ACFS Fixer will resolve the problem. If the ACFS Checker is running, then run the ACFS Fixer to resolve the problem.

ADVM-07196: write failed for Map_File metadata structure at disk offset: *string* size: *number* bytes\nstructure type: *string* \nfor file:\nstring

Cause: An attempt to write a metadata structure to disk failed. Refer to accompanying message(s) for more information on the problem.

Action: If the ACFS Fixer is currently running, then no further action is needed. The ACFS Fixer will resolve the problem. If the ACFS Checker is running, then run the ACFS Fixer to resolve the problem.

ADVM-07197: discarding Volume_Log and Map_File contents on node *number* due to processing error

Cause: An error occurred while processing file system transaction data. Refer to the accompanying message(s) for more information on the problem.

Action: If the ACFS Fixer is currently running, then no further action is needed. The ACFS Fixer will resolve the problem. If the ACFS Checker is running, then run the ACFS Fixer to resolve the problem.

ADVM-07199: write failed for Volume_Log metadata structure at disk offset: *string* size: *number* bytes\nstructure type: *string* \nfor file:\nstring

Cause: An attempt to update a metadata structure of the indicated `Volume_Log` file failed. Refer to accompanying message(s) for more information on the problem.

Action: If the ACFS Fixer is currently running, then no further action is needed. The ACFS Fixer will resolve the problem. If the ACFS Checker is running, then run the ACFS Fixer to resolve the problem.

ADVM-07200: duplicate _SnapFetaFenum: *string* found for the following snapshots:\n

Cause: The _SnapFetaFenum property of the indicated snapshots had the same value. _SnapFetaFenum values must be unique.

Action: If the message was generated by the ACFS Fixer, then no further action is needed. The ACFS Fixer will resolve the problem. If the message was generated by the ACFS Checker, then run the ACFS Fixer to resolve the problem. Frequent metadata inconsistencies may point to internal errors. In this case, contact Oracle Support Services.

ADVM-07201: Global_Free_Block list is corrupt

Cause: A metadata inconsistency was found within the Global_Free_Block list for the file system.

Action: If the ACFS Fixer is currently running, then no further action is needed. The ACFS Fixer will resolve the problem. If the ACFS Checker is running, then run the ACFS Fixer to resolve the problem.

ADVM-07202: Free_Block_List has incorrect _free_blk_count value\n found: *number*, but expected to find: *number*\nfor structure:\nstring

Cause: The _free_blk_count property of the indicated Free_Block_List was incorrect.

Action: If the ACFS Fixer is currently running, then no further action is needed. The ACFS Fixer will resolve the problem. If the ACFS Checker is running, then run the ACFS Fixer to resolve the problem.

ADVM-07203: results for Snap_Map data may be limited or incorrect due to inconsistencies with Snap_Map metadata

Cause: The acfsdbg utility has identified the metadata inconsistency reported in the accompanying message.

Action: Run the ACFS Fixer to resolve the problem. Frequent metadata inconsistencies may point to internal errors. In this case, contact Oracle Support Services.

ADVM-07204: write failed for Global_BitMap metadata structure at disk offset: *string* size: *number* bytes\nstructure type: *string* \nfor file:\nstring

Cause: An attempt to update a metadata structure of the indicated Global_BitMap file failed. Refer to accompanying message(s) for more information on the problem.

Action: If the ACFS Fixer is currently running, then no further action is needed. The ACFS Fixer will resolve the problem. If the ACFS Checker is running, then run the ACFS Fixer to resolve the problem.

ADVM-07205: functionality may be limited due to File_Entry_Table metadata inconsistency

Cause: The acfsdbg utility has identified the metadata inconsistency reported in the accompanying message.

Action: Run the ACFS Fixer to resolve the problem. Frequent metadata inconsistencies may point to internal errors. In this case, contact Oracle Support Services.

ADVM-07206: read failed for Local_BitMap metadata structure at disk offset: *string* size: *number* bytes\nstructure type: *string* \nfor file:\nstring

Cause: An attempt to read a metadata structure of the indicated Local_BitMap file failed. Refer to accompanying message(s) for more information on the problem.

Action: If the ACFS Fixer is currently running, then no further action is needed. The ACFS Fixer will resolve the problem. If the ACFS Checker is running, then run the ACFS Fixer to resolve the problem

ADVM-07207: functionality related to snapshots disabled due to problems accessing Snap_Map file

Cause: The acfsdbg utility has identified the metadata inconsistency reported in the accompanying message.

Action: Run the ACFS Fixer to resolve the problem. Frequent metadata inconsistencies may point to internal errors. In this case, contact Oracle Support Services.

ADVM-07208: Local_BitMap (file identifier: *string*) has incorrect size\n found: *string*, but expected to find: *string* \nfor file:\n*nstring*

Cause: The size property of the indicated Local_BitMap was incorrect.

Action: If the ACFS Fixer is currently running, then no further action is needed. The ACFS Fixer will resolve the problem. If the ACFS Checker is running, then run the ACFS Fixer to resolve the problem.

ADVM-07209: Local_BitMap (file identifier: *string*) has incorrect Global_BitMap file offset: *string* or incorrect disk offset: *string* \nfor file:\n*nstring*

Cause: The Global_BitMap offset property of the indicated Local_BitMap was incorrect.

Action: If the ACFS Fixer is currently running, then no further action is needed. The ACFS Fixer will resolve the problem. If the ACFS Checker is running, then run the ACFS Fixer to resolve the problem.

ADVM-07211: mismatch between Local_BitMap (file identifier: *string*) and temporary Global_BitMap for disk offset: *string*

Cause: The bitmap data of the indicated Local_BitMap did not match the corresponding bitmap data of the temporary Global_BitMap for the described disk offset.

Action: If the ACFS Fixer is currently running, then no further action is needed. The ACFS Fixer will resolve the problem. If the ACFS Checker is running, then run the ACFS Fixer to resolve the problem.

ADVM-07212: temporary Global_BitMap bit set for disk offset: *string* exceeds maximum offset: *string*

Cause: The bitmap data of the temporary Global_BitMap referenced storage that is beyond the size of this file system.

Action: If the ACFS Fixer is currently running, then no further action is needed. The ACFS Fixer will resolve the problem. If the ACFS Checker is running, then run the ACFS Fixer to resolve the problem.

ADVM-07215: Volume_Disk_Header has invalid _VolSignature value\n found: '*string*',\n but expected to find: *string*, *string*, *string*, *string* or *string*\nfor structure: \n*nstring*

Cause: The _VolSignature property of the indicated Volume_Disk_Header was not a valid ACFS volume signature.

Action: If the ACFS Fixer is currently running, then no further action is needed. The ACFS Fixer will resolve the problem. If the ACFS Checker is running, then run the ACFS Fixer to resolve the problem.

ADVM-07216: Volume_Disk_Header has incorrect _Checksum value\n found: *string*, but expected to find: *string*\nfor structure:\nstring

Cause: The _Checksum property of the indicated Volume_Disk_Header did not match its calculated value.

Action: If the ACFS Fixer is currently running, then no further action is needed. The ACFS Fixer will resolve the problem. If the ACFS Checker is running, then run the ACFS Fixer to resolve the problem.

ADVM-07217: Volume_Disk_Header version does not match *string* version\n found: *number.number*, but expected to find: *number.number*\nfor structure:\nstring

Cause: The _MajorVersionNumber and _MinorVersionNumber properties of the indicated Volume_Disk_Header did not match the version of the ACFS Checker/Fixer or ACFS debug utility that was being used. The ACFS Checker/Fixer or ACFS debug utility was not compatible with this file system. There are two possible causes: 1. The version information in the Volume_Disk_Header structure was not correct. 2. The ACFS Checker/Fixer or ACFS debug utility was not the correct version for the file system.

Action: There are two possible actions: 1. If the file system version displayed in the message is valid then run a compatible version of the ACFS Checker/Fixer or ACFS debug utility. 2. If the file system version displayed in the message is not valid then restore the file system from backup.

ADVM-07218: Volume_Disk_Header has incorrect _VolVolumeSize value\n found: *string* maximum: *string*\n- temporarily assuming Volume Size: *string*\nfor structure:\nstring

Cause: The _VolVolumeSize property of the indicated Volume_Disk_Header exceeded the size of the volume. The ACFS Checker temporarily assumed the maximum volume size during processing.

Action: If the ACFS Fixer is currently running, then no further action is needed. The ACFS Fixer will resolve the problem. If the ACFS Checker is running, then run the ACFS Fixer to resolve the problem.

ADVM-07219: Volume_Disk_Header has incorrect _VolVolumeSize value\n found: *string* minimum: *string*\n- temporarily assuming Volume Size: *string*\nfor structure:\nstring

Cause: The _VolVolumeSize property of the indicated Volume_Disk_Header was less than the minimum supported volume size as detailed in the message. The ACFS Checker temporarily assumed the maximum volume size during processing.

Action: If the ACFS Fixer is currently running, then no further action is needed. The ACFS Fixer will resolve the problem. If the ACFS Checker is running, then run the ACFS Fixer to resolve the problem.

ADVM-07220: Volume_Disk_Header has incorrect _VolClusterSize value\n found: *string*, but expected to find: *string*\n- assuming default size: *string*\nfor structure:\nstring

Cause: The _VolClusterSize property of the indicated Volume_Disk_Header was incorrect. The ACFS Checker temporarily assumed the default value during processing.

Action: If the ACFS Fixer is currently running, then no further action is needed. The ACFS Fixer will resolve the problem. If the ACFS Checker is running, then run the ACFS Fixer to resolve the problem.

ADVM-07221: Volume_Disk_Header has incorrect _VolFETALPosition value\n found: *string*, but expected to find: *string*\n- assuming default File_Entry_Table offset: *string*\nfor structure:\n*nstring*

Cause: The _VolFETALPosition property of the indicated Volume_Disk_Header was incorrect. The ACFS Checker temporarily assumed the default File_Entry_Table offset during processing.

Action: If the ACFS Fixer is currently running, then no further action is needed. The ACFS Fixer will resolve the problem. If the ACFS Checker is running, then run the ACFS Fixer to resolve the problem.

ADVM-07222: Volume_Disk_Header has incorrect _VolOrigVolumeSize value\n found: *string* must be aligned on a *string* byte boundary\nfor structure:\n*nstring*

Cause: The ACFS Checker/Fixer found an inconsistency within the file system.

Action: If the ACFS Fixer is currently running, then no further action is needed. The ACFS Fixer will resolve the problem. If the ACFS Checker is running, then run the ACFS Fixer to resolve the problem.

ADVM-07223: Volume_Disk_Header has incorrect _VolExtentHeaderSize value\n found: *string*, but expected to find: *string*\n- assuming default value: *string*\nfor structure:\n*nstring*

Cause: The _VolExtentHeaderSize property of the indicated Volume_Disk_Header was incorrect. The ACFS Checker temporarily assumed the default value during processing.

Action: If the ACFS Fixer is currently running, then no further action is needed. The ACFS Fixer will resolve the problem. If the ACFS Checker is running, then run the ACFS Fixer to resolve the problem.

ADVM-07224: cannot process command due to Snap_Map File metadata inconsistency

Cause: An acfsdbg command was not executed due to a metadata inconsistency.

Action: Run the ACFS Fixer to resolve the problem. Frequent metadata inconsistencies may point to internal errors. In this case, contact Oracle Support Services.

ADVM-07225: Volume_Disk_Header has invalid _VolFileSystemEndian value\n found: *character*, but expected to find: *string* or *string*\nfor structure:\n*nstring*

Cause: The _VolFileSystemEndian property of the indicated Volume_Disk_Header was invalid.

Action: If the ACFS Fixer is currently running, then no further action is needed. The ACFS Fixer will resolve the problem. If the ACFS Checker is running, then run the ACFS Fixer to resolve the problem.

ADVM-07226: Volume_Disk_Header has invalid _VolStateFlag values.\n found: *string*\n, but expected to find: *string* or *string*\nfor structure:\n*nstring*

Cause: The _VolStateFlag property of the indicated Volume_Disk_Header contained one or more invalid values.

Action: If the ACFS Fixer is currently running, then no further action is needed. The ACFS Fixer will resolve the problem. If the ACFS Checker is running, then run the ACFS Fixer to resolve the problem.

ADVM-07227: missing snapshot name or identifier

Cause: A snapshot name or identifier was not entered as required for this command.

Action: Re-enter the command with a valid snapshot name or snapshot identifier.

ADVM-07228: cannot determine disk geometry for volume: *string*

Cause: The program was unable to determine the geometry of the indicated volume. Refer to the accompanying message(s) for more information on the problem.

Action: Correct the problem described in the accompanying messages if possible and rerun fsck (Unix or Linux) or acfschkdsk.exe (Windows).

ADVM-07229: volume: *string* has invalid sector size\n found: *number*, but expected to find: *number*\n- assuming default value: *number*

Cause: The sector size of the indicated volume was invalid. The ACFS Checker temporarily assumed the default sector size during processing.

Action: Correct the problem described in the accompanying messages if possible and rerun fsck (Unix or Linux) or acfschkdsk.exe (Windows).

ADVM-07230: cannot determine size for volume: *string*

Cause: The program was unable to determine the size of the indicated volume. Refer to the accompanying message(s) for more information on the problem.

Action: Correct the problem described in the accompanying messages if possible and rerun fsck (Unix or Linux) or acfschkdsk.exe (Windows).

ADVM-07231: seek to end of volume failed for volume: *string* offset: *string*

Cause: The program was unable to seek to the end of the indicated volume. Refer to the accompanying message(s) for more information on the problem.

Action: Correct the problem described in the accompanying messages if possible and rerun fsck (Unix or Linux) or acfschkdsk.exe (Windows).

ADVM-07232: seek to end of volume failed for volume: *string*\n requested offset: *string* returned offset: *string*

Cause: The request to seek to the end of the indicated volume failed. The offset set returned did not match the offset requested. Refer to the accompanying message(s) for more information on the problem.

Action: Correct the problem described in the accompanying messages if possible and rerun fsck (Unix or Linux) or acfschkdsk.exe (Windows).

ADVM-07233: read failed for Primary Volume_Disk_Header at disk offset: *string*

Cause: An attempt to read the Primary Volume_Disk_Header at the indicated disk offset failed. Refer to the accompanying message(s) for more information on the problem.

Action: Correct the problem described in the accompanying messages if possible and rerun fsck (Unix or Linux) or acfschkdsk.exe (Windows).

ADVM-07234: read failed for Alternate Volume_Disk_Header at disk offset: *string*

Cause: An attempt to read the Alternate Volume_Disk_Header at the indicated disk offset failed. Refer to the accompanying message(s) for more information on the problem.

Action: Correct the problem described in the accompanying messages if possible and rerun fsck (Unix or Linux) or acfschkdsk.exe (Windows).

ADVM-07235: extent[*number*] has invalid _PhysicalDiskOffset value\n found: 0, but expected to find: greater than 0\nfor file:\nstring

Cause: The _PhysicalDiskOffset property of an extent structure of the indicated file had a value of zero. _PhysicalDiskOffset values must be greater than zero.

Action: If the ACFS Fixer is currently running, then no further action is needed. The ACFS Fixer will resolve the problem. If the ACFS Checker is running, then run the ACFS Fixer to resolve the problem.

ADVM-07236: extent[*number*] has invalid _PhysicalDiskOffset value\n found: 0, but expected to find: greater than 0\nfor structure:\nstring

Cause: The _PhysicalDiskOffset property of an extent of the indicated extent structure had a value of zero. _PhysicalDiskOffset values must be greater than zero.

Action: If the ACFS Fixer is currently running, then no further action is needed. The ACFS Fixer will resolve the problem. If the ACFS Checker is running, then run the ACFS Fixer to resolve the problem.

ADVM-07237: read failed for File_Entry_Table extent metadata structure at disk offset: *string*\nfor file:\nstring

Cause: An attempt to read an extent metadata structure of the indicated file failed. Refer to the accompanying message(s) for more information on the problem.

Action: Correct the problem described in the accompanying messages if possible and rerun fsck (Unix or Linux) or acfschkdisk.exe (Windows).

ADVM-07239: File_Entry_Table count incorrect\n found: *number*, but expected to find: *number*\nfor file:\nstring

Cause: The number of entries found in the File_Entry_Table file did not match the expected number of entries. One or more of the extent structures was invalid.

Action: If the ACFS Fixer is currently running, then no further action is needed. The ACFS Fixer will resolve the problem. If the ACFS Checker is running, then run the ACFS Fixer to resolve the problem.

ADVM-07240: Invalid Security_Metadata_File

Cause: File system checking has identified the metadata inconsistency reported in the message.

Action: If the message was generated by the ACFS Fixer, then no further action is needed. The ACFS Fixer will resolve the problem. If the message was generated by the ACFS Checker, then run the ACFS Fixer to resolve the problem. Frequent metadata inconsistencies may point to internal errors. In this case, contact Oracle Support Services.

ADVM-07241: Security_Metadata file has invalid _security_descriptor record\nfor file:\nstring

Cause: A _security_descriptor record of the indicated Security_Metadata file was invalid.

Action: If the ACFS Fixer is currently running, then no further action is needed. The ACFS Fixer will resolve the problem. If the ACFS Checker is running, then run the ACFS Fixer to resolve the problem.

ADVM-07243: Security_Metadata file has no valid _security_data records\nfor file:\nstring

Cause: The indicated Security_Metadata file did not contain any valid valid _security_data records.

Action: If the ACFS Fixer is currently running, then no further action is needed. The ACFS Fixer will resolve the problem. If the ACFS Checker is running, then run the ACFS Fixer to resolve the problem.

**ADVM-07245: Security_Metadata file contains invalid _security_descriptor data
\nfor file:\nstring**

Cause: The indicated Security_Metadata file contained at least one invalid _security_data record. Refer to the accompanying message(s) for more information on the problem.

Action: If the ACFS Fixer is currently running, then no further action is needed. The ACFS Fixer will resolve the problem. If the ACFS Checker is running, then run the ACFS Fixer to resolve the problem.

**ADVM-07246: Security_Metadata file _Private structure is invalid for:\nfor file:
\nstring**

Cause: The _Private structure of the indicated Security_Metadata file was invalid. Refer to the accompanying message(s) for more information on the problem.

Action: If the ACFS Fixer is currently running, then no further action is needed. The ACFS Fixer will resolve the problem. If the ACFS Checker is running, then run the ACFS Fixer to resolve the problem.

**ADVM-07247: Security_Metadata file has invalid Hash_Table data\nfor file:
\nstring**

Cause: The Hash_Table of the indicated Security_Metadata file contained inconsistent data. Refer to the accompanying message(s) for more information on the problem.

Action: If the ACFS Fixer is currently running, then no further action is needed. The ACFS Fixer will resolve the problem. If the ACFS Checker is running, then run the ACFS Fixer to resolve the problem.

**ADVM-07250: Security_Metadata file _Private structure has invalid _maxFree value
\n found: number minimum: number\nfor structure:\nstring**

Cause: The _maxFree property of the indicated _Private metadata structure was incorrect.

Action: If the ACFS Fixer is currently running, then no further action is needed. The ACFS Fixer will resolve the problem. If the ACFS Checker is running, then run the ACFS Fixer to resolve the problem.

**ADVM-07251: Security_Metadata file _Private structure has invalid
_freeDataListTail value\n found: number minimum: number\nfor structure:
\nstring**

Cause: The _freeDataListTail property of the indicated _Private metadata structure was incorrect.

Action: If the ACFS Fixer is currently running, then no further action is needed. The ACFS Fixer will resolve the problem. If the ACFS Checker is running, then run the ACFS Fixer to resolve the problem.

ADVM-07252: Security_Metadata file node not on _freeDataList\nfor file:\nstring

Cause: One or more of the _security_data nodes of the indicated Security_Metadata file was not found on the free data node list. The _next property for one or more of the _security_data nodes was incorrect.

Action: If the ACFS Fixer is currently running, then no further action is needed. The ACFS Fixer will resolve the problem. If the ACFS Checker is running, then run the ACFS Fixer to resolve the problem.

ADVM-07254: Security_Metadata file has invalid _security_record for _Administrator default\nfor file:\nstring

Cause: The default _Administrator _security_record of the indicated Security_Metadata file was invalid.

Action: If the ACFS Fixer is currently running, then no further action is needed. The ACFS Fixer will resolve the problem. If the ACFS Checker is running, then run the ACFS Fixer to resolve the problem.

ADVM-07256: file has unexpected _ProtectionBits value\n found: number, but expected to find: number\nfor file:\nstring

Cause: The _ProtectionBits property of the indicated files was not expected.

Action: No action is needed if the protection bits were intentionally set differently from the default.

ADVM-07257: unable to process request for volume string; volume is not open

Cause: An attempt to read metadata failed because the volume was not open. Refer to the accompanying messages for more information on the problem.

Action: Correct the problem described in the accompanying messages if possible and rerun the acfsdbg utility.

ADVM-07258: unable to reset context to snapshot string due to File_Entry_Table metadata inconsistency

Cause: The acfsdbg utility has identified the metadata inconsistency reported in the accompanying message.

Action: Run the ACFS Fixer to resolve the problem. Frequent metadata inconsistencies may point to internal errors. In this case, contact Oracle Support Services.

ADVM-07259: file system does not contain a valid Local_Metadata_Directory

Cause: There was no valid Local_Metadata_Directory in the file system. At least one Local_Metadata_Directory is required.

Action: If the ACFS Fixer is currently running, then no further action is needed. The ACFS Fixer will resolve the problem. If the ACFS Checker is running, then run the ACFS Fixer to resolve the problem.

ADVM-07260: Volume_Disk_Header has incorrect _VolNumOFSNodes value\n found: number, but expected to find: number\nfor structure:\nstring

Cause: The _VolNumOFSNodes property of the indicated Volume_Disk_Header structure was incorrect. Its value did not match the number of valid ACFS nodes found.

Action: If the ACFS Fixer is currently running, then no further action is needed. The ACFS Fixer will resolve the problem. If the ACFS Checker is running, then run the ACFS Fixer to resolve the problem.

ADVM-07261: unable to reset context to snapshot string due to Snap_Map file metadata inconsistency

Cause: The acfsdbg utility has identified the metadata inconsistency reported in the accompanying message.

Action: Run the ACFS Fixer to resolve the problem. Frequent metadata inconsistencies may point to internal errors. In this case, contact Oracle Support Services.

ADVM-07262: unable to reset context to snapshot *string* because it no longer exists
Cause: The identified snapshot no longer exists due to on-disk metadata changes that are allowed whenever the acfsdbg utility is operating in read-only mode.

Action: Enter the 'primary' or 'snap *snapshot name*' command to set context.

ADVM-07263: Free_Block_List has incorrect *_first_free_group* value\n found: *number*, but expected to find: *number*\nfor structure:\n*nstring*

Cause: The *_first_free_group* property of the indicated Free_Block_List structure was incorrect.

Action: If the ACFS Fixer is currently running, then no further action is needed. The ACFS Fixer will resolve the problem. If the ACFS Checker is running, then run the ACFS Fixer to resolve the problem.

ADVM-07264: Free_Block_List has incorrect *_last_free_blk* value\n found: *number*, but expected to find: *number*\nfor structure:\n*nstring*

Cause: The *_last_free_blk* property of the indicated Free_Block_List structure was incorrect.

Action: If the ACFS Fixer is currently running, then no further action is needed. The ACFS Fixer will resolve the problem. If the ACFS Checker is running, then run the ACFS Fixer to resolve the problem.

ADVM-07265: write failed for Free_Block metadata structure at disk offset: *string* size: *number* bytes\nfor structure:\n*nstring*

Cause: An attempt to write a Free_Block metadata structure to disk failed. Refer to accompanying message(s) for more information on the problem.

Action: If the ACFS Fixer is currently running, then no further action is needed. The ACFS Fixer will resolve the problem. If the ACFS Checker is running, then run the ACFS Fixer to resolve the problem.

ADVM-07266: write failed for Free_Block_List metadata structure at disk offset: *string* size: *number* bytes\nfor structure:\n*nstring*

Cause: An attempt to write a Free_Block_List metadata structure to disk failed. Refer to accompanying message(s) for more information on the problem.

Action: If the ACFS Fixer is currently running, then no further action is needed. The ACFS Fixer will resolve the problem. If the ACFS Checker is running, then run the ACFS Fixer to resolve the problem.

ADVM-07267: file marked for deletion (file identifier: *string*, disk offset: *string*) cannot be removed due to inconsistent file metadata

Cause: Inconsistent metadata was found for the indicated file that was marked for deletion. The file could not be deleted.

Action: If the ACFS Fixer is currently running, then no further action is needed. The ACFS Fixer will resolve the problem. If the ACFS Checker is running, then run the ACFS Fixer to resolve the problem.

ADVM-07268: file marked for deletion (file identifier: *string*, disk offset: *string*) has invalid *_LinkCount* value\n found: *number*, but expected to find: 0

Cause: The indicated file was marked for deletion, but its *_LinkCount* property was not zero. Files to be deleted must have a *_LinkCount* value of zero. The file could not be deleted.

Action: If the ACFS Fixer is currently running, then no further action is needed. The ACFS Fixer will resolve the problem. If the ACFS Checker is running, then run the ACFS Fixer to resolve the problem.

ADVM-07269: file marked for deletion (file identifier: *string*, disk offset: *string*) has invalid *_SynchFlag* value\n found: *string*\n, but expected to find: *string*

Cause: The *_SynchFlag* property of the indicated file was incorrect. The file was marked for deletion but its *_SynchFlag* did not have the appropriate value. The file could not be deleted.

Action: If the ACFS Fixer is currently running, then no further action is needed. The ACFS Fixer will resolve the problem. If the ACFS Checker is running, then run the ACFS Fixer to resolve the problem.

ADVM-07271: orphan file : *string* (file identifier: *string*) added to 'lost+found' directory

Cause: The indicated file did not have a valid entry in any parent directory. The ACFS Fixer move the file to the 'lost+found' directory.

Action: No further action is needed.

ADVM-07272: read failed for extent metadata structure at disk offset: *string*\nfor file:\n*nstring*

Cause: An attempt to read an extent metadata structure for the indicated file failed. Refer to the accompanying message(s) for more information on the problem.

Action: Correct the problem described in the accompanying messages if possible and rerun fsck (Unix or Linux) or acfschkdsk.exe (Windows).

ADVM-07274: missing or invalid snapshot name

Cause: No snapshot name was provided or the name entered was not valid.

Action: Re-enter the command with a valid snapshot name.

ADVM-07275: cannot read File_Entry_Table *_FileEntry* metadata structure\n- file system validation cannot continue

Cause: An attempt to read the *_FileEntry* metadata structure of the *File_Entry_Table* failed. The *File_Entry_Table* is a critical ACFS metadata structure that is required for file system validation or repairs. The ACFS Checker/Fixer could not process the file system. NOTE: It is also possible that there was no ACFS file system on this volume.

Action: Correct the problem indicated by the accompanying messages if possible and rerun fsck (Unix or Linux) or acfschkdsk.exe (Windows). If the problem cannot be resolved then restore the file system from a backup copy.

ADVM-07276: File_Entry_Table *_FileEntry* metadata structure is invalid\n- file system validation cannot continue

Cause: The *File_Entry_Table*'s *_FileEntry* metadata structure is either corrupt or is missing critical information. NOTE: It is also possible that there is no ACFS file system on the volume.

Action: Restore the file system from a backup copy.

ADVM-07280: checking File_Entry_Table entry: *string* at disk offset: *string*

Cause: The ACFS Checker found a *File_Entry_Table* entry that has not been processed. This entry was an orphan file or an orphan internal metadata structure.

Action: If the ACFS Fixer is currently running, then no further action is needed. The ACFS Fixer will resolve the problem. If the ACFS Checker is running, then run the ACFS Fixer to resolve the problem.

ADVM-07282: read failed for File_Entry_Table entry: *string* at disk offset *string*
Cause: An attempt to read a File_Entry_Table entry failed. Refer to the accompanying message(s) for more information on the problem.

Action: Correct the problem described in the accompanying messages if possible and rerun fsck (Unix or Linux) or acfschkdisk.exe (Windows).

ADVM-07283: orphan File_Entry_Table metadata structure found for \n identifier: *string* at disk offset: *string*\n structure type: *string*

Cause: A File_Entry_Table entry was found that had not been processed. This entry was an orphan file or an invalid internal metadata structure.

Action: If the ACFS Fixer is currently running, then no further action is needed. The ACFS Fixer will resolve the problem. If the ACFS Checker is running, then run the ACFS Fixer to resolve the problem.

ADVM-07284: orphan system file found for file identifier: *string* at disk offset:*string*

Cause: The indicated system file did not have a valid parent directory.

Action: If the ACFS Fixer is currently running, then no further action is needed. The ACFS Fixer will resolve the problem. If the ACFS Checker is running, then run the ACFS Fixer to resolve the problem.

ADVM-07285: snapshot: *string* (identifier: *number*) has invalid File_Entry_Table identifier: *string* that exceeds the maximum value for this file system: *string*

Cause: The acfsdbg utility has identified the metadata inconsistency reported in the accompanying message.

Action: Run the ACFS Fixer to resolve the problem. Frequent metadata inconsistencies may point to internal errors. In this case, contact Oracle Support Services.

ADVM-07286: orphan file found for file identifier: *string* at disk offset: *string*

Cause: The indicated file did not have a valid parent directory.

Action: If the ACFS Fixer is currently running, then no further action is needed. The ACFS Fixer will resolve the problem. If the ACFS Checker is running, then run the ACFS Fixer to resolve the problem.

ADVM-07287: orphan Free_Block metadata structure found for file identifier: *string* at disk offset: *string*

Cause: The indicated Free_Block metadata structure was not found on any free block list.

Action: If the ACFS Fixer is currently running, then no further action is needed. The ACFS Fixer will resolve the problem. If the ACFS Checker is running, then run the ACFS Fixer to resolve the problem.

ADVM-07288: orphan file '*string*' (file identifier: *string*) \n added to 'lost+found' directory

Cause: The indicated file did not have a valid entry in any directory which meant that the file did not have a valid file name. The file was given the generic name described in the message and moved to the 'lost+found' directory.

Action: No further action is needed.

ADVM-07289: orphan Local_Metadata_Directory metadata structure found for file identifier: *string* at disk offset: *string*

Cause: The indicated Local_Metadata_Directory metadata structure was not found on any _Locator list for Local_Metadata_Directory structures.

Action: If the ACFS Fixer is currently running, then no further action is needed. The ACFS Fixer will resolve the problem. If the ACFS Checker is running, then run the ACFS Fixer to resolve the problem.

ADVM-07290: orphan Free_List_Header metadata structure found for file identifier: *string* at disk offset: *string*

Cause: The indicated Free_List_Header metadata structure was not found on any valid Local_Metadata_Directory structure.

Action: If the ACFS Fixer is currently running, then no further action is needed. The ACFS Fixer will resolve the problem. If the ACFS Checker is running, then run the ACFS Fixer to resolve the problem.

ADVM-07291: orphan _Locator metadata structure found for file identifier: *string* at disk offset: *string*

Cause: The indicated _Locator metadata structure was not found in any list of valid _Locator structures.

Action: If the ACFS Fixer is currently running, then no further action is needed. The ACFS Fixer will resolve the problem. If the ACFS Checker is running, then run the ACFS Fixer to resolve the problem.

ADVM-07292: orphan Global_Metadata_Directory metadata structure found for file identifier: *string* at disk offset: *string*

Cause: The File_Entry_Table contained a duplicate Global_Metadata_Directory metadata structure. Global_Metadata_Directory structures must be unique.

Action: If the ACFS Fixer is currently running, then no further action is needed. The ACFS Fixer will resolve the problem. If the ACFS Checker is running, then run the ACFS Fixer to resolve the problem.

ADVM-07294: orphan Global_Virtual_FileID_Pool metadata structure found for identifier: *string* at disk offset: *string*

Cause: The File_Entry_Table contained a duplicate entry for the Global_Virtual_FileID_Pool metadata structure. Global_Virtual_FileID_Pool structures must be unique.

Action: If the ACFS Fixer is currently running, then no further action is needed. The ACFS Fixer will resolve the problem. If the ACFS Checker is running, then run the ACFS Fixer to resolve the problem.

ADVM-07295: orphan Local_Virtual_FileID_Pool metadata structure found for identifier: *string* at disk offset: *string*

Cause: The indicated Local_Virtual_FileID_Pool metadata structure was not found on any valid Local_Metadata_Directory structure.

Action: If the ACFS Fixer is currently running, then no further action is needed. The ACFS Fixer will resolve the problem. If the ACFS Checker is running, then run the ACFS Fixer to resolve the problem.

ADVM-07296: orphan Replication_Log_Initiator metadata structure found for identifier: *string* at disk offset: *string*

Cause: The File_Entry_Table contained a duplicate entry for a Replication_Log_Initiator metadata structure. Replication_Log_Initiator structures must be unique.

Action: If the ACFS Fixer is currently running, then no further action is needed. The ACFS Fixer will resolve the problem. If the ACFS Checker is running, then run the ACFS Fixer to resolve the problem.

ADVM-07297: File_Entry_Table entry: *string* at disk offset: *string* is not a valid metadata structure

Cause: The indicated entry in the File_Entry_Table was not a metadata structure recognized by ACFS.

Action: If the ACFS Fixer is currently running, then no further action is needed. The ACFS Fixer will resolve the problem. If the ACFS Checker is running, then run the ACFS Fixer to resolve the problem.

ADVM-07298: cannot convert file identifier: '*string*' to numeric value

Cause: The format entered for the file identifier was invalid.

Action: Use the acfsdbg utility help (-h) option for a list of commands and format options for entering data.

ADVM-07300: directory Hash_Table contains duplicate entries for offset: *string* \nfor file:\n*nstring*

Cause: The Hash_Table of the indicated directory file had duplicate entries for the offset described in the message. Hash_Table entries must map to unique offsets.

Action: If the ACFS Fixer is currently running, then no further action is needed. The ACFS Fixer will resolve the problem. If the ACFS Checker is running, then run the ACFS Fixer to resolve the problem.

ADVM-07301: directory _hash_key: *string* for offset: *string* has no corresponding file entry\nfor file:\n*nstring*

Cause: The _hash_key property of the indicated directory file was invalid. Its value did not reference a valid file entry.

Action: If the ACFS Fixer is currently running, then no further action is needed. The ACFS Fixer will resolve the problem. If the ACFS Checker is running, then run the ACFS Fixer to resolve the problem.

ADVM-07302: directory _hash_key for offset: *string* is incorrect\n found: *string*, but expected to find: *string*\nfor file:\n*nstring*

Cause: The _hash_key property of the indicated directory file was incorrect. Its value did not match the hash value calculated for the corresponding file entry.

Action: If the ACFS Fixer is currently running, then no further action is needed. The ACFS Fixer will resolve the problem. If the ACFS Checker is running, then run the ACFS Fixer to resolve the problem.

ADVM-07303: Security_Metadata file Hash_Table contains multiple entries for offset: *string*\nfor file:\n*nstring*

Cause: The Hash_Table of the indicated Security_Metadata file had duplicate entries for the offset described in the message. Hash_Table entries must map to unique offsets.

Action: If the ACFS Fixer is currently running, then no further action is needed. The ACFS Fixer will resolve the problem. If the ACFS Checker is running, then run the ACFS Fixer to resolve the problem.

ADVM-07304: Security_Metadata file _hash_key: *string* for offset: *string* has no corresponding entry\nfor file:\n*nstring*

Cause: The _hash_key property of the indicated Security_Metadata file was invalid. Its value did not reference a valid entry.

Action: If the ACFS Fixer is currently running, then no further action is needed. The ACFS Fixer will resolve the problem. If the ACFS Checker is running, then run the ACFS Fixer to resolve the problem.

ADVM-07305: Security_Metadata file _hash_key for offset: *string* is incorrect\nfound: *string*, but expected to find: *string*\nfor file:\n*nstring*

Cause: The _hash_key property of the indicated Security_Metadata file was incorrect. Its value did not match the hash value calculated for the corresponding entry.

Action: If the ACFS Fixer is currently running, then no further action is needed. The ACFS Fixer will resolve the problem. If the ACFS Checker is running, then run the ACFS Fixer to resolve the problem.

ADVM-07306: Hash_Table _hash_key order is incorrect\nfor file:\n*nstring*

Cause: The _hash_key properties of the Hash_Table of the indicated file were not ordered correctly.

Action: If the ACFS Fixer is currently running, then no further action is needed. The ACFS Fixer will resolve the problem. If the ACFS Checker is running, then run the ACFS Fixer to resolve the problem.

ADVM-07308: Hash_File_Index structure for block *number* at disk offset: *string* already processed\nfor file:\n*nstring*

Cause: The Hash_File node list of the indicated file was invalid. One or more of the Hash_File structures had an invalid _next property.

Action: If the ACFS Fixer is currently running, then no further action is needed. The ACFS Fixer will resolve the problem. If the ACFS Checker is running, then run the ACFS Fixer to resolve the problem.

ADVM-07309: cannot access Hash_File_Index node metadata structure at disk offset: *string*\nfor file:\n*nstring*

Cause: An attempt to access the indicated Hash_File_Index metadata structure failed. Refer to the accompanying message(s) for more information on the problem.

Action: If the ACFS Fixer is currently running, then no further action is needed. The ACFS Fixer will resolve the problem. If the ACFS Checker is running, then run the ACFS Fixer to resolve the problem.

ADVM-07310: Hash_File_Index node has incorrect _next value\nfound: *string*, but expected to find: *string*\nfor file:\n*nstring*

Cause: The _next property of the indicated Hash_File_Index structure was incorrect.

Action: If the ACFS Fixer is currently running, then no further action is needed. The ACFS Fixer will resolve the problem. If the ACFS Checker is running, then run the ACFS Fixer to resolve the problem.

ADVM-07311: Hash_Bucket for block *number* at disk offset: *string* already processed\nfor structure:\n*nstring*

Cause: The Hash_Bucket structure of the indicated file has already been processed. One or more of the Hash_File structures had an invalid _next property.

Action: If the ACFS Fixer is currently running, then no further action is needed. The ACFS Fixer will resolve the problem. If the ACFS Checker is running, then run the ACFS Fixer to resolve the problem.

ADVM-07312: cannot access Hash_Bucket metadata structure at disk offset: *string* \nfor file:\n*nstring*

Cause: An attempt to access the indicated Hash_Bucket metadata structure failed. Refer to the accompanying message(s) for more information on the problem.

Action: If the ACFS Fixer is currently running, then no further action is needed. The ACFS Fixer will resolve the problem. If the ACFS Checker is running, then run the ACFS Fixer to resolve the problem.

ADVM-07313: Hash_Bucket has incorrect _controlling_bkt value\n found: *number*, but expected to find: *number*\nfor structure:\n*nstring*

Cause: The _controlling_bkt property of the indicated Hash_Bucket structure was incorrect.

Action: If the ACFS Fixer is currently running, then no further action is needed. The ACFS Fixer will resolve the problem. If the ACFS Checker is running, then run the ACFS Fixer to resolve the problem.

ADVM-07314: Hash_Bucket has incorrect _split_count value\n found: *number*, but expected to find: *number*\nfor file:\n*nstring*

Cause: The _split_count property of the indicated Hash_Bucket structure was incorrect.

Action: If the ACFS Fixer is currently running, then no further action is needed. The ACFS Fixer will resolve the problem. If the ACFS Checker is running, then run the ACFS Fixer to resolve the problem.

ADVM-07315: Hash_Bucket has incorrect _next value\n found: *number*, but expected to find: *number*\nfor file:\n*nstring*

Cause: The _next property of the indicated Hash_Bucket structure was incorrect.

Action: If the ACFS Fixer is currently running, then no further action is needed. The ACFS Fixer will resolve the problem. If the ACFS Checker is running, then run the ACFS Fixer to resolve the problem.

ADVM-07316: cannot access Hash_File_Master_Block metadata structure at disk offset: *string*\nfor file:\n*nstring*

Cause: An attempt to access the indicated Hash_File_Master_Block metadata structure failed. Refer to the accompanying message(s) for more information on the problem.

Action: If the ACFS Fixer is currently running, then no further action is needed. The ACFS Fixer will resolve the problem. If the ACFS Checker is running, then run the ACFS Fixer to resolve the problem.

ADVM-07317: Hash_File metadata structure for block:*number* at disk offset: *string* already processed\nfor file:\n*nstring*

Cause: The list of nodes of the indicated Hash_File file was invalid. One or more of the Hash_File structures had an invalid _next property.

Action: If the ACFS Fixer is currently running, then no further action is needed. The ACFS Fixer will resolve the problem. If the ACFS Checker is running, then run the ACFS Fixer to resolve the problem.

ADVM-07318: Hash_File_Master_Block structure has incorrect _initial_bkt_count value\n found: *number*, but expected to find: *number*\nfor structure:\nstring

Cause: The _initial_bkt_count property of the indicated Hash_File_Master_Block structure was incorrect.

Action: If the ACFS Fixer is currently running, then no further action is needed. The ACFS Fixer will resolve the problem. If the ACFS Checker is running, then run the ACFS Fixer to resolve the problem.

ADVM-07319: Hash_File_Master_Block structure has incorrect _double_count value\n found: *number*, but expected to find: *number*\nfor file:\nstring

Cause: The _double_count property of the indicated Hash_File_Master_Block structure was incorrect.

Action: If the ACFS Fixer is currently running, then no further action is needed. The ACFS Fixer will resolve the problem. If the ACFS Checker is running, then run the ACFS Fixer to resolve the problem.

ADVM-07320: Hash_File_Master_Block structure has incorrect value for entry *number* in _hash_bucket_group array\n found: *number*, but expected to find: *number*\nfor structure:\nstring

Cause: The entry in _hash_bucket_group array of the indicated Hash_File_Master_Block was incorrect.

Action: If the ACFS Fixer is currently running, then no further action is needed. The ACFS Fixer will resolve the problem. If the ACFS Checker is running, then run the ACFS Fixer to resolve the problem.

ADVM-07321: _hash_entry *number* has no corresponding entry\nfor file:\nstring

Cause: The _hash_entry property in the Hash_Table of the indicated file did not have a valid entry associated with it.

Action: If the ACFS Fixer is currently running, then no further action is needed. The ACFS Fixer will resolve the problem. If the ACFS Checker is running, then run the ACFS Fixer to resolve the problem.

ADVM-07322: metadata read failed at disk offset: *string* size: *number* bytes\nfor file:\nstring

Cause: An attempt to read metadata of the indicated file failed. Refer to the accompanying message(s) for more information on the problem.

Action: Correct the problem described in the accompanying messages if possible and rerun fsck (Unix or Linux) or acfschkdsk.exe (Windows).

ADVM-07326: metadata read failed at disk offset: *string*\n bytes requested: *number* bytes returned: *number*\nfor file:\nstring

Cause: An attempt to read metadata of the indicated file failed. The amount of data returned did not match the amount requested. Refer to the accompanying message(s) for more information on the problem.

Action: Correct the problem described in the accompanying messages if possible and rerun fsck (Unix or Linux) or acfschkdsk.exe (Windows).

ADVM-07327: metadata write failed at disk offset: *string* size: *number* bytes\nfor file:\n*nstring*

Cause: An attempt to write metadata of the indicated file failed. Refer to accompanying message(s) for more information on the problem.

Action: If the ACFS Fixer is currently running, then no further action is needed. The ACFS Fixer will resolve the problem. If the ACFS Checker is running, then run the ACFS Fixer to resolve the problem.

ADVM-07331: metadata write failed at disk offset: *string*\n bytes requested: *number* bytes written: *number*\nfor file:\n*nstring*

Cause: An attempt to write metadata of the indicated file failed. The amount of data written did not match the amount requested. Refer to the accompanying message(s) for more information on the problem.

Action: Correct the problem described in the accompanying messages if possible and rerun fsck (Unix or Linux) or acfschkdsk.exe (Windows).

ADVM-07332: cannot convert snapshot identifier: '*string*' to numeric value

Cause: The format entered for the snapshot identifier was invalid.

Action: Use the acfsdbg utility help (-h) option for a list of commands and format options for entering data.

ADVM-07333: invalid snapshot identifier entered: *string*\n minimum: 1 maximum: *number*

Cause: The snapshot identifier entered was not within the valid range for this file system.

Action: Re-enter the command with a snapshot identifier that is within the valid range described in the message.

ADVM-07334: invalid snapshot name '*string*' entered

Cause: The snapshot name entered did not exist.

Action: Re-enter the command with the name or identifier of a valid snapshot.

ADVM-07335: Directory_Node has invalid _dir_entry_free_list_tail value\n found: *number* maximum: *number*\nfor structure:\n*nstring*

Cause: The _dir_entry_free_list_tail property of the indicated Directory_Node structure was incorrect.

Action: If the ACFS Fixer is currently running, then no further action is needed. The ACFS Fixer will resolve the problem. If the ACFS Checker is running, then run the ACFS Fixer to resolve the problem.

ADVM-07336: Directory_Node structure has invalid _next_free_dirnode value\n found: *number* maximum: *number*\nfor structure:\n*nstring*

Cause: The _next_free_dirnode property of the indicated Directory_Node structure was incorrect.

Action: If the ACFS Fixer is currently running, then no further action is needed. The ACFS Fixer will resolve the problem. If the ACFS Checker is running, then run the ACFS Fixer to resolve the problem.

ADVM-07337: Directory_Entry structure has incorrect file identifier for file '*string*'\n found: *string*, but expected to find: *string*\nfor structure:\n*nstring*

Cause: The file identifier property of the indicated Directory_Entry structure did not match the file identifier of the corresponding file.

Action: If the ACFS Fixer is currently running, then no further action is needed. The ACFS Fixer will resolve the problem. If the ACFS Checker is running, then run the ACFS Fixer to resolve the problem.

ADVM-07338: Directory_Entry structure has incorrect _rec_len value for file '*string*'\n found: *number*, but expected to find: *number*\nfor structure:\n*nstring*

Cause: The _rec_len property of the indicated Directory_Entry structure was incorrect.

Action: If the ACFS Fixer is currently running, then no further action is needed. The ACFS Fixer will resolve the problem. If the ACFS Checker is running, then run the ACFS Fixer to resolve the problem.

ADVM-07339: Directory_Entry structure has incorrect _name_len value for file '*string*'\n found: *number*, but expected to find: *number*\nfor structure:\n*nstring*

Cause: The _name_len property of the indicated Directory_Entry structure was incorrect.

Action: If the ACFS Fixer is currently running, then no further action is needed. The ACFS Fixer will resolve the problem. If the ACFS Checker is running, then run the ACFS Fixer to resolve the problem.

ADVM-07340: Directory_Entry structure has invalid or incorrect _attributes for file '*string*'\n found: *string*\n, but expected to find: *string*\nfor structure:\n*nstring*

Cause: The _attributes property of the indicated Directory_Entry structure did not match the _attributes property of the corresponding file.

Action: If the ACFS Fixer is currently running, then no further action is needed. The ACFS Fixer will resolve the problem. If the ACFS Checker is running, then run the ACFS Fixer to resolve the problem.

ADVM-07341: starting disk offset *string* exceeds ending disk offset *string*

Cause: The starting storage map offset was greater than the ending offset.

Action: Re-enter the command with valid disk offsets.

ADVM-07342: Directory_Entry structure has incorrect filename for file\n found: '*string*', but expected to find: '*string*'\nfor structure:\n*nstring*

Cause: The filename property of the indicated Directory_Entry structure did not match the name of the file.

Action: If the ACFS Fixer is currently running, then no further action is needed. The ACFS Fixer will resolve the problem. If the ACFS Checker is running, then run the ACFS Fixer to resolve the problem.

ADVM-07343: unused Directory_Entry structure has incorrect _name_len value\n found: *number*, but expected to find: *number*\nfor structure:\n*nstring*

Cause: The _name_len property of the indicated Directory_Entry structure was incorrect.

Action: If the ACFS Fixer is currently running, then no further action is needed. The ACFS Fixer will resolve the problem. If the ACFS Checker is running, then run the ACFS Fixer to resolve the problem.

ADVM-07344: Directory_Entry structure has incorrect _rec_len value for file '*string*'\n found: *number* maximum: *number*\nfor structure:\n*nstring*

Cause: The _rec_len property of the indicated Directory_Entry structure was greater than the maximum value.

Action: If the ACFS Fixer is currently running, then no further action is needed. The ACFS Fixer will resolve the problem. If the ACFS Checker is running, then run the ACFS Fixer to resolve the problem.

ADVM-07345: Directory_Entry structure has incorrect _rec_len value for file '*string*'\n found: *number* minimum: *number*\nfor structure:\n*nstring*

Cause: The _rec_len property of the indicated Directory_Entry structure was less than the minimum value.

Action: If the ACFS Fixer is currently running, then no further action is needed. The ACFS Fixer will resolve the problem. If the ACFS Checker is running, then run the ACFS Fixer to resolve the problem.

ADVM-07346: Directory_Entry structure has invalid _name_len value\n found: *number* operating system maximum: *number*\nfor structure:\n*nstring*

Cause: The _name_len property of the indicated Directory_Entry structure was greater than the maximum value for this operating system.

Action: If the ACFS Fixer is currently running, then no further action is needed. The ACFS Fixer will resolve the problem. If the ACFS Checker is running, then run the ACFS Fixer to resolve the problem.

ADVM-07347: Directory_Entry structure has incorrect _name_len value\n found: *number* maximum: *number*\nfor structure:\n*nstring*

Cause: The _name_len property of the indicated Directory_Entry structure was greater than the maximum value for this entry.

Action: If the ACFS Fixer is currently running, then no further action is needed. The ACFS Fixer will resolve the problem. If the ACFS Checker is running, then run the ACFS Fixer to resolve the problem.

ADVM-07350: command disabled due to lack of File_Entry_Table context; enter '*primary*' or '*snap*' to set context

Cause: The acfsdbg utility could not process the request because the File_Entry_Table context was not set. The acfsdbg utility requires a valid File_Entry_Table context to locate on-disk metadata structures.

Action: Enter '*primary*' or '*snap snapshot name*' command to set context.

ADVM-07351: requested Snap_Info_Entry structure not available due to inconsistencies with Snap_Map metadata

Cause: The acfsdbg utility has identified the metadata inconsistency reported in the accompanying message.

Action: Run the ACFS Fixer to resolve the problem. Frequent metadata inconsistencies may point to internal errors. In this case, contact Oracle Support Services.

ADVM-07352: snapshot directory contains files with incorrect attributes; attempting to continue processing

Cause: The _attributes property for a file in the indicated snapshot directory was incorrect. The _attributes value indicated that the file was not a directory. All files in a snapshot directory must be directories.

Action: If the ACFS Fixer is currently running, then no further action is needed. The ACFS Fixer will resolve the problem. If the ACFS Checker is running, then run the ACFS Fixer to resolve the problem.

ADVM-07354: file has incorrect or invalid _attributes value\n found: *string*\n, but expected to find: *string*\nfor file:\n*nstring*

Cause: The _attributes property of the indicated file was incorrect.

Action: If the ACFS Fixer is currently running, then no further action is needed. The ACFS Fixer will resolve the problem. If the ACFS Checker is running, then run the ACFS Fixer to resolve the problem.

ADVM-07355: Cannot fix orphaned files because the lost+found directory is damaged.

Cause: Fscck could not move the orphan files because there was an inconsistency with the lost+found directory. Files that do not have a valid parent directory are considered to be orphan files and are moved to the lost+found directory.

Action: If the ACFS Fixer is currently running, then no further action is needed. The ACFS Fixer will resolve the problem. If the ACFS Checker is running, then run the ACFS Fixer to resolve the problem.

ADVM-07356: file is a symbolic link but has no storage for the target name \nfor file:\n*nstring*

Cause: The indicated file was a symbolic link but did not have a target. The target of a symbolic link must have storage.

Action: If the ACFS Fixer is currently running, then no further action is needed. The ACFS Fixer will resolve the problem. If the ACFS Checker is running, then run the ACFS Fixer to resolve the problem.

ADVM-07360: deleting file due to invalid _attributes: *string*\nfile:\n*nstring*

Cause: The _attributes property of the indicated file was invalid. The file must be deleted in order to preserve the integrity of the file system.

Action: If the ACFS Fixer is currently running, then no further action is needed. The ACFS Fixer will resolve the problem. If the ACFS Checker is running, then run the ACFS Fixer to resolve the problem.

ADVM-07361: truncating file '*string*' to *number* bytes\nfor file:\n*nstring*

Cause: The indicated file was truncated in order to preserve file system integrity.

Action: If the ACFS Fixer is currently running, then no further action is needed. The ACFS Fixer will resolve the problem. If the ACFS Checker is running, then run the ACFS Fixer to resolve the problem.

ADVM-07363: Volume_Disk_Header has invalid _VolFeatureFlag values.\n found: *string*\n, but expected to find: *string* or *string*\nfor structure:\n*nstring*

Cause: File system checking has identified the metadata inconsistency reported in the message.

Action: If the message was generated by the ACFS Fixer, then no further action is needed. The ACFS Fixer will resolve the problem. If the message was generated by the ACFS Checker, then run the ACFS Fixer to resolve the problem. Frequent metadata inconsistencies may point to internal errors. In this case, contact Oracle Support Services.

ADVM-07364: file has incorrect values for Extent[*number*]\n found: _Length: *string* _PhysicalDiskOffset: *string*\n, but expected to find: _Length: *string* _PhysicalDiskOffset: *string*\nfor file:\n*nstring*

Cause: One or more of the extent properties of the indicated file was incorrect.

Action: If the ACFS Fixer is currently running, then no further action is needed. The ACFS Fixer will resolve the problem. If the ACFS Checker is running, then run the ACFS Fixer to resolve the problem.

ADVM-07365: extent metadata structure has incorrect values for Extent[*number*]\n found: *_FileOffset: string _Length: string _PhysicalDiskOffset: string \n, but expected to find: _FileOffset: string _Length: string _PhysicalDiskOffset: string \nfor structure:\nstring*

Cause: One or more properties of the indicated extent metadata structure was incorrect.

Action: If the ACFS Fixer is currently running, then no further action is needed. The ACFS Fixer will resolve the problem. If the ACFS Checker is running, then run the ACFS Fixer to resolve the problem.

ADVM-07366: directory has incorrect *_attributes* value\n found: *string*\n, but expected to find: *string*\nfor file:\nstring

Cause: The *_attributes* property of the indicated directory file was incorrect.

Action: If the ACFS Fixer is currently running, then no further action is needed. The ACFS Fixer will resolve the problem. If the ACFS Checker is running, then run the ACFS Fixer to resolve the problem.

ADVM-07367: Volume_Disk_Header has invalid *_VolStateFlag* values for accelerator volume: *string*\n found: *string*,\n but expected to find: *string* \nfor structure:\nstring

Cause: File system checking has identified the metadata inconsistency reported in the message.

Action: If the message was generated by the ACFS Fixer, then no further action is needed. The ACFS Fixer will resolve the problem. If the message was generated by the ACFS Checker, then run the ACFS Fixer to resolve the problem. Frequent metadata inconsistencies may point to internal errors. In this case, contact Oracle Support Services.

ADVM-07369: directory has invalid *_FileSize* value\n found: *number* minimum: *number*\nfor file:\nstring

Cause: The *_FileSize* property of the indicated directory file was incorrect.

Action: If the ACFS Fixer is currently running, then no further action is needed. The ACFS Fixer will resolve the problem. If the ACFS Checker is running, then run the ACFS Fixer to resolve the problem.

ADVM-07370: directory has invalid *_FileSize: string _AllocationSize: string* values \nfor file:\nstring

Cause: The *_FileSize* and *_AllocationSize* properties of the indicated directory file were incorrect.

Action: If the ACFS Fixer is currently running, then no further action is needed. The ACFS Fixer will resolve the problem. If the ACFS Checker is running, then run the ACFS Fixer to resolve the problem.

ADVM-07374: cannot access directory *_Private* structure for block *number* at disk offset: *string*\nfor file:\nstring

Cause: An attempt to access the indicated directory *_Private* metadata structure failed. Refer to the accompanying message(s) for more information on the problem.

Action: If the ACFS Fixer is currently running, then no further action is needed. The ACFS Fixer will resolve the problem. If the ACFS Checker is running, then run the ACFS Fixer to resolve the problem.

ADVM-07375: directory _Private structure at disk offset: *string* contains invalid data\nfor file:\n*nstring*

Cause: The _Private structure of the indicated directory file contained invalid data. Refer to the accompanying message(s) for more information on the problem.

Action: If the ACFS Fixer is currently running, then no further action is needed. The ACFS Fixer will resolve the problem. If the ACFS Checker is running, then run the ACFS Fixer to resolve the problem.

ADVM-07376: directory _Private structure has incorrect header type at disk offset: *string*, this file may not be a directory\n found: *string*, but expected to find: *string* \nfor file:\n*nstring*

Cause: The indicated file did not contain a _Private directory metadata structure as required for directory files. It appeared that the file was incorrectly identified as being a directory.

Action: If the ACFS Fixer is currently running, then no further action is needed. The ACFS Fixer will resolve the problem. If the ACFS Checker is running, then run the ACFS Fixer to resolve the problem.

ADVM-07377: directory has invalid node list\nfor file:\n*nstring*

Cause: The node list of the indicated directory file was invalid. There are three possible causes: 1. One or more of the file's directory structures had an invalid structure header. 2. The _next_dirnode property of one or more of the file's directory structures was incorrect. 3. The _first_dirnode property of the _Private directory structure was incorrect.

Action: If the ACFS Fixer is currently running, then no further action is needed. The ACFS Fixer will resolve the problem. If the ACFS Checker is running, then run the ACFS Fixer to resolve the problem.

ADVM-07378: directory _Private structure has incorrect _last_dirnode value\n found: *number*, but expected to find: *number* \nfor file:\n*nstring*

Cause: The _last_dirnode property of the indicated _Private directory structure was incorrect.

Action: If the ACFS Fixer is currently running, then no further action is needed. The ACFS Fixer will resolve the problem. If the ACFS Checker is running, then run the ACFS Fixer to resolve the problem.

ADVM-07379: directory has invalid free block list\nfor file:\n*nstring*

Cause: The free block list of the indicated directory file was invalid. There are three possible causes: 1. One or more of the file's directory structures had an invalid structure header. 2. The _next_free_dirnode property of one or more of the file's directory structures was incorrect. 3. The _dir_entry_free_list_head property of the _Private directory structure was incorrect.

Action: If the ACFS Fixer is currently running, then no further action is needed. The ACFS Fixer will resolve the problem. If the ACFS Checker is running, then run the ACFS Fixer to resolve the problem.

ADVM-07381: directory _Private structure has incorrect _dir_entry_free_list_tail value\n found: *number*, but expected to find: *number*\nfor file:\nstring

Cause: The _dir_entry_free_list_tail property of the indicated _Private directory structure was incorrect.

Action: If the ACFS Fixer is currently running, then no further action is needed. The ACFS Fixer will resolve the problem. If the ACFS Checker is running, then run the ACFS Fixer to resolve the problem.

ADVM-07382: directory has invalid hash block free list; invalid reference for free hash block\n found: *number* maximum: *number*\nfor file:\nstring

Cause: The hash block free list of the indicated directory file was invalid. There are two possible causes: 1. The _hash_blk_free_list property of the _Private directory structure referenced a block that exceeded the directory's size. 2. The _next_free_blk property of a directory free block referenced a block that exceeded the directory's size.

Action: If the ACFS Fixer is currently running, then no further action is needed. The ACFS Fixer will resolve the problem. If the ACFS Checker is running, then run the ACFS Fixer to resolve the problem.

ADVM-07383: directory has invalid hash block free list\nfor file:\nstring

Cause: The free hash block list of the indicated directory file was invalid. There are three possible causes: 1. One or more of the file's directory structures had an invalid structure header. 2. The next_free_blk property of one or more of the file's directory structures was incorrect. 3. The hash_blk_free_list property of the _Private directory structure was incorrect.

Action: If the ACFS Fixer is currently running, then no further action is needed. The ACFS Fixer will resolve the problem. If the ACFS Checker is running, then run the ACFS Fixer to resolve the problem.

ADVM-07384: snapshot: *string* (identifier: *number*) has invalid _SnapIncarnationNumber\n found: 0, but expected to find: > 0\nfor structure:\nstring

Cause: File system checking has identified the metadata inconsistency reported in the message.

Action: If the message was generated by the ACFS Fixer, then no further action is needed. The ACFS Fixer will resolve the problem. If the message was generated by the ACFS Checker, then run the ACFS Fixer to resolve the problem. Frequent metadata inconsistencies may point to internal errors. In this case, contact Oracle Support Services.

ADVM-07385: directory has orphan Directory_Node metadata structure for block *number* at disk offset: *string*\nfor file:\nstring

Cause: The indicated directory file had a Directory_Node metadata structure that was not found on any directory node list.

Action: If the ACFS Fixer is currently running, then no further action is needed. The ACFS Fixer will resolve the problem. If the ACFS Checker is running, then run the ACFS Fixer to resolve the problem.

ADVM-07386: directory has incorrect _FileSize value\n found: *string*, but expected to find: *string*\nfor file:\nstring

Cause: The _FileSize property of the indicated directory file was incorrect.

Action: If the ACFS Fixer is currently running, then no further action is needed. The ACFS Fixer will resolve the problem. If the ACFS Checker is running, then run the ACFS Fixer to resolve the problem.

ADVM-07388: directory contains invalid _Private structure for block *number* at disk offset: *string*\nfor file:\n*nstring*

Cause: A _Private metadata structure of the indicated directory file was found in the wrong block. _Private metadata structures must be located at block one of a directory's metadata.

Action: If the ACFS Fixer is currently running, then no further action is needed. The ACFS Fixer will resolve the problem. If the ACFS Checker is running, then run the ACFS Fixer to resolve the problem.

ADVM-07389: directory has orphan free block *number* at disk offset: *string*\nfor file:\n*nstring*

Cause: The indicated directory file had a free block that was not found on the directory's free list.

Action: If the ACFS Fixer is currently running, then no further action is needed. The ACFS Fixer will resolve the problem. If the ACFS Checker is running, then run the ACFS Fixer to resolve the problem.

ADVM-07391: directory has invalid metadata structure *string* type for block *number* at disk offset: *string*\nfor file:\n*nstring*

Cause: The structure found at the block of the indicated directory file was not a valid directory metadata structure.

Action: If the ACFS Fixer is currently running, then no further action is needed. The ACFS Fixer will resolve the problem. If the ACFS Checker is running, then run the ACFS Fixer to resolve the problem.

ADVM-07392: Directory_Entry has incorrect or invalid _attributes value\n found: *string*\n, but expected to find: *string*\nfor file:\n*nstring*

Cause: The _attributes property of the indicated Directory_Entry was incorrect.

Action: If the ACFS Fixer is currently running, then no further action is needed. The ACFS Fixer will resolve the problem. If the ACFS Checker is running, then run the ACFS Fixer to resolve the problem.

ADVM-07395: directory has incorrect or invalid _attributes values\n found: *string* \n, but expected to find: *string*\nfor file:\n*nstring*

Cause: The _attributes property of the indicated directory file was incorrect.

Action: If the ACFS Fixer is currently running, then no further action is needed. The ACFS Fixer will resolve the problem. If the ACFS Checker is running, then run the ACFS Fixer to resolve the problem.

ADVM-07396: directory has incorrect Hash_Table data\nfor file:\n*nstring*

Cause: The Hash_Table of the indicated directory file contained inconsistent data. Refer to the accompanying message(s) for more information on the problem.

Action: Correct the problem described in the accompanying messages if possible and rerun fsck (Unix or Linux) or acfschkdsk.exe (Windows).

ADVM-07399: directory has incorrect _LinkCount value\n found: *number*, but expected to find: *number*\nfor file:\n*nstring*

Cause: The _LinkCount property of the indicated directory file was incorrect.

Action: If the ACFS Fixer is currently running, then no further action is needed. The ACFS Fixer will resolve the problem. If the ACFS Checker is running, then run the ACFS Fixer to resolve the problem.

ADVM-07400: mismatch between _NOLSTXPTR feature and _NOUPHDRPTR feature
\n _NOLSTXPTR: *string* _NOUPHDRPTR: *string*\nfor file:\n*nstring*

Cause: File system checking has identified the metadata inconsistency reported in the message.

Action: If the message was generated by the ACFS Fixer, then no further action is needed. The ACFS Fixer will resolve the problem. If the message was generated by the ACFS Checker, then run the ACFS Fixer to resolve the problem. Frequent metadata inconsistencies may point to internal errors. In this case, contact Oracle Support Services.

ADVM-07401: write failed for Deferred_Remove_File_List metadata structure at disk offset: *string* size: *number* bytes\nstructure type: *string* \nfor file:\n*nstring*

Cause: An attempt to write metadata on the indicated file failed. Refer to accompanying message(s) for more information on the problem.

Action: If the ACFS Fixer is currently running, then no further action is needed. The ACFS Fixer will resolve the problem. If the ACFS Checker is running, then run the ACFS Fixer to resolve the problem.

ADVM-07402: Deferred_Delete_Storage_List structure has invalid delete list pointers: _PrevDeferredListLink: *string* _NextDeferredListLink: *string*\nfor structure:\n*nstring*

Cause: The _PrevDeferredListLink or _NextDeferredListLink property of the indicated structure were incorrect. Both values must be zero or non-zero.

Action: If the ACFS Fixer is currently running, then no further action is needed. The ACFS Fixer will resolve the problem. If the ACFS Checker is running, then run the ACFS Fixer to resolve the problem.

ADVM-07403: write failed for Deferred_Remove_Storage_List metadata structure at disk offset: *string* size: *number* bytes\nstructure type: *string* \nfor file: \n*nstring*

Cause: An attempt to write metadata of the indicated failed. Refer to accompanying message(s) for more information on the problem.

Action: If the ACFS Fixer is currently running, then no further action is needed. The ACFS Fixer will resolve the problem. If the ACFS Checker is running, then run the ACFS Fixer to resolve the problem.

ADVM-07407: Snap_Map_Header contains invalid _SnapCreatePending field \nfound: 0, but expected to find: > 0\nfor structure:\n*nstring*

Cause: The acfsdbg utility has identified the metadata inconsistency reported in the accompanying message.

Action: Run the ACFS Fixer to resolve the problem. Frequent metadata inconsistencies may point to internal errors. In this case, contact Oracle Support Services.

ADVM-07408: Snap_Map_Header contains invalid _SnapDeletePending field \nfound: 0, but expected to find: > 0\nfor structure:\n*nstring*

Cause: The acfsdbg utility has identified the metadata inconsistency reported in the accompanying message.

Action: Run the ACFS Fixer to resolve the problem. Frequent metadata inconsistencies may point to internal errors. In this case, contact Oracle Support Services.

ADVM-07411: snapshot metadata checking will be limited due to an error reading snapshot metadata

Cause: An attempt to read snapshot metadata failed. Snapshot validation was limited since not all snapshot metadata was not available.

Action: If the ACFS Fixer is currently running, then no further action is needed. The ACFS Fixer will resolve the problem. If the ACFS Checker is running, then run the ACFS Fixer to resolve the problem.

ADVM-07412: Accelerator Volume_Disk_Header has invalid _VolSignature value \n found: 'string'\n, expected: string\nfor structure: \nstring

Cause: File system checking has identified the metadata inconsistency reported in the message.

Action: If the message was generated by the ACFS Fixer, then no further action is needed. The ACFS Fixer will resolve the problem. If the message was generated by the ACFS Checker, then run the ACFS Fixer to resolve the problem. Frequent metadata inconsistencies may point to internal errors. In this case, contact Oracle Support Services.

ADVM-07413: unable to create internal structure needed for processing

Cause: Refer to the accompanying message(s) for more information on the problem.

Action: Correct the problem described in the accompanying messages if possible and rerun fsck (Unix or Linux) or acfschkdsk.exe (Windows).

ADVM-07414: snapshot: string (identifier: number) has invalid snap_map_tuples for file:\nstring

Cause: File system checking has identified the metadata inconsistency reported in the message.

Action: If the message was generated by the ACFS Fixer, then no further action is needed. The ACFS Fixer will resolve the problem. If the message was generated by the ACFS Checker, then run the ACFS Fixer to resolve the problem. Frequent metadata inconsistencies may point to internal errors. In this case, contact Oracle Support Services.

ADVM-07415: invalid snap_map_tuple: (string, string) for disk offset: string

Cause: File system checking has identified the metadata inconsistency reported in the message.

Action: If the message was generated by the ACFS Fixer, then no further action is needed. The ACFS Fixer will resolve the problem. If the message was generated by the ACFS Checker, then run the ACFS Fixer to resolve the problem. Frequent metadata inconsistencies may point to internal errors. In this case, contact Oracle Support Services.

ADVM-07416: file has invalid _FileSize value\n found: string minimum: string \nfor file:\nstring

Cause: The _FileSize property of the indicated file was invalid.

Action: If the ACFS Fixer is currently running, then no further action is needed. The ACFS Fixer will resolve the problem. If the ACFS Checker is running, then run the ACFS Fixer to resolve the problem.

ADVM-07417: Snap_Map_Header structure has invalid _snap_incarnation values; _SnapHighestActiveIncarnNumber: *number* must be less than _SnapNextIncarnationNumber: *number*\nfor structure:\nstring

Cause: One or both of the _SnapHighestActiveIncarnNumber and _SnapNextIncarnationNumber properties of the indicated Snap_Map_Header metadata structure was incorrect.

Action: If the ACFS Fixer is currently running, then no further action is needed. The ACFS Fixer will resolve the problem. If the ACFS Checker is running, then run the ACFS Fixer to resolve the problem.

ADVM-07418: Snap_Map_Header structure has invalid _SnapCreatePending value\n found: *number*, but expected to find: *number* or < *number*\nfor structure:\nstring

Cause: The _SnapCreatePending property of the indicated Snap_Map_Header metadata structure was incorrect. The _SnapCreatePending value must be zero or less than the value indicated in the message.

Action: If the ACFS Fixer is currently running, then no further action is needed. The ACFS Fixer will resolve the problem. If the ACFS Checker is running, then run the ACFS Fixer to resolve the problem.

ADVM-07419: Snap_Map_Header structure has invalid _SnapDeletePending value\n found: *number*, but expected to find: *number* or < *number*\nfor structure:\nstring

Cause: The _SnapDeletePending property of the indicated Snap_Map_Header metadata structure was incorrect. The _SnapDeletePending value must be zero or less than the value indicated in the message.

Action: If the ACFS Fixer is currently running, then no further action is needed. The ACFS Fixer will resolve the problem. If the ACFS Checker is running, then run the ACFS Fixer to resolve the problem.

ADVM-07420: found partially created snapshot for snapshot: '*string*'

Cause: Initialization of the indicated snapshot did not complete. There are two possible causes: 1. The volume went offline while the snapshot was being created. 2. The process creating the snapshot was unexpectedly terminated do to a shutdown of the system.

Action: If the ACFS Fixer is currently running, then no further action is needed. The ACFS Fixer will resolve the problem. If the ACFS Checker is running, then run the ACFS Fixer to resolve the problem. The ACFS Fixer will remove this snapshot.

ADVM-07421: found partially deleted snapshot

Cause: A snapshot was not completely deleted. There are several possible causes: 1. The volume was unmounted before the asynchronous phase of snapshot deletion had completed. 2. The volume went offline while the snapshot was being deleted. 3. The process deleting the snapshot was unexpectedly terminated do to a shutdown of the system.

Action: If the ACFS Fixer is currently running, then no further action is needed. The ACFS Fixer will resolve the problem. If the ACFS Checker is running, then run the ACFS Fixer to resolve the problem. The ACFS Fixer will remove this snapshot.

ADVM-07423: snapshot '*string*' has invalid file identifier\n found: *string* maximum: *string*\nfor structure:\nstring

Cause: The file identifier property of the indicated snapshot was invalid. Its value exceeded the maximum value for the file system.

Action: If the ACFS Fixer is currently running, then no further action is needed. The ACFS Fixer will resolve the problem. If the ACFS Checker is running, then run the ACFS Fixer to resolve the problem.

ADVM-07424: snapshot '*string*' has invalid *_SnapIncarnationNumber* value\n found: *number* maximum: *number*\nfor structure:\n*nstring*

Cause: The *_SnapIncarnationNumber* property of the indicated snapshot was invalid.

Action: If the ACFS Fixer is currently running, then no further action is needed. The ACFS Fixer will resolve the problem. If the ACFS Checker is running, then run the ACFS Fixer to resolve the problem.

ADVM-07425: snapshot (*_snapid* value: *string*) has invalid name: '*string*'\nfor structure:\n*nstring*

Cause: The name of indicated snapshot contained invalid characters.

Action: If the ACFS Fixer is currently running, then no further action is needed. The ACFS Fixer will resolve the problem. If the ACFS Checker is running, then run the ACFS Fixer to resolve the problem.

ADVM-07426: snapshot '*string*' has invalid *_SnapVisibility* value\n found: *number*, but expected to find: *number* or *number*\nfor structure:\n*nstring*

Cause: The *_SnapVisibility* property of the indicated snapshot was invalid.

Action: If the ACFS Fixer is currently running, then no further action is needed. The ACFS Fixer will resolve the problem. If the ACFS Checker is running, then run the ACFS Fixer to resolve the problem.

ADVM-07427: duplicate *_SnapIncarnationNumber*: *number* found for snapshots '*string*' and '*string*'

Cause: The *_SnapIncarnationNumber* property of the indicated snapshots had the same value. *_SnapIncarnationNumber* values must be unique across all snapshots.

Action: If the ACFS Fixer is currently running, then no further action is needed. The ACFS Fixer will resolve the problem. If the ACFS Checker is running, then run the ACFS Fixer to resolve the problem. The ACFS Fixer will delete the second snapshot.

ADVM-07429: Snap_Map_Header structure has incorrect *_SnapCount* value\n found: *number*, but expected to find: *number*\nfor structure:\n*nstring*

Cause: The *_SnapCount* property of the indicated Snap_Map_Header metadata structure was incorrect. The *_SnapCount* value did not match the number of valid snapshots found.

Action: If the ACFS Fixer is currently running, then no further action is needed. The ACFS Fixer will resolve the problem. If the ACFS Checker is running, then run the ACFS Fixer to resolve the problem.

ADVM-07430: cannot determine free space for volume associated with directory '*string*'; attempting to continue with current directory '*string*'

Cause: A temporary file is needed to store information during processing. This file was targeted for the indicated directory. The ACFS Checker was unable to determine the mount of space available for the volume associated with the directory. Refer to the accompanying message(s) for more information on the problem.

Action: No further action is needed. The ACFS Checker/Fixer will attempt to continue processing with the current directory.

ADVM-07431: cannot determine free space for volume associated with current directory '*string*'

Cause: A temporary file is needed to store information during processing. This file was targeted for the current directory. The ACFS Checker was unable to determine the amount of space available for the volume associated with the directory. Refer to the accompanying message(s) for more information on the problem.

Action: Correct the problem described in the accompanying messages if possible and rerun fsck (Unix or Linux) or acfschkdisk.exe (Windows).

ADVM-07432: insufficient space available to store temporary file in \ndirectory '*string*' or directory '*string*'\n space needed: *number* bytes\n- unable to continue

Cause: A temporary file is needed to store information during processing but there was not enough space to store the file in either of the The size of this file is dependent on the size of the file system. indicated directories.

Action: Provide sufficient space as described in the message to store the the temporary file in either of the indicated directories. Rerun the ACFS Checker/Fixer once there is sufficient storage to store the temporary file.

ADVM-07435: invalid path name length for temporary file\n length: *number* minimum: *number* maximum: *number*

Cause: The path name for a temporary file does not exist or its length exceeds the maximum for this system. Refer to the accompanying message(s) for more information on the problem.

Action: Correct the problem described in the accompanying messages if possible and rerun fsck (Unix or Linux) or acfschkdisk.exe (Windows).

ADVM-07436: *string* has encountered an internal error: invalid parameter passed to fb_create

Cause: The ACFS Checker/Fixer or ACFS Debug utility has encountered an unexpected, internal error.

Action: Contact Oracle Support Services.

ADVM-07437: *string* has encountered an internal error: invalid parameter passed to fb_ref\n disk offset: *string* size: *string* fbSize: *string* fbCacheSize: *string*

Cause: The ACFS Checker/Fixer or ACFS Debug utility has encountered an unexpected, internal error.

Action: Contact Oracle Support Services.

ADVM-07438: file has storage allocated to it that is also allocated to another file \nfor file:\n*string*

Cause: Storage allocated to the indicated file was also allocated to at least one other file. Storage can only be allocated to a single file. Storage can never be allocated to multiple files.

Action: If the ACFS Fixer is currently running, then no further action is needed. The ACFS Fixer will resolve the problem. If the ACFS Checker is running, then run the ACFS Fixer to resolve the problem.

ADVM-07439: Snapshot_BitMap conflicts with the Global_BitMap for disk offset: *string*

Cause: One or more snapshot bitmaps claimed storage that was also claimed by the Global_BitMap.

Action: If the ACFS Fixer is currently running, then no further action is needed. The ACFS Fixer will resolve the problem. If the ACFS Checker is running, then run the ACFS Fixer to resolve the problem. The ACFS Fixer will remove all snapshots whose bitmap conflicts with the Global_BitMap.

ADVM-07440: Snapshot_BitMap has bit set for non-existing snapshot for disk offset: *string*

Cause: One or more bitmaps reserved for unused snapshot incorrectly claimed storage. Bitmaps for snapshots that are not in use cannot claim any storage.

Action: If the ACFS Fixer is currently running, then no further action is needed. The ACFS Fixer will resolve the problem. If the ACFS Checker is running, then run the ACFS Fixer to resolve the problem.

ADVM-07441: Snapshot_BitMap has bits set for storage at disk offset: *string* that is beyond the file system size

Cause: One or more snapshot bitmaps incorrectly claimed storage that exceeded the size of the file system.

Action: If the ACFS Fixer is currently running, then no further action is needed. The ACFS Fixer will resolve the problem. If the ACFS Checker is running, then run the ACFS Fixer to resolve the problem.

ADVM-07443: Global_BitMap has invalid value for number of bits set\n found: *string* maximum: *string*\nfor file:\n*nstring*

Cause: The Global_BitMap property that indicates the number of bits set exceeded the size of the bitmap.

Action: If the ACFS Fixer is currently running, then no further action is needed. The ACFS Fixer will resolve the problem. If the ACFS Checker is running, then run the ACFS Fixer to resolve the problem.

ADVM-07444: Global_BitMap has invalid value for number of bits set.\n found: *string*, but expected to find: *string*\nfor file:\n*nstring*

Cause: The Global_BitMap property that indicates the number of bits set did not match the amount of storage allocated to all valid files.

Action: If the ACFS Fixer is currently running, then no further action is needed. The ACFS Fixer will resolve the problem. If the ACFS Checker is running, then run the ACFS Fixer to resolve the problem.

ADVM-07445: Global_BitMap has invalid value for next offset to search\n found: *string* maximum: *string*\nfor file:\n*nstring*

Cause: The Global_BitMap property that indicates the next offset to search for available bits to allocate exceeded the size of the bitmap.

Action: If the ACFS Fixer is currently running, then no further action is needed. The ACFS Fixer will resolve the problem. If the ACFS Checker is running, then run the ACFS Fixer to resolve the problem.

ADVM-07446: mismatch between temporary Global_BitMap and on-disk Global_BitMap

Cause: The temporary Global_BitMap that was populated by traversing all valid file system data did not match the on-disk copy of the Global_BitMap.

Action: If the ACFS Fixer is currently running, then no further action is needed. The ACFS Fixer will resolve the problem. If the ACFS Checker is running, then run the ACFS Fixer to resolve the problem.

ADVM-07447: invalid snap_map_tuple for disk offset: *string*\n found: (0, 0), but expected non-zero values\nfor file:\n*nstring*

Cause: File system checking has identified the metadata inconsistency reported in the message.

Action: If the message was generated by the ACFS Fixer, then no further action is needed. The ACFS Fixer will resolve the problem. If the message was generated by the ACFS Checker, then run the ACFS Fixer to resolve the problem. Frequent metadata inconsistencies may point to internal errors. In this case, contact Oracle Support Services.

ADVM-07448: invalid snap_map_tuple for disk offset: *string*\n found: (0, 0), but expected non-zero values

Cause: File system checking has identified the metadata inconsistency reported in the message.

Action: If the message was generated by the ACFS Fixer, then no further action is needed. The ACFS Fixer will resolve the problem. If the message was generated by the ACFS Checker, then run the ACFS Fixer to resolve the problem. Frequent metadata inconsistencies may point to internal errors. In this case, contact Oracle Support Services.

ADVM-07449: snapshot '*string*' storage bitmap is incorrectly set for disk offset: *string*

Cause: The bitmap of the indicated snapshot claimed storage that was allocated to allocated file. Storage can only be allocated to a single file. Storage can never be allocated to multiple files.

Action: If the ACFS Fixer is currently running, then no further action is needed. The ACFS Fixer will resolve the problem. If the ACFS Checker is running, then run the ACFS Fixer to resolve the problem. The ACFS Fixer will remove this snapshot.

ADVM-07450: snapshot '*string*' storage bitmap is not set for disk offset: *string*

Cause: The bitmap of the indicated snapshot did not claim storage that was allocated to one of its files. A snapshot's bitmap must claim all storage allocated to its files.

Action: If the ACFS Fixer is currently running, then no further action is needed. The ACFS Fixer will resolve the problem. If the ACFS Checker is running, then run the ACFS Fixer to resolve the problem. The ACFS Fixer will remove this snapshot.

ADVM-07451: snapshot '*string*' storage bitmap is incorrectly set for disk offset: *string* with no corresponding file data

Cause: The bitmap of the indicated snapshot claimed storage but the storage was not allocated to any file.

Action: If the ACFS Fixer is currently running, then no further action is needed. The ACFS Fixer will resolve the problem. If the ACFS Checker is running, then run the ACFS Fixer to resolve the problem.

ADVM-07452: unable to locate directory for snapshot '*string*' (id: *number*)\n processing will continue for other snapshots

Cause: The directory of the indicated snapshot was not found. This snapshot could not be processed.

Action: If the ACFS Fixer is currently running, then no further action is needed. The ACFS Fixer will resolve the problem. If the ACFS Checker is running, then run the ACFS Fixer to resolve the problem.

ADVM-07453: Snap_Root_Directory file identifier for snapshot '*string*' was incorrect\n found: *string*, but expected to find: *string*\nfor structure:\n*nstring*
Cause: The Snap_Root_Directory file identifier property of the indicated snapshot was incorrect.

Action: If the ACFS Fixer is currently running, then no further action is needed. The ACFS Fixer will resolve the problem. If the ACFS Checker is running, then run the ACFS Fixer to resolve the problem.

ADVM-07455: unable to open file: *string*

Cause: An attempt to open a file failed. Refer to the accompanying message(s) for more information on the error.

Action: Correct the problem described in the accompanying messages if possible and rerun fsck (Unix or Linux) or acfschkdsk.exe (Windows).

ADVM-07456: Global_Metadata_Directory structure has incorrect _accelerator_GBM_fileid value\n found: *string*, but expected to find: *string*\nfor structure:\n*nstring*

Cause: File system checking has identified the metadata inconsistency reported in the message.

Action: If the message was generated by the ACFS Fixer, then no further action is needed. The ACFS Fixer will resolve the problem. If the message was generated by the ACFS Checker, then run the ACFS Fixer to resolve the problem. Frequent metadata inconsistencies may point to internal errors. In this case, contact Oracle Support Services.

ADVM-07458: The request to cancel *string* was incomplete because volume *string* was not accessible. The file system cannot be mounted in this state.\nRerun *string* once the volume is accessible to enable file system mounts.

Cause: The ACFS Checker/Fixer could not reset the volume to allow for file system mounts because the volume was not accessible. Refer to the accompanying message(s) for more information on the error.

Action: Rerun the ACFS Checker/Fixer once the volume is accessible to enable file system mounts.

ADVM-07459: Volume_Label metadata structure has invalid _VolLabelLength value\n found: *number* maximum: *number*\nfor structure:\n*nstring*

Cause: The _VolLabelLength property of the indicated Volume_Label metadata structure exceeded the maximum value.

Action: If the ACFS Fixer is currently running, then no further action is needed. The ACFS Fixer will resolve the problem. If the ACFS Checker is running, then run the ACFS Fixer to resolve the problem.

ADVM-07460: Volume_Label metadata structure has invalid _VolIDLength value\n found: *number* maximum: *number*\nfor structure:\n*nstring*

Cause: The _VolIDLength property of the indicated Volume_Label metadata structure exceeded the maximum value.

Action: If the ACFS Fixer is currently running, then no further action is needed. The ACFS Fixer will resolve the problem. If the ACFS Checker is running, then run the ACFS Fixer to resolve the problem.

ADVM-07461: Volume_Label metadata structure has invalid _ClusterNameLength value\n found: *number* maximum: *number*\nfor structure:\n*nstring*

Cause: The _ClusterNameLength property of the indicated Volume_Label metadata structure exceeded the maximum value.

Action: If the ACFS Fixer is currently running, then no further action is needed. The ACFS Fixer will resolve the problem. If the ACFS Checker is running, then run the ACFS Fixer to resolve the problem.

ADVM-07462: file has incorrect or invalid _attributes values\n found: *string*\n valid values: *string*\nfor file:\n*nstring*

Cause: The _attributes property of the indicated file contained invalid and/or incorrect values.

Action: If the ACFS Fixer is currently running, then no further action is needed. The ACFS Fixer will resolve the problem. If the ACFS Checker is running, then run the ACFS Fixer to resolve the problem.

ADVM-07463: Global_Metadata_Directory structure has incorrect _accelerator_snap_map_fileid value\n found: *string*, but expected to find: *string* \nfor structure:\n*nstring*

Cause: File system checking has identified the metadata inconsistency reported in the message.

Action: If the message was generated by the ACFS Fixer, then no further action is needed. The ACFS Fixer will resolve the problem. If the message was generated by the ACFS Checker, then run the ACFS Fixer to resolve the problem. Frequent metadata inconsistencies may point to internal errors. In this case, contact Oracle Support Services.

ADVM-07464: file has invalid _attributes value\n found: *string*\nfor file:\n*nstring*

Cause: The _attributes property of the indicated file contained invalid values. These values are not supported on Windows systems.

Action: If the ACFS Fixer is currently running, then no further action is needed. The ACFS Fixer will resolve the problem. If the ACFS Checker is running, then run the ACFS Fixer to resolve the problem.

ADVM-07465: file has _attributes set that are mutually exclusive\n found: *string* \nfor file:\n*nstring*

Cause: The _attributes property of the indicated file describe more than one type of file. File types are mutually exclusive.

Action: If the ACFS Fixer is currently running, then no further action is needed. The ACFS Fixer will resolve the problem. If the ACFS Checker is running, then run the ACFS Fixer to resolve the problem.

ADVM-07466: file has no _attributes value\nfor file:\n*nstring*

Cause: The _attributes property of the indicated file did not describe a file type. The _attributes property must describe a valid file type.

Action: If the ACFS Fixer is currently running, then no further action is needed. The ACFS Fixer will resolve the problem. If the ACFS Checker is running, then run the ACFS Fixer to resolve the problem.

ADVM-07467: metadata structure has a non-zero value for field: *string*\nfor structure:\n*nstring*

Cause: The indicated ACFS metadata structure had a reserved or unused field that contained a non-zero value. The field was overwritten or was not initialized correctly.

Action: If the ACFS Fixer is currently running, then no further action is needed. The ACFS Fixer will resolve the problem. If the ACFS Checker is running, then run the ACFS Fixer to resolve the problem.

ADVM-07468: file has invalid _SynchFlags value\n found: *string*\nfor file:\n*nstring*

Cause: The _SynchFlags property of the indicated file contained values that were not within the range of valid values.

Action: If the ACFS Fixer is currently running, then no further action is needed. The ACFS Fixer will resolve the problem. If the ACFS Checker is running, then run the ACFS Fixer to resolve the problem.

ADVM-07469: file cannot be modified; _SynchFlag value:\n found: *string*\nfor file:\n*nstring*

Cause: The indicated file had an internal inconsistency that prevented it from being modified.

Action: If the ACFS Fixer is currently running, then no further action is needed. The ACFS Fixer will resolve the problem. If the ACFS Checker is running, then run the ACFS Fixer to resolve the problem.

ADVM-07470: file cannot be accessed; _SynchFlag value:\n found: *string*\nfor file:\n*nstring*

Cause: The indicated file had an internal inconsistency that prevented it from being accessed.

Action: If the ACFS Fixer is currently running, then no further action is needed. The ACFS Fixer will resolve the problem. If the ACFS Checker is running, then run the ACFS Fixer to resolve the problem.

ADVM-07471: file incorrectly marked for deletion with _SynchFlag value:\n found: *string*\nfor file:\n*nstring*

Cause: The _SynchFlag property of the indicated file incorrectly identified the file as marked for deletion while it was still part of a valid directory.

Action: If the ACFS Fixer is currently running, then no further action is needed. The ACFS Fixer will resolve the problem. If the ACFS Checker is running, then run the ACFS Fixer to resolve the problem.

ADVM-07474: invalid program name\n found: *string*, but expected to find: *string* or *string*

Cause: The ACFS Checker/Fixer or Debug utility has been renamed to a value that is not recognized.

Action: Rename the program to the corresponding value listed in the message and rerun the program.

ADVM-07475: attempting to continue with standard memory heap

Cause: The file system checker was unable to use the more efficient memory allocation facility, so the file system checker attempted to continue with the standard memory allocation facility.

Action: None

ADVM-07481: An I/O error occurred while reading ACFS metadata, some snapshot metadata checks will not be performed.

Cause: The I/O error prevented full snapshot checking because required ACFS metadata was not available. Refer to the accompanying message(s) for more information on the error.

Action: Correct the problem described in the accompanying messages if possible and rerun fsck (Unix or Linux) or acfschkdsk.exe (Windows).

ADVM-07482: snapshot *string* with *_snapid* value: *string* has invalid parent snapshot with *_snapid* value: *string*

Cause: The indicated snapshot does not have a valid parent.

Action: If the ACFS Fixer is currently running, then no further action is needed. The ACFS Fixer will resolve the problem. If the ACFS Checker is running, then run the ACFS Fixer to resolve the problem.

ADVM-07483: snapshot with *_snapid* value: *string* has invalid ancestor snapshot

Cause: The indicated snapshot has an invalid ancestor snapshot.

Action: If the ACFS Fixer is currently running, then no further action is needed. The ACFS Fixer will resolve the problem. If the ACFS Checker is running, then run the ACFS Fixer to resolve the problem.

ADVM-07484: valid ACFS volume path name required

Cause: A valid volume path name was not entered.

Action: Rerun the ACFS Checker/Fixer or Debug utility with a valid ACFS volume path name as the final argument.

ADVM-07485: unable to determine temporary directory

Cause: An attempt to determine the system's temporary directory failed. For UNIX systems this directory is either "/usr/tmp" or "/tmp". For Windows systems this directory is the system's temporary folder. Refer to the accompanying message(s) for more information on the error.

Action: Correct the problem described in the accompanying messages if possible and rerun fsck (Unix or Linux) or acfschkdsk.exe (Windows).

ADVM-07486: unable to determine current directory

Cause: An attempt to determine the current directory failed. Refer to the accompanying message(s) for more information on the error.

Action: Correct the problem described in the accompanying messages if possible and rerun fsck (Unix or Linux) or acfschkdsk.exe (Windows).

ADVM-07487: unable to open volume: *string*

Cause: An attempt to open a volume failed. Refer to the accompanying message(s) for more information on the error.

Action: Correct the problem described in the accompanying messages if possible and rerun fsck (Unix or Linux) or acfschkdsk.exe (Windows).

ADVM-07488: This volume is now in a mountable state. \n\nThe file system was not checked before changing the volume's state. \n\nUse of this file system may encounter serious errors since it has \n\nnot been checked.

Cause: The volume was forced into a mountable state without checking the integrity of the file system. The file system may contain incorrect or invalid data.

Action: Run the ACFS Checker/Fixer before attempting to mount the file system.

ADVM-07489: maximum number of passes: *number* exceeded, program terminating

Cause: There are two possible causes: 1. There is a problem with the file system that the ACFS Fixer cannot repair. 2. The ACFS Fixer has encountered an internal problem.

Action: Contact Oracle Support Services.

ADVM-07490: Metadata structure has non-zero values for various fields\nfor structure:\nstring

Cause: File system checking has identified the metadata inconsistency reported in the message.

Action: If the message was generated by the ACFS Fixer, then no further action is needed. The ACFS Fixer will resolve the problem. If the message was generated by the ACFS Checker, then run the ACFS Fixer to resolve the problem. Frequent metadata inconsistencies may point to internal errors. In this case, contact Oracle Support Services.

ADVM-07498: extent[*number*] has invalid _Length value\n found: *string*, but expected to find multiple of: *string*\nfor file:\nstring

Cause: The _Length property of an extent structure of the indicated file was invalid. _Length values must be a multiple of the file system allocation unit size.

Action: If the ACFS Fixer is currently running, then no further action is needed. The ACFS Fixer will resolve the problem. If the ACFS Checker is running, then run the ACFS Fixer to resolve the problem.

ADVM-07499: extent[*number*] has invalid _Length value\n found: *string*, but expected to find multiple of: *string*\nfor structure:\nstring

Cause: The _Length property of an extent of the indicated extent structure was invalid. _Length values must be a multiple of the file system allocation unit size.

Action: If the ACFS Fixer is currently running, then no further action is needed. The ACFS Fixer will resolve the problem. If the ACFS Checker is running, then run the ACFS Fixer to resolve the problem.

ADVM-07500: extent[*number*] has invalid _FileOffset value\n found: *string*, but expected to find multiple of: *string*\nfor file:\nstring

Cause: The _FileOffset property of an extent structure of the indicated file was invalid. _FileOffset values must be a multiple of the file system allocation unit size.

Action: If the ACFS Fixer is currently running, then no further action is needed. The ACFS Fixer will resolve the problem. If the ACFS Checker is running, then run the ACFS Fixer to resolve the problem.

ADVM-07501: extent[*number*] has invalid _FileOffset value\n found: *string*, but expected to find multiple of: *string*\nfor structure:\nstring

Cause: The _FileOffset property of an extent of the indicated extent structure was invalid. _FileOffset values must be a multiple of the file system allocation unit size.

Action: If the ACFS Fixer is currently running, then no further action is needed. The ACFS Fixer will resolve the problem. If the ACFS Checker is running, then run the ACFS Fixer to resolve the problem.

ADVM-07502: extent[*number*] has invalid *_PhysicalDiskOffset* value\n found: *string*, but expected to find multiple of: *string*\nfor file:\n*nstring*

Cause: The *_PhysicalDiskOffset* property of an extent structure of the indicated file was invalid. *_PhysicalDiskOffset* values must be a multiple of the file system allocation unit size.

Action: If the ACFS Fixer is currently running, then no further action is needed. The ACFS Fixer will resolve the problem. If the ACFS Checker is running, then run the ACFS Fixer to resolve the problem.

ADVM-07503: extent[*number*] has invalid *_PhysicalDiskOffset* value\n found: *string*, but expected to find multiple of: *string*\nfor structure:\n*nstring*

Cause: The *_PhysicalDiskOffset* property of an extent of the indicated extent structure was invalid. *_PhysicalDiskOffset* values must be a multiple of the file system allocation unit size.

Action: If the ACFS Fixer is currently running, then no further action is needed. The ACFS Fixer will resolve the problem. If the ACFS Checker is running, then run the ACFS Fixer to resolve the problem.

ADVM-07504: snapshot with *_snapid* value: *string* has invalid ancestor snapshot (*_cycle*)

Cause: The indicated snapshot has an invalid ancestor snapshot.

Action: If the ACFS Fixer is currently running, then no further action is needed. The ACFS Fixer will resolve the problem. If the ACFS Checker is running, then run the ACFS Fixer to resolve the problem.

ADVM-07505: metadata structure read failed at disk offset: *string* for structure: *string*

Cause: An attempt to read the indicated metadata structure at the described disk offset failed. Refer to the accompanying message(s) for more information on the problem.

Action: Correct the problem described in the accompanying messages if possible and rerun the program.

ADVM-07519: Snap_Map_Header structure has invalid *_SnapConvertPending* value\n found: *number*, but expected to find: less than *number*\nfor structure: \n*nstring*

Cause: The *_SnapConvertPending* property of the indicated Snap_Map_Header metadata structure was incorrect. The *_SnapConvertPending* value must be zero or less than the value indicated in the message.

Action: If the ACFS Fixer is currently running, then no further action is needed. The ACFS Fixer will resolve the problem. If the ACFS Checker is running, then run the ACFS Fixer to resolve the problem.

ADVM-07520: Snap_Map_Info structure has invalid *_SnapInfoFlags* value\n found: *string*\nfor structure:\n*nstring*

Cause: The *_SnapInfoFlags* property of the indicated Snap_Map_Info metadata structure was invalid.

Action: If the ACFS Fixer is currently running, then no further action is needed. The ACFS Fixer will resolve the problem. If the ACFS Checker is running, then run the ACFS Fixer to resolve the problem.

ADVM-07521: Snap_Map_Info structure has invalid _SnapAncestorIncarn value\n found: *string*\nfor structure:\nstring

Cause: The _SnapAncestorIncarn property of the indicated Snap_Map_Info metadata structure was invalid.

Action: If the ACFS Fixer is currently running, then no further action is needed. The ACFS Fixer will resolve the problem. If the ACFS Checker is running, then run the ACFS Fixer to resolve the problem.

ADVM-07522: snapshot: *string* (identifier: *number*) has invalid _SnapParentId: *number*, parent snapshot does not exist

Cause: File system checking has identified the metadata inconsistency reported in the message.

Action: If the message was generated by the ACFS Fixer, then no further action is needed. The ACFS Fixer will resolve the problem. If the message was generated by the ACFS Checker, then run the ACFS Fixer to resolve the problem. Frequent metadata inconsistencies may point to internal errors. In this case, contact Oracle Support Services.

ADVM-07523: snapshot: *string* (identifier: *number*) has invalid _SnapParentId value\n found: *number*, but expected to find: 0\nfor structure:\nstring

Cause: File system checking has identified the metadata inconsistency reported in the message.

Action: If the message was generated by the ACFS Fixer, then no further action is needed. The ACFS Fixer will resolve the problem. If the message was generated by the ACFS Checker, then run the ACFS Fixer to resolve the problem. Frequent metadata inconsistencies may point to internal errors. In this case, contact Oracle Support Services.

ADVM-07524: snapshot: *string* (identifier: *number*) has invalid _SnapAncestorIncarn value\n found: *number*, but expected to find: 0\nfor structure:\nstring

Cause: File system checking has identified the metadata inconsistency reported in the message.

Action: If the message was generated by the ACFS Fixer, then no further action is needed. The ACFS Fixer will resolve the problem. If the message was generated by the ACFS Checker, then run the ACFS Fixer to resolve the problem. Frequent metadata inconsistencies may point to internal errors. In this case, contact Oracle Support Services.

ADVM-07525: snapshot: *string* (identifier: *number*) has invalid _SnapAncestorIncarn value\n found: *number*, must be less than _SnapIncarnationNumber: *number*\nfor structure:\nstring

Cause: The _SnapAncestorIncarn property of the indicated Snap_Map_Info metadata structure was invalid.

Action: If the ACFS Fixer is currently running, then no further action is needed. The ACFS Fixer will resolve the problem. If the ACFS Checker is running, then run the ACFS Fixer to resolve the problem.

ADVM-07526: Volume_Disk_Header has invalid _VolStateFlag values.\n found: *string*,\n but expected to find: *string* \nfor structure:\nstring

Cause: The _VolStateFlag property of the indicated Volume_Disk_Header contained one or more invalid values.

Action: If the ACFS Fixer is currently running, then no further action is needed. The ACFS Fixer will resolve the problem. If the ACFS Checker is running, then run the ACFS Fixer to resolve the problem.

ADVM-07527: Volume Disk Header has invalid VolFeatureFlag values \n found: *string* \n*string* but expected to find: *string* \n*string*for structure:\n*string*

Cause: File system checking has identified the metadata inconsistency reported in the message.

Action: If the message was generated by the ACFS Fixer, then no further action is needed. The ACFS Fixer will resolve the problem. If the message was generated by the ACFS Checker, then run the ACFS Fixer to resolve the problem. Frequent metadata inconsistencies may point to internal errors. In this case, contact Oracle Support Services.

ADVM-07528: found partially created snapshot: *string* (identifier: *number*)

Cause: Initialization of the indicated snapshot did not complete. There are two possible causes: 1. The volume went offline while the snapshot was being created. 2. The process creating the snapshot was unexpectedly terminated do to a shutdown of the system.

Action: If the ACFS Fixer is currently running, then no further action is needed. The ACFS Fixer will resolve the problem. If the ACFS Checker is running, then run the ACFS Fixer to resolve the problem. The ACFS Fixer will remove this snapshot.

ADVM-07529: found partially deleted snapshot: *string* (identifier: *number*)

Cause: A snapshot was not completely deleted. There are several possible causes: 1. The volume was unmounted before the asynchronous phase of snapshot deletion had completed. 2. The volume went offline while the snapshot was being deleted. 3. The process deleting the snapshot was unexpectedly terminated do to a shutdown of the system.

Action: n/a

ADVM-07530: snapshot: *string* (identifier: *number*) has invalid file identifier\n found: *string* maximum: *string*\nfor structure:\n*string*

Cause: The file identifier property of the indicated snapshot was invalid. Its value exceeded the maximum value for the file system.

Action: If the ACFS Fixer is currently running, then no further action is needed. The ACFS Fixer will resolve the problem. If the ACFS Checker is running, then run the ACFS Fixer to resolve the problem.

ADVM-07531: snapshot: (identifier: *number*) has invalid name: '*string*'\nfor structure:\n*string*

Cause: The name of indicated snapshot contained invalid characters.

Action: If the ACFS Fixer is currently running, then no further action is needed. The ACFS Fixer will resolve the problem. If the ACFS Checker is running, then run the ACFS Fixer to resolve the problem.

ADVM-07532: snapshot: *string* (identifier: *number*) has invalid _SnapVisibility value found: *number*, but expected to find: *number*, *number* or *number*\nfor structure:\n*string*

Cause: The _SnapVisibility property of the indicated snapshot was invalid.

Action: If the ACFS Fixer is currently running, then no further action is needed. The ACFS Fixer will resolve the problem. If the ACFS Checker is running, then run the ACFS Fixer to resolve the problem.

ADVM-07533: duplicate _SnapIncarnationNumber: *number* found for the following snapshots:\n

Cause: The _SnapIncarnationNumber property of the indicated snapshots had the same value. _SnapIncarnationNumber values must be unique.

Action: If the message was generated by the ACFS Fixer, then no further action is needed. The ACFS Fixer will resolve the problem. If the message was generated by the ACFS Checker, then run the ACFS Fixer to resolve the problem. Frequent metadata inconsistencies may point to internal errors. In this case, contact Oracle Support Services.

ADVM-07534: request for disk offset: *string* exceeds the size for this file system: *string*

Cause: A request was made for a disk offset that exceeded the size of the file system.

Action: Reenter the command with a disk offset that is within the limits of the file system.

ADVM-07536: snapshot: *string* (identifier: *number*) has invalid parent snapshot identifier: *number*, maximum: *number*\nstructure:\n*nstring*

Cause: The indicated snapshot does not have a valid parent.

Action: If the ACFS Fixer is currently running, then no further action is needed. The ACFS Fixer will resolve the problem. If the ACFS Checker is running, then run the ACFS Fixer to resolve the problem.

ADVM-07537: snapshot: *string* (identifier: *number*) has invalid ancestor snapshot: *string* (identifier: *number*)

Cause: The indicated snapshot has an invalid ancestor snapshot.

Action: If the ACFS Fixer is currently running, then no further action is needed. The ACFS Fixer will resolve the problem. If the ACFS Checker is running, then run the ACFS Fixer to resolve the problem.

ADVM-07538: snapshot: *string* (identifier: *number*) has invalid ancestor snapshot (_cycle)

Cause: The indicated snapshot has an invalid ancestor snapshot.

Action: If the ACFS Fixer is currently running, then no further action is needed. The ACFS Fixer will resolve the problem. If the ACFS Checker is running, then run the ACFS Fixer to resolve the problem.

ADVM-07539: Snap_Map_Info structure has invalid _SnapAncestorIncarn value\n found: *number*\nfor structure:\n*nstring*

Cause: The _SnapAncestorIncarn property of the indicated Snap_Map_Info metadata structure was invalid.

Action: If the ACFS Fixer is currently running, then no further action is needed. The ACFS Fixer will resolve the problem. If the ACFS Checker is running, then run the ACFS Fixer to resolve the problem.

ADVM-07540: deleting snapshot: *string* (identifier: *number*) to maintain file system integrity

Cause: The ACFS Fixer had to delete a snapshot to maintain the integrity of the file system. Refer to the corresponding message(s) for more information on the problem(s) associated with the snapshot.

Action: No further action is needed.

ADVM-07541: Snap_Map_header has invalid value for SnapMapFlags\n found: string\n string\n but expected to find: string\n string\n for structure: string

Cause: File system checking has identified the metadata inconsistency reported in the message.

Action: If the message was generated by the ACFS Fixer, then no further action is needed. The ACFS Fixer will resolve the problem. If the message was generated by the ACFS Checker, then run the ACFS Fixer to resolve the problem. Frequent metadata inconsistencies may point to internal errors. In this case, contact Oracle Support Services.

ADVM-07542: Snapshot string (identifier number) has invalid _SnapStorageCount value found: number, but expected to find: number, for structure: \nstring

Cause: File system checking has identified the metadata inconsistency reported in the message.

Action: If the message was generated by the ACFS Fixer, then no further action is needed. The ACFS Fixer has resolved the problem. If the message was generated by the ACFS Checker, then run the ACFS Fixer to resolve the problem. Frequent metadata inconsistencies may point to internal errors. In this case, contact Oracle Support Services.

ADVM-07543: snapshot string (identifier number) has invalid _SnapStorageCount value found: number, but it should not be greater than the total amount of the storage all snapshots have number, for structure: \nstring

Cause: File system checking has identified the metadata inconsistency reported in the message.

Action: If the message was generated by the ACFS Fixer, then no further action is needed. The ACFS Fixer has resolved the problem. If the message was generated by the ACFS Checker, then run the ACFS Fixer to resolve the problem. Frequent metadata inconsistencies may point to internal errors. In this case, contact Oracle Support Services.

ADVM-07544: Compressed file:\nstring\n has an incorrect value number\n for the _compression_unit_size_index property of the _FileEntry\n and cannot be used.

Cause: The _FileEntry indicated that compression was enabled but the _compression_unit_size_index property was not set to a valid value.

Action: If the ACFS Fixer is currently running, then no further action is needed. The ACFS Fixer will delete this file. If the ACFS Checker is running, then run the ACFS Fixer to resolve the problem.

ADVM-07545: Compressed file:\nstring\n has an incorrect value number\n for the compression algorithm and cannot be used.

Cause: The file entry indicated that compression was enabled but the compression algorithm was not set to a valid value.

Action: If the ACFS Fixer is currently running, then no further action is needed. The ACFS Fixer will delete this file. If the ACFS Checker is running, then run the ACFS Fixer to resolve the problem.

ADVM-07546: extent[number] has invalid _FileOffset value\n found: string, but expected to find multiple of: string\n for compressed file:\nstring

Cause: The _FileOffset property of an extent of the indicated extent structure was invalid. _FileOffset values must be a multiple of the file's compression unit size, for compressed files.

Action: If the ACFS Fixer is currently running, then no further action is needed. The ACFS Fixer will resolve the problem. If the ACFS Checker is running, then run the ACFS Fixer to resolve the problem.

ADVM-07547: Compressed file has extents that overlap.\n_FileOffset: *string* and \n_FileOffset: *string*\nfor file:\n*nstring*

Cause: Two file extents with the _FileOffset values shown, were found to use the same disk storage incorrectly.

Action: If the ACFS Fixer is currently running, then no further action is needed. The ACFS Fixer will resolve the problem. If the ACFS Checker is running, then run the ACFS Fixer to resolve the problem.

ADVM-07548: Compressed file extent is in an inconsistent state.\n_FileOffset: *string*\nfor file:\n*nstring*

Cause: A file extent with the _FileOffset value shown was found to be using disk storage incorrectly.

Action: If the ACFS Fixer is currently running, then no further action is needed. The ACFS Fixer will resolve the problem. If the ACFS Checker is running, then run the ACFS Fixer to resolve the problem.

ADVM-07549: File has _attributes value indicating compression but this is inconsistent with the volume header.\n found: *string*\nFile:\n*nstring*\nshould not be compressed

Cause: The volume header indicated that compression was never enabled but a file entry indicating compression was found.

Action: If the ACFS Fixer is currently running, then no further action is needed. The ACFS Fixer will resolve the problem. If the ACFS Checker is running, then run the ACFS Fixer to resolve the problem.

ADVM-07550: The default compression algorithm value *string* for the volume is incorrect.

Cause: The volume header indicated that compression was enabled but the default compression algorithm was not set as expected.

Action: If the ACFS Fixer is currently running, then no further action is needed. The ACFS Fixer will resolve the problem. If the ACFS Checker is running, then run the ACFS Fixer to resolve the problem.

ADVM-07551: The Volume_Disk_Header indicates that this file system has an accelerator volume, but the Global_Metadata_Directory structure does not contain an accelerator volume name.

Cause: File system checking has identified the metadata inconsistency reported in the message.

Action: If the file system has an accelerator volume associated with it then this problem may not be recoverable. The file system will have to be restored from a backup copy if the the problem cannot be resolved.

ADVM-07552: Global_Metadata_Directory structure has no value for _accelerator_device, but contains a non-zero value for _accelerator_GBM_fileid or _accelerator_snap_map_fileid\n _accelerator_GBM_fileid: *string*\n _accelerator_snap_map_fileid: *string*\nfor structure:\n*nstring*

Cause: File system checking has identified the metadata inconsistency reported in the message.

Action: If the message was generated by the ACFS Fixer, then no further action is needed. The ACFS Fixer will resolve the problem. If the message was generated by the ACFS Checker, then run the ACFS Fixer to resolve the problem. Frequent metadata inconsistencies may point to internal errors. In this case, contact Oracle Support Services.

ADVM-07554: unable to close volume: *string*

Cause: An attempt to close a volume failed. Refer to the accompanying messages for more information on the error.

Action: Correct the problem described in the accompanying messages if possible and rerun the command.

ADVM-07555: unable to close file: *string*

Cause: An attempt to close a file failed. Refer to the accompanying messages for more information on the error.

Action: Correct the problem described in the accompanying messages if possible and rerun the command

ADVM-07556: I/O request for (disk offset + size): *string* exceeds accelerator volume size: *string*\nfor structure:\n*nstring*

Cause: An I/O request was made for data that exceeded the size of the accelerator volume.

Action: If the message was generated by the ACFS Fixer, then no further action is needed. The ACFS Fixer will resolve the problem. If the message was generated by the ACFS Checker, then run the ACFS Fixer to resolve the problem. Frequent metadata inconsistencies may point to internal errors. In this case, contact Oracle Support Services.

ADVM-07557: found accelerator volume: *string* associated with this file system, \nbut accelerator volumes are not supported on this operating system: *string*

Cause: File system checking has identified the metadata inconsistency reported in the message.

Action: If the message was generated by the ACFS Fixer, then no further action is needed. The ACFS Fixer will resolve the problem. If the message was generated by the ACFS Checker, then run the ACFS Fixer to resolve the problem. Frequent metadata inconsistencies may point to internal errors. In this case, contact Oracle Support Services.

ADVM-07558: unable to process SnapMap metadata on the accelerator volume due to a problem with the primary volume's SnapMap metadata

Cause: File system checking has identified the metadata inconsistency reported in the message.

Action: If the message was generated by the ACFS Fixer, then no further action is needed. The ACFS Fixer will resolve the problem. If the message was generated by the ACFS Checker, then run the ACFS Fixer to resolve the problem. Frequent metadata inconsistencies may point to internal errors. In this case, contact Oracle Support Services.

ADVM-07559: The _FileEntry metadata structure for the accelerator volume storage SnapMap is invalid.

Cause: File system checking has identified the metadata inconsistency reported in the message.

Action: If the message was generated by the ACFS Fixer, then no further action is needed. The ACFS Fixer will resolve the problem. If the message was generated by the ACFS Checker, then run the ACFS Fixer to resolve the problem. Frequent metadata inconsistencies may point to internal errors. In this case, contact Oracle Support Services.

ADVM-07560: \nextent[*number*] is not in use but it contains non-zero values:\n _FileOffset: *string*\n _Length: *string*\n _PhysicalDiskOffset: *string*\n _SnapIncarnationNumber: *number*\n _VolId: *string*\n _ExtFlags: *string*

Cause: File system checking has identified the metadata inconsistency reported in the message.

Action: If the message was generated by the ACFS Fixer, then no further action is needed. The ACFS Fixer will resolve the problem. If the message was generated by the ACFS Checker, then run the ACFS Fixer to resolve the problem. Frequent metadata inconsistencies may point to internal errors. In this case, contact Oracle Support Services.

ADVM-07563: volume: *string* had an unsupported logical sector size\n found: *number*, but only *number* or *number* are supported\n

Cause: File system check has identified the metadata inconsistency reported in the message.

Action: Copy the file system to a volume with a supported sector size of 512 or 4096 and rerun fsck (Unix or Linux) or acfschkdsk.exe (Windows).

ADVM-07564: Snap_Clone_ID structure has an invalid Version value\n found: *string*\nfor structure:\n*nstring*

Cause: File system checking has identified the metadata inconsistency reported in the message.

Action: If the message was generated by the ACFS Fixer, then no further action is needed. The ACFS Fixer has resolved the problem. If the message was generated by the ACFS Checker, then run the ACFS Fixer to resolve the problem. Frequent metadata inconsistencies may point to internal errors. In this case, contact Oracle Support Services.

ADVM-07565: Snap_Clone_ID structure has an invalid Flags value\n found: *string*\nfor structure:\n*nstring*

Cause: File system checking has identified the metadata inconsistency reported in the message.

Action: If the message was generated by the ACFS Fixer, then no further action is needed. The ACFS Fixer has resolved the problem. If the message was generated by the ACFS Checker, then run the ACFS Fixer to resolve the problem. Frequent metadata inconsistencies may point to internal errors. In this case, contact Oracle Support Services.

ADVM-07566: extent[*number*] at _FileOffset value *string* has invalid _PhysicalDiskOffset value \n found: *string*, but expected to find multiple of: *string*\nfor structure:\n*nstring*

Cause: File system checking has identified the metadata inconsistency reported in the message.

Action: If the message was generated by the ACFS Fixer, then no further action is needed. The ACFS Fixer has resolved the problem. If the message was generated by the ACFS Checker, then run the ACFS Fixer to resolve the problem. Frequent

metadata inconsistencies may point to internal errors. In this case, contact Oracle Support Services.

ADVM-07567: extent[*number*] at *_FileOffset* value *string* has invalid *_PhysicalDiskOffset* value \n found: *string*, but expected to find multiple of: *string* \nfor compressed file:\n*nstring*

Cause: File system checking has identified the metadata inconsistency reported in the message.

Action: If the message was generated by the ACFS Fixer, then no further action is needed. The ACFS Fixer has resolved the problem. If the message was generated by the ACFS Checker, then run the ACFS Fixer to resolve the problem. Frequent metadata inconsistencies may point to internal errors. In this case, contact Oracle Support Services.

ADVM-07568: Volume_Disk_Header has incorrect metadata size value\n found: *string*, but expected to find: *string*\nfor structure:\n*nstring*

Cause: The MetadataSize property of the indicated Volume_Disk_Header did not match supported values.

Action: If the message was generated by the ACFS Fixer, then no further action is needed. The ACFS Fixer will resolve the problem. If the message was generated by the ACFS Checker, then run the ACFS Fixer to resolve the problem. Frequent metadata inconsistencies may point to internal errors. In this case, contact Oracle Support Services.

ADVM-07570: snap_map_tuple for disk offset: *string* conflicts with primary file system\n found: (*string*, *string*)\n expected: (0, 0)

Cause: File system checking has identified the metadata inconsistency reported in the message.

Action: If the message was generated by the ACFS Fixer, then no further action is needed. The ACFS Fixer will resolve the problem. If the message was generated by the ACFS Checker, then run the ACFS Fixer to resolve the problem. Frequent metadata inconsistencies may point to internal errors. In this case, contact Oracle Support Services.

ADVM-07571: snap_map_tuple for disk offset: *string* not set in Global BitMap\n snap_map_tuple: (*string*, *string*)

Cause: File system checking has identified the metadata inconsistency reported in the message.

Action: If the message was generated by the ACFS Fixer, then no further action is needed. The ACFS Fixer will resolve the problem. If the message was generated by the ACFS Checker, then run the ACFS Fixer to resolve the problem. Frequent metadata inconsistencies may point to internal errors. In this case, contact Oracle Support Services.

ADVM-07572: invalid snap_map_tuple found for for disk offset *string*,\nfirst value must be less than or equal to second value\n snap_map_tuple: (*string*, *string*)

Cause: File system checking has identified the metadata inconsistency reported in the message.

Action: If the message was generated by the ACFS Fixer, then no further action is needed. The ACFS Fixer will resolve the problem. If the message was generated by the ACFS Checker, then run the ACFS Fixer to resolve the problem. Frequent metadata inconsistencies may point to internal errors. In this case, contact Oracle Support Services.

ADVM-07573: orphan snap_map_tuple found for for disk offset *string*\n snap_map_tuple: (*string*, *string*)

Cause: File system checking has identified the metadata inconsistency reported in the message.

Action: If the message was generated by the ACFS Fixer, then no further action is needed. The ACFS Fixer will resolve the problem. If the message was generated by the ACFS Checker, then run the ACFS Fixer to resolve the problem. Frequent metadata inconsistencies may point to internal errors. In this case, contact Oracle Support Services.

ADVM-07574: snapshot marked for delete: *string* (identifier: *number*) was still present

Cause: File system checking has identified the metadata inconsistency reported in the message. A snapshot was marked for delete, but did not get deleted due to open files in the snapshot. There are two possible causes why the snapshot was not deleted. 1. The volume went offline while there were still open files in the snapshot. 2. The system was unexpectedly shutdown while there were still open files in the snapshot.

Action: If the message was generated by the ACFS Fixer, then no further action is needed. The ACFS Fixer has resolved the problem. If the message was generated by the ACFS Checker, then run the Fixer to resolve the problem. Frequent metadata inconsistencies may point to internal errors. In this case, contact Oracle Support Services.

ADVM-07575: command takes no arguments

Cause: The command entered does not take any arguments.

Action: Reenter the command with no arguments.

ADVM-07576: Compressed file:\n*nstring*\nhas an incorrect value *number*\nfor the _range_size value and cannot be used.

Cause: File system checking has identified the metadata inconsistency reported in the message.

Action: If the message was generated by the ACFS Fixer, then no further action is needed. The ACFS Fixer has resolved the problem. If the message was generated by the ACFS Checker, then run the ACFS Fixer to resolve the problem. Frequent metadata inconsistencies may point to internal errors. In this case, contact Oracle Support Services.

ADVM-07577: extent structure has incorrect _NextDataExtent value\n found: *string*, but expected to find: *string*\nfor structure:\n*nstring*

Cause: File system checking has identified the metadata inconsistency reported in the message.

Action: If the message was generated by the ACFS Fixer, then no further action is needed. The ACFS Fixer has resolved the problem. If the message was generated by the ACFS Checker, then run the ACFS Fixer to resolve the problem. Frequent metadata inconsistencies may point to internal errors. In this case, contact Oracle Support Services.

ADVM-07578: extent structure has incorrect _NextDataExtentVolId value\n found: *string*, but expected to find: *string*\nfor structure:\n*nstring*

Cause: File system checking has identified the metadata inconsistency reported in the message.

Action: If the message was generated by the ACFS Fixer, then no further action is needed. The ACFS Fixer has resolved the problem. If the message was generated by the ACFS Checker, then run the ACFS Fixer to resolve the problem. Frequent metadata inconsistencies may point to internal errors. In this case, contact Oracle Support Services.

ADVM-07579: HEADER extent structure found in _NextDataExtent list for file that does not support range locking\nfor file:\nstring

Cause: File system checking has identified the metadata inconsistency reported in the message.

Action: If the message was generated by the ACFS Fixer, then no further action is needed. The ACFS Fixer has resolved the problem. If the message was generated by the ACFS Checker, then run the ACFS Fixer to resolve the problem. Frequent metadata inconsistencies may point to internal errors. In this case, contact Oracle Support Services.

ADVM-07581: disk storage used string greater than sum of extents allocation size string\nfor file:\nstring

Cause: File system checking has identified the metadata inconsistency reported in the message.

Action: If the message was generated by the ACFS Fixer, then no further action is needed. The ACFS Fixer has resolved the problem. If the message was generated by the ACFS Checker, then run the ACFS Fixer to resolve the problem. Frequent metadata inconsistencies may point to internal errors. In this case, contact Oracle Support Services.

ADVM-07582: file _DiskUsage value not equal to disk storage used by DATA extents\n found: string, but expected to find: string\nfor file:\nstring

Cause: File system checking has identified the metadata inconsistency reported in the message.

Action: If the message was generated by the ACFS Fixer, then no further action is needed. The ACFS Fixer has resolved the problem. If the message was generated by the ACFS Checker, then run the ACFS Fixer to resolve the problem. Frequent metadata inconsistencies may point to internal errors. In this case, contact Oracle Support Services.

ADVM-07585: unable to set File_Entry_Table context

Cause: The ACFS Debug utility was not able to set the File_Entry_Table context. Lookups by file identifier were disabled. Refer to the accompanying message(s) for more information on the problem.

Action: Correct the problem described in the accompanying messages if possible by rerunning the ACFS Fixer.

ADVM-07586: Do you want to continue [y|n] ?

Cause: The ACFS Checker/Fixer or Debug utility detected a situation that could leave the file system in an inconsistent or unusable state. Refer to the corresponding error message for more information.

Action: Respond Y(yes) to proceed or N(no) to cancel.

ADVM-07588: Metadata read of size string bytes failed at disk offset: string.\n Can not read beyond end of primary volume, size: string.

Cause: An attempt to read metadata failed because the data requested was beyond the size of the primary volume for this file system.

Action: If the message was generated by the ACFS Fixer, then no further action is needed. The ACFS Fixer will resolve the problem. If the message was generated by the ACFS Checker, then run the ACFS Fixer to resolve the problem. Frequent metadata inconsistencies may point to internal errors. In this case, contact Oracle Support Services.

**ADVM-07590: Metadata write of size *string* bytes failed at disk offset: *string*.
Can not write beyond end of primary volume, size: *string*.**

Cause: An attempt to write metadata failed because the write location was beyond the size of size of the primary volume for this file system.

Action: If the message was generated by the ACFS Fixer, then no further action is needed. The ACFS Fixer will resolve the problem. If the message was generated by the ACFS Checker, then run the ACFS Fixer to resolve the problem. Frequent metadata inconsistencies may point to internal errors. In this case, contact Oracle Support Services.

ADVM-07592: metadata structure has incorrect header for:\nstring

Cause: One or more properties of the header of the indicated metadata structure contained invalid or incorrect values. Refer to accompanying messages for more information on the error.

Action: If the ACFS Fixer is currently running, then no further action is needed. The ACFS Fixer will resolve the problem. If the ACFS Checker is running, then run the ACFS Fixer to resolve the problem.

**ADVM-07598: Metadata read of size *string* bytes failed at disk offset: *string*.
Can not read beyond end of accelerator volume, size: *string*.**

Cause: An attempt to read metadata failed because the data requested was beyond the size of the accelerator volume for this file system.

Action: If the message was generated by the ACFS Fixer, then no further action is needed. The ACFS Fixer will resolve the problem. If the message was generated by the ACFS Checker, then run the ACFS Fixer to resolve the problem. Frequent metadata inconsistencies may point to internal errors. In this case, contact Oracle Support Services.

**ADVM-07600: Metadata write of size *string* bytes failed at disk offset: *string*.
Can not write beyond end of accelerator volume, size: *string*.**

Cause: An attempt to write metadata failed because the write location was beyond the size of size of the accelerator volume for this file system.

Action: If the message was generated by the ACFS Fixer, then no further action is needed. The ACFS Fixer will resolve the problem. If the message was generated by the ACFS Checker, then run the ACFS Fixer to resolve the problem. Frequent metadata inconsistencies may point to internal errors. In this case, contact Oracle Support Services.

ADVM-07601: unable to determine size of file: *string*

Cause: An attempt to determine the size of the indicated file failed. Refer to the accompanying message(s) for more information on the problem.

Action: Correct the problem described in the accompanying messages if possible and rerun fsck (Unix or Linux) or acfschkdsk.exe (Windows).

ADVM-07602: failed to create temporary paging file '*string*'

Cause: An attempt to create the indicated temporary paging file failed. Refer to the accompanying message(s) for more information on the problem.

Action: Correct the problem described in the accompanying messages if possible and rerun fsck (Unix or Linux) or acfschkdisk.exe (Windows).

ADVM-07603: write failed at position: *string* for temporary paging file '*string*'

Cause: An attempt to write to the indicated temporary paging file failed. Refer to the accompanying message(s) for more information on the problem.

Action: Correct the problem described in the accompanying messages if possible and rerun fsck (Unix or Linux) or acfschkdisk.exe (Windows).

ADVM-07604: seek failed at position: *string* for temporary paging file '*string*'

Cause: An attempt to seek within the indicated temporary paging file failed. Refer to the accompanying message(s) for more information on the problem.

Action: Correct the problem described in the accompanying messages if possible and rerun fsck (Unix or Linux) or acfschkdisk.exe (Windows).

ADVM-07606: read failed at position: *string* for temporary paging file '*string*'

Cause: An attempt to read the indicated temporary paging file failed. Refer to the accompanying message(s) for more information on the problem.

Action: Correct the problem described in the accompanying messages if possible and rerun fsck (Unix or Linux) or acfschkdisk.exe (Windows).

ADVM-07607: metadata read failed at disk offset: *string*\n bytes requested: *number* bytes returned: *number*

Cause: An attempt to read metadata at the indicated offset was incomplete. The amount of data read did not match the amount requested. Refer to the accompanying message(s) for more information on the problem.

Action: Correct the problem described in the accompanying messages if possible and rerun fsck (Unix or Linux) or acfschkdisk.exe (Windows).

ADVM-07610: Volume_Disk_Header has incorrect _VolVolumeSize value\n found: *string*, but expected to find: *string*\nfor structure:\n*nstring*

Cause: The _VolVolumeSize property of the indicated Volume_Disk_Header metadata structure was incorrect.

Action: If the ACFS Fixer is currently running, then no further action is needed. The ACFS Fixer will resolve the problem. If the ACFS Checker is running, then run the ACFS Fixer to resolve the problem.

ADVM-07611: Global_BitMap has bits incorrectly set for storage beyond the file system size\nfor file:\n*nstring*

Cause: The Global_BitMap had bits set in an area reserved for future expansion. All of these storage bits must be zero. There is no valid storage associated with these bits.

Action: If the ACFS Fixer is currently running, then no further action is needed. The ACFS Fixer will resolve the problem. If the ACFS Checker is running, then run the ACFS Fixer to resolve the problem.

ADVM-07612: file has invalid _NextFreeExtent value:\n found: *number* minimum: *number*\nfor file:\n*nstring*

Cause: The _NextFreeExtent property of the indicated file was incorrect.

Action: If the ACFS Fixer is currently running, then no further action is needed. The ACFS Fixer will resolve the problem. If the ACFS Checker is running, then run the ACFS Fixer to resolve the problem.

ADVM-07613: file has invalid _NextFreeExtent value:\n found: *number* maximum: *number*\nfor file:\nstring

Cause: The _NextFreeExtent property of the indicated file was incorrect.

Action: If the ACFS Fixer is currently running, then no further action is needed. The ACFS Fixer will resolve the problem. If the ACFS Checker is running, then run the ACFS Fixer to resolve the problem.

ADVM-07614: Global_BitMap's first extent is not located at the expected disk offset\n found: *string*, but expected to find: *string*\nfor file:\nstring

Cause: The first extent of the indicated Global_BitMap was not located at the correct disk offset. The Global_BitMap's first extent must be located at the disk offset described in the message.

Action: If the ACFS Fixer is currently running, then no further action is needed. The ACFS Fixer will resolve the problem. If the ACFS Checker is running, then run the ACFS Fixer to resolve the problem.

ADVM-07615: Global_BitMap file has extents that overlap\n Extent[*number*] _Length: *string* _PhysicalDiskOffset: *string*\n Extent[*number*] _Length: *string* _PhysicalDiskOffset: *string*\nfor file:\nstring

Cause: The extents of the indicated Global_BitMap mapped some or all of the same storage. All extents within a file must map storage that is mutually exclusive.

Action: If the ACFS Fixer is currently running, then no further action is needed. The ACFS Fixer will resolve the problem. If the ACFS Checker is running, then run the ACFS Fixer to resolve the problem.

ADVM-07616: *string* has encountered an internal error: could not post error to ACFS Fixer

Cause: The ACFS Checker/Fixer or ACFS Debug utility has encountered an unexpected, internal error. Refer to the accompanying message(s) for more information on the problem.

Action: Contact Oracle Support Services.

ADVM-07619: truncating file from *number* bytes to *number* bytes to ensure metadata consistency; file content following file offset: *number* has been lost\nfor file:\nstring

Cause: The ACFS Fixer was not able to fully repair the indicated file due to an inconsistency within its metadata. The file had to be truncated to maintain the integrity of the file system.

Action: Restore the file from a backup copy.

ADVM-07622: resetting _security_descriptor to administrator default value for:\nfor file:\nstring

Cause: The _security_descriptor the indicated file was invalid or incorrect. It was reset to the default administrator value.

Action: If the ACFS Fixer is currently running, then no further action is needed. The ACFS Fixer will reset the _security_descriptor to the administrator default value for the file.

ADVM-07623: unable to repair problem with file *_attributes*; deleting file to maintain file system integrity\nfor file:\nstring

Cause: The ACFS Fixer was not able to resolve a problem with the *_attributes* property of the indicated file. The file had to be deleted to maintain the integrity of the file system.

Action: Restore the file from a backup copy.

ADVM-07624: file cannot be repaired; deleting file to maintain file system integrity\nfor file:\nstring

Cause: The ACFS Fixer was not able to repair a problem with the indicated file. The file had to be deleted to maintain file system integrity.

Action: Restore the file from a backup copy.

ADVM-07625: failed to create system directory\nfor file:\nstring

Cause: The ACFS Fixer was not able to create a directory for the indicated internal system file. Refer to the accompanying message(s) for more information on the problem.

Action: Correct the problem described in the accompanying messages if possible and rerun fsck (Unix or Linux) or acfschkdisk.exe (Windows).

ADVM-07628: invalid snapshot name '*string*' entered

Cause: The snapshot entered did not exist.

Action: Enter the name of a valid snapshot to continue.

ADVM-07629: numeric argument too large: *number*

Cause: The numeric value entered as an argument exceeded the largest possible value for this type of argument.

Action: Enter a value that is within the valid range of values for the type of argument.

ADVM-07630: file has invalid *_oracle_file_type* value\n found: *number*\nfor file:\nstring

Cause: File system checking has identified the metadata inconsistency reported in the message.

Action: If the message was generated by the ACFS Fixer, then no further action is needed. The ACFS Fixer has resolved the problem. If the message was generated by the ACFS Checker, then run the ACFS Fixer to resolve the problem. Frequent metadata inconsistencies may point to internal errors. In this case, contact Oracle Support Services.

ADVM-07631: extent[*number*] has invalid *_Length* value\n found: *string*, but expected to find multiple of: *string*\nfor structure:\nstring

Cause: File system checking has identified the metadata inconsistency reported in the message.

Action: If the message was generated by the ACFS Fixer, then no further action is needed. The ACFS Fixer has resolved the problem. If the message was generated by the ACFS Checker, then run the ACFS Fixer to resolve the problem. Frequent metadata inconsistencies may point to internal errors. In this case, contact Oracle Support Services.

ADVM-07632: extent[*number*] has invalid _PhysicalDiskOffset value\n found: *string*, but expected to find multiple of: *string*\nfor structure:\n*nstring*

Cause: File system checking has identified the metadata inconsistency reported in the message.

Action: If the message was generated by the ACFS Fixer, then no further action is needed. The ACFS Fixer has resolved the problem. If the message was generated by the ACFS Checker, then run the ACFS Fixer to resolve the problem. Frequent metadata inconsistencies may point to internal errors. In this case, contact Oracle Support Services.

ADVM-07633: extent[*number*] has invalid _Length value\n found: *string*, but expected to find multiple of: *string*\nfor file:\n*nstring*

Cause: File system checking has identified the metadata inconsistency reported in the message.

Action: If the message was generated by the ACFS Fixer, then no further action is needed. The ACFS Fixer has resolved the problem. If the message was generated by the ACFS Checker, then run the ACFS Fixer to resolve the problem. Frequent metadata inconsistencies may point to internal errors. In this case, contact Oracle Support Services.

ADVM-07634: extent[*number*] has invalid _PhysicalDiskOffset value\n found: *string*, but expected to find multiple of: *string*\nfor file:\n*nstring*

Cause: File system checking has identified the metadata inconsistency reported in the message.

Action: If the message was generated by the ACFS Fixer, then no further action is needed. The ACFS Fixer has resolved the problem. If the message was generated by the ACFS Checker, then run the ACFS Fixer to resolve the problem. Frequent metadata inconsistencies may point to internal errors. In this case, contact Oracle Support Services.

ADVM-07635: extent[*number*] has invalid _Length value\n found: *string*, but expected to find: *string*\nfor structure:\n*nstring*

Cause: File system checking has identified the metadata inconsistency reported in the message.

Action: If the message was generated by the ACFS Fixer, then no further action is needed. The ACFS Fixer has resolved the problem. If the message was generated by the ACFS Checker, then run the ACFS Fixer to resolve the problem. Frequent metadata inconsistencies may point to internal errors. In this case, contact Oracle Support Services.

ADVM-07636: extent[*number*] has invalid _Length value\n found: *string*, but expected to find: *string*\nfor file:\n*nstring*

Cause: File system checking has identified the metadata inconsistency reported in the message.

Action: If the message was generated by the ACFS Fixer, then no further action is needed. The ACFS Fixer has resolved the problem. If the message was generated by the ACFS Checker, then run the ACFS Fixer to resolve the problem. Frequent metadata inconsistencies may point to internal errors. In this case, contact Oracle Support Services.

ADVM-07637: extent[*number*] has invalid _Length value\n found: *string*, but expected to find less than: *string*\nfor structure:\n*nstring*

Cause: File system checking has identified the metadata inconsistency reported in the message.

Action: If the message was generated by the ACFS Fixer, then no further action is needed. The ACFS Fixer has resolved the problem. If the message was generated by the ACFS Checker, then run the ACFS Fixer to resolve the problem. Frequent metadata inconsistencies may point to internal errors. In this case, contact Oracle Support Services.

ADVM-07638: extent[*number*] has invalid _Length value\n found: *string*, but expected to find less than: *string*\nfor file:\n*nstring*

Cause: File system checking has identified the metadata inconsistency reported in the message.

Action: If the message was generated by the ACFS Fixer, then no further action is needed. The ACFS Fixer has resolved the problem. If the message was generated by the ACFS Checker, then run the ACFS Fixer to resolve the problem. Frequent metadata inconsistencies may point to internal errors. In this case, contact Oracle Support Services.

ADVM-07647: local extent limit reached for extending files; indirect extents not supported for extending files\nfor file:\n*nstring*

Cause: The ACFS Fixer was not able to create an indirect extent to extend the indicated file.

Action: Restore the file from a backup copy.

ADVM-07648: cannot set Global_BitMap bits for offset: *string* for *number* bytes\nfor file:\n*nstring*

Cause: The ACFS Fixer was unable to set the range of bits described in the message. Refer to the accompanying message(s) for more information on the problem.

Action: Correct the problem described in the accompanying messages if possible and rerun fsck (Unix or Linux) or acfschkdsk.exe (Windows).

ADVM-07649: deleting snapshot to maintain file system integrity

Cause: The ACFS Fixer had to delete a snapshot to maintain the integrity of the file system. Refer to the corresponding message(s) for more information on the problem(s) associated with the snapshot.

Action: If the ACFS Fixer is currently running, then no further action is needed. The ACFS Fixer will resolve the problem. If the ACFS Checker is running, then run the ACFS Fixer to resolve the problem.

ADVM-07650: unable to repair _VolStateFlag value in Volume_Disk_Header

Cause: The ACFS Fixer was unable to update the _VolStateFlag in the Volume_Disk_Header. Refer to the accompanying message(s) for more information on the problem.

Action: Correct the problem described in the accompanying messages if possible and rerun fsck (Unix or Linux) or acfschkdsk.exe (Windows).

ADVM-07652: Volume_Disk_Header has invalid _VolOSCreatedOn value\n found: *number*, but expected to find: 1 (Windows_XP), 2 (Linux), 3 (Solaris), or 4 (AIX)\nfor structure:\nstring

Cause: The _VolOSCreatedOn property of the indicated Volume_Disk_Header was incorrect. Its value must be one of the values listed in the message.

Action: If the ACFS Fixer is currently running, then no further action is needed. The ACFS Fixer will resolve the problem. If the ACFS Checker is running, then run the ACFS Fixer to resolve the problem.

ADVM-07653: Security_Metadata file _Private structure has invalid _freeDataListTail value\n found: 0, but expected to find: > 0\nfor structure:\nstring

Cause: The _freeDataListTail property of the indicated Security_Metadata _Private metadata structure was invalid. The value must be greater than zero.

Action: If the ACFS Fixer is currently running, then no further action is needed. The ACFS Fixer will resolve the problem. If the ACFS Checker is running, then run the ACFS Fixer to resolve the problem.

ADVM-07655: This file system had been removed. It has now been restored.

Cause: This file system was removed via the acfsutil rmfs utility. It has now been restored by the ACFS Fixer.

Action: The ACFS Fixer has restored the file system. No further action is required.

ADVM-07656: unable to continue

Cause: The ACFS Checker/Fixer or Debug utility has encountered a fatal error and cannot continue. Refer to the accompanying message(s) for more information on the error.

Action: Correct the problem described in the accompanying messages if possible and rerun fsck (Unix or Linux) or acfschkdsk.exe (Windows).

ADVM-07658: Ensure that volume *string* is not mounted on this node. \nNote that data displayed may not be current if volume *string* is mounted on any other node due to file system caching

Cause: The volume cannot be mounted on this node while running the acfsdbg utility in read-only mode. This restriction is limited to Windows systems. The acfsdbg utility reads metadata directly from disk and data may not be current if the file system is mount on any other nodes due file system caching.

Action: Check to determine if the volume is mounted on any node. The volume must be unmounted on this node before continuing. The volume should also be unmounted on all others node if possible. If the volume cannot be unmounted on other nodes, then reenter any request if the metadata values displayed appear to be stale. Note: You may have to reenter the request several times to retrieve the latest metadata.

ADVM-07659: command is disabled in read-only mode

Cause: The command entered attempted to modify file system metadata while running in read-only mode. Modifications to file system metadata are not allowed when running the ACFS Debug utility in read-only mode.

Action: Rerun the acfsdbg utility in write mode to modify metadata.

ADVM-07660: unable to modify metadata for volume *string*; volume is not open

Cause: An attempt to modify metadata failed because the volume was not open. Refer to the accompanying message(s) for more information on the problem.

Action: Correct the problem described in the accompanying messages if possible and rerun fsck (Unix or Linux) or acfschkdsk.exe (Windows).

ADVM-07661: metadata lookup by file identifier is disabled due to lack of File_Entry_Table context; enter 'primary' or 'snap *snapshot name*' to set the context

Cause: The acfsdbg utility could not process the request because there was no File_Entry_Table context. The acfsdbg utility requires a valid File_Entry_Table context for lookups by file identifier since the same file identifier may appear in multiple snapshots.

Action: Enter the 'primary' or 'snap *snapshot name*' command to set context.

ADVM-07662: unable to set snapshot context due to Snap_Map file metadata inconsistency

Cause: An attempt to set the metadata lookup context to a snapshot failed because there was a problem accessing the SnapMap metadata. Refer to the accompanying message(s) for more information on the problem.

Action: Correct the problem described in the accompanying messages if possible and rerun the ACFS debug utility.

ADVM-07663: disk offset request: *string* is not aligned on a sector: *number* bytes; results may be inconsistent

Cause: The disk offset entered was not sector aligned. All ACFS metadata structures are sector aligned.

Action: Reenter the offset so that is properly aligned as described in the corresponding message.

ADVM-07664: read failed for metadata structure at disk offset: *string* for *number* bytes

Cause: An attempt to read a metadata structure at the indicted disk offset failed. Refer to accompanying message(s) for more information on the problem.

Action: Correct the problem described in the accompanying messages if possible and rerun the ACFS debug utility.

ADVM-07666: unrecognized metadata found at disk offset: *string*

Cause: The data found at the indicated disk offset did not contain a valid ACFS metadata structure type. There are two possible causes: 1. The data at the disk offset was not an ACFS metadata structure. 2. The metadata structure at the disk offset was in an inconsistent state.

Action: If the data at the disk offset should be an ACFS metadata structure, then run the ACFS Fixer to resolve the problem.

ADVM-07667: request for file identifier: *string* exceeds the maximum value for this file system: *string*

Cause: A request was made for a file identifier that exceeded the maximum for the file system.

Action: Reenter the command with a file identifier that is within the limits of the file system.

ADVM-07669: metadata lookup by file identifier is disabled due to File_Entry_Table metadata inconsistency

Cause: The acfsdbg utility has identified the metadata inconsistency reported in the accompanying message.

Action: Run the ACFS Fixer to resolve the problem. Frequent metadata inconsistencies may point to internal errors. In this case, contact Oracle Support Services.

ADVM-07682: file system check has been cancelled

Cause: File system checking was terminated because a signal was received, such as Control-C.

Action: None

ADVM-07685: *string* is unable to detect the ACFS driver on this system. Proceeding could leave the file system in an inconsistent and possibly unusable state if the file system is mounted or being fixed on another system.

Cause: The ACFS Checker/Fixer or Debug utility issued a system call to the ACFS driver that failed. It appeared that the ACFS driver was not loaded on this system.

Action: The ACFS driver should be loaded on all nodes if possible. Verify that the file system is not mounted or being fixed on any node. Rerun the ACFS Checker/Fixer or Debug utility once these steps are complete.

ADVM-07690: data displayed may not be current if volume *string* is mounted on any node due to file system caching

Cause: The acfsdbg utility reads metadata directly from disk. Metadata updates to disk may be delayed due standard file system caching.

Action: Check to determine if the volume is mounted on any node. Unmount the volume on all nodes if possible. If the volume cannot be unmounted from all nodes, then reenter any request if the metadata values displayed appear to be stale. Note: You may have to reenter a request several times to retrieve the latest metadata.

ADVM-07691: command entered: '*string*' is invalid or not unique

Cause: There are two possible causes: 1. The command entered was not recognized by the acfsdbg utility. 2. A partial command name was entered and there was more than one command that matched the characters entered.

Action: Use the acfsdbg utility help (-h) option for a list of valid commands. Renter the command, ensuring that enough of the command name is entered to make it unique.

ADVM-07692: cannot convert disk offset as specified: *string*

Cause: The format entered for the disk offset was invalid.

Action: Use the acfsdbg utility help (-h) option for a list of commands and format options for entering data.

ADVM-07693: Volume_Disk_Header has invalid _VolVolumeSize value\n found: *string* must be aligned on a *number* byte boundary\nfor structure:\n*nstring*

Cause: The _VolVolumeSize property of the Volume_Disk_Header was invalid. Its value must be aligned on the byte boundary described in the message.

Action: If the ACFS Fixer is currently running, then no further action is needed. The ACFS Fixer will resolve the problem. If the ACFS Checker is running, then run the ACFS Fixer to resolve the problem.

ADVM-07694: too many arguments for string

Cause: Too many arguments were supplied for the string option. The string option takes one argument.

Action: Reenter the command with only one argument for the string option.

ADVM-07695: The ACFS driver should be loaded on all nodes for a safe check of this file system.

Cause: The ACFS Checker/Fixer or Debug utility issued a system call to the ACFS driver that failed. It appeared that the ACFS driver was not loaded on this system.

Action: The ACFS driver should be loaded on all nodes if possible. Verify that the file system is not mounted or being checked on any node. Rerun the ACFS Checker/Fixer or Debug utility once these steps are complete.

ADVM-07696: The file system on volume *string* is currently in the *string* state. This state indicates that a file system check is currently in progress.

Cause: There are two possible causes: 1. The file system on this volume was being checked on this system or another system in the cluster. 2. The ACFS Checker/Fixer was unexpectedly terminated leaving the file system state incorrectly set.

Action: Verify that the file system is not being checked on any node. There are two possible options if the file system is not being checked on any node: 1. Respond Y(yes) when prompted to run the ACFS Checker/Fixer. 2. Run the ACFS Fixer with the [f] option to reset the file system state to allow the file system to be mounted. NOTE: Use caution with this option as file system repairs from a previous run of the ACFS Checker/Fixer may be incomplete.

ADVM-07697: unable to determine program name

Cause: The ACFS Checker/Fixer or Debug utility was invoked in a non-standard way such that the program name could not be determined.

Action: Run the ACFS Checker/Fixer or Debug utility using a standard method.

ADVM-07698: orphan directory found for file identifier: *string* at disk offset: *string*

Cause: No parent directory entry was found for the indicated directory file. 1. The directory file had no corresponding parent directory entry. 2. The directory file had a parent directory entry, but there was a problem with corresponding parent directory file.

Action: If the ACFS Fixer is currently running, then no further action is needed. If the ACFS Checker is running, then run the ACFS Fixer to resolve the problem. The ACFS Fixer will attempt to repair any directories that are in an inconsistent state first. Any directory file that does not have a valid parent directory entry following directory repairs will be moved to the 'lost+found' directory with all of its files.

ADVM-07701: There are metadata transaction log file(s) that have not been processed. Failure \nto process these transaction logs may result in metadata inconsistencies. \nDo you want to process the transaction log(s)? [y | n]

Cause: Transaction Log files contain updates to the file system's metadata. The ACFS Checker found at least one transaction log that was not completely processed. This indicates that metadata updates were not completed which could leave the file system in an inconsistent state.

Action: Respond yes to process metadata transaction log(s).

ADVM-07705: There are files marked for deletion that have not been removed from the \nfile system. Failure to remove these files could result in false errors \nbeing reported. \nDo you want to remove files that are marked for deletion? [y|n]

Cause: The ACFS Checker found files that were marked for deletion but had not been removed from the file system. False errors may be reported due to the presence of there files.

Action: Respond yes to remove these files.

ADVM-07708: unable to read File_Entry_Table entry: *string* at disk offset: *string*

Cause: An attempt to read the File_Entry_Table for the indicated entry failed. Refer to the accompanying message(s) for more information on the problem.

Action: Correct the problem described in the accompanying messages if possible and rerun fsck (Unix or Linux) or acfschkdisk.exe (Windows).

ADVM-07709: orphan file (file identifier: *string*, disk offset: *string*) marked for deletion not on delete list

Cause: The indicated file was marked for deletion but it was not found on any of the delete file lists.

Action: If the ACFS Fixer is currently running, then no further action is needed. The ACFS Fixer will resolve the problem. If the ACFS Checker is running, then run the ACFS Fixer to resolve the problem.

ADVM-07710: orphan file found for file identifier: *string* at disk offset: *string*

Cause: No directory entry was found for the indicated file. There are two possible causes: 1. The file had no corresponding directory entry. 2. The file had a directory entry, but there was a problem with corresponding directory file.

Action: If the ACFS Fixer is currently running, then no further action is needed. If the ACFS Checker is running, then run the ACFS Fixer to resolve the problem. The ACFS Fixer will attempt to repair any directories that are in an inconsistent state first. Any file that does not have a valid directory entry following directory repairs will be moved to the 'lost+found' directory.

ADVM-07711: orphan metadata structure (type: *string*) found for file identifier: *string* at disk offset: *string*

Cause: The indicated metadata structure was found but had no corresponding parent metadata structure.

Action: If the ACFS Fixer is currently running, then no further action is needed. The ACFS Fixer will move the structure to the free list. If the ACFS Checker is running, then run the ACFS Fixer to resolve the problem.

ADVM-07720: new allocation size is invalid\n found: *number*, but expected to find multiple of: *number*\nfor file:\n*nstring*

Cause: The new allocation size property of the indicated file was incorrect. Its value must be a multiple of the file system allocation unit size.

Action: If the ACFS Fixer is currently running, then no further action is needed. The ACFS Fixer will resolve the problem. If the ACFS Checker is running, then run the ACFS Fixer to resolve the problem.

ADVM-07721: file has invalid _NextFreeExtent value\n found: *number* maximum: *number*\nfor file:\n*nstring*

Cause: The _NextFreeExtent property of the indicated file was incorrect.

Action: If the ACFS Fixer is currently running, then no further action is needed. The ACFS Fixer will resolve the problem. If the ACFS Checker is running, then run the ACFS Fixer to resolve the problem.

ADVM-07722: file has invalid _NextFreeExtent value:\n found: *number* minimum: 1\nfor file:\nstring

Cause: The ACFS Checker/Fixer found an inconsistency within the file system.

Action: If the ACFS Fixer is currently running, then no further action is needed. The ACFS Fixer will resolve the problem. If the ACFS Checker is running, then run the ACFS Fixer to resolve the problem.

ADVM-07723: could not clear temporary Global_BitMap bits at offset: *string* for *number* bits

Cause: The ACFS Fixer was unable to free the indicated storage on the temporary Global_BitMap.

Action: See the preceding error message, and take corrective action.

ADVM-07724: unable to set temporary Global_BitMap bits at offset: *string* for *number* bits

Cause: The ACFS Fixer was unable to reserve the indicated storage on the temporary Global_BitMap.

Action: See the preceding error message, and take corrective action.

ADVM-07725: unable to allocate storage; file system has no free space

Cause: The ACFS Fixer was unable to allocate storage because there was no free storage available.

Action: There are two options: 1. Free up some storage by deleting some files. 2. Add available storage by increasing the size of the file system via the 'acfsutil size' command.

ADVM-07726: could not find sufficient free storage to rebuild Global_BitMap extent\n found: *string* requested: *string*\nfor file:\nstring

Cause: The ACFS Fixer could not find enough contiguous storage to rebuild the Global_BitMap file's extent map.

Action: There are two options: 1. Free up some storage by deleting some files. 2. Add available storage by increasing the size of the file system via the 'acfsutil size' command.

ADVM-07727: could not rewrite Global_Bitmap data for file:\nstring

Cause: The ACFS Fixer could not update the file system's storage bitmap. Refer to the accompanying message(s) for more information on the problem.

Action: Correct the problem described in the accompanying messages if possible and rerun the ACFS Fixer.

ADVM-07728: The Global_BitMap file has reached the maximum number of extents (*number*). The file system can no longer be expanded. Running *string* in fixer mode will attempt to consolidate the storage bitmap into fewer extents which would allow for file system expansion via the 'acfsutil size' command.

Cause: The ACFS Checker found the file system's storage bitmap was using its maximum number of extents.

Action: Running the ACFS Checker/Fixer in Fixer mode will attempt to consolidate the file system's storage bitmap into two extents allowing future file system expansion using 'acfsutil size', assuming additional storage is available.

ADVM-07729: The Global_Bitmap file has been\n consolidated into *number* extents.\nThis may allow for file system expansion via the 'acfsutil size' command.
Cause: The Global_Bitmap file was using the maximum number of extents supported. The ACFS Fixer has consolidated the Global_Bitmap file into fewer extents thus allowing future file system growth using the 'acfsutil size' command if unused storage is available.

Action: No Action Needed.

ADVM-07733: directory _Private structure has invalid _first_dirnode value\n found: *number* maximum: *number*\nfor structure:\nstring

Cause: The _first_dirnode property of the indicated _Private directory structure was invalid. Its value exceeded the maximum value for the directory.

Action: If the ACFS Fixer is currently running, then no further action is needed. The ACFS Fixer will resolve the problem. If the ACFS Checker is running, then run the ACFS Fixer to resolve the problem.

ADVM-07734: directory _Private structure has invalid _last_dirnode value\n found: *number* maximum: *number*\nfor structure:\nstring

Cause: The _last_dirnode property of the indicated _Private directory structure was invalid. Its value exceeded the maximum value for the directory.

Action: If the ACFS Fixer is currently running, then no further action is needed. The ACFS Fixer will resolve the problem. If the ACFS Checker is running, then run the ACFS Fixer to resolve the problem.

ADVM-07735: directory _Private structure has invalid _hash_blk_free_list value\n found: *number* maximum: *number*\nfor structure:\nstring

Cause: The _hash_blk_free_list property of the indicated _Private directory structure was invalid. Its value exceeded the maximum value for the directory.

Action: If the ACFS Fixer is currently running, then no further action is needed. The ACFS Fixer will resolve the problem. If the ACFS Checker is running, then run the ACFS Fixer to resolve the problem.

ADVM-07736: directory _Private structure has invalid _dir_entry_free_list_head value\n found: *string* maximum: *string*\nfor structure:\nstring

Cause: The _dir_entry_free_list_head property of the indicated _Private directory structure was invalid. Its value exceeded the maximum value for the directory.

Action: If the ACFS Fixer is currently running, then no further action is needed. The ACFS Fixer will resolve the problem. If the ACFS Checker is running, then run the ACFS Fixer to resolve the problem.

ADVM-07737: directory _Private structure has invalid _dir_entry_free_list_tail value\n found: *string* maximum: *string*\nfor structure:\nstring

Cause: The _dir_entry_free_list_tail property of the indicated _Private directory structure was invalid. Its value exceeded the maximum value for the directory.

Action: If the ACFS Fixer is currently running, then no further action is needed. The ACFS Fixer will resolve the problem. If the ACFS Checker is running, then run the ACFS Fixer to resolve the problem.

ADVM-07740: Could not consolidate the file system's temporary\n storage bitmap to less than *number* extents. Need\n at least *number* bytes free contiguous storage.

Cause: The file system's internal storage bitmap could not be consolidated to less than five extents because there was insufficient free contiguous storage.

Action: Deleting some files larger than the amount of contiguous storage needed may free up sufficient contiguous storage so consolidation of the file system's internal storage bitmap may occur. The 'acfsutil info file filename' command may be used to examine a candidate file's contiguous extents.

ADVM-07741: could not rebuild file system storage bitmap\n free contiguous bytes found: *number*\n contiguous bytes requested: *number*\nfor file: *string*

Cause: The ACFS Fixer could not find enough contiguous free storage to rebuild the file system's storage bitmap.

Action: Deleting some files larger than the amount of contiguous storage needed may free up sufficient contiguous storage so consolidation of the file system's internal storage bitmap may occur. The 'acfsutil info file filename' command may be used to examine a candidate file's contiguous extents.

ADVM-07742: _ustEAContainerEntry property has an invalid value\n found: *number* for structure:\nstring

Cause: The _ustEAContainerEntry property of the indicated _ustEAContainer structure was not within the range of valid offset values.

Action: If the ACFS Fixer is currently running, then no further action is needed. The ACFS Fixer will resolve the problem. If the ACFS Checker is running, then run the ACFS Fixer to resolve the problem. The ACFS Fixer reconstructs the structure to retain as much valid information as possible and may eliminate inaccessible information.

ADVM-07743: _ustEAEntryHdrFlags property has an invalid value\n found: *string* for _ustEAContainerEntry at offset: *number* for structure:\nstring

Cause: The _ustEAEntryHdrFlags property of the indicated _ustEAContainer structure contained one or more invalid values.

Action: If the ACFS Fixer is currently running, then no further action is needed. The ACFS Fixer will resolve the problem. If the ACFS Checker is running, then run the ACFS Fixer to resolve the problem.

ADVM-07744: _ustEAEntryHdrNextFreeOffset property has an invalid value\n found: *number*, but expected to find: *number* for _ustEAContainerEntry at offset: *number* for structure:\nstring

Cause: The _ustEAEntryHdrNextFreeOffset property of the indicated _ustEAContainer structure was incorrect.

Action: If the ACFS Fixer is currently running, then no further action is needed. The ACFS Fixer will resolve the problem. If the ACFS Checker is running, then run the ACFS Fixer to resolve the problem.

ADVM-07745: _ustEAEntryHdrNameLen property has an invalid value\n found: *number*, but expected to find no greater than: *number*\n for _ustEAContainerEntry at offset: *number* for structure:\nstring

Cause: The _ustEAEntryHdrNameLen property of the indicated _ustEAEntryHdr property at the _ustEAContainerEntry offset for the indicated _ustEAContainer structure was invalid. Its value exceeded the maximum length for an extended attribute name or ACFS tag name.

Action: If the ACFS Fixer is currently running, then no further action is needed. The ACFS Fixer will resolve the problem. If the ACFS Checker is running, then run the ACFS Fixer to resolve the problem. The ACFS Fixer reconstructs the structure to retain as much valid information as possible and may eliminate inaccessible or invalid information.

ADVM-07746: ACFS tag name contains invalid syntax\n found: *string* for _ustEAContainerEntry at offset: *number* for structure:\nstring

Cause: The _ustEAEntryName property of the indicated _ustEAContainerEntry property in the _ustEAContainer structure contained invalid syntax for an ACFS tag name.

Action: If the ACFS Fixer is currently running, then no further action is needed. The ACFS Fixer will resolve the problem. If the ACFS Checker is running, then run the ACFS Fixer to resolve the problem. The ACFS Fixer reconstructs the structure to retain as much valid information as possible and may eliminate inaccessible or invalid information.

ADVM-07747: _ustEAEntryValueLen property has an invalid value\n found: *number*, but expected to find: *number*\n for _ustEAEntry offset: *number* for structure:\nstring

Cause: The _ustEAEntryValueLen property of the indicated _ustEAEntry property in the _ustEAEntryContainer structure contained an invalid value length.

Action: If the ACFS Fixer is currently running, then no further action is needed. The ACFS Fixer will resolve the problem. If the ACFS Checker is running, then run the ACFS Fixer to resolve the problem. The ACFS Fixer reconstructs the structure to retain as much valid information as possible and may eliminate inaccessible or invalid information.

ADVM-07748: _ustEAEntryValue property has an invalid value\n found: *string*, but expected to find: *string*\n for _ustEAEntry offset: *number* for structure:\nstring

Cause: The _ustEAEntryValue property of the indicated _ustEAEntry property in the _ustEAEntryContainer structure contained an invalid value string for an ACFS tag name.

Action: If the ACFS Fixer is currently running, then no further action is needed. The ACFS Fixer will resolve the problem. If the ACFS Checker is running, then run the ACFS Fixer to resolve the problem.

ADVM-07749: _ustEAContainerHdrNextContainer property has an invalid value\n found: *string* for structure:\nstring

Cause: The _ustEAContainerHdrNextContainer property of the indicated _ustEAContainer structure contained an invalid offset value.

Action: If the ACFS Fixer is currently running, then no further action is needed. The ACFS Fixer will resolve the problem. If the ACFS Checker is running, then run the ACFS Fixer to resolve the problem. The ACFS Fixer reconstructs the structure to retain as much valid information as possible and may eliminate inaccessible or invalid information.

ADVM-07750: _ustEAContainerHdrNumEAEntries property has an invalid value\n found: *number*, but expected to find: *number* for structure:\nstring

Cause: The _ustEAContainerHdrNumEAEntries property of the indicated _ustEAContainer structure contained an incorrect count of valid entries.

Action: If the ACFS Fixer is currently running, then no further action is needed. The ACFS Fixer will resolve the problem. If the ACFS Checker is running, then run the ACFS Fixer to resolve the problem.

ADVM-07751: Inconsistent amount of available space\n found: *number*, but expected to find: *number*\n for structure:\nstring

Cause: The _ustEAContainer structure had an incorrect amount of free space.

Action: If the ACFS Fixer is currently running, then no further action is needed. The ACFS Fixer will resolve the problem. If the ACFS Checker is running, then run the ACFS Fixer to resolve the problem. The ACFS Fixer reconstructs the structure to retain as much valid information as possible and may eliminate inaccessible or invalid information.

ADVM-07752: _LocalTags property has invalid characters for _FileEntry:\nstring

Cause: The _LocalTags property of the indicted _FileEntry structure contained invalid characters for ACFS tag names.

Action: If the ACFS Fixer is currently running, then no further action is needed. The ACFS Fixer will resolve the problem. If the ACFS Checker is running, then run the ACFS Fixer to resolve the problem. The ACFS Fixer reconstructs the structure to retain as much valid information as possible and may eliminate inaccessible or invalid information.

ADVM-07753: _ustEAEntry property offset: *number* is marked free\n but is missing from the free list for structure:\nstring

Cause: The _ustEAContainer structure had an incorrect amount of free space.

Action: If the ACFS Fixer is currently running, then no further action is needed. The ACFS Fixer will resolve the problem. If the ACFS Checker is running, then run the ACFS Fixer to resolve the problem. The ACFS Fixer reconstructs the structure to retain as much valid information as possible and may eliminate inaccessible or invalid information.

ADVM-07754: _ustEAContainer property has inconsistent\n total free and assigned _ustEAContainerEntry property space\n found: *number*, but expected to find: *number* for structure:\nstring

Cause: The _ustEAContainer structure contained free and active _ustEAContainerEntry property entries that indicate its total space exceeded the size of a _ustEAContainer structure.

Action: If the ACFS Fixer is currently running, then no further action is needed. The ACFS Fixer will resolve the problem. If the ACFS Checker is running, then run the ACFS Fixer to resolve the problem. The ACFS Fixer reconstructs the structure to retain as much valid information as possible and may eliminate inaccessible or invalid information.

ADVM-07755: _ustEAContainerHdrNextFreeOffset property has an invalid value\n found: *number*, but expected to find less than: *number* for structure:\nstring

Cause: The ustEAContainerHdrNextFreeOffset property of the indicated _ustEAContainer structure was not within the range of valid offset values.

Action: If the ACFS Fixer is currently running, then no further action is needed. The ACFS Fixer will resolve the problem. If the ACFS Checker is running, then run the ACFS Fixer to resolve the problem. The ACFS Fixer reconstructs the structure to retain as much valid information as possible and may eliminate inaccessible information.

ADVM-07756: _ustEAEntryHeader.ustEAEntryHdrNextFreeEAOffset property has an invalid value\n found: *number*, but expected to find less than: *number* for _ustEAContainerEntry at offset: *number* for structure:\nstring

Cause: The _ustEAEntryHeader.ustEAEntryHdrNextFreeEAOffset property of the indicated _ustEAContainerEntry property for the _ustEAContainer structure was not within the range of valid offset values.

Action: If the ACFS Fixer is currently running, then no further action is needed. The ACFS Fixer will resolve the problem. If the ACFS Checker is running, then run the ACFS Fixer to resolve the problem. The ACFS Fixer reconstructs the structure to retain as much valid information as possible and may eliminate inaccessible information.

ADVM-07757: file extended attribute container structure exceeds file system size: *string*\n _Length: *string*\nfor structure:\n*nstring*

Cause: The extended attribute container structure of the indicated file referenced meta data beyond the size of the file system. There are two possible causes: 1. The extended attribute container structure disk offset was incorrect. 2. The file system size value was incorrect.

Action: If the ACFS Fixer is currently running, then no further action is needed. The ACFS Fixer will resolve the problem. If the ACFS Checker is running, then run the ACFS Fixer to resolve the problem.

ADVM-07758: _ustEAEntryHdrNameLen property has an invalid value\n found: *number*, but expected non-zero value\n for _ustEAContainerEntry at offset: *number* for structure:\n*nstring*

Cause: The _ustEAEntryHdrNameLen property of the indicated _ustEAEntryHdr property at the _ustEAContainerEntry offset for the indicated _ustEAContainer structure was invalid. Its value was zero but must be non-zero for an extended attribute name entry.

Action: If the ACFS Fixer is currently running, then no further action is needed. The ACFS Fixer will resolve the problem. If the ACFS Checker is running, then run the ACFS Fixer to resolve the problem. The ACFS Fixer reconstructs the structure to retain as much valid information as possible and may eliminate inaccessible or invalid information.

ADVM-07759: _ustEAEntryValueLen property has an invalid value\n found: *number*, but expected to find less than: *number*\n for _ustEAEntry offset: *number* for structure:\n*nstring*

Cause: The _ustEAEntryValueLen property of the indicated _ustEAEntry property in the _ustEAEntryContainer structure contained an invalid value length that was larger than expected for this structure.

Action: If the ACFS Fixer is currently running, then no further action is needed. The ACFS Fixer will resolve the problem. If the ACFS Checker is running, then run the ACFS Fixer to resolve the problem. The ACFS Fixer reconstructs the structure to retain as much valid information as possible and may eliminate inaccessible or invalid information.

ADVM-07760: _ustEAContainerHdrNextFreeOffset property has an invalid value\n found: *number*, but expected to find: *number* for structure:\n*nstring*

Cause: The _ustEAContainerHdrNextFreeOffset property of the indicated _ustEAContainer structure was not within the range of valid offset values.

Action: If the ACFS Fixer is currently running, then no further action is needed. The ACFS Fixer will resolve the problem. If the ACFS Checker is running, then run the ACFS Fixer to resolve the problem. The ACFS Fixer reconstructs the structure to retain as much valid information as possible and may eliminate inaccessible information.

ADVM-07761: directory _Private structure has invalid _dir_bitmap_start value\n found: *string* maximum: *string*\nfor structure:\n*nstring*

Cause: The _dir_bitmap_start property of the indicated _Private directory structure was invalid. Its value exceeded the maximum value for the directory.

Action: If the ACFS Fixer is currently running, then no further action is needed. The ACFS Fixer will resolve the problem. If the ACFS Checker is running, then run the ACFS Fixer to resolve the problem.

ADVM-07762: Directory contains invalid bitmap block *number* at disk offset: *string* \nfor file:\n*nstring*

Cause: A bitmap block of the indicated directory file was found in the wrong location. Directory bitmap blocks must be located contiguously after the first bitmap block.

Action: If the ACFS Fixer is currently running, then no further action is needed. The ACFS Fixer will resolve the problem. If the ACFS Checker is running, then run the ACFS Fixer to resolve the problem.

ADVM-07763: Directory bitmap is not contiguous from block *number* to block *number* at disk offset: *string*\nfor file:\n*nstring*

Cause: A discontinuity was seen in the directory bitmap. Directory bitmap blocks must be located contiguously after the first bitmap block.

Action: If the ACFS Fixer is currently running, then no further action is needed. The ACFS Fixer will resolve the problem. If the ACFS Checker is running, then run the ACFS Fixer to resolve the problem.

ADVM-07764: Directory bitmap has incorrect last block\n found: *number* expected: *number*\nfor file:\n*nstring*

Cause: The directory bitmap does not end where expected.

Action: If the ACFS Fixer is currently running, then no further action is needed. The ACFS Fixer will resolve the problem. If the ACFS Checker is running, then run the ACFS Fixer to resolve the problem.

ADVM-07765: Version 11.2.0.3 or earlier directory contains bitmap block *number* at disk offset: *string*\nfor file:\n*nstring*

Cause: The directory _Private structure indicates that the directory does not have a bitmap, yet a bitmap block was found in the directory.

Action: If the ACFS Fixer is currently running, then no further action is needed. The ACFS Fixer will resolve the problem. If the ACFS Checker is running, then run the ACFS Fixer to resolve the problem.

ADVM-07766: Directory bitmap does not match state of block *number*\n bitmap: *string* block: *string*\nfor file:\n*nstring*

Cause: The directory bitmap indicates an incorrect state for the directory block.

Action: If the ACFS Fixer is currently running, then no further action is needed. The ACFS Fixer will resolve the problem. If the ACFS Checker is running, then run the ACFS Fixer to resolve the problem.

ADVM-07767: Directory bitmap contains non-zero value for bit *number* mapping beyond end of directory:\n*nstring*

Cause: The directory bitmap contains a non-zero bit in the range mapping blocks beyond the end of the directory.

Action: If the ACFS Fixer is currently running, then no further action is needed. The ACFS Fixer will resolve the problem. If the ACFS Checker is running, then run the ACFS Fixer to resolve the problem.

ADVM-07768: Directory _Private structure has invalid _dir_bitmap_size value\n found: *string* minimum: *string*\nfor structure:\n*nstring*

Cause: The _dir_bitmap_size property of the indicated _Private directory structure was invalid. Its value did not meet the minimum value for the directory.

Action: If the ACFS Fixer is currently running, then no further action is needed. The ACFS Fixer will resolve the problem. If the ACFS Checker is running, then run the ACFS Fixer to resolve the problem.

ADVM-07769: Number of bitmap blocks found does not match value of _dir_bitmap_size in directory _Private structure\n found: *string* expected: *string* \nfor structure:\n*nstring*

Cause: The number of bitmap blocks in the directory does not match the number of blocks that were expected.

Action: If the ACFS Fixer is currently running, then no further action is needed. The ACFS Fixer will resolve the problem. If the ACFS Checker is running, then run the ACFS Fixer to resolve the problem.

ADVM-07770: System directory _Private structure has invalid on-disk version\n found: *string* expected: *string*\nfor structure:\n*nstring*

Cause: The on-disk version of the indicated _Private directory structure was invalid.

Action: If the ACFS Fixer is currently running, then no further action is needed. The ACFS Fixer will resolve the problem. If the ACFS Checker is running, then run the ACFS Fixer to resolve the problem.

ADVM-07771: directory _Private structure has invalid directory bitmap end value \n found: *string* maximum: *string*\nfor structure:\n*nstring*

Cause: The calculated end of the directory bitmap of the indicated _Private directory structure was invalid. Its value exceeded the maximum value for the directory.

Action: If the ACFS Fixer is currently running, then no further action is needed. The ACFS Fixer will resolve the problem. If the ACFS Checker is running, then run the ACFS Fixer to resolve the problem.

ADVM-07772: snapshot '*string*' has invalid _SnapLinkParentFenum value\n found: *number* maximum: *number*\nfor structure:\n*nstring*

Cause: File system checking has identified the metadata inconsistency reported in the message.

Action: If the message was generated by the ACFS Fixer, then no further action is needed. The ACFS Fixer has resolved the problem. If the message was generated by the ACFS Checker, then run the ACFS Fixer to resolve the problem. Frequent metadata inconsistencies may point to internal errors. In this case, contact Oracle Support Services.

ADVM-07773: snapshot link to non-existent snapshot

Cause: File system checking has identified the metadata inconsistency reported in the message.

Action: If the message was generated by the ACFS Fixer, then no further action is needed. The ACFS Fixer has resolved the problem. If the message was generated by the ACFS Checker, then run the ACFS Fixer to resolve the problem. Frequent

metadata inconsistencies may point to internal errors. In this case, contact Oracle Support Services.

**ADVM-07774: Global_Metadata_Directory structure has incorrect
_remap_table_fileid value\n found: *string*, but expected to find: *string*\nfor
structure:\n*nstring***

Cause: File system checking has identified the metadata inconsistency reported in the message.

Action: If the message was generated by the ACFS Fixer, then no further action is needed. The ACFS Fixer will resolve the problem. If the message was generated by the ACFS Checker, then run the ACFS Fixer to resolve the problem. Frequent metadata inconsistencies may point to internal errors. In this case, contact Oracle Support Services.

**ADVM-07775: Global_Metadata_Directory structure has incorrect
_remap_bitmap_fileid value\n found: *string*, but expected to find: *string*\nfor
structure:\n*nstring***

Cause: File system checking has identified the metadata inconsistency reported in the message.

Action: If the message was generated by the ACFS Fixer, then no further action is needed. The ACFS Fixer will resolve the problem. If the message was generated by the ACFS Checker, then run the ACFS Fixer to resolve the problem. Frequent metadata inconsistencies may point to internal errors. In this case, contact Oracle Support Services.

**ADVM-07776: Global_Metadata_Directory structure has incorrect
_accelerator_remap_table_fileid value\n found: *string*, but expected to find: *string*
\nfor structure:\n*nstring***

Cause: File system checking has identified the metadata inconsistency reported in the message.

Action: If the message was generated by the ACFS Fixer, then no further action is needed. The ACFS Fixer will resolve the problem. If the message was generated by the ACFS Checker, then run the ACFS Fixer to resolve the problem. Frequent metadata inconsistencies may point to internal errors. In this case, contact Oracle Support Services.

**ADVM-07777: Global_Metadata_Directory structure has incorrect
_accelerator_remap_bitmap_fileid value\n found: *string*, but expected to find:
string\nfor structure:\n*nstring***

Cause: File system checking has identified the metadata inconsistency reported in the message.

Action: If the message was generated by the ACFS Fixer, then no further action is needed. The ACFS Fixer will resolve the problem. If the message was generated by the ACFS Checker, then run the ACFS Fixer to resolve the problem. Frequent metadata inconsistencies may point to internal errors. In this case, contact Oracle Support Services.

**ADVM-07864: A request to cancel *string* was made \nwhile the file system was
being repaired. This could leave the file system \nin an inconsistent state. It is
strongly recommended that *string* \nbe rerun to complete file system repairs.**

Cause: The ACFS fixer was cancelled before all file system repairs were completed.

Action: Rerun the ACFS fixer to complete file system repairs.

ADVM-07900: Security_Metadata file _Private structure has invalid _freeDataList value\n found: *number* maximum: *number*\nfor structure:\nstring

Cause: The _freeDataList property of the _Private structure of the indicated Security_Metadata file was incorrect. The _freeDataList value exceeded the maximum value for this Security_Metadata file.

Action: If the ACFS Fixer is currently running, then no further action is needed. The ACFS Fixer will resolve the problem. If the ACFS Checker is running, then run the ACFS Fixer to resolve the problem.

ADVM-07901: Hash_Bucket metadata structure has incorrect _controlling_bkt value\n found: *string* maximum: *string*\nfor structure:\nstring

Cause: The _controlling_bkt property of the indicated Hash_Bucket structure was incorrect. Its value exceeded the maximum value for the hash table.

Action: If the ACFS Fixer is currently running, then no further action is needed. The ACFS Fixer will resolve the problem. If the ACFS Checker is running, then run the ACFS Fixer to resolve the problem.

ADVM-07902: Hash_File_Master_Block metadata structure has incorrect value for entry *number* in _hash_bucket_group array\n found: *number* minimum: *number* \nfor structure:\nstring

Cause: The entry in _hash_bucket_group array of the indicated Hash_File_Master_Block structure was incorrect.

Action: If the ACFS Fixer is currently running, then no further action is needed. The ACFS Fixer will resolve the problem. If the ACFS Checker is running, then run the ACFS Fixer to resolve the problem.

ADVM-07903: Hash_Bucket metadata structure has invalid data; expected all zeros \nfor structure:\nstring

Cause: The ACFS Checker/Fixer found an inconsistency within the file system.

Action: If the ACFS Fixer is currently running, then no further action is needed. The ACFS Fixer will resolve the problem. If the ACFS Checker is running, then run the ACFS Fixer to resolve the problem.

ADVM-07907: directory file has no storage allocated to it\nfor file:\nstring

Cause: The ACFS Checker/Fixer found an inconsistency within the file system.

Action: If the ACFS Fixer is currently running, then no further action is needed. The ACFS Fixer will resolve the problem. If the ACFS Checker is running, then run the ACFS Fixer to resolve the problem.

ADVM-07908: Root_Directory cannot be repaired\nfile:\nstring

Cause: The ACFS Checker/Fixer found an inconsistency with the Root_Directory metadata.

Action: The Root_Directory is a critical system file that is necessary for a functioning file system. Restore the file system from a backup copy.

ADVM-07909: System metadata was truncated, possibly resulting in the deletion of files.

Cause: The ACFS Checker/Fixer found an inconsistency within the file system.

Action: If the ACFS Fixer is currently running, then no further action is needed. The ACFS Fixer will resolve the problem. If the ACFS Checker is running, then run the ACFS Fixer to resolve the problem.

ADVM-07924: Snap_Map_header has invalid value for RW snap storage not in map \n found: *string*, but expected to find: *string*\nfor file:\n*nstring*

Cause: The Snap_Map_header property that indicates the amount of RW snap storage not recorded in the Snap_Map file is incorrect.

Action: If the ACFS Fixer is currently running, then no further action is needed. The ACFS Fixer will resolve the problem. If the ACFS Checker is running, then run the ACFS Fixer to resolve the problem.

ADVM-07925: Snap_Map_header has invalid value for snap storage in map\n found: *string*, but expected to find: *string*\nfor file:\n*nstring*

Cause: The Snap_Map_header property that indicates the amount of snap storage recorded in the Snap_Map file is incorrect.

Action: If the ACFS Fixer is currently running, then no further action is needed. The ACFS Fixer will resolve the problem. If the ACFS Checker is running, then run the ACFS Fixer to resolve the problem.

ADVM-07926: Snap_Map_header has invalid value for snap map flags\n found: *string*\nfor file:\n*nstring*

Cause: The Snap_Map_header flags field is invalid.

Action: If the ACFS Fixer is currently running, then no further action is needed. The ACFS Fixer will resolve the problem. If the ACFS Checker is running, then run the ACFS Fixer to resolve the problem.

ADVM-07928: Plug-in configuration file has invalid _FileSize value\n found: *string*, but expected to find: *string*\nfor file:\n*nstring*

Cause: The _FileSize property of the indicated plug-in configuration file was incorrect.

Action: If the ACFS Fixer is currently running, then no further action is needed. The ACFS Fixer will resolve the problem. If the ACFS Checker is running, then run the ACFS Fixer to resolve the problem.

ADVM-07929: The *string* command is unable to open the storage accelerator volume *string* that is associated with this file system.

Cause: fsck (Unix or Linux) or acfschkdsk.exe (Windows) could not open the specified storage accelerator volume. This could be because the ASM disk group containing the storage accelerator volume is not mounted.

Action: Verify that the ASM disk group containing the storage accelerator volume is mounted. Then rerun fsck (Unix or Linux) or acfschkdsk.exe (Windows).

ADVM-07930: Continuing will result in the storage accelerator volume being removed from the file system, which could leave the file system in an inconsistent and possibly unusable state if critical system metadata is stored on the storage accelerator volume.

Cause: fsck (Unix or Linux) or acfschkdsk.exe (Windows) could not open the specified storage accelerator volume. This could be because the ASM disk group containing the storage accelerator volume is not mounted.

Action: If the accelerator volume has no known problems, verify that the ASM disk group containing the storage accelerator volume is mounted. Then rerun fsck (Unix or Linux) or acfschkdsk.exe (Windows). Or, if the accelerator volume is known to have problems such as disk corruption and you wish to have fsck (Unix or Linux) or acfschkdsk.exe (Windows) disassociate the accelerator volume from the file system, allow it to continue.

ADVM-07932: Volume *string* does not contain a valid ACFS storage accelerator.

Cause: File system checking has identified the metadata inconsistency reported in the message.

Action: If the message was generated by the ACFS Fixer, then no further action is needed. The ACFS Fixer will resolve the problem. If the message was generated by the ACFS Checker, then run the ACFS Fixer to resolve the problem. Frequent metadata inconsistencies may point to internal errors. In this case, contact Oracle Support Services.

ADVM-07933: Accelerator volume *string* is associated with a different file system.

Cause: File system checking has identified the metadata inconsistency reported in the message.

Action: If the message was generated by the ACFS Fixer, then no further action is needed. The ACFS Fixer will resolve the problem. If the message was generated by the ACFS Checker, then run the ACFS Fixer to resolve the problem. Frequent metadata inconsistencies may point to internal errors. In this case, contact Oracle Support Services.

ADVM-07934: The file identifier for the accelerator volume storage bitmap is invalid.\n found: *string* maximum: *string*

Cause: File system checking has identified the metadata inconsistency reported in the message.

Action: If the message was generated by the ACFS Fixer, then no further action is needed. The ACFS Fixer will resolve the problem. If the message was generated by the ACFS Checker, then run the ACFS Fixer to resolve the problem. Frequent metadata inconsistencies may point to internal errors. In this case, contact Oracle Support Services.

ADVM-07935: The *_FileEntry* metadata structure for the accelerator volume storage bitmap is invalid.

Cause: File system checking has identified the metadata inconsistency reported in the message.

Action: If the message was generated by the ACFS Fixer, then no further action is needed. The ACFS Fixer will resolve the problem. If the message was generated by the ACFS Checker, then run the ACFS Fixer to resolve the problem. Frequent metadata inconsistencies may point to internal errors. In this case, contact Oracle Support Services.

ADVM-07936: Extent structure has incorrect *_VolId* value.\n found: *string*\nfor structure:\n*nstring*

Cause: File system checking has identified the metadata inconsistency reported in the message.

Action: If the message was generated by the ACFS Fixer, then no further action is needed. The ACFS Fixer will resolve the problem. If the message was generated by the ACFS Checker, then run the ACFS Fixer to resolve the problem. Frequent metadata inconsistencies may point to internal errors. In this case, contact Oracle Support Services.

ADVM-07937: File extent exceeds accelerator volume size.\n *string*\nextent: *_FileOffset*: *string* *_Length*: *string* *_PhysicalDiskOffset*: *string*\nfor file:\n*nstring*

Cause: File system checking has identified the metadata inconsistency reported in the message.

Action: If the message was generated by the ACFS Fixer, then no further action is needed. The ACFS Fixer will resolve the problem. If the message was generated by the ACFS Checker, then run the ACFS Fixer to resolve the problem. Frequent metadata inconsistencies may point to internal errors. In this case, contact Oracle Support Services.

**ADVM-07938: Accelerator Global_BitMap has invalid value for number of bits set.
\n found: *string* maximum: *string*\nfor file:\n*nstring***

Cause: File system checking has identified the metadata inconsistency reported in the message.

Action: If the message was generated by the ACFS Fixer, then no further action is needed. The ACFS Fixer will resolve the problem. If the message was generated by the ACFS Checker, then run the ACFS Fixer to resolve the problem. Frequent metadata inconsistencies may point to internal errors. In this case, contact Oracle Support Services.

**ADVM-07939: Accelerator Global_BitMap has invalid value for number of bits set.
\n found: *string*, but expected to find: *string*\nfor file:\n*nstring***

Cause: File system checking has identified the metadata inconsistency reported in the message.

Action: If the message was generated by the ACFS Fixer, then no further action is needed. The ACFS Fixer will resolve the problem. If the message was generated by the ACFS Checker, then run the ACFS Fixer to resolve the problem. Frequent metadata inconsistencies may point to internal errors. In this case, contact Oracle Support Services.

**ADVM-07940: Accelerator Global_BitMap has invalid value for next offset to search.
\n found: *string* maximum: *string*\nfor file:\n*nstring***

Cause: File system checking has identified the metadata inconsistency reported in the message.

Action: If the message was generated by the ACFS Fixer, then no further action is needed. The ACFS Fixer will resolve the problem. If the message was generated by the ACFS Checker, then run the ACFS Fixer to resolve the problem. Frequent metadata inconsistencies may point to internal errors. In this case, contact Oracle Support Services.

ADVM-07941: mismatch between temporary Global_BitMap and on-disk accelerator Global_BitMap

Cause: File system checking has identified the metadata inconsistency reported in the message.

Action: If the message was generated by the ACFS Fixer, then no further action is needed. The ACFS Fixer will resolve the problem. If the message was generated by the ACFS Checker, then run the ACFS Fixer to resolve the problem. Frequent metadata inconsistencies may point to internal errors. In this case, contact Oracle Support Services.

ADVM-07942: Accelerator Global_BitMap has bits incorrectly set for storage beyond the file system size for file:\n*nstring*

Cause: File system checking has identified the metadata inconsistency reported in the message.

Action: If the message was generated by the ACFS Fixer, then no further action is needed. The ACFS Fixer will resolve the problem. If the message was generated by the ACFS Checker, then run the ACFS Fixer to resolve the problem. Frequent

metadata inconsistencies may point to internal errors. In this case, contact Oracle Support Services.

ADVM-07943: The specified volume is an accelerator volume. Cannot proceed.

Cause: The volume specified on the command line was an accelerator volume. The command requires the primary file system volume.

Action: Rerun the command specifying the primary file system volume.

ADVM-07944: could not set up _VolDiskHdr STRUCT_INFO

Cause: File system checking has identified the metadata inconsistency reported in the message.

Action: If the message was generated by the ACFS Fixer, then no further action is needed. The ACFS Fixer will resolve the problem. If the message was generated by the ACFS Checker, then run the ACFS Fixer to resolve the problem. Frequent metadata inconsistencies may point to internal errors. In this case, contact Oracle Support Services.

ADVM-07945: found _DirNode in block: *number* at disk offset: *string*\nfor directory:\n*nstring*

Cause: File system checking has identified the metadata inconsistency reported in the message.

Action: If the message was generated by the ACFS Fixer, then no further action is needed. The ACFS Fixer will resolve the problem. If the message was generated by the ACFS Checker, then run the ACFS Fixer to resolve the problem. Frequent metadata inconsistencies may point to internal errors. In this case, contact Oracle Support Services.

ADVM-07946: *string* has an invalid extent node at disk offset *string*

Cause: File system checking has identified the metadata inconsistency reported in the message.

Action: If the message was generated by the ACFS Fixer, then no further action is needed. The ACFS Fixer will resolve the problem. If the message was generated by the ACFS Checker, then run the ACFS Fixer to resolve the problem. Frequent metadata inconsistencies may point to internal errors. In this case, contact Oracle Support Services.

ADVM-07947: Mount point directory '*string*' was specified when device name expected.

Cause: The ACFS Checker rejected the mount point because a file system device name was expected.

Action: Specify the device containing the file system.

ADVM-07951: signal *number* received

Cause: The ACFS Checker received the indicated interrupt signal.

Action: If this was not an operator-initiated abort of the ACFS Checker, then correct the problem indicated by the accompanying error messages. If the solution is not clear, contact Oracle Support Services.

ADVM-07952: File has _SynchFlags value indicating range locking which is not supported on this file system.\n found: *string*\nFile:\n*nstring*

Cause: File system checking has identified the metadata inconsistency reported in the message.

Action: If the message was generated by the ACFS Fixer, then no further action is needed. The ACFS Fixer will resolve the problem. If the message was generated by the ACFS Checker, then run the ACFS Fixer to resolve the problem. Frequent metadata inconsistencies may point to internal errors. In this case, contact Oracle Support Services.

ADVM-07953: File has invalid `_range_size` value.\n found: *number* expected: *number*\nFile:\nstring

Cause: File system checking has identified the metadata inconsistency reported in the message.

Action: If the message was generated by the ACFS Fixer, then no further action is needed. The ACFS Fixer will resolve the problem. If the message was generated by the ACFS Checker, then run the ACFS Fixer to resolve the problem. Frequent metadata inconsistencies may point to internal errors. In this case, contact Oracle Support Services.

ADVM-07954: The specified volume is an accelerator volume so cannot be made mountable.

Cause: An attempt to force a volume into a mountable state using 'fsck.acfs -f' was rejected because the supplied volume was an accelerator. An accelerator can only be used in conjunction with its primary volume.

Action: Reissue the 'fsck.acfs -f' command with the primary volume that corresponds to the supplied accelerator volume. If the primary volume no longer exists, the accelerator volume cannot be made usable.

ADVM-07955: read of global directory file entry failed

Cause: A read of the volume metadata during an invocation of 'fsck.acfs -f' failed. Accompanying messages provide failure details.

Action: Correct the problem indicated by the other messages. If the cause of the problem is unclear, contact Oracle Support Services.

ADVM-07956: accelerator volume found and restored

Cause: During an invocation of 'fsck.acfs -f', the supplied primary volume's metadata showed that it had made use of an accelerator volume. Both the primary and accelerator volumes have been restored, but the metadata has not been verified.

Action: The ACFS Fixer has restored the file system, but its metadata must be verified using 'fsck.acfs' before attempting to mount it. If the accelerator had been repurposed, the file system associated with the primary volume cannot be mounted, which will be reported by 'fsck.acfs'.

ADVM-07957: unable to mount removed file system *string*

Cause: An attempt to mount the indicated file system was rejected because it had been removed via the acfsutil rmfs utility.

Action: To render this file system mountable, run 'fsck.acfs -f'.

ADVM-07999: unexpected ACFS Checker/Fixer assert: "*string*", *string*: *string*: *number*

Cause: An unexpected situation has occurred.

Action: Contact Oracle Support Services.

ADVM-09025: Failed to update the Windows Registry for volume *string* on drive *string*

Cause: An attempt to store data in the Windows registry failed. This message is accompanied by other message(s) that provide details as to the exact cause of the failure.

Action: Correct the problem indicated by the accompanying messages and retry the operation.

ADVM-09100: Creating volume '*string*' in diskgroup '*string*'.

Cause: Informational

Action: None

ADVM-09101: Failed to create volume '*string*' in diskgroup '*string*'.

Cause: The volume was unable to be created in the diskgroup. Possible Causes: 1) ASM is not running. 2) User is not part of the ASMAADMIN group. 3) An ASM specific error occurred.

Action: 1) Verify that ASM is running ('srvctl status asm') 2) Verify that the user is part of the ASMAADMIN group. 3) Check the ASM logs and output for an ASM specific error.

ADVM-09102: Unable to verify creation of ACFS Oracle database Home.

Cause: A command was given to ASM to create the specified volume and no errors were detected. However, post creation checks failed to find that the volume that was created and/or enabled.

Action: Run sqlplus (or asmcmd) to manually create the volume.

ADVM-09103: Enabling volume '*string*' on diskgroup '*string*'.

Cause: Informational

Action: None

ADVM-09104: Enable of volume '*string*' failed.

Cause: ASM was instructed to enable the specified volume and failed.

Action: Attempt a manual enable via sqlplus or asmcmd.

ADVM-09105: Volume '*string*' not found in '*string*'.

Cause: The specified volume does not exist.

Action: Create volume via sqlplus or asmcmd.

ADVM-09106: Diskgroup '*string*' not found.

Cause: The specified diskgroup does not exist.

Action: Create diskgroup via sqlplus or asmcmd.

ADVM-09107: ASM mounting diskgroup '*string*'.

Cause: Informational

Action: None

ADVM-09108: ASM mount of diskgroup '*string*' failed.

Cause: ASM found the specified diskgroup but could not mount it.

Action: Try mounting the diskgroup manually via sqlplus. If the mount fails, check ASM logs for errors related to the diskgroup, clear errors, and try again.

ADVM-09109: *string* driver failed to load.

Cause: The driver failed to load.

Action: View the system specific OS kernel log (for instance, /var/log/messages on Linux, Event Log on Windows). If the drivers have not previously been unloaded ('crsctl stop crs', 'acfsload stop', 'acfsroot uninstall'), it is not possible to reload them. If a specific error has occurred, then clear the error condition and try again. If the OS and/or architecture is not supported by the drivers, then contact Oracle Support Services for an updated driver package.

ADVM-09110: Offline mount point '*string*' was dismounted for recovery.

Cause: Informational. The mount point referenced was fenced due to an underlying volume failure. In this case, the mount point was successfully dismounted for recovery.

Action: None

ADVM-09111: Offline mount point '*string*' was recovered.

Cause: Informational - the mount point referenced was fenced due to an underlying volume failure. In this case, the mount point was successfully remounted, which has reenabled IO to the file system.

Action: None

ADVM-09112: The following process IDs have open references on mount point '*string*':

Cause: During shutdown of the CRS stack, it was determined that a process had files open on the mount point in the process of being dismounted. This prevents the dismount from succeeding.

Action: Terminate any process\applications that are using files on the mount point that is being dismounted before stopping the CRS stack.

ADVM-09113: These processes will now be terminated.

Cause: Informational

Action: None

ADVM-09114: completed

Cause: Informational

Action: None

ADVM-09115: The command '*string*' returned an unexpected value.

Cause: This is an internal error.

Action: An internal error occurred during the installation process. Restart the installation process.

ADVM-09116: Offline mount point '*string*' was not recovered.

Cause: An inaccessible mount point could not be restored to working condition.

Action: Manual intervention is required to clear the offline mount point. Dismount the mount point and remount it manually to restore access to the mount point.

ADVM-09117: Manual intervention is required.

Cause: Informational, from previous errors.

Action: Clear previous errors and retry.

ADVM-09118: Driver *string* in use - cannot unload.

Cause: This may be seen during 'crsctl stop crs', 'acfsload stop', or 'acfsroot uninstall'. Applications (possibly ASM) have open references on the driver.

Action: Terminate applications, including ASM, that may be using the driver and retry.

ADVM-09119: Driver *string* failed to unload.

Cause: An unknown error has occurred when trying to unload the driver.

Action: Check system specific logs (/var/log/messages on Linux, Event Log on Windows) and clear any error conditions that are preventing the unload.

ADVM-09120: The '*string*' machine architecture not supported.

Cause: ADVM/ACFS device drivers have not yet been ported to this CPU type or OS. This occurs when the customer manually tries to load the drivers on an architecture or system OS type that ACFS is not supported, such as VMS.

Action: Contact Oracle Support Services to determine if an updated driver is available for this OS and architecture, or install ACFS on a supported architecture and OS.

ADVM-09121: Failed to detect control device '*string*'.

Cause: ADVM/ACFS device drivers have been started but the devices that should have been created have not been.

Action: Try 'acfsload stop' followed by 'acfsload start' or restarting the crs stack - 'crsctl stop crs', 'crsctl start crs'. If the control devices still do not exist, contact Oracle Support Services.

ADVM-09122: ADVM device not determined from mount point '*string*'.

Cause: This is an internal error.

Action: Contact Oracle Support Services.

ADVM-09123: '*string*' command not found.

Cause: A required component of ACFS is missing. This could be an incomplete install, removal of files from the system after install, or an unknown cause.

Action: Re-install by running 'acfsroot install'. If that does not work, than contact Oracle Support Services. In the event that handle.exe // is not found, than please install handle from sysinternals.com or another site, and make sure that the PATH environment variable contains the install location. Retry the operation.

ADVM-09124: *string* driver failed to detach from the system driver stack.

Cause: The ACFS driver is being used by one or more mounted file systems.

Action: Unmount all ACFS file systems and retry the operation.

ADVM-09125: ADVM/ACFS is not supported on this OS: '*string*'

Cause: ADVM/ACFS device drivers have not been ported to this OS.

Action: None

ADVM-09126: Attempting to terminate the program '*string*' with OS process ID '*string*'.

Cause: The process was using an ACFS file system, which was being forcibly unmounted. A kill signal was sent to allow the unmount to proceed.

Action: This message is informational.

ADVM-09127: Not all ADVM/ACFS drivers have been loaded.

Cause: ADVM/ACFS device drivers have been started but not all of them are detected as running.

Action: Try 'acfsload stop' followed by 'acfsload start'. If that does not start all drivers, than contact Oracle Support Services.

ADVM-09128: unknown query type '*string*'

Cause: This is an internal error.

Action: Contact Oracle Support Services.

ADVM-09129: ADVM/ACFS not installed

Cause: No ADVM/ACFS drivers or commands have been found on the system. All ADVM and ACFS actions will be disabled.

Action: Install components using 'acfsroot install *options*'. No ACFS file systems or ADVM volume devices will be available until ADVM/ACFS has been installed.

ADVM-09130: Root access required

Cause: The user this command is executing as does not have sufficient privileges to run this command.

Action: Run this command as a user with administrative privileges.

ADVM-09135: *string* installation aborted.

Cause: Informational

Action: See preceding error message for more information.

ADVM-09136: PID *string* could not be killed.

Cause: Failed to kill a Process ID during a force unmount of a file system.

Action: Manually kill the process and retry the unmount.

ADVM-09137: Failed to set group on directory '*string*'.

Cause: The group of the directory could not be changed.

Action: Make sure the user has permission to do so.

ADVM-09138: command '*string*' completed with an error: *string*

Cause: 'acfsutil' did not successfully run.

Action: Correct the problem described in the accompanying error message from 'acfsutil'. If this error was returned within the context of a CRS resource execution, retry the CRS action after the problem is resolved.

ADVM-09139: Attempting recovery of offline mount point '*string*'

Cause: An ACFS mount point reported by the 'acfsutil' command was not accessible.

Action: This message is informational. CRS will attempt to recover the mount point.

ADVM-09140: Unable to determine the correct drivers for this version of Windows: ID:*string* Major:*string* Minor:*string* Product Type:*string*

Cause: Error. ACFS is not supported on this Windows Version.

Action: Report this message to Oracle Support Services to determine if an update to ACFS is available.

ADVM-09149: unable to determine device mount status - unsupported OS name '*string*'

Cause: The standard method to determine mount state of a device was unavailable. It is possible that ADVM/ACFS is not supported on the OS.

Action: Report the value of OS to Oracle Support Services.

ADVM-09150: Unexpected output from 'acfsutil info fs': '*string*'.

Cause: Informational

Action: None

ADVM-09151: Ignoring request to mount due to existence of "oracle_nomounts" file: *string*

Cause: "An "oracle_nomounts" file was present, causing file system mount processing to be skipped during a CRS resource operation."

Action: Normal mount operations can be resumed by removing the "oracle_nomounts" file.

ADVM-09152: Program '*string*' with OS process ID '*string*' will not be terminated.

Cause: The process is using an ACFS file system which is being forcibly unmounted but it will not be terminated because it is a system critical process.

Action: Manual intervention may be required.

ADVM-09153: Program '*string*' with OS process ID '*string*' is using mount point '*string*'.

Cause: The process is using the mount point.

Action: None - Informational.

ADVM-09154: Loading '*string*' driver.

Cause: Informational.

Action: None

ADVM-09155: Checking for existing '*string*' driver installation.

Cause: Informational.

Action: None

ADVM-09156: Detecting control device '*string*'.

Cause: Informational.

Action: None

ADVM-09157: Detecting driver '*string*'.

Cause: Informational.

Action: None

ADVM-09158: Configuration file '*string*' in the /boot directory does not exist.

Cause: A populated /boot directory, which contains static files required to install kernel modules, was not detected on the system.

Action: After restoring the /boot directory and the kernel configuration files, re-run "acfsroot install".

ADVM-09160: Can not use the silent and verbose options at the same time.

Cause: The -s and -v options were used in the command. These options are mutually exclusive.

Action: Re-execute the command with one of the options or neither.

ADVM-09161: acfsroot install: Install ADVM/ACFS components.

Cause: Informational.

Action: None

ADVM-09162: acfsroot uninstall: Uninstall ADVM/ACFS components.

Cause: Informational.

Action: None

ADVM-09163: acfsroot version_check: Check ADVM/ACFS version.

Cause: Informational.

Action: None

ADVM-09164: acfsroot enable: Enable ADVM/ACFS CRS resources.

Cause: Informational.

Action: None

ADVM-09165: acfsroot disable: Disable ADVM/ACFS CRS resources.

Cause: Informational.

Action: None

ADVM-09166: *string* [-h] [-s | -v]

Cause: Syntax error or help [-h] option was passed.

Action: Use syntax as specified in the 'Usage' message.

ADVM-09167: ADVM/ACFS is not installed or loaded. Run 'acfsroot install'.

Cause: An operation was requested that requires ADVM/ACFS to be running.

Action: Run 'acfsroot install' and then run the requested operation.

ADVM-09168: The CRS query "*string*" cannot be parsed.

Cause: This is an internal error.

Action: Contact Oracle Support Services.

ADVM-09169: The CRS attribute value specification "*string*" is invalid.

Cause: This is an internal error.

Action: Contact Oracle Support Services.

ADVM-09170: The file system's CRS resource name "*string*" is invalid.

Cause: This is an internal error.

Action: Contact Oracle Support Services.

ADVM-09171: The CRS resource for the file system on device *string* cannot be retrieved

Cause: Informational

Action: Analyze the error messages that precede this message.

ADVM-09172: The CRS resource for the file system on device *string* cannot be registered

Cause: Informational

Action: Analyze the error messages that precede this message.

ADVM-09173: The *srvctl* command line "*string*" failed to execute. (*number*)

Cause: This is an internal error.

Action: Contact Oracle Support Services.

ADVM-09174: unable to communicate with CRS

Cause: The application failed to communicate with CRS.

Action: Verify that CRS is running. Check the CRS logs to determine why the CRS resource is not responding.

ADVM-09175: Invalid trace level. Valid values for trace level are 0, 1 or 2.

Cause: An invalid trace level was provided.

Action: Use a supported trace level: 0, 1, or 2.

ADVM-09176: Entering '*string*'

Cause: Informational.

Action: None

ADVM-09177: Return from '*string*'

Cause: Informational.

Action: None

ADVM-09178: Return code = *string*

Cause: Informational.

Action: None

ADVM-09179: Command executed: '*string*', output = '*string*'

Cause: Informational.

Action: None

ADVM-09180: Sub-command is '*string*'

Cause: Informational.

Action: None

ADVM-09181: Kernel version is '*string*'

Cause: Informational.

Action: None

ADVM-09182: Variable '*string*' has value '*string*'

Cause: Informational.

Action: None

ADVM-09183: Query = '*string*'

Cause: Informational.

Action: None

ADVM-09184: *string* [-h] [-s | -v | -t <0,1,2>]

Cause: Either a syntax error or unknown option was specified, or the help (-h) option was specified.

Action: Use syntax as specified in the 'Usage' message.

ADVM-09185: *string* [-h] [-s | -v | -t <0,1,2>] [-l *directory*]

Cause: Either a syntax error or unknown option was specified, or the help (-h) option was specified.

Action: Use syntax as specified in the 'Usage' message.

ADVM-09186: Usage: *acfsroot uninstall* [-h] [-s | -v | -t <0,1,2>]

Cause: Either a syntax error or unknown option was specified, or the help (-h) option was specified.

Action: Use syntax as specified in the 'Usage' message.

ADVM-09187: Usage: *acfsroot version_check* [-h] [-t <0,1,2>] [-l *location*]

Cause: Either a syntax error or unknown option was specified, or the help (-h) option was specified.

Action: Use syntax as specified in the 'Usage' message.

ADVM-09188: cannot use the trace option with the silent or verbose options

Cause: Conflicting options were specified.

Action: Specify only one of -s, -v, and -t.

ADVM-09189: [-t <0,1,2>] - trace level

Cause: Either a syntax error or unknown option was specified, or the help (-h) option was specified.

Action: Use syntax as specified in the 'Usage' message.

ADVM-09190: User group '*string*' does not exist.

Cause: The group name is required to create ADVM/ACFS devices with the correct attributes. The group name could not be found in the /etc/group file nor in the various remote services like LDAP, AD, NIS/Yellow Pages, DNS, etc.

Action: Ensure that the required group exists, then re-run the command.

ADVM-09191: Usage: *acfsroot version_check* [-h] [-t <0,1,2>]

Cause: Either a syntax error or unknown option was specified, or the help (-h) option was specified.

Action: Use syntax as specified in the 'Usage' message.

ADVM-09192: unknown installation mode: *string*

Cause: An attempt to execute the 'acfsroot install' command failed because an unknown mode was specified.

Action: Consult the documentation and reissue the command specifying a supported installation mode.

ADVM-09193: Use of the -m flag is not supported in this OS.

Cause: An attempt was made to install ACFS with the -m flag in an operating system that did not support Oracle Database Appliance modes.

Action: Installation of ACFS cannot proceed with the -m flag in the current operating system. Reissue the command without the -m flag.

ADVM-09200: Supported

Cause: ADVM/ACFS device drivers have been ported to this OS or CPU type.

Action: None - Informational.

ADVM-09201: Not Supported

Cause: ADVM/ACFS device drivers have not yet been ported to this OS or CPU type.

Action: None

ADVM-09203: true

Cause: ADVM/ACFS device drivers were installed/loaded.

Action: None

ADVM-09204: false

Cause: ADVM/ACFS device drivers were not installed/loaded.

Action: None

ADVM-09205: usage: *string* [-h] [-orahome <home_path>] {installed | loaded | version | supported | validate} [-s]

Cause: Syntax error or help [-h] option was passed.

Action: Use syntax as specified in the 'Usage' message.

ADVM-09206: usage: *string* [-orahome <ORACLE_HOME>] {installed | loaded | version | supported} [-s]

Cause: Syntax error.

Action: Use syntax as specified in the 'Usage' message.

ADVM-09207: The user this command is executing as does not have permission to execute Perl in '*string*'.

Cause: Perl permissions are read/write/execute owner (0700). The user this command is executing as is not the owner of the perl binary.

Action: Enter the db home as an argument to -orahome. Ensure that the user executing the command has execute permission on the perl binary in that db home.

ADVM-09208: Enter the location of the db home for this database to '-orahome'.

Cause: Perl permissions are read/write/execute owner (0700). The user this command is executing as is not the owner of the perl binary.

Action: Enter the db home as an argument to -orahome. Ensure that the user executing the command has execute permission on the perl binary in that db home.

ADVM-09210: The ADVM/ACFS drivers are supported but have not been verified on this Operating System version.

Cause: The drivers have not been explicitly tested on this operating system version but are expected to work properly.

Action: This message is informational.

ADVM-09211: usage: *string* [-h] [-orahome <home_path>] {installed | loaded | version | supported [-v]} [-s]

Cause: Syntax error or help [-h] option was passed.

Action: Use syntax as specified in the 'Usage' message.

ADVM-09213: Configuration file '*string*' in the /boot directory does not exist or cannot be read.

Cause: An attempt to check for compatible kernel was unable to read required /boot configuration data.

Action: Verify user permissions, that the configuration file is accessible, and then retry the command.

ADVM-09225: Failed to start OKS persistent logging.

Cause: The drivers were successfully loaded but OKS persistent logging failed to start.

Action: run "acfsutil plogconfig -d *GridHome*" to perform a manual start.

ADVM-09226: ADVM/ACFS drivers not correct for this OS - cannot load.

Cause: The device drivers installed are not compatible with the currently running operating system

Action: run "acfsroot install *options*" to install the correct drivers.

ADVM-09250: Unable to get the ASM administrator user name from the ASM process.

Cause: ASM processes have not been found running on this system. This will prevent the requested action from being completed.

Action: Start ASM ('srvctl start asm') and retry the operation.

ADVM-09251: Mount point '*string*' unmounted.

Cause: Informational.

Action: None

ADVM-09252: The following process IDs have open references on mount point '*string*':

Cause: Informational.

Action: None

ADVM-09253: Failed to unmount mount point '*string*'. Mount point likely in use.

Cause: Other processes have outstanding open references on the mount point.

Action: Terminate applications using files on the mountpoint than retry the // operation (' crsctl stop crs').

ADVM-09254: Manual intervention is required.

Cause: Follow up message to ACFS-9253.

Action: None - Informational.

ADVM-09255: Creating '*string*' mount point.

Cause: Informational.

Action: None

ADVM-09256: Failed to create mountpoint '*string*'.

Cause: The mount point may already exist, the user executing the command may have insufficient permission, or a system specific error may have occurred.

Action: Choose another mount point, execute the action from an account with the required permissions, or resolve the specified error shown before this message.

ADVM-09257: Mounting device '*string*' on mount point '*string*'.

Cause: Informational.

Action: None

ADVM-09258: Failed to mount device '*string*' on mount point '*string*'.

Cause: The mount point may be in use, the user executing this command may have insufficient permissions, or another system specific error may have occurred.

Action: Make sure that the mount point is available, ensure the user executing the command has the correct permissions, or resolve any system error shown before this message.

ADVM-09259: Mount point '*string*' already has a device mounted on it.

Cause: There is already a device mounted on this mount point.

Action: If the new device is meant to replace the old device on this mount point, unmount the old one first and retry the operation. Otherwise this error may be ignored.

ADVM-09260: Failed to connect to the ASM instance.

Cause: ASM connection attempt failed.

Action: Ensure that the ORACLE_SID environment variable is correctly set to // the value of the ASM instance. In addition, verify that ASM is running ('srvctl status asm').

ADVM-09261: Invalid `_ORA_NAME` format.

Cause: This is an internal error.

Action: Report this to Oracle Support Services.

ADVM-09262: Invalid sub-command '*string*'.

Cause: This is an internal error or the user attempted to run the script manually with an incorrect sub-command.

Action: Contact Oracle Support Services or use a correct sub-command.

ADVM-09263: Valid sub-commands are 'start', 'stop', 'check', and 'clean'.

Cause: This results in an incorrect usage of the command.

Action: Run the command with an option (command) that is supported, such as 'start', 'stop', 'check', or 'clean'.

ADVM-09264: Mount point '*string*' is not mounted.

Cause: Informational.

Action: None

ADVM-09274: Resource '*string*' is not online.

Cause: Informational.

Action: None

ADVM-09275: The clean failed to unmount the required mountpoint(s) - re-trying.

Cause: Informational. A file system could not be unmounted. This could be due to new process being started just before the unmount.

Action: None. 9276 - 9288 UNUSED

ADVM-09289: *string* not set in environment.

Cause: The referenced environment variable was not set. This makes it impossible to continue with the requested action.

Action: Ensure that the referenced variable is set and retry the operation.

ADVM-09290: Waiting for ASM to shutdown.

Cause: The resource cannot be terminated while ASM is running.

Action: Wait for ASM to stop. Stop it manually if that does not happen.

ADVM-09291: Waiting for the Windows 'sc stop *string*' command to complete.

Cause: Informational. System activity is preventing the driver from stopping.

Action: If the driver does not unload, a node reboot may be necessary

ADVM-09300: ADVM/ACFS distribution files found.

Cause: Informational.

Action: None

ADVM-09301: ADVM/ACFS installation cannot proceed:

Cause: Previous errors have caused the installation to reach a point where it cannot continue.

Action: Fix previous errors.

ADVM-09303: No installation files found for OS kernel version *string*.

Cause: If '-l' (distribution directory) was specified, the directory may not be valid.

Action: Choose a proper distribution location version.

ADVM-09304: Installation cannot proceed: Failed to unload ADVM/ACFS drivers.

Cause: Applications (possibly ASM) have open references on the drivers.

Action: Terminate applications and ASM that may be using the drivers, and retry the installation.

ADVM-09305: ADVM/ACFS installation cannot proceed:

Cause: Informational.

Action: Clear previous error and retry.

ADVM-09306: Failed to uninstall previous installation.

Cause: Could not remove ADVM/ACFS commands and or drivers.

Action: Commands and/or drivers are likely in use. Wait for operations to finish, unload the drivers, and retry the installation.

ADVM-09307: Installing requested ADVM/ACFS software.

Cause: Informational.

Action: None

ADVM-09308: Loading installed ADVM/ACFS drivers.

Cause: Informational.

Action: None

ADVM-09309: ADVM/ACFS installation correctness verified.

Cause: Informational.

Action: None

ADVM-09310: ADVM/ACFS installation failed.

Cause: A previous error caused this installation to fail.

Action: Correct previous error and retry the installation.

ADVM-09311: not all components were detected after the installation.

Cause: ADVM/ACFS commands and drivers were found in the installation area but did not get placed in their assigned locations.

Action: Re-install using 'acfsroot install -l *options*'. If necessary, contact Oracle Support Services.

ADVM-09312: Existing ADVM/ACFS installation detected.

Cause: Informational.

Action: None

ADVM-09313: No ADVM/ACFS installation detected.

Cause: An attempt was made to un-install ADVM/ACFS components that did not exist on the system.

Action: None - there is no problem.

ADVM-09314: Removing previous ADVM/ACFS installation.

Cause: Informational.

Action: None

ADVM-09315: Previous ADVM/ACFS components successfully removed.

Cause: Informational.

Action: None

ADVM-09316: Valid ADVM/ACFS distribution media detected at: '*string*'

Cause: Informational.

Action: None

ADVM-09317: No ADVM/ACFS distribution media detected at location: '*string*'

Cause: If -l (location) is used, the directory specified may be invalid.

Action: Use the correct directory.

ADVM-09318: ORACLE_HOME is not set.

Cause: This is an internal error.

Action: Report this to Oracle Support Services.

ADVM-09319: Unknown OS kernel version '*string*' detected.

Cause: This is an internal error.

Action: Contact Oracle Support Services.

ADVM-09320: Missing file: '*string*'.

Cause: A required command or driver is not found on the installation media (pre install) or system (post install).

Action: If post install, try running acfsroot again. Otherwise, contact Oracle Support Services.

ADVM-09321: Creating udev for ADVM/ACFS.

Cause: Informational.

Action: None

ADVM-09322: completed

Cause: Informational.

Action: None

ADVM-09323: Creating module dependencies - this may take some time.

Cause: Informational.

Action: None

ADVM-09324: Alternate drivers installed.

Cause: Informational.

Action: None

ADVM-09327: Verifying ADVM/ACFS devices.

Cause: Informational.

Action: None

ADVM-09328: unknown query type '*string*'.

Cause: This is an internal error.

Action: Contact Oracle Support Services.

ADVM-09329: Failed to uninstall driver: '*string*'.

Cause: Acfsinstall failed to uninstall the driver.

Action: Drivers may be in use. Correct previously reported errors and retry uninstall. If that fails, contact Oracle Support Services.

ADVM-09330: Binary '*string*' not installed.

Cause: A component that should have been installed was not installed.

Action: Rerun 'acfsroot install'.

ADVM-09339: The environment variable ORACLE_HOME is not set.

Cause: This is an internal error.

Action: Contact Oracle Support Services.

ADVM-09340: failed to install *string* driver.

Cause: Acfsinstall failed to install the driver.

Action: Run acfsinstall manually to see reported errors, resolve them, and retry.

ADVM-09341: Binary '*string*' not found.

Cause: One of the binaries that make up the ACFS package is missing.

Action: Reinstall the ACFS package and retry the operation.

ADVM-09343: Unable to retrieve OS kernel version from module *string*.

Cause: Running modinfo against the usm driver failed.

Action: None - the current OS kernel version will be used instead.

ADVM-09344: Missing directory: '*string*'.

Cause: A required directory is not found on the system.

Action: Contact Oracle Support Services.

ADVM-09345: Unable to create directory: '*string*'.

Cause: Creation of a required directory failed.

Action: Contact Oracle Support Services.

ADVM-09346: Unable to install file: '*string*'.

Cause: Copying to the given destination failed.

Action: Rerun acfsroot after correcting the OS error.

ADVM-09347: Unable to set permission bits (*string*) on: '*string*'.

Cause: Setting the given permission bits failed.

Action: Manually set the permissions to the required level.

ADVM-09348: Unable to remove '*string*'.

Cause: A previously installed file was unable to be removed.

Action: Attempt to manually remove the file.

ADVM-09349: Unable to configure driver '*string*'.

Cause: A driver was installed but add_drv failed to write a configuration file.

Action: Correct the OS error and re-run acfsroot install.

ADVM-09350: Failed to create a symbolic link from '*string*' to '*string*'.

Cause: Creating a symbolic link failed.

Action: Rerun acfsroot after correcting the OS error.

ADVM-09351: Unable to remove devlink entry for '*string*'.

Cause: An entry for the driver was found in /etc/devlink.tab but it was not possible to remove the entry.

Action: Manually remove the entry from /etc/devlink.tab and re-run acfsroot uninstall

ADVM-09352: Unable to write to '*string*'.

Cause: A file required modifications but it was not possible to write to it.

Action: Check the file permissions.

ADVM-09353: Unable to unconfigure *string*.

Cause: A call to rem_drv failed.

Action: Correct the OS error and re-run acfsroot uninstall.

ADVM-09354: Unable to create symlink: '*string*'.

Cause: Ensure that a file with the same name does not already exist and the user has permission.

Action: Remove the existing file and make sure the user has the required permission.

ADVM-09355: Performing AIX setup failed with error code '*string*'.

Cause: Running AIX initial setup has failed.

Action: Correct the error and re-run the root install script.

ADVM-09356: Saving the AIX ODM changes for '*string*' failed with error code '*string*'.

Cause: Running the AIX savebase command failed.

Action: Correct the error and re-run the root install script.

ADVM-09357: Getting the ASMADMIN group failed with error code '*string*'.

Cause: Previous installation steps may have failed.

Action: Correct the preceding error and re-run the root install script.

ADVM-09358: Adding the AIX ODM entry for '*string*' failed with error code '*string*'.

Cause: Running the AIX odmadd command failed.

Action: Correct the error and re-run the root install script.

ADVM-09360: The command aixsetup failed with error code '*string*'.

Cause: Running the aixsetup script failed.

Action: Correct the error and re-run the root install script.

ADVM-09361: Removing device '*string*' failed with error code '*string*'.

Cause: Running the device's undefine method failed.

Action: Correct the error and re-run the root uninstall script.

ADVM-09362: Warning: deleting the AIX ODM entry for '*string*' failed with error code '*string*'.

Cause: Running the odmdelete command failed.

Action: Manually remove the entry or ignore the message.

ADVM-09363: Opening the file /etc/vfs for read failed.

Cause: The /etc/vfs file is not readable.

Action: Check the permission of the file and ensure it has read permission.

ADVM-09364: Opening the file /etc/vfs for append failed.

Cause: The /etc/vfs file is not writable.

Action: Check the permission of the file and ensure it has write permission.

ADVM-09365: The directory '*string*' is not being removed.

Cause: The directory was scheduled to be uninstalled, but it contained files that were not installed by acfsroot.

Action: Manually remove the directory.

ADVM-09366: Relative path for mount point '*string*' is not supported.

Cause: Mount point was provided as a relative path.

Action: Specify the mount point in the form of an absolute path.

ADVM-09381: Modification of ADVM/ACFS drivers resource failed.

Cause: An attempt to modify the ACFS drivers resource resulted in an error.

Action: Contact Oracle Support Services.

ADVM-09382: Modification of ADVM/ACFS drivers resource succeeded.

Cause: Informational.

Action: None

ADVM-09383: ADVM/ACFS uninstall cannot proceed

Cause: ADVM/ACFS uninstall cannot proceed due to an error. This message is accompanied by other message(s) providing details on the error.

Action: Correct the problem indicated in the other messages.

ADVM-09384: Invalid OS kernel variation '*string*'.

Cause: The command found an OS kernel variation (e.g., "el5", etc) that it did not recognize as a valid ADVM/ACFS supported kernel.

Action: Boot a supported kernel

ADVM-09385: Usage: acfsroot version_check [-h] [-l *location*]

Cause: Syntax error or help [-h] option was passed.

Action: Use syntax as specified in the 'Usage' message.

ADVM-09388: An absolute path name must be specified for the alternate location.

Cause: A relative path name to the distribution files was specified.

Action: Enter the absolute path name instead.

ADVM-09389: ORACLE_HOME is not set to the location of the Grid Infrastructure home.

Cause: The ORACLE_HOME environment variable was not set correctly.

Action: Make sure that the ORACLE_HOME environment variable is set to the location of the Grid Infrastructure home and that it is properly exported.

ADVM-09390: The command '*string*' returned unexpected output that may be important for system configuration:

Cause: One of the operating system commands used to configure the system returned an unexpected error. This message is accompanied by other message(s) providing details of the error.

Action: See the operating system documentation for the specific command for more information on this error.

ADVM-09391: Checking for existing ADVM/ACFS installation.

Cause: Informational.

Action: None

ADVM-09392: Validating ADVM/ACFS installation files for operating system.

Cause: Informational.

Action: None

ADVM-09393: Verifying ASM Administrator setup.

Cause: Informational.

Action: None

ADVM-09394: The installed driver *string* has a build date of *string* which does not match the loaded kernel module build date of *string*.

Cause: The most likely cause is that an upgrade or patch procedure failed to unload the kernel module.

Action: Reboot the system before attempting to use ACFS.

ADVM-09395: Environment variable ODMDIR is not set, unable to proceed with system configuration.

Cause: Environment variable ODMDIR was not set.

Action: Ensure that the ODMDIR environment variable is set to the location of a valid AIX ODM device configuration database.

ADVM-09396: Environment variable ODMDIR specifies a nonexistent path, unable to proceed with system configuration.

Cause: Environment variable ODMDIR specified a nonexistent path.

Action: Ensure that the ODMDIR environment variable is set to the location of a valid AIX ODM device configuration database.

ADVM-09397: Modification of ADVM/ACFS registry resource failed.

Cause: An attempt to modify the ACFS registry resource resulted in an error.

Action: Contact Oracle Support Services.

ADVM-09398: Modification of ADVM/ACFS registry resource succeeded.

Cause: Informational.

Action: None

ADVM-09399: Calling 'acfsroot install' to install compatible ADVM/ACFS drivers.

Cause: Informational.

Action: None

ADVM-09400: Could not open the Service Control Manager.

Cause: You do not have administrator access.

Action: Log onto a user account with administrator privileges and retry.

ADVM-09401: Failed to install the driver.

Cause: The specified driver could not be installed.

Action: Respond based on the accompanying error message.

ADVM-09402: The driver file path is too long.

Cause: The path to the driver exceeded system limits.

Action: Move the driver to a shorter path or create a shorter link.

ADVM-09403: The driver can be either installed or removed, not both.

Cause: The /i and the /u switches are mutually exclusive.

Action: Use either /i to install or /u to uninstall the driver.

ADVM-09404: Specify either /i (install) or /u (uninstall).

Cause: Either /i to install or /u to uninstall the driver is required.

Action: The /i or the /u switch must be specified.

ADVM-09405: Only one driver can be installed at a time.

Cause: Multiple drivers were specified with the /i option.

Action: Enter only one driver on the command line.

ADVM-09406: Specify either /a (ADVM) or /o (ACFS) or /l (OKS).

Cause: The driver to be installed or uninstalled was not specified.

Action: Enter the driver option on the command line.

ADVM-09407: Could not find driver "*string*" in the current directory.

Cause: The driver could not be found in the directory specified.

Action: Verify and enter the correct driver path name.

ADVM-09408: The current directory is %"s".

Cause: Informational.

Action: None

ADVM-09409: CreateService failed (ERROR_SERVICE_EXISTS).

Cause: The driver service already exists.

Action: None. The service is active.

ADVM-09410: CreateService failed.

Cause: The driver service could not be created.

Action: Correct the problem indicated by the accompanying error message and retry the operation.

ADVM-09411: CreateService succeeded.

Cause: Informational.

Action: None

ADVM-09412: The driver was installed successfully.

Cause: Informational.

Action: None

ADVM-09413: RegCreateKeyEx failed.

Cause: Failed to create a Windows registry key.

Action: Correct the problem indicated by the accompanying error message and retry the operation.

ADVM-09414: RegSetValueEx (TypesSupported) failed.

Cause: Failed to set the Windows registry key.

Action: Correct the problem indicated by the accompanying error message and retry the operation.

ADVM-09415: RegSetValueEx (EventMessageFile) failed.

Cause: Failed to set the Windows registry key.

Action: Correct the problem indicated by the accompanying error message and retry the operation.

ADVM-09416: OpenService failed.

Cause: Could not start the driver.

Action: Correct the problem indicated by the accompanying error message and retry the operation.

ADVM-09417: The driver was started successfully.

Cause: Informational.

Action: None

ADVM-09418: StartService failed (SERVICE_ALREADY_RUNNING).

Cause: Informational.

Action: None. The driver is already running.

ADVM-09419: StartService failed.

Cause: The driver failed to start.

Action: Correct the problem indicated by the accompanying error message and retry the operation.

ADVM-09420: The driver is not currently installed on this node.

Cause: The driver is not installed to start.

Action: Install the driver using the '/i' option.

ADVM-09421: The driver is already installed on this node.

Cause: An attempt was made to install a driver that is already installed.

Action: None

ADVM-09422: The driver was removed successfully.

Cause: Informational.

Action: None

ADVM-09423: Failure trying to remove the driver, DeleteService failed.\n The driver service is pending deletion or is in an invalid state.

Cause: The driver could not be removed.

Action: Make sure that all references to the driver have been removed and, if the driver is "oracleacfs.sys", that "acfsutil detach" has been run. Verify that the driver is in the STOPPED state and then retry the operation. If the driver removal still fails, you probably need to reboot the node."

ADVM-09424: The driver was stopped successfully.

Cause: Informational.

Action: None

ADVM-09425: The driver could not be stopped: StopService failed.

Cause: The driver could not be stopped.

Action: Correct the problem indicated by the accompanying error message and retry the operation.

ADVM-09426: Unable to set the file attributes for file *string*.

Cause: The file attributes for the object file could not be set.

Action: Reset the attributes with "attrib -r <file_name>" and then retry the operation.

ADVM-09427: Failed to unload ADVM/ACFS drivers. A system reboot is recommended.

Cause: An attempt to unload the ADVM/ACFS drivers was unsuccessful due to an unanticipated condition or configuration. The operating system state did not allow the driver to be unloaded successfully.

Action: Reboot the system to reestablish the operating system environment.

ADVM-09428: Failed to load ADVM/ACFS drivers. A system reboot is recommended.

Cause: An attempt to unload the ADVM/ACFS drivers was unsuccessful due to an unanticipated condition or configuration. The operating system state did not allow the driver to be unloaded successfully.

Action: Reboot the system to reestablish the operating system environment.

ADVM-09429: Failed to install ADVM/ACFS files.

Cause: An unexpected condition has been detected. The files were previously verified to exist.

Action: Check the file permissions. Contact Oracle Support if the problem cannot be resolved.

ADVM-09430: ADVM/ACFS is not supported on this OS configuration: '*string*'

Cause: Attempting to install or configure ADVM/ACFS failed because ADVM/ACFS device drivers have not been ported to this OS configuration.

Action: For supported configurations, refer to MOS note (Doc ID 1369107.1): ACFS Support On OS Platforms (Certification Matrix).

ADVM-09441: /i Install the driver

Cause: Syntax error.

Action: Use syntax as specified in the 'Usage' message.

ADVM-09442: /u Uninstall the driver

Cause: Syntax error.

Action: Use syntax as specified in the 'Usage' message.

ADVM-09443: /a Perform the operation for the ADVM driver

Cause: Syntax error.

Action: Use syntax as specified in the 'Usage' message.

ADVM-09444: /o Perform the operation for the ACFS driver

Cause: Syntax error.

Action: Use syntax as specified in the 'Usage' message.

ADVM-09445: /l Perform the operation for the OKS driver

Cause: Syntax error.

Action: Use syntax as specified in the 'Usage' message.

ADVM-09446: *path* Path to the driver. If not specified, \n defaults to oracleadvn.sys, oracleacfs.sys, or \n oracleoks.sys in the current directory\n

Cause: Syntax error.

Action: Use syntax as specified in the 'Usage' message.

ADVM-09450: Examples:

Cause: Informational.

Action: None

ADVM-09451: *string* /i /a (Install the ADVM driver from the current directory)

Cause: Informational.

Action: None

ADVM-09452: *string* /u /o (Uninstall the ACFS driver)

Cause: Informational.

Action: None

ADVM-09453: *string* /i /o c:\drivers\oracleacfs.sys (Install ACFS with the specified file)

Cause: Informational.

Action: None

ADVM-09454: Unable to delete the driver file *string* after stopping driver.

Cause: A call to the Windows DeleteFile function to delete the driver file failed.

Action: Manually delete the specified driver file using Windows Explorer. If you were installing the driver please retry after deletion.

ADVM-09455: Unable to copy driver file *string* to the path *string*.

Cause: Could not copy the driver file to the specified directory because the Windows CopyFile function failed.

Action: Manually delete any previous driver file from the specified directory using Windows Explorer and retry the install.

ADVM-09456: An attempt to stop the driver *string* failed.

Cause: The driver could not be properly stopped; it is in an invalid state.

Action: Reboot system.

ADVM-09457: The driver file does not match the driver chosen to install.

Cause: The driver file is not consistent with the driver option used.

Action: Specify a path to oracleoks.sys when using the /l option. path to oracleacfs.sys with the /o option and path to oracleadvmsys with the /a option.

ADVM-09458: The Windows '*string*' service is in an invalid state. The new driver cannot be installed.

Cause: An attempt to install the new driver failed because the existing service could not be stopped properly.

Action: Reboot system and then retry the install.

ADVM-09459: ADVM/ACFS is not supported on this OS version: '*string*'

Cause: Attempting to install or configure ADVM/ACFS failed because ADVM/ACFS device drivers have not been ported to this OS version.

Action: For supported versions, refer to MOS note (Doc ID 1369107.1) ACFS Support On OS Platforms (Certification Matrix).

ADVM-09460: Missing symbols: '*string*'

Cause: Informational.

Action: None

ADVM-09500: Location of Oracle Home is '*string*' as determined from the internal configuration data

Cause: Informational.

Action: None

ADVM-09501: Location of Oracle Home is '*string*' as determined from the ORACLE_HOME environment variable

Cause: Informational.

Action: None

ADVM-09502: Location of Oracle Home is '*string*' as determined from the location of the Oracle library files

Cause: Informational.

Action: None

ADVM-09503: ADVM and ACFS driver media location is '*string*'

Cause: Informational.

Action: None

ADVM-09504: Copying file '*string*' to the path '*string*'

Cause: Informational.

Action: None

ADVM-09505: Using acfsutil executable from location: '*string*'

Cause: Informational.

Action: None

ADVM-09506: The files '*string*' and '*string*' are the same, not copying.

Cause: Informational. The file was not copied because the target and source point to the same file.

Action: None

ADVM-09507: Searching the alternative location: '*string*'

Cause: Informational. The installation files were not found in the specified location. A likely path containing that location will be searched.

Action: None

ADVM-09508: ACFS installation aborted (component *string*).

Cause: Installation was aborted due to an error.

Action: See preceding error message for more information.

ADVM-09522: invalid compression operation *string*

Cause: An attempted compression operation was rejected because the specified command syntax was invalid.

Action: Refer to the command usage displayed with the message and reissue the command with correct syntax.

ADVM-09523: Invalid compression algorithm specified. The only valid choice is '*lzo*'.

Cause: An attempted compression operation was rejected because the specification of the compression algorithm was invalid. The only algorithm currently supported is '*lzo*'.

Action: Retry the command specifying the compression algorithm '*lzo*'.

ADVM-09524: unable to modify volume compression configuration on the local node

Cause: A request to modify the compression configuration of the volume failed. This message is accompanied by other messages providing details on the error.

Action: Examine the accompanying messages, correct the indicated problems and retry. If unable to proceed, contact Oracle Support Services.

ADVM-09525: Only regular files may be compressed.

Cause: An attempted compression operation was rejected because the specified pathname did not specify a regular file.

Action: Retry the command specifying the pathname of a regular file.

ADVM-09526: unable to obtain file compression information

Cause: An attempt to read the compression information for the file failed. This message is accompanied by other messages providing details on the error.

Action: Examine the accompanying messages, correct the indicated problems and retry. If unable to proceed, contact Oracle Support Services.

ADVM-09535: The requested compression configuration operation failed on a remote node.

Cause: An attempt to change the compression configuration for the volume failed on a remote node in the cluster. The probable cause is a lack of necessary OS resources.

Action: Retry the command. If unable to proceed, contact Oracle Support Services.

ADVM-09536: The Oracle ADVM compatibility attribute for the disk group is less than the required version 12.2 for 'acfsutil compress' commands.

Cause: The 'acfsutil compress' command was rejected because the ADVM disk group compatibility had not been upgraded to the indicated version, which is required for that command.

Action: Ensure that your compatible.advm setting is at least 12.2.0.0.0 and then re-issue the command.

ADVM-09539: 'acfsutil compress' commands are not supported on this OS configuration: '*string*'

Cause: The 'acfsutil compress' command was rejected because the current version of the OS does not support compression.

Action: For supported versions, refer to MOS note (Doc ID 1369107.1) ACFS Support On OS Platforms (Certification Matrix).

ADVM-09542: The command was not attempted because asynchronous compression is very active on file '*string*' .

Cause: The 'acfsutil defrag file' command was unable to make progress because the file was busy being modified by the asynchronous compression mechanism.

Action: Wait until the file is no longer being modified by the asynchronous compression mechanism and re-issue the command. Use 'acfsutil compress info' to see if asynchronous compression is active on a compressed file.

ADVM-09600: Usage: *string* [-h] {-nfsv4lock} {-volume <enabled_volume_device>} [-force]

Cause: Informational.

Action: None

ADVM-09601: Usage: *string* [-h] {-nfsv4lock}

Cause: Informational.

Action: None

ADVM-09602: Installation cannot proceed: path '/var/lib/nfs' is mounted or it is a symlink.

Cause: An attempt to validate the path found that the '/var/lib/nfs' path was mounted or was a symlink.

Action: Unmount the file system or remove the symlink.

ADVM-09603: The script will do the following actions:

Cause: Informational.

Action: None

ADVM-09604: - Update the operating system startup procedure so that NFS does not automatically start.

Cause: Informational.

Action: None

ADVM-09605: Management of the NFS daemons will be moved to Oracle Clusterware.

Cause: Informational.

Action: None

ADVM-09606: - Format the volume: *string*.

Cause: Informational.

Action: None

ADVM-09607: - Create an ACFS resource for the file system.

Cause: Informational.

Action: None

ADVM-09608: - Mount the ACFS file system on '/var/lib/nfs'.

Cause: Informational.

Action: None

ADVM-09609: Continue the installation? [1=yes,2=no]:

Cause: Informational.

Action: None

ADVM-09610: Error - the ACFS resource for the specified file system is already in use.

Cause: An attempt to use the specified volume found that it was in use by an ACFS file system resource.

Action: Specify a volume that is not in use, or remove the conflicting ACFS resource.

ADVM-09611: Starting NFS Service.

Cause: Informational.

Action: None

ADVM-09612: Stopping NFS Service.

Cause: Informational.

Action: None

ADVM-09613: Restarting NFS Service.

Cause: Informational.

Action: None

ADVM-09614: Formatting the volume device.

Cause: Informational.

Action: None

ADVM-09620: 'acfsutil scrub' is not implemented.

Cause: An attempt to invoke the command 'acfsutil scrub' was rejected because the version of acfsutil that was used did not include 'scrub' functionality.

Action: Upgrade the Grid Infrastructure software to a version that supports the ACFS scrubber, and retry the operation.

ADVM-09670: Failure to initialize the ACFS Scrubber.

Cause: An attempt to initialize the ACFS scrubber resulted in an internal error.

Action: Contact Oracle Support Services.

ADVM-09671: Invalid trace value specified. Must be between *number (terse)* and *number (verbose)*.

Cause: An attempt to initialize the trace level failed because an invalid value was specified.

Action: Retry the command using a value within the range indicated.

ADVM-09672: Invalid I/O load specified. Must be between *number (lowest)* and *number (highest)*.

Cause: An attempt to initialize the I/O load failed because an invalid value was specified.

Action: Retry the command using a value within the range indicated.

ADVM-09673: Invalid file extent logging value specified. Must be between 0 and 3.

Cause: An attempt to initialize the file extent logging level failed because an invalid value was specified.

Action: Retry the command using a value within the range specified.

ADVM-09801: Failure to access Oracle Cluster Registry (OCR).

Cause: An attempt to access the Oracle Cluster Registry encountered an internal error.

Action: Contact Oracle Support Services.

ADVM-09802: Failure to initialize the credentials context.

Cause: An attempt to initialize the Oracle Cluster Registry credentials context encountered an internal error.

Action: Contact Oracle Support Services.

ADVM-09803: Failure to initialize the credentials domain for the '*string*' cluster.

Cause: An attempt to create the Oracle Cluster Registry credentials domain for the indicated cluster encountered an internal error.

Action: Contact Oracle Support Services.

ADVM-09804: Failure to create the credentials for the '*string*' cluster.

Cause: An attempt to create the credentials for the indicated cluster encountered an internal error.

Action: Contact Oracle Support Services.

ADVM-09805: Failure to export the credentials for the '*string*' cluster.

Cause: Unable to export the credentials for the indicated cluster to the specified Cluster Manifest File.

Action: Ensure that the current user has write permissions to the specified Cluster Manifest File, and retry the operation.

ADVM-09807: Could not find the '*string*' credential domain.

Cause: The ACFSREMOTE credential domain was not found in the Oracle Cluster Registry (OCR).

Action: Verify ACFSREMOTE credentials already exist in the Oracle Cluster Registry (OCR). Run the 'acfsutil cluster credential -s *Grid Infrastructure User*' command if the ACFSREMOTE credentials domain is not present.

ADVM-09809: No Member Clusters have been registered.

Cause: An attempt to list the registered clusters returned no results because no Member Clusters have been registered.

Action: None

ADVM-09810: No credentials were found for the '*string*' cluster name.

Cause: An attempt to list the credentials for the indicated cluster failed as it does not exist in the ACFSREMOTE domain.

Action: Verify the indicated cluster name is already registered. If necessary, register it using the 'acfsutil cluster credential -g *cluster name* -o *Cluster Manifest File*' command.

ADVM-09812: Unable to obtain the credential set for the '*string*' cluster.

Cause: An attempt to get the credential set for the specified cluster encountered an internal error.

Action: Contact Oracle Support Services.

ADVM-09813: Unable to add a new credential pair to the credential set of the '*string*' cluster.

Cause: An attempt to add the new credentials for the specified cluster encountered an internal error.

Action: Contact Oracle Support Services.

ADVM-09814: Unable to set the member cluster version.

Cause: An attempt to write the cluster version to the Oracle Cluster Registry (OCR) encountered an internal error.

Action: Contact Oracle Support Services.

ADVM-09816: Unable to determine the version of member cluster '*string*'.

Cause: An attempt to read the cluster version for the indicated cluster from the Oracle Cluster Registry (OCR) encountered an internal error.

Action: Contact Oracle Support Services.

ADVM-09821: Unable to access the specified Cluster Manifest File.

Cause: An attempt to read the Cluster Manifest File provided failed.

Action: Make sure the specified Cluster Manifest File has read and write permissions.

ADVM-09822: The provided cluster name '*string*' does not match the name of the Cluster Manifest File's cluster source '*string*'.

Cause: There was a mismatch in the name provided and the name of the cluster in the Cluster Manifest File.

Action: Make sure you spelled the name correctly or register the specified cluster as a new one.

ADVM-09823: Unable to find the ASM attributes section in the provided Cluster Manifest File.

Cause: The ASM_attributes section was not found in the Cluster Manifest File provided.

Action: Provide the Cluster Manifest File generated during execution of 'asmcmd mkcc *options*' command.

ADVM-09824: Unable to find the cluster global unique ID in the provided Cluster Manifest File.

Cause: The cluster global unique ID for the specified cluster was not found in the Cluster Manifest File provided.

Action: Provide the Cluster Manifest File generated during execution of 'asmcmd mkcc *options*' command.

ADVM-09825: Unable to find the cluster name in the provided Cluster Manifest File.

Cause: The cluster name for the specified cluster was not found in the Cluster Manifest File provided.

Action: Provide the Cluster Manifest File generated during execution of 'asmcmd mkcc *options*' command.

ADVM-09826: Unable to import the credentials from the specified file.

Cause: An attempt to import the credentials from the Member Cluster Data File failed.

Action: Provide the Cluster Manifest File generated during execution of 'asmcmd mkcc *options*' command.

ADVM-09827: ACFS Remote credentials were not found in the provided Cluster Manifest File.

Cause: The ACFS Remote section was not found in the provided Cluster Manifest File.

Action: Retry the Member Cluster registration command 'asmcmd mkcc *cluster name Cluster Manifest File options*', appending '--acfs' to the options specified.

ADVM-09828: Command not permitted on cluster class '*string*'.

Cause: An attempt to execute the command 'acfsutil cluster credential' with the specified options was rejected because the local cluster was of the indicated class. With the options specified this command may be executed only from a node in a Domain Services Cluster.

Action: Retry the command on a member node of the Domain Services Cluster.

ADVM-09829: unable to retrieve the current cluster class

Cause: An attempt to execute 'acfsutil cluster credential' failed because the cluster class could not be obtained from the OCR. Possibly the OCR is unavailable or this may be an internal error.

Action: Verify the OCR is available and retry. If retry does not succeed, contact Oracle Support Services.

ADVM-09890: Unable to delete Oracle Cluster Registry subkey '*string*' error: *string*

Cause: An attempt to delete an advmutil transport or session failed because an attempt to delete the indicated Oracle Cluster Registry subkey failed with the indicated error.

Action: Contact Oracle Support Services.

ADVM-09891: Unable to open Oracle Cluster Registry subkey '*string*' error: *string*

Cause: An attempt to open an advmutil transport or session failed because an attempt to open the indicated Oracle Cluster Registry subkey failed with the indicated error.

Action: Contact Oracle Support Services.

ADVM-09892: Unable to set Oracle Cluster Registry subkey '*string*' in '*string*' error: *string*

Cause: An attempt to set an advmutil transport or session failed because an attempt to set the indicated Oracle Cluster Registry subkey failed with the indicated error.

Action: Contact Oracle Support Services.

ADVM-09893: Unable to enumerate Oracle Cluster Registry subkey '*string*' error: *string*

Cause: An attempt to enumerate an advmutil transport or session failed because an attempt to enumerate the indicated Oracle Cluster Registry subkey failed with the indicated error.

Action: Contact Oracle Support Services.

ADVM-09894: Invalid Oracle Cluster Registry subkey '*string*' in path '*string*. error: *string*'

Cause: An attempt to access an advmutil transport or session failed because an attempt to access the indicated Oracle Cluster Registry subkey failed with the indicated error.

Action: Contact Oracle support service.

ADVM-09895: Unable to create Oracle Cluster Registry subkey '*string*' error: *string*

Cause: An attempt to create an advmutil transport or session failed because an attempt to create the indicated Oracle Cluster Registry subkey failed with the indicated error.

Action: Contact Oracle Support Services.

ADVM-09896: Unable to retrieve Oracle Cluster Registry subkey value '*string*' error: *string*

Cause: An attempt to retrieve an advmutil transport or session failed because an attempt to retrieve the indicated Oracle Cluster Registry subkey failed with the indicated error.

Action: Contact Oracle Support Services.

ADVM-10101: Authentication failed.

Cause: The specified ACFS Security administrator password was wrong.

Action: Re execute the command and provide the correct ACFS Security administrator password at the prompt.

ADVM-10120: ACFS Encryption not initialized.

Cause: ACFS Encryption was not initialized.

Action: Run 'acfsutil encr init [-p]' as system administrator to initialize encryption.

ADVM-10149: Realm description cannot exceed *number* characters

Cause: Realm description cannot exceed 1023 characters

Action: Select a shorter realm name and retry.

ADVM-10150: Realm description not specified within double quotation marks

Cause: Invalid description specified for realm.

Action: Enclose the realm description within double quotation marks.

ADVM-10151: Unmatched single quote or double quote.

Cause: Matching quote was not found.

Action: Add a matching quote and retry.

ADVM-10152: Realm name cannot exceed *number* characters.

Cause: Realm name length exceeded 255 characters.

Action: Select a shorter realm name and retry.

ADVM-10153: Realm '*string*' not found on mount point '*string*'.

Cause: Realm was not found on mount point.

Action: Ensure that the realm exists using the command 'acfsutil sec info -m <mount_point> -n'.

ADVM-10154: Failed to create realm '*string*' on mount point '*string*'.

Cause: Internal error.

Action: Refer to security log in '<mount_point>/Security/realm/logs/sec-<host_name>.log'.

ADVM-10155: Realm '*string*' created.

Cause: Realm was created.

Action: None

ADVM-10156: Failed to destroy realm '*string*' on mount point '*string*'.

Cause: Internal error.

Action: Refer to security log in '<mount_point>/Security/realm/logs/sec-<host_name>.log'.

ADVM-10157: Realm '*string*' destroyed.

Cause: Realm was destroyed.

Action: None

ADVM-10158: Improper value specified for -l option.

Cause: Invalid argument format was specified for -l option.

Action: Specify the argument in the format 'commandrule:ruleset'. A comma separated list can also be specified as 'cmd1:rs1,cmd2:rs2,cmd2:rs3'. For example: * - acfsutil sec realm add r1 -m /mnt -l READ:rs1 * - acfsutil sec realm add r1 -m /mnt -l READ:rs1,MKDIR:rs2

ADVM-10159: The command requires at least one of the options -u, -G, -l, -f, or -e.

Cause: None of the options -u, -G, -l, -f, or -e were specified with this command.

Action: Specify at least one of the options -u, -G, -l, -f, or -e with this command.

ADVM-10160: Failed to add user '*string*' to the realm '*string*'.

Cause: Internal error.

Action: Refer to security log in '<mount_point>/.Security/realm/logs/sec-<host_name>.log'.

ADVM-10161: Added user '*string*' to realm '*string*'.

Cause: User was added to realm.

Action: None

ADVM-10162: Failed to add group '*string*' to realm '*string*'.

Cause: Internal error.

Action: Refer to security log in '<mount_point>/.Security/realm/logs/sec-<host_name>.log'.

ADVM-10163: Added group '*string*' to the realm '*string*'.

Cause: Group was added to the realm.

Action: None

ADVM-10164: Failed to add filter '*string:string*' to the realm '*string*'.

Cause: Internal error.

Action: Refer to security log in '<mount_point>/.Security/realm/logs/sec-<host_name>.log'.

ADVM-10165: Added filter '*string:string*' to the realm '*string*'.

Cause: Filter was added to the realm.

Action: None

ADVM-10166: Failed to add '*string*' to the realm '*string*'.

Cause: Internal error.

Action: Refer to security log in '<mount_point>/.Security/realm/logs/sec-<host_name>.log'.

ADVM-10167: Added '*string*' to the realm '*string*'.

Cause: Pathname was added to the realm.

Action: None

ADVM-10168: Failed to turn encryption ON for realm '*string*'.

Cause: Internal error.

Action: Refer to security log in '<mount_point>/.Security/realm/logs/sec-<host_name>.log'.

ADVM-10169: Encryption turned ON for realm '*string*'.

Cause: Encryption was turned ON for realm.

Action: None

ADVM-10170: Failed to delete user '*string*' from realm '*string*'.

Cause: Internal error.

Action: Refer to security log in '<mount_point>/Security/realm/logs/sec-<host_name>.log'.

ADVM-10171: Deleted user '*string*' from realm '*string*'.

Cause: User was deleted from realm.

Action: None

ADVM-10172: Failed to delete group '*string*' from the realm '*string*'.

Cause: Internal error.

Action: Refer to security log in '<mount_point>/Security/realm/logs/sec-<host_name>.log'.

ADVM-10173: Deleted group '*string*' from realm '*string*'.

Cause: Group was deleted from realm.

Action: None

ADVM-10174: Failed to delete filter '*string:string*' from the realm '*string*'.

Cause: Internal error.

Action: Refer to security log in '<mount_point>/Security/realm/logs/sec-<host_name>.log'.

ADVM-10175: Deleted filter '*string:string*' from realm '*string*'.

Cause: Filter was deleted from realm.

Action: None

ADVM-10176: Failed to delete '*string*' from realm '*string*'.

Cause: Internal error.

Action: Refer to security log in '<mount_point>/Security/realm/logs/sec-<host_name>.log'.

ADVM-10177: Deleted '*string*' from realm '*string*'.

Cause: Pathname was deleted from realm.

Action: None

ADVM-10178: Failed to turn encryption OFF for realm '*string*'.

Cause: Internal error.

Action: Refer to security log in '<mount_point>/Security/realm/logs/sec-<host_name>.log'.

ADVM-10179: Encryption turned OFF for realm '*string*'.

Cause: Encryption was turned OFF for realm.

Action: None

ADVM-10180: Failed to get realm files or directories for realm '*string*'.

Cause: Internal error.

Action: Refer to security log in '<mount_point>/.Security/realm/logs/sec-<host_name>.log'.

ADVM-10181: Failed to get groups for realm '*string*'.

Cause: Internal error.

Action: Refer to security log in '<mount_point>/.Security/realm/logs/sec-<host_name>.log'.

ADVM-10182: Failed to get users for realm '*string*'.

Cause: Internal error.

Action: Refer to security log in '<mount_point>/.Security/realm/logs/sec-<host_name>.log'.

ADVM-10183: Failed to get filters for realm '*string*'.

Cause: Internal error.

Action: Refer to security log in '<mount_point>/.Security/realm/logs/sec-<host_name>.log'.

ADVM-10184: Failed to get realm encryption attributes of realm '*string*'.

Cause: Internal error.

Action: Refer to security log in '<mount_point>/.Security/realm/logs/sec-<host_name>.log'.

ADVM-10185: '-e' requires both '-a' and '-k'.

Cause: At least one of the options -a or -k is missing with -e option.

Action: Specify both '-a' and '-k' with '-e' and retry.

ADVM-10186: Realm '*string*' already exists on mount point '*string*'.

Cause: Realm was already found on mount point.

Action: Specify another realm name and retry.

ADVM-10187: Failed to get all realms on mount point '*string*'.

Cause: Internal error.

Action: Refer to security log in '<mount_point>/.Security/realm/logs/sec-<host_name>.log'.

ADVM-10188: Attributes of realm '*string*' retrieved.

Cause: Realm attributes were retrieved.

Action: None

ADVM-10189: Failed to update attributes of realm '*string*'.

Cause: Internal error.

Action: Refer to security log in '<mount_point>/.Security/realm/logs/sec-<host_name>.log'.

ADVM-10190: Updated attributes of realm '*string*'.

Cause: Updated realm attributes.

Action: None

ADVM-10206: File or directory '*string*' does not belong to an ACFS file system

Cause: A File or directory specified in 'acfsutil sec realm add/delete' command did not belong to an ACFS file system.

Action: Specify only ACFS file or directory in the command 'acfsutil sec realm add/delete'.

ADVM-10221: Rule name cannot exceed *number* characters.

Cause: Rule name length exceeded 255 characters.

Action: Select a rule name that is smaller than 255 characters and retry.

ADVM-10223: Invalid rule type is specified.

Cause: Invalid rule type was provided on the command line with '-t'.

Action: Provide one of the following with '-t': * - username <user_name> * - application <application_name> * - time <start_time>,<end_time> * - hostname <host_name>

ADVM-10224: Rule type 'username', 'application' or 'hostname' must have only one rule value.

Cause: An incorrect number of arguments were provided with rule type 'username', 'application' or 'hostname'.

Action: Provide only one argument after the rule type 'username', 'application' or 'hostname'. * For example, '-t username alice' * '-t application 'c:\programs \mozilla.exe' * '-t application '/sbin/cat' * '-t hostname myhost.domain.com'

ADVM-10225: Rule type 'time' must have both start time and end time separated by a comma.

Cause: Either the start time or end time was not provided.

Action: Specify both start time and end time (comma separated) after rule type time. * For example, '-t time 10:10:40,23:01:12'

ADVM-10226: '-o' requires either 'ALLOW' or 'DENY'.

Cause: A valid rule option was not provided.

Action: Specify either 'ALLOW' or 'DENY' as rule the option.

ADVM-10227: Failed to perform rule create operation on '*string*'.

Cause: Internal error.

Action: Refer to security log in '<mount_point>/Security/realm/logs/sec-<host_name>.log'.

ADVM-10228: Rule '*string*' is created.

Cause: Rule was created.

Action: None

ADVM-10229: Rule '*string*' not found.

Cause: Rule was not found.

Action: Ensure that the rule exists by executing 'acfsutil sec info -m mnt -l rule-name'.

ADVM-10230: Failed to perform rule edit operation on '*string*'.

Cause: Internal error.

Action: Refer to security log in '<mount_point>/Security/realm/logs/sec-<host_name>.log'.

ADVM-10231: Rule '*string*' updated.

Cause: Rule was updated.

Action: None

ADVM-10232: Failed to destroy rule '*string*'.

Cause: Internal error

Action: Refer to security log in '<mount_point>/Security/realm/logs/sec-<host_name>.log'.

ADVM-10233: Rule '*string*' destroyed.

Cause: Rule was destroyed.

Action: None

ADVM-10234: Failed to get rule '*string*' information.

Cause: Internal error.

Action: Refer to security log in '<mount_point>/Security/realm/logs/sec-<host_name>.log'.

ADVM-10235: Rule '*string*' already exists.

Cause: Rule was already found on mount point.

Action: Specify another rule name and retry.

ADVM-10236: Time format *string* must be HH:MM:SS.

Cause: The time format provided was not formatted as 'HH:MM:SS', where HH translates to hours, MM to minutes and SS to seconds.

Action: Specify the time in correct format and retry.

ADVM-10237: Rule type '*string*' specified does not match the actual type '*string*' of rule '*string*'

Cause: The rule type specified did not match the actual rule typed.

Action: Specify the actual rule type to update the rule value and retry.

ADVM-10238: Failed to get all rules on mount point '*string*'.

Cause: Internal error.

Action: Refer to security log in '<mount_point>/Security/realm/logs/sec-<host_name>.log'.

ADVM-10239: Failed to get information for rule '*string*'.

Cause: Internal error.

Action: Refer to security log in '<mount_point>/Security/realm/logs/sec-<host_name>.log'.

ADVM-10240: Cannot destroy rule '*string*'. The rule is in use by one or more rule sets.

Cause: The rule was being used in one or more rule set(s) in the file system.

Action: Remove the rule from the rule set(s) and retry.

ADVM-10241: Rule set name cannot exceed *number* characters.

Cause: Rule set name length exceeded 255 characters.

Action: Select a shorter rule set name and retry.

ADVM-10242: '-o' requires either ALL_TRUE or ANY_TRUE.

Cause: The rule set option was not set to either ALL_TRUE or ANY_TRUE.

Action: Specify either ALL_TRUE or ANY_TRUE with the rule set option '-o'.

ADVM-10243: Failed to create rule set '*string*' on mount point '*string*'.

Cause: Internal error

Action: Refer to security log in '<mount_point>/Security/realm/logs/sec-<host_name>.log'.

ADVM-10244: Rule set '*string*' is created.

Cause: Rule set was created.

Action: None

ADVM-10245: Rule set '*string*' not found on mount point '*string*'.

Cause: Rule set was not found on mount point.

Action: None

ADVM-10246: Failed to add rule '*string*' to the rule set '*string*'.

Cause: Internal error.

Action: Refer to security log in '<mount_point>/Security/realm/logs/sec-<host_name>.log'.

ADVM-10247: Added rule '*string*' to the rule set '*string*'.

Cause: Rule was added to the rule set.

Action: None

ADVM-10248: Failed to delete rule '*string*' from the rule set '*string*'.

Cause: Internal error.

Action: Refer to security log in '<mount_point>/Security/realm/logs/sec-<host_name>.log'.

ADVM-10249: Deleted rule '*string*' from rule set '*string*'.

Cause: Rule was deleted from the rule set.

Action: None

ADVM-10250: Failed to destroy rule set '*string*' on mount point '*string*'.

Cause: Internal error.

Action: Refer to security log in '<mount_point>/Security/realm/logs/sec-<host_name>.log'.

ADVM-10251: Rule set '*string*' destroyed.

Cause: Rule set was destroyed.

Action: None

ADVM-10252: Failed to get rules for rule set '*string*'.

Cause: Internal error.

Action: Refer to security log in '<mount_point>/Security/realm/logs/sec-<host_name>.log'.

ADVM-10253: Failed to get list of command rules.

Cause: Internal error.

Action: Refer to security log in '<mount_point>/Security/realm/logs/sec-<host_name>.log'.

ADVM-10254: Rule set '*string*' already exists.

Cause: Rule set was already found on mount point.

Action: Specify another rule set name and retry.

ADVM-10255: Rule '*string*' already exists in rule set '*string*'.

Cause: Rule was already part of rule set.

Action: None

ADVM-10256: Rule '*string*' is not found in rule set '*string*'.

Cause: Rule was not found in the rule set.

Action: Ensure that the realm exists using the command 'acfsutil sec info -m -s *ruleset-name*'.

ADVM-10257: Failed to get all rule sets on mount point '*string*'.

Cause: Internal error.

Action: Refer to security log in '<mount_point>/Security/realm/logs/sec-<host_name>.log'.

ADVM-10258: Failed to get information for rule set '*string*'.

Cause: Internal error.

Action: Refer to security log in '<mount_point>/Security/realm/logs/sec-<host_name>.log'.

ADVM-10259: Invalid command rule '*string*'.

Cause: Invalid command rule was specified.

Action: Execute 'acfsutil sec info -m <mount_point> -c' to get all the valid command rules. * Re-execute the command with valid command rule.

ADVM-10260: File object '*string*' and the realm '*string*' should be in the same file system.

Cause: File object was not in the same file system as that of the realm.

Action: Specify file objects from the same file system as that of the realm.

ADVM-10261: Cannot destroy rule set '*string*'. The rule set is in use by one or more realms.

Cause: The rule set is being used in filter(s) that are part of one or more realms in the file system.

Action: Remove the filter(s) from the realms that are using this rule set and retry.

ADVM-10262: Application path name for rule type '*application*' cannot exceed '*number*' characters.

Cause: Application path name for rule type '*application*' exceeded 511 characters

Action: Select a shorter application path name for rule type '*application*' and retry.

ADVM-10263: Host name for rule type 'hostname' cannot exceed 'number' characters.

Cause: Host name for rule type 'hostname' exceeded 255 characters.

Action: Select a shorter host name for rule type 'hostname' and retry.

ADVM-10264: Invalid value for rule type 'string' as the given path name 'string' is a symbolic link

Cause: Path name provided for rule type 'application' was a symbolic link. Symbolic links are not supported for rule type 'application'.

Action: Specify a path name which is not a symbolic link and re-execute the command.

ADVM-10271: Encryption algorithm can be only 'AES'.

Cause: The encryption algorithm provided was not 'AES'.

Action: Specify 'AES' as the algorithm with '-a' and retry.

ADVM-10272: Key length must be either 128, 192, or 256.

Cause: The key length specified with '-k' was not 128, 192 or 256.

Action: Specify either 128, 192, or 256 with '-k' and retry.

ADVM-10273: Failed to set the encryption parameter on realm 'string'.

Cause: Internal error.

Action: Refer to security log in '<mount_point>/Security/realm/logs/sec-<host_name>.log'.

ADVM-10274: Failed to update rule set option.

Cause: Internal error.

Action: Refer to security log in '<mount_point>/Security/realm/logs/sec-<host_name>.log'.

ADVM-10275: Failed to get rule sets for mount point 'string'.

Cause: Internal error.

Action: Refer to security log in '<mount_point>/Security/realm/logs/sec-<host_name>.log'.

ADVM-10276: Rule set 'string' option updated to 'string'.

Cause: Rule set option updated.

Action: None

ADVM-10277: '-e' requires either ON or OFF.

Cause: The realm encryption status specified with '-e' was not 'on' or 'off'

Action: Specify either 'on' or 'off' with -e and retry.

ADVM-10278: Encryption parameters are not set on the file system, realm encryption is unavailable.

Cause: The encryption parameters were not set on the file system.

Action: A system administrator must execute an 'encr set' command

ADVM-10284: Failed to get security information for 'string'.

Cause: Internal error.

Action: Refer to security log in '<mount_point>/.Security/realm/logs/sec-<host_name>.log'.

ADVM-10285: Pathname '*string*' does not exist.

Cause: Specified pathname was not found.

Action: Specify a valid pathname.

ADVM-10286: User '*string*' does not exist.

Cause: User was not found.

Action: Specify a valid user.

ADVM-10287: Group '*string*' does not exist.

Cause: Group was not found

Action: Specify a valid group.

ADVM-10288: User '*string*' already added to the realm '*string*'.

Cause: User was already added to the realm.

Action: None

ADVM-10289: Group '*string*' already added to the realm '*string*'.

Cause: Group was already added to the realm

Action: None

ADVM-10290: Realm filter '*string*' already added to the realm '*string*'.

Cause: Filter was already added to the realm.

Action: None

ADVM-10291: Pathname '*string*' already added to the realm '*string*'.

Cause: Pathname was already added to the realm.

Action: None

ADVM-10292: User '*string*' is not part of the realm '*string*'.

Cause: User was not part of the realm.

Action: None

ADVM-10293: Group '*string*' is not part of the realm '*string*'.

Cause: Group was not part of the realm.

Action: None

ADVM-10294: Pathname '*string*' is not part of the realm '*string*'.

Cause: Pathname was not part of the realm.

Action: None

ADVM-10295: Realm filter '*string*' is not part of the realm '*string*'.

Cause: Filter was not part of the realm.

Action: None

ADVM-10296: Realm filter '*string:string*' could not be added to the realm '*string*'.

Cause: The filter was not added because the filter with command rule 'ALL' was already part of the realm.

Action: Either add the command rules individually or add 'ALL' if all of the command rules are desired. Individual command rules cannot be added when 'ALL' is already present.

ADVM-10297: Realm filter 'ALL' could not be added since another filter exists in realm '*string*'.

Cause: Filter 'ALL' was not added because another filter existed in the realm .

Action: Either add the command rules individually or add 'ALL' if all of the command rules are desired. 'ALL' command rule cannot be added when individual command rules are already present.

ADVM-10298: User name cannot exceed *number* characters.

Cause: User name length exceeded 64 characters.

Action: Select a shorter user name and retry.

ADVM-10299: Group name cannot exceed *number* characters.

Cause: Group name length exceeded 64 characters.

Action: Select a shorter group name and retry.

ADVM-10322: System realm 'SYSTEM_SecurityMetadata' created.

Cause: System realm 'SYSTEM_SecurityMetadata' was created.

Action: None

ADVM-10323: System realm 'SYSTEM_Logs' created.

Cause: System realm 'SYSTEM_Logs' was created.

Action: None

ADVM-10324: Rulesets cannot be cloned before cloning rules on mount point '*string*'.

Cause: Rule sets were not cloned because some rules were not present on mount point.

Action: Clone rules first using command 'acfsutil sec rule clone' and then clone rule sets.

ADVM-10342: System realm 'SYSTEM_BackupOperators' created.

Cause: System realm 'SYSTEM_BackupOperators' was created.

Action: None

ADVM-10350: Incorrect password was entered in all attempts to open the encryption key store. Encrypted files will not be available.

Cause: Incorrect password was entered in all attempts to open the encryption key store during the mount command.

Action: Unmount the file system and remount it, providing the correct password. Encrypted files will not be available until the file system is unmounted and remounted with the correct password.

ADVM-10355: System realm 'SYSTEM_Antivirus' created.

Cause: System realm 'SYSTEM_Antivirus' was created.

Action: None

ADVM-10356: waiting for the operation to complete...

Cause: Informational.

Action: None

ADVM-10357: System realm 'SYSTEM_Audit' created.

Cause: Informational.

Action: None

ADVM-10359: Failed to create system realm '*string*'

Cause: An attempt to create a realm with the specified name was rejected because the specified name was a system realm name. System realms get created as the result of some ACFS Security operations and cannot be explicitly created by the ACFS Security Administrator.

Action: Rerun the command with a different realm name.

ADVM-10360: Failed to create system ruleset '*string*'

Cause: An attempt to create a ruleset with the specified name was rejected because the specified name was a system ruleset name. System rulesets get created as the result of some ACFS Security operations and cannot be explicitly created by the ACFS Security Administrator.

Action: Rerun the command with a different ruleset name.

ADVM-10361: Failed to create system rule '*string*'

Cause: An attempt to create a rule with the specified name was rejected because the specified name was a system rule name. System rules get created as the result of some ACFS Security operations and cannot be explicitly created by the ACFS Security Administrator.

Action: Rerun the command with a different rule name.

ADVM-10400: Encryption is set on mount point '*string*'.

Cause: Encryption was set on mount point.

Action: None

ADVM-10401: Failed to set encryption parameters on mount point '*string*'.

Cause: Internal error.

Action: Refer to encryption log in '<mount_point>/Security/encryption/logs/encr-<host_name>.log'.

ADVM-10402: Encryption turned '*string*' on '*string*'.

Cause: Encryption was turned either ON or OFF on the pathname.

Action: None

ADVM-10403: Failed to turn encryption '*string*' on '*string*'.

Cause: Internal error.

Action: Refer to encryption log in '<mount_point>/Security/encryption/logs/encr-<host_name>.log'.

ADVM-10405: Failed to get encryption information on '*string*'.

Cause: Internal error.

Action: Refer to encryption log in '<mount_point>/Security/encryption/logs/encr-<host_name>.log'.

ADVM-10406: Re-key operation is complete on '*string*'.

Cause: Re-key operation was complete on the pathname.

Action: None

ADVM-10407: Failed to perform re-key operation on '*string*'.

Cause: Internal error.

Action: Refer to encryption log in '<mount_point>/Security/encryption/logs/encr-<host_name>.log'.

ADVM-10410: encryption is already disabled on the file system

Cause: Encryption was already disabled on the file system.

Action: None, encryption is already disabled.

ADVM-10411: encryption is already enabled on the file system

Cause: Encryption was already enabled on the file system.

Action: None, encryption is already enabled.

ADVM-10412: Encryption parameters were not provided, using default algorithm (*string*) and key length (*number*).

Cause: Encryption parameters were not provided.

Action: None, default values have been used.

ADVM-10413: The ADVM compatibility attribute for the diskgroup must be set to version 11.2.0.2.0 to allow the acfsutil encryption and security commands.

Cause: The ADVM compatibility attribute has not been upgraded to version 11.2.0.2.0 or beyond.

Action: Use the ASMCA tool or the SQL ALTER DISKGROUP statement to upgrade COMPATIBLE.ADVM attribute.

ADVM-10414: Encryption has been initialized for the cluster.

Cause: An administrator initialized encryption for the cluster.

Action: None

ADVM-10415: File system level encryption is on, file level encryption operations are not allowed

Cause: A file level encryption operation was attempted while file system level encryption was enabled. File level encryption operations are not allowed when file system level encryption is turned on.

Action: None

ADVM-10416: File is realm secured\n

Cause: An encryption operation was attempted on a realm secured file and no action was performed. A realm secured file can only be encrypted and decrypted by changing the encryption parameters of containing realm(s) or by deleting the file from all realms.

Action: If changing the encryption status of this file is required, contact a Security Administrator to modify the encryption parameters of the containing realm(s).

ADVM-10419: Skipping directory '*string*' because it does not belong to the file system mounted on '*string*'

Cause: The directory does not belong to the specified mounted ACFS file system.

Action: None

ADVM-10420: Encryption parameters specified for realm '*string*' match existing settings.

Cause: An attempt to set encryption parameters for a realm specified values the same as those already set.

Action: None

ADVM-10421: The ADVM compatibility attribute for the diskgroup must be set to version '*string*' to allow acfsutil encryption commands.

Cause: An administrator attempted an encryption set or volume level rekey operation, but the ADVM compatibility attribute had not been upgraded to a supported version.

Action: Use the ASMCA tool or the SQL ALTER DISKGROUP statement to upgrade COMPATIBLE.ADVM attribute.

ADVM-10422: The ADVM compatibility attribute for the diskgroup must be set to version '*string*' to allow 'acfsutil sec' commands.

Cause: A security administrator attempted an ACFS Security operation, but the ADVM compatibility attribute had not been upgraded to a supported version.

Action: Use the ASMCA tool or the SQL ALTER DISKGROUP statement to upgrade COMPATIBLE.ADVM attribute and retry the operation.

ADVM-10423: This encryption operation is not allowed on a standby file system.

Cause: An encryption operation that is not allowed on a standby file system was attempted. The following acfsutil encryption commands are not allowed on a standby file system: 'encr set', 'encr on', 'encr off', and 'encr rekey'.

Action: None

ADVM-10424: This ACFS Security operation is not allowed on a standby file system.

Cause: An ACFS Security operation that is not allowed on a standby file system was attempted. The following acfsutil security commands are not allowed on a standby file system: 'sec prepare', 'sec save/load/enable/disable', 'sec realm create/destroy/clone/add/delete', 'sec rule create/destroy/clone/edit', and 'sec ruleset create/destroy/clone/edit'

Action: None

ADVM-10450: Unauthorized encryption operation attempted on '*string*'.

Cause: A user attempted an encryption operation on the given file and the operation was denied.

Action: None

ADVM-10451: File level encryption operation attempted on realm secured file '*string*'.

Cause: A user attempted to perform a file level encryption command on a realm secured file and the operation was denied.

Action: None

ADVM-10452: Failed to decrypt '*string*'.

Cause: Internal error.

Action: Contact Oracle Support Services.

ADVM-10453: Unable to get encryption parameters for the file system mounted on '*string*'.

Cause: Internal error.

Action: Contact Oracle Support Services.

ADVM-10454: File system level encryption turned on for mount point '*string*'.

Cause: A system administrator enabled file system level encryption.

Action: None

ADVM-10455: New volume encryption key generated for mount point '*string*'.

Cause: A system administrator updated the volume encryption key for the mount point. The file encryption keys for all encrypted files on the file system were re-encrypted using the new volume encryption key.

Action: None

ADVM-10456: New file encryption key generated for file '*string*'.

Cause: A system administrator updated the volume encryption key for the file. The data in the file was re-encrypted using the new key.

Action: None

ADVM-10457: New file encryption keys generated for all files in directory '*string*'.

Cause: A system administrator updated the volume encryption key for the files in the given directory. The file contents were re-encrypted using the new key.

Action: None

ADVM-10458: Encryption turned off for path '*string*'.

Cause: A user successfully decrypted a file or directory.

Action: None

ADVM-10459: Encryption turned off for directory '*string*' and its contents.

Cause: A user successfully decrypted a directory and its contents.

Action: None

ADVM-10460: File system level encryption turned off for mount point '*string*'.

Cause: A system administrator disabled file system level encryption.

Action: None

ADVM-10461: Encryption turned on for path '*string*'.

Cause: A user successfully encrypted a file or directory.

Action: None

ADVM-10462: Encryption turned on for directory '*string*' and its contents.

Cause: A user successfully encrypted a directory and its contents.

Action: None

ADVM-10463: Skipping file '*string*' because it does not belong to the file system mounted on '*string*'

Cause: The file does not belong to the specified mounted ACFS file system.

Action: None

ADVM-10464: ACFS Encryption operations are not allowed on files of this type.

Cause: An attempt was made to encrypt, decrypt, or rekey a file of one of the following Oracle file types: data, control, online redo log, archive log, backup, incremental backup, or flashback.

Action: None

ADVM-10465: FS-level encryption parameters have been set to:

Cause: Informational.

Action: None

ADVM-10466: Using user-provided parameters: algorithm *string*, key length *number bytes*

Cause: Informational.

Action: None

ADVM-10467: Using FS-level parameters: algorithm *string*, key length *number bytes*

Cause: Informational.

Action: None

ADVM-10468: Encryption has been enabled on mount point '*string*'.

Cause: Informational.

Action: None

ADVM-10469: Rekeying file/directory '*string*'...

Cause: Informational.

Action: None

ADVM-10470: Encrypting file/directory '*string*'...

Cause: Informational.

Action: None

ADVM-10471: Path: *string*

Cause: Informational.

Action: None

ADVM-10472: Re-encrypting FEK for mount point '*string*'...

Cause: Informational.

Action: None

ADVM-10473: Re-encrypting FEK for file/directory '*string*'...

Cause: Informational.

Action: None

ADVM-10475: Failed to rekey file/directory '*string*'.

Cause: An unexpected error occurred while attempting to rekey the indicated file. This is an internal error.

Action: Contact Oracle Support Services.

ADVM-10476: Algorithm AES *number*-bit, Key length *number* bytes

Cause: Informational.

Action: None

ADVM-10477: Decrypting file/directory '*string*'...

Cause: Informational.

Action: None

ADVM-10478: Encryption has been disabled on mount point '*string*'.

Cause: Informational.

Action: None

ADVM-10479: File is larger than 128M, cannot encrypt, decrypt or rekey.

Cause: An attempt was made to encrypt, decrypt or rekey a file larger than 128M in size.

Action: If an encryption operation was attempted, create a new file of size zero, encrypt it using desired encryption parameters, and copy the original file into the newly created file. Then rename the newly created file to the original file name if required. If a decryption operation was attempted, create an unencrypted new file of size zero, and copy the original encrypted file into the new file. Then rename the newly created file to the original file name if required. If a rekey operation was attempted, create a new file of size zero, encrypt it using desired (after rekey) encryption parameters, and copy the original file into the newly created file. Then rename the newly created file to the original file name if required.

ADVM-10500: Pathname cannot exceed *number* characters.

Cause: Pathname length exceeds 255 characters.

Action: Select a name that is smaller than %d characters and retry.

ADVM-10550: Security wallet created.

Cause: Security wallet was created.

Action: None

ADVM-10551: Security wallet creation failed.

Cause: Internal error.

Action: Contact Oracle Support Services.

ADVM-10564: Incorrect password for encryption key store.

Cause: An incorrect password was entered while opening the encryption key store.

Action: Retry the command and enter the correct password.

ADVM-10565: Encryption key store created.

Cause: Encryption key store was created.

Action: None

ADVM-10566: Encryption key store creation failed.

Cause: Internal error.

Action: Refer to encryption log in '<mount_point>/Security/encryption/logs/encr-<host_name>.log'.

ADVM-10573: Encryption key store not found.

Cause: Encryption key store did not exist.

Action: Run 'acfsutil encr init' command and retry.

ADVM-10574: ACFS encryption already initialized, cannot reinitialize.

Cause: 'acfsutil encr init' can has already been executed and the encryption key store already existed.

Action: None

ADVM-10575: Incorrect encryption key store.

Cause: The encryption key store may have been deleted and re-created.

Action: Recover the correct key store from a backup and retry.

ADVM-10576: Incorrect encryption key, new volume encryption key not created.

Cause: The encryption key store may have been deleted and re-created.

Action: Recover the correct key store from a backup and retry.

ADVM-10577: Encryption parameters not set.

Cause: A command that requires encryption parameters to be set first was run before encryption parameters were set on the file system.

Action: Run 'acfsutil encr set' and retry.

ADVM-10578: Unable to communicate new encryption settings to cluster members.

Cause: Internal error.

Action: Refer to security log in '<mount_point>/.Security/realm/logs/sec-<host_name>.log'.

ADVM-10579: Key store is not valid for encryption.

Cause: The encryption key store was either not created using 'acfsutil encr init' or it was corrupted.

Action: Restore the encryption key store from a backup and retry.

ADVM-10586: Internal error.

Cause: Internal error occurred.

Action: Contact Oracle support service.

ADVM-10588: Internal error : WLT *number*.

Cause: Internal error occurred.

Action: Contact Oracle support service.

ADVM-10589: Internal error : BSF *number*.

Cause: Internal error occurred.

Action: Contact Oracle support service.

ADVM-10590: Internal error : XML *number*.

Cause: Internal error occurred.

Action: Contact Oracle support service.

ADVM-10591: Internal error : TSP *number*.

Cause: Internal error occurred.

Action: Contact Oracle support service.

ADVM-10592: Internal error : IOC number.

Cause: Internal error occurred.

Action: Contact Oracle support service.

ADVM-10593: Internal error : UGP number.

Cause: Internal error occurred.

Action: Contact Oracle support service.

ADVM-10594: Internal error : OCR number : string.

Cause: Internal error occurred.

Action: Contact Oracle support service.

ADVM-10596: Unable to get the hostname for the current node.

Cause: The current user does not have access to the requested information.

Action: Contact Oracle Support Services.

ADVM-10597: The user 'string' and the group 'string' do not belong to the same domain.

Cause: The user and the group were not part of the same domain.

Action: Use 'net user' command to verify and retry with user and group that belong to the same domain.

ADVM-10598: Unable to retrieve domain name information for 'string'.

Cause: Unable to retrieve domain name information.

Action: Make sure the node is part of proper domain.

ADVM-10599: Current user does not have system administrative privileges to initialize ACFS security.

Cause: The user was not part of system administrators group.

Action: Run 'acfsutil sec init' with administrative privileges.

ADVM-10600: Failed to store first security administrator 'string' in wallet.

Cause: Internal error.

Action: Refer to security log in '<mount_point>/Security/realm/logs/sec-<host_name>.log'.

ADVM-10601: Failed to update first security administrator 'string' information.

Cause: Internal error.

Action: Refer to security log in '<mount_point>/Security/realm/logs/sec-<host_name>.log'.

ADVM-10602: Passwords do not match.

Cause: Verification of the password did not succeed.

Action: Re-execute and provide the same password on both the prompts.

ADVM-10603: Security administrator group already set in wallet.

Cause: Security administrator group was already set in wallet.

Action: None

ADVM-10604: Security administrator group not set in wallet.

Cause: Internal error.

Action: Contact Oracle Support Service.

ADVM-10606: User '*string*' is not a security administrator.

Cause: User was not a security administrator.

Action: Only a security administrator has privilege to execute the security commands. Add the user to security administrator list by executing 'acfsutil sec admin add' and retry.

ADVM-10607: User '*string*' is not member of security administrator group.

Cause: User was not a member of security administrator's group.

Action: Add the user to the security administrator's group.

ADVM-10609: Administrator update in driver failed.

Cause: Internal error

Action: Refer to security log in '<mount_point>/.Security/realm/logs/sec-<host_name>.log'.

ADVM-10610: Failed to get current user information.

Cause: Internal error.

Action: Contact Oracle Support Service.

ADVM-10611: Failed to assign user '*string*' as security administrator.

Cause: Internal error

Action: Refer to security log in '<mount_point>/.Security/realm/logs/sec-<host_name>.log'.

ADVM-10612: Failed to remove user '*string*' from security administrator(s) list.

Cause: Internal error

Action: Refer to security log in '<mount_point>/.Security/realm/logs/sec-<host_name>.log'.

ADVM-10613: Failed to change ACFS Security administrator password for current user.

Cause: Internal error

Action: Contact Oracle Support Services.

ADVM-10614: Security administrator '*string*' already added.

Cause: User was already a security administrator.

Action: None

ADVM-10615: User '*string*' is not a security administrator.

Cause: User was not a security administrator.

Action: None

ADVM-10616: Incorrect ACFS Security administrator password.

Cause: The password supplied was incorrect.

Action: Re-execute and provide the correct ACFS Security administrator password for the current user.

ADVM-10617: Password cannot exceed *number* characters.

Cause: The password entered exceeded the maximum allowed characters.

Action: Enter the password within the specified number of characters.

ADVM-10618: Security administrator '*string*' could not be added.

Cause: Security administrator was not added.

Action: Refer to security log in '<mount_point>/Security/realm/logs/sec-<host_name>.log'.

ADVM-10619: Security administrator '*string*' added.

Cause: Security administrator was added.

Action: None

ADVM-10620: Security administrator '*string*' could not be removed.

Cause: Security administrator was not removed.

Action: Refer to security log in '<mount_point>/Security/realm/logs/sec-<host_name>.log'.

ADVM-10621: Removal of the last security administrator '*string*' is not allowed.

Cause: The security administrator was not removed being the only security administrator in this system.

Action: Add another security administrator to remove the intended security administrator.

ADVM-10622: Security administrator '*string*' removed.

Cause: Security administrator was removed.

Action: None

ADVM-10623: ACFS security already initialized, cannot reinitialize.

Cause: ACFS security was already initialized and could not be reinitialized.

Action: None

ADVM-10624: User '*string*' is not member of the group '*string*'.

Cause: The user was not member of the group.

Action: Add the user to the group and retry.

ADVM-10625: Failed to prepare file system for security operations on mount point '*string*'.

Cause: Internal error.

Action: Refer to security log in '<mount_point>/Security/realm/logs/sec-<host_name>.log'.

ADVM-10626: Mount point '*string*' is already prepared for security.

Cause: Mount point was already prepared for security. Prepare should be executed only once for an ACFS formatted file system that is mounted.

Action: None

ADVM-10627: Mount point '*string*' is now prepared for security operations.

Cause: " Mount point was prepared for security operations.

Action: None

ADVM-10629: Failed to enable security on mount point '*string*'.

Cause: Internal error.

Action: Refer to security log in '<mount_point>/Security/realm/logs/sec-<host_name>.log'.

ADVM-10630: Security is already enabled on mount point '*string*'.

Cause: Security was already enabled on mount point.

Action: None

ADVM-10631: Security is now enabled on mount point '*string*'.

Cause: Security was enabled on mount point.

Action: None

ADVM-10632: Security is already disabled on mount point '*string*'.

Cause: Security was already disabled on mount point.

Action: None

ADVM-10633: Security is now disabled on mount point '*string*'.

Cause: Security was disabled on mount point.

Action: None

ADVM-10634: Failed to disable security on mount point '*string*'.

Cause: Internal error.

Action: Refer to security log in '<mount_point>/Security/realm/logs/sec-<host_name>.log'.

ADVM-10635: Failed to get security administrator group.

Cause: Internal error.

Action: Refer to security log in '<mount_point>/Security/realm/logs/sec-<host_name>.log'.

ADVM-10636: Security administrator group retrieved.

Cause: Security administrators group was retrieved.

Action: None

ADVM-10637: File system is not prepared for ACFS security on mount point '*string*'.

Cause: File system was not prepared for security operations on mount point.

Action: Execute 'acfsutil sec prepare' to prepare security operation on mount point.

ADVM-10638: Backup and log directories created.

Cause: Backup and log directories were created.

Action: None

ADVM-10639: Failed to create directory '*string*' on mount point '*string*'.

Cause: Internal error.

Action: Refer to security log in '<mount_point>/Security/realm/logs/sec-<host_name>.log'.

ADVM-10640: Failed to create log directory on mount point '*string*'.

Cause: Internal error.

Action: Refer to security log in '<mount_point>/Security/realm/logs/sec-<host_name>.log'.

ADVM-10641: Failed to create backup directory on mount point '*string*'.

Cause: Internal error.

Action: Refer to security log in '<mount_point>/Security/realm/logs/sec-<host_name>.log'.

ADVM-10643: Security is already enabled on realm '*string*'.

Cause: Security was already enabled on realm.

Action: None

ADVM-10644: Security is already disabled on realm '*string*'.

Cause: Security was already disabled on realm.

Action: None

ADVM-10645: Failed to set owner of file '*string*' to '*string*'.

Cause: Current user is not owner of the file.

Action: Login as the file owner and re-run the command.

ADVM-10646: Failed to create secbackup.xml file on mount point '*string*'.

Cause: Internal error.

Action: Contact Oracle Support Services.

ADVM-10647: Current user does not have system administrative privileges to initialize ACFS encryption.

Cause: The user was not part of system administrators group.

Action: Run 'acfsutil encr init' with administrative privileges.

ADVM-10648: ACFS security already initialized, recovery failed.

Cause: Previous execution of 'acfsutil sec init' had failed. Recovery actions also failed in the subsequent execution of 'acfsutil sec init'.

Action: Contact Oracle support services.

ADVM-10649: ACFS encryption already initialized, recovery failed.

Cause: Previous execution of 'acfsutil encr init' had failed. Recovery actions also failed in the subsequent execution of 'acfsutil encr init'.

Action: Contact Oracle support services.

ADVM-10650: Invalid file name '*string*' for ACFS security metadata.

Cause: The file was invalid for saving or loading ACFS security metadata.

Action: Specify a valid file.

ADVM-10651: Failed to save ACFS security metadata of mount point '*string*'.

Cause: Internal error

Action: Contact Oracle Support Services.

ADVM-10652: Saved ACFS security metadata of mount point '*string*'.

Cause: ACFS security metadata of mount point '%s' was saved.

Action: None

ADVM-10653: Failed to save ACFS security *string* metadata of mount point '*string*'.

Cause: Internal error.

Action: Contact Oracle Support Services.

ADVM-10654: Directory '*.Security*' does not exist on mount point '*string*'.

Cause: Mount point was not prepared for ACFS security.

Action: Execute 'acfsutil sec prepare' on the mount point.

ADVM-10655: Failed to get hostname.

Cause: Internal error.

Action: Refer to security log in '<mount_point>/*.Security*/realm/logs/sec-<host_name>.log'.

ADVM-10656: Failed to get timestamp.

Cause: Internal error.

Action: Refer to security log in '<mount_point>/*.Security*/realm/logs/sec-<host_name>.log'.

ADVM-10657: Absolute and relative pathnames are not allowed with '-p' option.

Cause: Filename was provided with absolute or relative path.

Action: Specify only name of the file with '-p' option and retry.

ADVM-10658: ACFS Security has been initialized on the cluster with user '*string*' as the initial Security Administrator and '*string*' as the Security Administrator group.

Cause: An administrator initialized ACFS Security on the cluster.

Action: None

ADVM-10659: Cannot destroy realm '*string*' because it is a system-created realm.

Cause: A request to destroy a system-created realm was denied because that operation is not allowed.

Action: None

ADVM-10660: Current user does not have required OS privileges to set ACFS encryption parameters.

Cause: Current user does not have root or administrator privileges to run 'acfsutil encr set'.

Action: Run 'acfsutil encr set' as a user who has root or administrator privileges.

ADVM-10661: Current user does not have required OS privileges to rekey the ACFS encryption parameters.

Cause: Current user does not have root or administrator privileges to run 'acfsutil encr rekey'.

Action: Run 'acfsutil encr rekey' as a user who has root or administrator privileges.

ADVM-10662: Current user '*string*' does not have security administrator privileges.

Cause: A command requiring Security Administrator privileges was issued but the user is not in the Security Administrators group.

Action: Add current user to the Security Administrators group or log on as a user who has the required privileges, then retry the command.

ADVM-10663: User name '*string*' is not a fully qualified name.

Cause: Fully qualified name was not specified. The supplied user name was not prefixed with a Windows Server Domain name.

Action: Specify a domain user name prefixed with Windows Server Domain name. For example, HOSPITAL-ADMIN\Alice where HOSPITAL-ADMIN is a Windows Server Domain name and Alice is the user name.

ADVM-10664: Group name '*string*' is not a fully qualified name.

Cause: Fully qualified name was not specified. The supplied group name was not prefixed with a Windows Server Domain name.

Action: Specify domain group name prefixed with Windows Server Domain name. For example: HOSPITAL-ADMIN\Doctors where HOSPITAL-ADMIN is a Windows Server Domain name and Doctors is the group name.

ADVM-10665: Group '*string*' is a local group and not a Windows Server Domain group.

Cause: Specified group was not a Windows Server Domain group.

Action: Specify a domain group name prefixed with Windows Server Domain name. For example, HOSPITAL-ADMIN\Doctors, where HOSPITAL-ADMIN is a Windows Server Domain name and Doctors is the group name.

ADVM-10666: User '*string*' is a local user and not a Windows Server Domain user.

Cause: Specified user was not a Windows Server Domain user.

Action: Specify a domain user name prefixed with Windows Server Domain name. For example, HOSPITAL-ADMIN\Alice where HOSPITAL-ADMIN is a Windows Server Domain name and Alice is the user name.

ADVM-10667: Windows Server Domain '*string*' does not exist.

Cause: Failed to get Windows Server Domain controller for the domain either because of not access to domain or domain does not exist.

Action: Specify the name of an existing Windows Server Domain.

ADVM-10675: Failed to load ACFS security metadata on mount point '*string*'.

Cause: Internal error.

Action: Contact Oracle Support Services.

ADVM-10676: Loaded ACFS security metadata on mount point '*string*'.

Cause: ACFS security metadata was loaded on mount point.

Action: None

ADVM-10677: Failed to load *string* on mount point '*string*'.

Cause: Internal error.

Action: Contact Oracle Support Services.

ADVM-10679: Unable to resolve the user id '*string*'.

Cause: The user was not found on the system.

Action: None

ADVM-10680: XDK version not compatible.

Cause: Oracle XDK version was incompatible.

Action: Install the correct Oracle XDK version and retry.

ADVM-10681: ACFS kernel version is not compatible. The kernel version on the system is '*string*' while the expected kernel version is '*string*' or above.

Cause: ACFS kernel version was incompatible.

Action: Install the correct version and retry.

ADVM-10682: Kernel major version is not compatible.

Cause: Kernel major version was incompatible.

Action: Install the correct version and retry.

ADVM-10683: Kernel release version is not compatible.

Cause: Kernel release version was incompatible.

Action: Install the correct version and retry.

ADVM-10684: Kernel update version is not compatible.

Cause: Kernel update version was incompatible.

Action: Install the correct version and retry.

ADVM-10685: Kernel port update version is not compatible.

Cause: Kernel port version was incompatible.

Action: Install the correct version and retry.

ADVM-10686: Kernel patch version is not compatible.

Cause: Kernel patch version was incompatible.

Action: Install the correct version and retry.

ADVM-10687: Kernel one off version is not compatible.

Cause: Kernel one off version was incompatible.

Action: Install the correct version and retry.

ADVM-10688: Unable to resolve the group id '*string*'.

Cause: The OS group ID could not be resolved to a name. Usually this occurs because the OS group has been removed.

Action: None

ADVM-10689: Failed to update security administrators information in the driver, some of the subsequent commands may fail.

Cause: Updating driver security administrator data failed during mount. The mount completes, but subsequent security commands may be affected. This is an internal error.

Action: Contact Oracle Support Services.

ADVM-10690: Cannot edit groups in realm '*string*'.

Cause: No changes were made to the groups in the realm as the operation is not allowed.

Action: None

ADVM-10691: Changed ACFS Security administrator password for current user.

Cause: Informational.

Action: None

ADVM-10700: Failed to store volume encryption key.

Cause: Internal error.

Action: Refer to encryption log in '<mount_point>/Security/encryption/logs/encr-<host_name>.log'.

ADVM-10701: Failed to get volume encryption key.

Cause: Internal error.

Action: Refer to encryption log in '<mount_point>/Security/encryption/logs/encr-<host_name>.log'.

ADVM-10702: Snapshots exist for the file system mounted on '*string*'. New encryption parameters will not apply to files in these snapshots.

Cause: One or more snapshots existed for the file system when this encryption operation was done. The new encryption parameters set by this command will apply only to new files created in the file system and not to existing files in any snapshots. Note that none of the encryption commands affect files in any snapshots. Any snapshots created after the command was run will use the new encryption parameters.

Action: None

ADVM-10703: Snapshots exist for the file system mounted on '*string*'. Encryption status of files in these snapshots will not change.

Cause: One or more snapshots existed for the file system when this encryption operation was done. The operation did not modify file data in any snapshots on the file system, so this data may still be available on disk unencrypted. Note that none of the encryption commands affect files in any snapshots.

Action: If you plan to use snapshots and encryption together, it is recommended that any snapshots be created after encrypting data on the file system. If the data on the file system was encrypted when some snapshots already existed, you may delete existing snapshots to ensure that data is not available in unencrypted form via any files in these snapshots.

ADVM-10704: Snapshots exist for the file system mounted on '*string*'. Encryption keys of files in these snapshots will not be rekeyed.

Cause: One or more snapshots existed for the file system when this encryption operation was done. The operation did not rekey FEKs of files in any snapshots of the file system, so the FEKs of these files will continue to remain encrypted with the old parameters. Note that none of the encryption commands affect files in any snapshots.

Action: To ensure that all FEKs, including those of files in any snapshots, are encrypted with the new encryption parameters, this command should be run when the file system has no snapshots. If the command was run when some snapshots existed you may delete these snapshots. Any snapshots created after the command was run will use the new encryption parameters.

ADVM-10705: Cannot perform encryption operation because volume encryption keys for the file system mounted at '*string*' are not available.

Cause: The encryption operation failed because the required volume encryption keys for the file system were not available to the ACFS file system driver. This could happen because an incorrect key store password was supplied during mount or because of some other error during mount.

Action: Remount the file system, providing the correct password during the mount operation if required. Address any other errors reported during mount. If the issue persists, contact Oracle Support Services.

ADVM-10706: Cannot perform encryption operation because an encryption undo operation is in progress.

Cause: The encryption operation failed because the system administrator was running encryption undo ('acfsutil encr set -u') on the file system. It is also possible that a previous encryption undo operation had not completed cleanly.

Action: There is no action to be taken by users who are not system administrators. If this message is seen by a system administrator and an encryption undo operation is not in progress, then a previous encryption operation did not complete properly. Run the 'acfsutil encr set -u' command again to complete the operation.

ADVM-10707: Cannot perform encryption undo operation because file system level encryption is on.

Cause: The encryption undo operation failed because file system level encryption was on.

Action: Turn file system level encryption off and retry the operation.

ADVM-10708: An earlier key store migrate operation did not complete. Provide the same password as the one used in the previous attempt.

Cause: An earlier run of 'acfsutil keystore migrate' command did not complete.

Action: When prompted for a password (ACFS-10349), provide the same password as the one used in the previous attempt.

ADVM-10709: Existing ACFS encryption key store is already password-protected.

Cause: Informational.

Action: None

ADVM-10710: Existing ACFS encryption key store is already not password-protected.

Cause: Informational.

Action: None

ADVM-10711: Recovery of ACFS encryption key store completed successfully.

Cause: Informational.

Action: None

ADVM-10712: ACFS encryption key store migration to password-protected key store completed successfully.

Cause: Informational.

Action: None

ADVM-10713: ACFS encryption key store migration to password-free key store completed successfully.

Cause: Informational.

Action: None

ADVM-10714: The environment variable OKV_HOME is not set.

Cause: The attempt to access the Oracle key vault server to obtain the volume encryption keys failed because the OKV_HOME environment variable was not set.

Action: Set the environment variable OKV_HOME and retry the command.

ADVM-10715: failed to find the PKCS library in path '*string*'

Cause: The attempt to access the Oracle key vault server to obtain the volume encryption keys failed because the PKCS library was not found in '\$OKV_HOME/lib'.

Action: Ensure that the OKV_HOME environment variable is set to point to the path that contains OKV client data, including the PKCS library. If not, set OKV_HOME and retry the command. If the problem persists, contact Oracle Support Services.

ADVM-10716: failed to load the PKCS library

Cause: The attempt to access the Oracle key vault server to obtain the volume encryption keys failed because the OKV PKCS library could not be loaded from '\$OKV_HOME/lib'.

Action: Ensure that the OKV_HOME environment variable is set to point to the path that contains OKV client data, including the PKCS library. If not, set OKV_HOME and retry the command. If the problem persists, contact Oracle Support Services.

ADVM-10717: failed to find Oracle Key Vault (OKV) client configuration file

Cause: The attempt to access the Oracle key vault server to obtain the volume encryption keys failed because the OKV client configuration file, okvclient.ora, was not found in '\$OKV_HOME/conf'.

Action: Ensure that the OKV_HOME environment variable is set to point to the path that contains OKV client data, including the OKV client configuration file, okvclient.ora. If not, set OKV_HOME and retry the command. If the problem persists, contact Oracle Support Services.

ADVM-10718: failed to login to OKV server

Cause: A login attempt to Oracle Key Vault (OKV) server failed.

Action: Ensure that correct password is provided, verify okvclient.ora file entries for servers, verify both the servers are still running, and then retry. If the problem persists, contact Oracle Support Services.

ADVM-10719: failed to store encryption keys in file system wallet

Cause: Internal error.

Action: Contact Oracle Support Services.

ADVM-10720: Key store must be either SSO, PKCS, or OKV.

Cause: An attempt to store an encryption key was rejected because the specified key store was not one of: SSO, PKCS or OKV.

Action: Retry the command specifying either SSO, PKCS, or OKV as the key store.

ADVM-10721: failed to save encryption keys, file system wallet already exists in directory '*string*'

Cause: An attempt to create a new wallet and save encryption keys in it failed because the wallet already existed in the said location.

Action: Delete or move the wallet and retry the command.

ADVM-10725: Failed to start encryption logging on mount point '*string*'.

Cause: Internal error.

Action: Contact Oracle Support Services.

ADVM-10726: Failed to start security logging on mount point '*string*'.

Cause: Internal error.

Action: Contact Oracle Support Services.

ADVM-10727: Failed to start global security and encryption logging.

Cause: Global security and encryption logging services could not be started. The log file for this node will not be updated.

Action: n/a

ADVM-10728: ACFS encryption logging directory not found on mount point '*string*'.

Cause: The ACFS encryption logging directory '<mount_point>/Security/encryption/logs/' could not be opened.

Action: Ensure the logging directory exists and the system administrator can open and create files in this directory, then unmount the file system and remount it manually to restore logging functionality.

ADVM-10729: ACFS security logging directory not found on mount point '*string*'.

Cause: The ACFS security logging directory '<mount_point>/Security/realm/logs/' could not be opened.

Action: Ensure the logging directory exists and the security administrator can open and create files in this directory, then unmount the file system and remount it manually to restore logging functionality.

ADVM-10730: ACFS security and encryption logging directory not found in CRS_HOME.

Cause: The ACFS security and encryption logging directory '<CRS_HOME>/log/<host_name>/acfssec' could not be opened.

Action: Ensure the logging directory exists and the system administrator can open and create files in this directory.

ADVM-10731: Could not get local host name, ACFS encryption logging will not be available on mount point '*string*'.

Cause: The local host name could not be determined, ACFS encryption logs for this host in '<mount_point>/Security/encryption/logs/' will not be written.

Action: Ensure the operating system host name is set correctly and the system administrator can read this value, then unmount the file system and remount it manually to restore logging functionality.

ADVM-10732: Could not get local host name, ACFS security logging will not be available on mount point '*string*'.

Cause: The local host name could not be determined, ACFS security logs for this host in '<mount_point>/Security/realm/logs/' will not be written.

Action: Ensure the operating system host name is set correctly and the security administrator can read this value, then unmount the file system and remount it manually to restore logging functionality.

ADVM-10733: Could not get local host name, ACFS security and encryption logging will not be available for this host

Cause: The local host name could not be determined, ACFS security and encryption logs for this host in '<CRS_HOME>/log/<host_name>/acfssec' will not be written.

Action: Ensure the operating system host name is set correctly and the system administrator can read this value.

ADVM-10751: Realm_Metadata file has invalid realm record\nfor file:\nstring

Cause: A realm record of the indicated Realm_Metadata file was invalid.

Action: If the ACFS Fixer is currently running, then no further action is needed. The ACFS Fixer will resolve the problem. If the ACFS Checker is running, then run the ACFS Fixer to resolve the problem.

ADVM-10753: Realm_Metadata file has no valid realm records\nfor file:\nstring

Cause: The indicated Realm_Metadata file did not contain any valid valid realm records.

Action: If the ACFS Fixer is currently running, then no further action is needed. The ACFS Fixer will resolve the problem. If the ACFS Checker is running, then run the ACFS Fixer to resolve the problem.

ADVM-10755: Realm_Metadata file contains invalid realm record data\nfor file:\nstring

Cause: The indicated Realm_Metadata file contained at least one invalid realm record. Refer to the accompanying message(s) for more information on the problem.

Action: If the ACFS Fixer is currently running, then no further action is needed. The ACFS Fixer will resolve the problem. If the ACFS Checker is running, then run the ACFS Fixer to resolve the problem.

ADVM-10756: Realm_Metadata file _Private structure is invalid for:\nfor file:\nstring

Cause: The _Private structure of the indicated Realm_Metadata file was invalid. Refer to the accompanying message(s) for more information on the problem.

Action: If the ACFS Fixer is currently running, then no further action is needed. The ACFS Fixer will resolve the problem. If the ACFS Checker is running, then run the ACFS Fixer to resolve the problem.

ADVM-10757: Realm_Metadata file has invalid Hash_Table data\nfor file:\nstring

Cause: The Hash_Table of the indicated Realm_Metadata file contained inconsistent data. Refer to the accompanying message(s) for more information on the problem.

Action: If the ACFS Fixer is currently running, then no further action is needed. The ACFS Fixer will resolve the problem. If the ACFS Checker is running, then run the ACFS Fixer to resolve the problem.

**ADVM-10760: Realm_Metadata file _Private structure has invalid _maxFree value
\n found: *number* minimum: *number*\nfor structure:\nstring**

Cause: The _maxFree property of the indicated _Private metadata structure was incorrect.

Action: If the ACFS Fixer is currently running, then no further action is needed. The ACFS Fixer will resolve the problem. If the ACFS Checker is running, then run the ACFS Fixer to resolve the problem.

**ADVM-10761: Realm_Metadata file _Private structure has invalid
_freeDataListTail value\n found: *number* minimum: *number*\nfor structure:
\nstring**

Cause: The _freeDataListTail property of the indicated _Private metadata structure was incorrect.

Action: If the ACFS Fixer is currently running, then no further action is needed. The ACFS Fixer will resolve the problem. If the ACFS Checker is running, then run the ACFS Fixer to resolve the problem.

ADVM-10762: Realm_Metadata file node not on _freeDataList\nfor file:\nstring

Cause: One or more of the _security_data nodes of the indicated Realm_Metadata file was not found on the free data node list. The _next property for one or more of the _security_data nodes was incorrect.

Action: If the ACFS Fixer is currently running, then no further action is needed. The ACFS Fixer will resolve the problem. If the ACFS Checker is running, then run the ACFS Fixer to resolve the problem.

**ADVM-10764: Realm_Metadata file has invalid _security_record for
_Administrator default\nfor file:\nstring**

Cause: The default _Administrator _security_record of the indicated Security_Metadata file was invalid.

Action: If the ACFS Fixer is currently running, then no further action is needed. The ACFS Fixer will resolve the problem. If the ACFS Checker is running, then run the ACFS Fixer to resolve the problem.

**ADVM-10766: Realm_Metadata file has no valid realm data records\nfor file:
\nstring**

Cause: The indicated Realm_Metadata file did not contain any valid valid realm data records.

Action: If the ACFS Fixer is currently running, then no further action is needed. The ACFS Fixer will resolve the problem. If the ACFS Checker is running, then run the ACFS Fixer to resolve the problem.

**ADVM-10767: Realm_Metadata File Private structure has invalid _freeDataList
value\n found: *number* maximum: *number*\nfor file:\nstring**

Cause: The _freeDataList property of the _Private structure of the indicated Realm_Metadata file was incorrect. The _freeDataList value exceeded the maximum value for this Realm_Metadata file.

Action: If the ACFS Fixer was running, the problem would have been resolved. If only the ACFS Checker was running, then run the ACFS Fixer to resolve the problem.

ADVM-10768: Number of realms created on mount point '*string*' has reached the limit *number*.

Cause: A request to create a realm was denied because the number of realms created on the mount point has reached the limit.

Action: Destroy any of the unused realms and retry the command.

ADVM-10769: Number of rulesets created on mount point '*string*' has reached the limit *number*.

Cause: A request to create a ruleset was denied because the number of rulesets created on the mount point has reached the limit.

Action: Destroy any of the unused rulesets and retry the command.

ADVM-10770: Number of rules created on mount point '*string*' has reached the limit *number*.

Cause: A request to create a rule was denied because the number of rules created on the mount point has reached the limit.

Action: Destroy any of the unused rules and retry the command.

ADVM-10771: Number of realms that file '*string*' is part of has reached the limit *number*.

Cause: A request to add the file to a realm was denied because the number of realms that the file is part of has reached the limit.

Action: Remove the file from one or more realms and retry the command.

ADVM-10772: Security at the realm level will not be in effect until file system-level security is enabled.

Cause: Security is disabled at the file system level. When file system-level security is disabled, enabling realm-level security does not enable the authorization checks provided by the realm.

Action: Enable Security at file system level.

ADVM-10773: Unable to lock ACFS Security wallet.

Cause: The ACFS Security wallet lock was not acquired.

Action: Verify that Cluster Ready Services(CRS) stack is up by executing 'crsctl check crs' and Cluster Synchronization Services(CSS) is running by executing 'crsctl check css'. If the CRS stack is not up, check with the CRS administrator to bring it up. If it does not resolve the problem contact Oracle Support Services.

ADVM-10774: Unable to unlock ACFS Security wallet.

Cause: The ACFS Security wallet lock was not released.

Action: Verify that Cluster Ready Services(CRS) stack is up by executing 'crsctl check crs' and Cluster Synchronization Services(CSS) is running by executing 'crsctl check css'. If the CRS stack is not up, check with the CRS administrator to bring it up. If it does not resolve the problem contact Oracle Support Services.

ADVM-10775: Cannot proceed as another instance of '*acfsutil*' command is updating the security administrator information.

Cause: ACFS Security wallet is locked by another instance of '*acfsutil*' command.

Action: Retry the command after some time.

ADVM-10776: Invalid 'acfsutil' version '*string*'

Cause: Internal error.

Action: Contact Oracle Support Services.

ADVM-10777: Unable to lock ACFS encryption key store.

Cause: The ACFS encryption key store lock could not be acquired.

Action: Verify that Cluster Ready Services(CRS) stack is up by executing 'crsctl check crs' and Cluster Synchronization Services(CSS) is running by executing 'crsctl check css'. If the CRS stack is not up, check with the CRS administrator to bring it up. If it does not resolve the problem contact Oracle Support Services.

ADVM-10778: Unable to unlock ACFS encryption key store.

Cause: The ACFS encryption key store lock was not released.

Action: Verify that Cluster Ready Services(CRS) stack is up by executing 'crsctl check crs' and Cluster Synchronization Services(CSS) is running by executing 'crsctl check css'. If the CRS stack is not up, check with the CRS administrator to bring it up. If it does not resolve the problem contact Oracle Support Services.

ADVM-10779: Cannot proceed as another instance of 'acfsutil' command is updating the encryption key store.

Cause: An acfsutil encryption request found the ACFS encryption key store locked by another instance of the acfsutil command.

Action: Retry the command after some time.

ADVM-10780: The file system mounted on '*string*' has been prepared for ACFS Security, undo ACFS Security first.

Cause: ACFS Encryption cannot be undone when the file system has been prepared for ACFS Security.

Action: Undo ACFS Security prepare on the mount point by executing 'acfsutil sec prepare -m <mount_point> -u' as security administrator and retry.

ADVM-10781: could not undo ACFS security or encryption for the file system mounted on path '*string*' because of existing snapshots

Cause: An attempt to undo ACFS security or encryption for the indicated file system failed because there were existing snapshots (created by user or created as part of replication V2 being active) for the file system. ACFS security and encryption can only be undone for a file system with no snapshots. This message may be displayed before or after all files have been decrypted using the command 'acfsutil encr set -u'. In either case, the file system retains its encryption 'prepared' state and files can be encrypted without running 'acfsutil encr set' again.

Action: Remove all snapshots by executing 'acfsutil snap delete', and also check if replication V2 is active, terminate replication on the file system and retry.

ADVM-10782: The file system mounted on '*string*' has not been prepared for ACFS Security, nothing to be undone.

Cause: The file system was not prepared for ACFS Security.

Action: None

ADVM-10783: ACFS Encryption is not set on the file system mounted on '*string*', nothing to be undone.

Cause: ACFS Encryption was not set on the file system.

Action: None

ADVM-10784: Could not destroy all realms, unable to undo ACFS Security.

Cause: All realms were not destroyed.

Action: Re-execute the command.

ADVM-10785: Could not destroy all rules, unable to undo ACFS Security.

Cause: All rules were not destroyed.

Action: Re-execute the command.

ADVM-10786: Could not destroy all rulesets, unable to undo ACFS Security.

Cause: All rulesets were not destroyed

Action: Re-execute the command.

ADVM-10787: Failed to prepare ACFS Security on mount point '*string*' as replication is active on this mount point.

Cause: Replication was active on the mount point. ACFS Replication and ACFS Security cannot co-exist on the same mount point.

Action: Terminate replication by using command '*acfsutil repl term*' and then retry.

ADVM-10788: ACFS Security undo operation on mount point '*string*' completed.

Cause: ACFS Security undo operation on the mount point was completed.

Action: None

ADVM-10789: Failed to undo ACFS Security on mount point '*string*'.

Cause: Internal error.

Action: Contact Oracle Support Services.

ADVM-10790: Failed to set ACFS Encryption on mount point '*string*' as replication is active on this mount point.

Cause: Replication was active on the mount point. ACFS Replication and ACFS Encryption cannot co-exist on the same mount point.

Action: Terminate replication by using command '*acfsutil repl term*' and then retry.

ADVM-10791: Failed to undo ACFS encryption on mount point '*string*'.

Cause: Internal error.

Action: Contact Oracle Support Services.

ADVM-10792: Cannot add filter '*string:string*' to the cloned realm as the rule set '*string*' does not exist on the mount point '*string*'.

Cause: Filters could not be added to cloned realm because rule sets were not present on mount point.

Action: Clone rules and rule sets first and then add command rules to the cloned realm using '*sec realm add*' command.

ADVM-10793: File objects cannot be added to cloned realm as file objects do not exist on destination mount point.

Cause: File objects could not be added to cloned realm because file objects were not present on destination mount point.

Action: Copy File objects to destination mount point and then add file objects to the cloned realm using '*sec realm add*' command.

ADVM-10794: File '*string*' does not exist on mount point '*string*'.

Cause: Information of file could not be obtained, because either file name specified is not correct or file does not exist on given mount point.

Action: Specify the correct file name or specify the mount point where the file exists.

ADVM-10795: Cannot load ACFS security meta data because the destination mount point '*string*' already has some user-created rules, rule sets or realms.

Cause: ACFS security load was not done as the destination mount point had some user created rules, rule sets or realms.

Action: Run 'acfsutil sec prepare -u' followed by 'acfsutil sec prepare' on the destination mount point and then retry the command, or use a file system with no security objects (like realms, rules and rule sets) except system realms.

ADVM-10796: A prior failed encryption initialization cannot be recovered for this request because the prior initialization specified a password-protected key store.

Cause: A prior failed encryption initialization was not recovered for this request because the prior initialization specified a password-protected key store.

Action: Execute the command 'acfsutil encr init' with option 'p'.

ADVM-10797: A prior failed encryption initialization cannot be recovered for this request because the prior initialization specified a non-password-protected key store.

Cause: A prior failed encryption initialization was not recovered for this request because the prior initialization specified a non-password-protected key store.

Action: Execute the command "acfsutil encr init" without option 'p'.

ADVM-10798: ACFS Encryption undo operation on mount point '*string*' completed.

Cause: ACFS Encryption undo operation on the mount point was completed.

Action: None

ADVM-10799: For cloning realms with '*string*' option, destination mount point must be same as source mount point.

Cause: Cloning of file system objects is not supported if destination mount point is different from source mount point.

Action: Run 'acfsutil sec realm clone' without -f option, copy file objects to the destination mount point, and then add files using 'acfsutil sec realm add' command.

ADVM-10800: Failed to complete ACFS Security undo operation on mount point '*string*'.

Cause: ACFS Security undo operation did not complete because some rules, rulesets, or realms exist for the given file system.

Action: Retry the operation after making sure that no other 'acfsutil sec' commands are running for the given file system.

ADVM-10801: failed to acquire a lock on ACFS security wallet

Cause: The ACFS security wallet could not be initialized because the lock on the wallet could not be obtained.

Action: Verify that Cluster Ready Services(CRS) stack is up by executing 'crsctl check crs' and Cluster Synchronization Services(CSS) is running by executing 'crsctl check css'. If the CRS stack is not up, check with the CRS administrator to bring it up. If this does not resolve the problem contact Oracle Support Services.

ADVM-10802: unable to release the lock being held on the ACFS security wallet

Cause: After security initialization, the lock on ACFS security wallet could not be released.

Action: Verify that Cluster Ready Services(CRS) stack is up by executing 'crsctl check crs' and Cluster Synchronization Services(CSS) is running by executing 'crsctl check css'. If the CRS stack is not up, check with the CRS administrator to bring it up. If this does not resolve the problem contact Oracle Support Services.

ADVM-10803: cannot proceed because another instance of 'acfsutil' command is updating the ACFS security wallet

Cause: An attempt to update the ACFS security wallet failed because the ACFS security wallet was locked by another instance of the acfsutil command.

Action: Retry the command later.

ADVM-10850: Password must have at least *number* characters.

Cause: The password was not long enough.

Action: Provide the password with number of characters greater than minimum required length.

ADVM-10851: Password must have at least one digit and letter in it.

Cause: The password did not have either a digit or a letter in it.

Action: Provide a password containing at least one digit and letter.

ADVM-10901: Failed to add the read-only snapshot file '*string*' to realm '*string*'.

Cause: A file specified for addition to a security realm was a read-only snapshot file.

Action: None

ADVM-10902: Failed to add the read-write snapshot file '*string*' to realm '*string*'.

Cause: A file specified for addition to a security realm was a read-write snapshot file.

Action: None

ADVM-10903: Snapshot '*string*' of mount point '*string*' is not prepared for ACFS Security.

Cause: Snapshot was not prepared for security operations on mount point.

Action: None

ADVM-10914: Security is already enabled in snapshot '*string*' of mount point '*string*'.

Cause: Security was already enabled in snapshot of mount point.

Action: None

ADVM-10915: Security is already enabled on realm '*string*' in snapshot '*string*' of mount point '*string*'

Cause: Security was already enabled on realm in snapshot.

Action: None

ADVM-10916: Security is now enabled in snapshot '*string*' of mount point '*string*'.

Cause: Security was enabled in snapshot of mount point.

Action: None

ADVM-10917: Failed to enable security in snapshot '*string*' of mount point '*string*'.

Cause: Internal error.

Action: Contact Oracle Support Services.

ADVM-10918: Security is already disabled in snapshot '*string*' of mount point '*string*'.

Cause: Security was already disabled in snapshot of mount point.

Action: None

ADVM-10919: Security is already disabled on realm '*string*' in snapshot '*string*' of mount point '*string*'.

Cause: Security was already disabled on realm in snapshot.

Action: None

ADVM-10920: Failed to disable security in snapshot '*string*' of mount point '*string*'.

Cause: Internal error.

Action: Contact Oracle Support Services.

ADVM-10921: Realm '*string*' not found in snapshot '*string*' of mount point '*string*'.

Cause: Realm was not found in snapshot of mount point.

Action: Ensure that the realm exists using the command 'acfsutil sec info -m <mount_point> -S <snapshot_name> -n'.

ADVM-10922: Failed to get security related information of snapshot '*string*' of mount point '*string*'.

Cause: Internal error.

Action: Contact Oracle Support Services.

ADVM-10923: Failed to get users for realm '*string*' in snapshot '*string*' of mount point '*string*'.

Cause: Internal error.

Action: Contact Oracle Support Services.

ADVM-10924: Failed to get groups for realm '*string*' in snapshot '*string*' of mount point '*string*'.

Cause: Internal error.

Action: Contact Oracle Support Services.

ADVM-10925: Failed to get realm encryption attributes of realm '*string*' in snapshot '*string*' of mount point '*string*'.

Cause: Internal error.

Action: Contact Oracle Support Services.

ADVM-10926: Attributes of realm '*string*' in snapshot '*string*' of mount point '*string*' retrieved.

Cause: Attributes of realm in snapshot were retrieved.

Action: None

ADVM-10927: Failed to get all rules in snapshot '*string*' of mount point '*string*'.

Cause: Internal error.

Action: Refer to security log in '<mount_point>/Security/realm/logs/sec-<host_name>.log'.

ADVM-10928: Failed to get information of rule '*string*' in snapshot '*string*' of mount point '*string*'.

Cause: Internal error.

Action: Contact Oracle Support Services.

ADVM-10929: Rule '*string*' not found in snapshot '*string*' of mount point '*string*'.

Cause: Rule was not found in the snapshot.

Action: Ensure that the rule exists by executing 'acfsutil sec info -m <mount_point> -S <snapshot_name> -l'.

ADVM-10930: Failed to get all rule sets in snapshot '*string*' of mount point '*string*'.

Cause: Internal error.

Action: Contact Oracle Support Services.

ADVM-10931: Failed to get rules for rule set '*string*' in snapshot '*string*' of mount point '*string*'.

Cause: Internal error.

Action: Contact Oracle Support Services.

ADVM-10932: Rule set '*string*' not found in snapshot '*string*' of mount point '*string*'.

Cause: Rule set was not found in snapshot of mount point.

Action: Ensure that the rule set exists by executing 'acfsutil sec info -m <mount_point> -S <snapshot_name> -s'.

ADVM-10933: Failed to delete the read-only snapshot file '*string*' from realm '*string*'.

Cause: Security operations cannot be performed on a read-only snapshot file.

Action: None

ADVM-10934: Failed to delete the read-write snapshot file '*string*' from realm '*string*'.

Cause: Security operations cannot be performed on a read-write snapshot file.

Action: None

ADVM-10935: ACFS Security cannot be enabled or disabled because '*string*' is a read-only snapshot

Cause: A request to enable or disable ACFS Security specified a read-only snapshot.

Action: None

ADVM-10936: ACFS Security is now disabled in snapshot '*string*' of mount point '*string*'.

Cause: Informational.

Action: None

ADVM-10937: ACFS Security is now enabled on realm '*string*' in snapshot '*string*' of mount point '*string*'.

Cause: Informational.

Action: None

ADVM-10938: ACFS Security is now disabled on realm '*string*' in snapshot '*string*' of mount point '*string*'.

Cause: Informational.

Action: None

ADVM-10939: ACFS Security is now enabled on realm '*string*' in mount point '*string*'.

Cause: Informational.

Action: None

ADVM-10940: ACFS Security is now disabled on realm '*string*' in mount point '*string*'.

Cause: Informational.

Action: None

ADVM-10941: Failed to create '*string*' file on mount point '*string*'

Cause: An attempt to create a file on the indicated mount point failed, most likely because the user lacked the requisite permission.

Action: Ensure that the user has the required permission and retry. Otherwise, contact Oracle Support Services.

ADVM-10942: Insufficient disk space on mount point '*string*'

Cause: The requested operation failed because the file system was full.

Action: Resize the file system and retry.

ADVM-10945: ACFS Auditing source '*string*' is already enabled on mount point '*string*'.

Cause: Informational.

Action: None

ADVM-10946: ACFS Auditing source '*string*' is already disabled on mount point '*string*'.

Cause: Informational.

Action: None

ADVM-10947: Audit trail on mount point '*string*' is marked as read.

Cause: Informational.

Action: None

ADVM-10948: Audit trail on mount point '*string*' is archived.

Cause: Informational.

Action: None

ADVM-10949: ACFS Auditing has been initialized on the cluster with '*string*' as the Oracle ACFS auditor OS group and '*string*' as the Oracle ACFS audit manager OS group.

Cause: Informational.

Action: None

ADVM-10950: Audit trail archive for mount point '*string*' is purged.

Cause: Informational.

Action: None

ADVM-10951: Current user does not have system administrative privileges to initialize auditing.

Cause: The user was not part of system administrators group.

Action: Run 'acfsutil audit init' as an OS user with administrative privileges.

ADVM-10952: Auditing already initialized; cannot reinitialize.

Cause: An attempt was made to initialize auditing after it was already initialized.

Action: None

ADVM-10953: Auditing is not initialized.

Cause: A command was issued which requires auditing to be initialized for the cluster, but auditing has not been initialized.

Action: Initialize auditing by reissuing 'acfsutil audit init' command.

ADVM-10954: Failed to enable auditing on mount point '*string*'.

Cause: Internal error.

Action: Refer to audit log '<mount_point>/Security/audit/audit-<host_name>.log'.

ADVM-10955: Failed to disable auditing on mount point '*string*'.

Cause: Internal error.

Action: Refer to audit log '<mount_point>/Security/audit/audit-<host_name>.log'.

ADVM-10956: Failed to enable auditing for realm '*string*' on mount point '*string*'.

Cause: Internal error.

Action: Refer to audit log '<mount_point>/Security/audit/audit-<host_name>.log'.

ADVM-10957: Failed to disable auditing for realm '*string*' on mount point '*string*'.

Cause: Internal error.

Action: Refer to audit log '<mount_point>/Security/audit/audit-<host_name>.log'.

ADVM-10958: Current user does not have privileges to run audit commands.

Cause: Command was executed as user who is not part of audit manager OS group or auditors OS group.

Action: Run command as user who is part of audit manager OS group or auditors OS group.

ADVM-10960: Failed to get audit information for the mount point '*string*'.

Cause: Internal error.

Action: Contact Oracle Support Services.

ADVM-10961: Failed to get audit manager OS group.

Cause: Internal error.

Action: Contact Oracle Support Services.

ADVM-10962: Failed to get auditor OS group.

Cause: Internal error.

Action: Contact Oracle Support Services.

ADVM-10963: Auditing is not enabled on mount point '*string*'.

Cause: A command was issued that requires auditing to be enabled at the file system level, but it is not enabled.

Action: Run 'acfsutil audit enable', and retry the command.

ADVM-10964: Failed to archive audit trail on mount point '*string*'.

Cause: Internal error.

Action: Contact Oracle Support Services.

ADVM-10965: Failed to mark audit trail on mount point '*string*' as read

Cause: Internal error.

Action: Contact Oracle Support Services.

ADVM-10966: Audit trail on mount point '*string*' is already marked as read.

Cause: Audit trail was already marked as read on mount point.

Action: None

ADVM-10967: Audit trail on mount point '*string*' not found.

Cause: An 'acfsutil audit' command was issued but auditing has not been initialized.

Action: Run 'acfsutil audit init' as an OS user with administrative privileges, then reissue the original command.

ADVM-10968: Failed to create audit trail XML file '*string*' for mount point *string*.

Cause: Internal error.

Action: Contact Oracle Support Services.

ADVM-10969: Failed to purge audit trail archive file for mount point '*string*'.

Cause: Internal error.

Action: Contact Oracle Support Services.

ADVM-10970: Failed to purge audit trail archive because it is not marked 'read' for mount point '*string*'.

Cause: Audit trail was not yet marked as 'read' on mount point.

Action: Run 'acfsutil audit read' and retry the command.

ADVM-10971: Current user does not have privileges to run this audit command.

Cause: Command was executed as user who is not part of audit manager OS group.

Action: Run command as user who is part of audit manager OS group.

ADVM-10972: Failed to update audit managers and auditors group information in the driver; some of the subsequent audit related commands may fail.

Cause: Audit Managers and Auditors information was not communicated to the ACFS driver during mount. The mount command was successful but the subsequent audit commands will not work on this host until the problem is corrected.

Action: Contact Oracle Support Services.

ADVM-10973: The ADVM compatibility attribute for the diskgroup must be set to version '*string*' to enable auditing on mount point '*string*'.

Cause: A security administrator or audit manager or administrator attempted to enable auditing, but the 'COMPATIBLE.ADVM' attribute for the disk group had not been upgraded to a supported version.

Action: Use the ASMCA tool or the SQL ALTER DISKGROUP statement to upgrade the COMPATIBLE.ADVM attribute and enable auditing using the 'acfsutil audit enable' command.

ADVM-10974: Auditing cannot be enabled on mount point '*string*', because ADVM compatibility is lower than '*string*'.

Cause: A security administrator or system administrator attempted to enable auditing as part of 'acfsutil sec prepare' or 'acfsutil encr set' which was successful, but auditing could not be enabled because the 'compatible.advm' attribute had not been upgraded to a supported version.

Action: Use the ASMCA tool or the SQL ALTER DISKGROUP statement to upgrade the COMPATIBLE.ADVM attribute and enable auditing using the 'acfsutil audit enable' command.

ADVM-10975: Failed to get audit information for realm '*string*' on mount point '*string*'.

Cause: Internal error.

Action: Contact Oracle Support Services.

ADVM-10976: Failed to create audit trail XML file because the old audit trail XML file exists for mount point '*string*'.

Cause: A request to archive the audit trail found an existing audit trail XML file.

Action: Run 'acfsutil audit purge' and retry the command.

ADVM-10977: Auditing is enabled for realm '*string*' on mount point '*string*'.

Cause: Informational.

Action: None

ADVM-10978: Auditing is disabled for realm '*string*' on mount point '*string*'.

Cause: Informational.

Action: None

ADVM-10979: Cannot proceed because file system is not prepared for ACFS Security.

Cause: An attempt to enable or disable audit on Security source failed because the file system was not prepared for ACFS Security.

Action: Execute 'acfsutil sec prepare' to prepare ACFS Security on the file system and retry 'acfsutil audit' command.

ADVM-10980: Cannot proceed because file system is not set for ACFS Encryption.

Cause: An attempt to enable or disable audit on Encryption source failed because the file system was not set for ACFS Encryption.

Action: Execute 'acfsutil encr set' to set ACFS Encryption on the file system and retry 'acfsutil audit' command.

ADVM-10998: ACFS Audit not initialized

Cause: ACFS Audit was not initialized.

Action: Run 'acfsutil audit init' command.

ADVM-10999: Audit trail archive file on mount point '*string*' was not found.

Cause: An 'acfsutil audit read' command was issued but the audit trail backup file did not exist.

Action: Run 'acfsutil audit archive' as an OS user with Audit Manager privileges, then reissue the original command.

ADVM-11000: ACFS Auditing is already initialized with different Audit Managers and Auditors group.

Cause: Values provided on the command line did not match those with which ACFS Auditing was initialized earlier.

Action: Run 'acfsutil audit init' command with the Audit Managers and Auditors group provided for the previous initialization.

ADVM-11001: Error in parsing command line arguments.

Cause: There was a syntax error in the command line arguments.

Action: Check the command line syntax and re-run the command again.

ADVM-11002: Error: a device name must be supplied with the -l option.

Cause: Either the -l option was not present in the command line or it had no argument.

Action: Make sure you run the command with the '-l device-name' option.

ADVM-11003: AIX ODM initialization failed, odmerr *number*

Cause: AIX ODM internal operation error.

Action: Internal error - contact Oracle Customer Support.

ADVM-11004: failed to lock AIX ODM database, odmerr *number*

Cause: The method could not lock the AIX ODM database.

Action: Check to see what other method has locked it.

ADVM-11005: failed to look up AIX ODM PdDv object class, odmerr *number*

Cause: The user may lack required permission or the entry may not exist.

Action: Ensure that the object exists and that the user has the required permission; otherwise, contact Oracle Customer Support.

ADVM-11006: failed to open AIX ODM CuDv object class, odmerr *number*

Cause: The user may lack required permission or the entry may not exist.

Action: Ensure that the object exists and that the user has the required permission; otherwise, contact Oracle Customer Support.

ADVM-11007: failed to add to AIX ODM CuDv object class, odmerr *number*

Cause: An attempt to add the device's entry to the ODM CuDv object class failed.

Action: Ensure the user has the required permission.

ADVM-11008: failed to close the AIX ODM CuDv object class, odmerr *number*

Cause: AIX ODM internal operation error.

Action: Contact Oracle Customer Support.

ADVM-11010: failed to look up AIX ODM CuDv object class, odmerr *number*

Cause: The user may lack required permission or the entry may not exist.

Action: Ensure that the object exists and that the user has the required permission; otherwise, contact Oracle Customer Support.

ADVM-11015: failed to load kernel extension *string*, errno number (*string*)

Cause: Loading the kernel extension into the kernel failed.

Action: Check the error message and resolve the error.

ADVM-11017: failed to configure kernel extension *string*, errno number (*string*)

Cause: Could not configure the device's driver in the kernel.

Action: Internal error - contact Oracle Customer Support.

ADVM-11018: failed to get a major number for device *string*

Cause: The method could not get a major number for the device.

Action: Internal error - contact Oracle Customer Support.

ADVM-11019: failed to get a minor number for device *string*

Cause: The method could not get a minor number for the device.

Action: Internal error - contact Oracle Customer Support.

ADVM-11022: failed to configure device *string*, errno number (*string*)

Cause: Attempt to configure the device's driver in the kernel got an error.

Action: Internal error - contact Oracle Customer Support.

ADVM-11024: failed to remove the old device file *string*, errno number (*string*)

Cause: The method failed to remove the device file.

Action: Ensure that the user has permission and no other application is still using the device.

ADVM-11026: failed to create new device file *string*, errno number (*string*)

Cause: The user may not have permission or a file with the same name already exists.

Action: Ensure that the file does not already exist and that the user has the required permission to create it.

ADVM-11028: failed to set permission of the new device file *string*, errno number (*string*)

Cause: The method failed to set permission of the device special file.

Action: Ensure the user has the required privilege.

ADVM-11030: failed to set group of the new device file *string*, errno number (*string*)

Cause: The method failed to set the owning group of the device special file.

Action: Ensure the user has the required privilege.

ADVM-11031: failed to open the ASMADMIN group file, errno number (*string*)

Cause: The method could not open the file containing the group to own the device.

Action: Ensure the installation completed successfully.

ADVM-11032: failed to read from the ASMADMIN group file, errno number (*string*)

Cause: The method could not read the file containing the group to own the device.

Action: Ensure the installation completed successfully.

ADVM-11034: failed to set device state to AVAILABLE, odmerr number

Cause: The method could not change the device's state.

Action: AIX ODM internal error - contact Oracle Customer Support.

ADVM-11036: No operation was performed because device state is *string* instead of DEFINED.

Cause: The method expected a DEFINED device state.

Action: AIX ODM internal error - contact Oracle Customer Support.

ADVM-11038: failed to unconfigure kernel extension *string*, errno number (*string*)

Cause: The method could not unconfigure the kernel extension.

Action: Internal error - contact Oracle Customer Support.

ADVM-11040: failed to unload kernel extension *string*, errno number (*string*)

Cause: The method could not unload the extension from kernel.

Action: Internal error - contact Oracle Customer Support.

ADVM-11044: no minor number was returned for device *string*

Cause: The operating system did not return a device minor number as requested.

Action: Internal error - contact Oracle Customer Support.

ADVM-11046: failed to set device state to DEFINED, odmerr number

Cause: The method failed to change the device's state.

Action: Contact Oracle Customer Support.

ADVM-11050: failed to delete attributes of device *string*, odmerr number

Cause: The method failed to remove the device's attributes from the AIX ODM CuAt object class.

Action: Internal AIX ODM error - contact Oracle Customer Support.

ADVM-11052: failed to delete customized object of device *string*, odmerr number

Cause: The method failed to remove the device's entry from the AIX ODM CuDv object class.

Action: Internal AIX ODM error - contact Oracle Customer Support.

ADVM-11053: failed to release major number for device *string*

Cause: The method failed to release the device's major number.

Action: Internal error - contact Oracle Customer Support.

ADVM-11055: failed to remove device special file *string*, errno number (*string*)

Cause: The method failed to remove the device special file.

Action: Check the error message and resolve it.

ADVM-11060: failed to unload kernel extension *string*

Cause: Could not unload the extension from kernel.

Action: Internal error - contact Oracle Customer Support.

ADVM-11061: failed to look up the group id for group *string*

Cause: The named group probably does not exist.

Action: Make sure the group exists in the /etc/group file.

ADVM-11062: failed to create directory *string*, errno number (*string*)

Cause: The directory could not be created.

Action: Check the permission of the base directory to make sure it is writeable.

ADVM-11063: failed to set permission on directory *string*, errno number (*string*)

Cause: The permission of the directory could not be changed.

Action: Make sure the user has permission to do so.

ADVM-11064: failed to set group on directory *string*, errno number (*string*)

Cause: The group of the directory could not be changed.

Action: Make sure the user has permission to do so.

ADVM-11065: invalid device minor number *number*

Cause: The device minor number being used is out of range.

Action: Contact Oracle Customer Support.

ADVM-11066: the ADVM driver is not loaded

Cause: The ADVM driver is expected to exist in the kernel but it does not.

Action: Load the ADVM driver and then try it again.

ADVM-11067: directory */dev/asm* does not exist or is not accessible, errno number (*string*)

Cause: The ADVM driver probably has not been successfully loaded.

Action: Load the ADVM driver and then try it again.

ADVM-11068: The state of device *string* is unknown. No operation was performed.

Cause: Unknown.

Action: Contact Oracle Customer Support.

ADVM-11069: Error: device name is too long, exceeding 255 characters.

Cause: The chosen device name exceeds the limit of 255 characters.

Action: Use a device name that is shorter than the limit.

ADVM-11078: unable to obtain cluster information for local node

Cause: An internal ioctl operation to access cluster information failed. This message is accompanied by other messages providing details on the error.

Action: Correct the problem indicated by the other messages. If the cause of the problem is unclear, contact Oracle Support Services.

ADVM-11083: insufficient OS kernel resources to defragment file *string*

Cause: An attempted defragment operation failed due to insufficient kernel resources.

Action: Reduce the load activity on the system and retry the defragment.

ADVM-11084: no space left on the file system

Cause: A defragment request failed because the file system was full.

Action: Delete unnecessary files from the file system to free up space, resize the file system, or delete snapshots from the file system if any exist.

ADVM-11085: insufficient privileges to defragment file *string*

Cause: The caller does not have sufficient privileges to perform the defragment command on the indicated file. Write access is required for 'acfsutil defrag file'. Read access is required for 'acfsutil defrag file -i'.

Action: Obtain the required access rights for the indicated file.

ADVM-11086: The specified path *string* is not a regular file.

Cause: An attempted defragment operation was rejected because the specified pathname was not a regular file.

Action: Retry the command specifying the pathname of a regular file.

ADVM-11087: The specified path *string* is not a directory.

Cause: An attempted defragment operation was rejected because the specified pathname was not a directory.

Action: Retry the command specifying a directory path.

ADVM-11088: caught interrupt; stop defragmenting file *string*

Cause: Informational.

Action: None

ADVM-11089: failed to read from or write to file *string*

Cause: During defragmentation processing for the indicated file, an attempt to read or write data to disk failed.

Action: Verify that the file system is online and retry the command. If the command still fails, run fsck (Unix or Linux) or acfschkdsk.exe (Windows), before retrying the command.

ADVM-11090: failed to defragment file *string*

Cause: During defragmentation processing for the indicated file, an internal ioctl request failed. This message is accompanied by other messages providing details on the error.

Action: Correct the problem indicated by the other messages. If the cause of the problem is unclear, contact Oracle Support Services.

ADVM-11091: unable to rename snapshot *string* because it is replication-specific

Cause: An attempt to rename a snapshot failed because it specified a replication-specific snapshot.

Action: Reconsider the need for the request, or specify a snapshot that is not associated with replication.

ADVM-11092: Snapshot name *string* already exists.

Cause: The snapshot rename operation failed because the newly designated snapshot name was in use by another snapshot.

Action: Rename or delete the conflicting snapshot and then re-issue the original 'acfsutil snap rename' command.

ADVM-11095: 'acfsutil defrag' command is not supported for the current ADVM compatibility version. Version *string* is required.

Cause: The 'acfsutil defrag' command was rejected because the ADVM disk group compatibility had not been upgraded to the indicated version, which is required for that command.

Action: Use the ASMCA tool or the SQL ALTER DISKGROUP statement to upgrade the disk group compatibility (COMPATIBLE.ADVM attribute) to the specified version and then re-issue the original 'acfsutil defrag' command. If the disk group compatibility cannot be upgraded, update the ACFS compatibility level using the 'acfsutil compat set' command and then re-issue the original 'acfsutil defrag' command.

ADVM-11111: *string*

Cause: None

Action: None

ADVM-12002: reclaiming snap remaster released storage

Cause: The 'acfsutil snap remaster' command has replaced the master file system with the remastered snapshot, releasing all the master's unique storage. In addition, any other snapshots that existed on the volume have also been removed, releasing all their unique storage. This storage was being marked as available in the Global_BitMap.

Action: None

ADVM-12003: 'snap remaster' phase: *number*\n

Cause: The indicated 'snap remaster' conversion phase has started.

Action: None

ADVM-12004: \ninvoking ACFS Checker, which will check the remastered snapshot file system, and ACFS Fixer, which will reclaim released storage\n

Cause: The ACFS Checker and the ACFS Fixer were reclaiming the storage released when the original master file system and other snapshots were deleted.

Action: None

ADVM-12005: \nSnapshot '*string*' has been remastered as the master file system.\n

Cause: The specified snapshot has been remastered as the master file system. The original master file system and all the other snapshots have been deleted.

Action: None

ADVM-12200: missing required snapshot name

Cause: A 'snap remaster' command was issued without a required argument.

Action: Specify the name of the snapshot to remaster.

ADVM-12201: Volume signature '*string*' is invalid for snap remastering.

Cause: The volume signature indicated the volume was not in a state where 'snap remaster' can be performed.

Action: Make sure the volume is unmounted and that ACFS Checker has run successfully.

ADVM-12202: Volume signature indicates 'snap remaster' in progress.\n Signature: '*string*'\n Use 'acfsutil snap remaster *stringc string*'\n to complete the 'snap remaster'.

Cause: The volume signature indicated that 'snap remaster' was being run on this volume.

Action: Make sure 'snap remaster' is not being run on another node or by another user. If 'snap remaster' was started and then aborted, use the 'acfsutil snap remaster -c *device*' command to continue interrupted snapshot remastering.

ADVM-12203: Volume signature '*string*' indicates 'snap remaster' can be performed.\n However, on-disk 'snap remaster' phase (*number*) indicates 'snap remaster' is in progress.

Cause: The requested 'snap remaster' failed to run because the on-disk information indicated that another 'snap remaster' was in progress.

Action: Make sure 'snap remaster' is not being run on another node or by another user. If 'snap remaster' was started and then aborted, use the ACFS Fixer to restore the file system to a good starting point.

ADVM-12204: The snap remastering phase '*number*' is invalid.\n Valid phase range from *number* to *number*.

Cause: The on-disk snap remastering conversion phase had an invalid value.

Action: Use the ACFS Fixer to restore the file system to a good starting point. Report this error to Oracle Support Services.

ADVM-12205: Snap remaster request for snapshot '*string*' declined.\n\n

Cause: The user responded negatively when prompted to confirm the snapshot remastering.

Action: None

ADVM-12206: failed to fetch the ACFS Global metadata directory

Cause: Snap remaster failed to read the file system's ACFS Global metadata directory. Refer to accompanying messages for more information on the problem.

Action: Correct the problem indicated by the other messages. If the solution is not clear, contact Oracle Support Services.

ADVM-12207: failed to access the remastered snapshot '*string*' File Entry Table

Cause: The File Entry Table for the snapshot being remastered could not be read. Refer to accompanying messages for more information on the problem.

Action: Correct the problem indicated by the other messages. If the solution is not clear, contact Oracle Support Services.

ADVM-12208: failed to copy the current '*string*' file entry into the remastered snapshot '*string*' File Entry Table

Cause: Snap remaster failed to copy the indicated file entry into the remastered snapshot File Entry Table. Refer to accompanying messages for more information on the problem.

Action: Correct the problem indicated by the other messages. If the solution is not clear, contact Oracle Support Services.

ADVM-12209: failed to access on-disk structure '*string*'

Cause: Snap remaster failed to access the indicated on-disk structure. Refer to accompanying messages for more information on the problem.

Action: Correct the problem indicated by the other messages. If the solution is not clear, contact Oracle Support Services.

ADVM-12210: failed to copy remastered snapshot '*string*' current File Entry Table file entry to the beginning of the remastered snapshot File Entry Table

Cause: Snap remaster failed to copy the snapshot to be remastered's file entry into the snapshots File Entry Table. Refer to accompanying messages for more information on the problem.

Action: Correct the problem indicated by the other messages. If the solution is not clear, contact Oracle Support Services.

ADVM-12211: failed to snapshot metadata from the snapshot information table
Cause: Snap remaster failed to zero the snapshot metadata for all the other snapshots from the snapshot information table. Refer to accompanying messages for more information on the problem.

Action: Correct the problem indicated by the other messages. If the solution is not clear, contact Oracle Support Services.

ADVM-12212: failed to reset the snapshot map header to indicate *number* active snapshots

Cause: Snap remaster failed to set the snapshot map header to the indicated number of active snapshots. Refer to accompanying messages for more information on the problem.

Action: Correct the problem indicated by the other messages. If the solution is not clear, contact Oracle Support Services.

ADVM-12213: failed to erase the snapshot entries from the '.ACFSstringsnapsstring' directory

Cause: Snap remaster failed to remove the deleted snapshot names from the indicated directory. Refer to accompanying messages for more information on the problem.

Action: Correct the problem indicated by the other messages. If the solution is not clear, contact Oracle Support Services.

ADVM-12214: failed to remove the remastered snapshot metadata from the snapshot information table

Cause: Snap remaster failed to snapshot information table metadata for the snapshot being remastered. Refer to accompanying messages for more information on the problem.

Action: Correct the problem indicated by the other messages. If the solution is not clear, contact Oracle Support Services.

ADVM-12215: failed to clear the snapshot storage allocation map

Cause: Snap remaster failed to remove the storage allocations for the deleted snapshots. Refer to accompanying messages for more information on the problem.

Action: Correct the problem indicated by the other messages. If the solution is not clear, contact Oracle Support Services.

ADVM-12216: failed to save the current per-node local directory metadata entries for reuse

Cause: Snap remaster failed to obtain the local directory metadata entries for each cluster node, so that this information could be used in the remastered snapshot. Refer to accompanying messages for more information on the problem.

Action: Correct the problem indicated by the other messages. If the solution is not clear, contact Oracle Support Services.

ADVM-12217: failed to initialize the locator block metadata and local directory block metadata inside the remastered snapshot

Cause: Snap remaster failed to initialize the remastered snapshot locator block metadata and the local directory block metadata using data from the original master. Refer to accompanying messages for more information on the problem.

Action: Correct the problem indicated by the other messages. If the solution is not clear, contact Oracle Support Services.

ADVM-12218: failed to initialize the global directory block inside the remastered snapshot

Cause: Snap remaster failed to initialize the remastered snapshot global directory block for the remastered snapshot. Refer to accompanying messages for more information on the problem.

Action: Correct the problem indicated by the other messages. If the solution is not clear, contact Oracle Support Services.

ADVM-12219: remastering snapshot '*string*' failed

Cause: A 'snap remaster' command failed. Refer to accompanying messages for more information on the problem.

Action: Correct the problem indicated by the other messages. If the solution is not clear, contact Oracle Support Services.

ADVM-12220: The continue option failed because there was no incomplete remastered snapshot.

Cause: The snapshot remastering continue option was specified for a file system that was not an interrupted snapshot remastering.

Action: None

ADVM-12221: failed to allocate a *number* byte '*string*' buffer

Cause: There was insufficient memory to allocate working structures.

Action: Contact Oracle Support Services.

ADVM-12222: failed to read '*string*' from disk\n offset *string* size *number*

Cause: Snap remaster failed to read the indicated data structure from the file system. Refer to accompanying messages for more information on the problem.

Action: Correct the problem indicated by the other messages. If the solution is not clear, contact Oracle Support Services.

ADVM-12223: failed to read '*string*' file entry *number* from disk\n offset *string* size *number*

Cause: Snap remaster failed to read the indicated file entry metadata from the file system. Refer to accompanying messages for more information on the problem.

Action: Correct the problem indicated by the other messages. If the solution is not clear, contact Oracle Support Services.

ADVM-12224: Failed to change the on-disk File Entry Table starting location (*_VolFETALPosition*).

Cause: Snap remaster failed to write the new File Entry Table starting offset to the remastered file system. Refer to accompanying messages for more information on the problem.

Action: Correct the problem indicated by the other messages. If the solution is not clear, contact Oracle Support Services.

ADVM-12225: failed to initialize extent 'Up Header' offsets and mark deleted snapshot file entries as free

Cause: Snap remaster failed to change the file extent 'Up Header' offsets so they are pointing to the remastered File Entry Table and to change the state of deleted snapshot file entries to available for allocation as new files. Refer to accompanying messages for more information on the problem.

Action: Correct the problem indicated by the other messages. If the solution is not clear, contact Oracle Support Services.

ADVM-12226: failed to read the file entry for the master file system File Entry Table

Cause: Snap remaster failed to read the file entry for the master File Entry Table. Refer to accompanying messages for more information on the problem.

Action: Correct the problem indicated by the other messages. If the solution is not clear, contact Oracle Support Services.

ADVM-12227: unexpected mode *string* in *string*

Cause: The reported function detected the wrong mode.

Action: Contact Oracle Support Services.

ADVM-12228: The Oracle ASM Dynamic Volume Manager (Oracle ADVM) compatibility attribute for the disk group is less than *number.number*.

Cause: The snapshot remaster operation was rejected because the ADVM disk group compatibility had not been upgraded to the indicated version, which is required for that command.

Action: Use the Oracle ASM Configuration Assistant (ASMCA) tool or the SQL ALTER DISKGROUP statement to upgrade the disk group compatibility (COMPATIBLE.ADVM attribute) to the specified version and then re-issue the original command. If the disk group compatibility cannot be upgraded, update the ACFS compatibility using the 'acfsutil compat set' command and then re-issue the original command.

ADVM-12229: Replication must be terminated before the volume can be remastered.

Cause: A 'snap remaster' command was issued for a volume that was being replicated.

Action: 'snap remaster' cannot be performed on a file system that is being replicated. If appropriate, terminate replication on this file system with the command 'acfsutil repl terminate primary *mountpoint*'.

ADVM-12230: failed to find the snapshot '*string*'

Cause: The specified snapshot was not found.

Action: Make sure the snapshot name is correct.

ADVM-12231: failed to initialize file ID *number* for access

Cause: Snap remaster failed to initialize data structures allowing access to the indicated file ID.

Action: Run the ACFS Fixer.

ADVM-12232: failed to create a file access structure for file ID *number*

Cause: Snap remaster failed to create a structure for accessing the indicated file ID. Refer to accompanying messages for more information on the problem.

Action: Correct the problem indicated by the other messages. If the solution is not clear, contact Oracle Support Services.

ADVM-12233: failed to access the remastered File Entry Table using file ID *number*

Cause: Snap remaster failed to read the File Entry Table for the remastered snapshot. Refer to accompanying messages for more information on the problem.

Action: Correct the problem indicated by the other messages. If the solution is not clear, contact Oracle Support Services.

ADVM-12234: failed to access the Snap Map file entry at file ID: *number*

Cause: Snap remaster failed to read the file entry for the Snap Map using the indicated file ID. Refer to accompanying messages for more information on the problem.

Action: Correct the problem indicated by the other messages. If the solution is not clear, contact Oracle Support Services.

ADVM-12235: failed to access the '*string*' file entry at file ID: *number*

Cause: Snap remaster failed read the file entry for the indicated metadata using the indicated file ID. Refer to accompanying messages for more information on the problem.

Action: Correct the problem indicated by the other messages. If the solution is not clear, contact Oracle Support Services.

ADVM-12236: failed to access the Global BitMap file entry at file ID: *number*

Cause: Snap remaster failed to read the file entry for the Global BitMap using the indicated file ID. Refer to accompanying messages for more information on the problem.

Action: Correct the problem indicated by the other messages. If the solution is not clear, contact Oracle Support Services.

ADVM-12237: failed to read the file extent map for file ID *number*

Cause: Snap remaster failed to read file storage allocation information for the file ID indicated file. Refer to accompanying messages for more information on the problem.

Action: Correct the problem indicated by the other messages. If the solution is not clear, contact Oracle Support Services.

ADVM-12238: metadata write failed\n offset *string* size *number* file ID *number*

Cause: An attempt to write metadata of the indicated file ID failed. Refer to accompanying messages for more information on the problem.

Action: Correct the problem indicated by the other messages. If the solution is not clear, contact Oracle Support Services.

ADVM-12239: metadata copy failed\n file offset *string* size *number* file ID *number*

Cause: An attempt to write copied metadata to the indicated file ID failed. Refer to accompanying messages for more information on the problem.

Action: Correct the problem indicated by the other messages. If the solution is not clear, contact Oracle Support Services.

ADVM-12240: initializing metadata failed\n file offset *string* size *number* file ID *number*

Cause: An attempt to write initialized metadata to the indicated file ID failed. Refer to accompanying messages for more information on the problem.

Action: Correct the problem indicated by the other messages. If the solution is not clear, contact Oracle Support Services.

ADVM-12241: updating metadata failed\n file offset *string size number* file ID *number*

Cause: An attempt to write updated metadata to the indicated file ID failed. Refer to accompanying messages for more information on the problem.

Action: Correct the problem indicated by the other messages. If the solution is not clear, contact Oracle Support Services.

ADVM-12242: failed to update the extent headers with the new file ID *number* for the moved file entry

Cause: An error occurred while attempting to update the file extent headers with the new file ID after the file's file entry was moved to the remastered File Entry Table. Refer to accompanying messages for more information on the problem.

Action: Correct the problem indicated by the other messages. If the solution is not clear, contact Oracle Support Services.

ADVM-12243: failed to access the Accelerator Global BitMap file entry at file ID: *number*

Cause: Snap remaster failed to read the indicated file entry for the Accelerator Global BitMap. Refer to accompanying messages for more information on the problem.

Action: Correct the problem indicated by the other messages. If the solution is not clear, contact Oracle Support Services.

ADVM-12244: failed to read the snap map using file ID *number*

Cause: Snap remaster failed to initialize the snap entry table with snap map entries from the indicated file ID. Refer to accompanying messages for more information on the problem.

Action: Correct the problem indicated by the other messages. If the solution is not clear, contact Oracle Support Services.

ADVM-12245: failed to update the file extent parent pointers for file ID: *number*

Cause: An error occurred while attempting to update the file extent parent pointer after the file's file entry was moved to the remastered File Entry Table. Refer to accompanying messages for more information on the problem.

Action: Correct the problem indicated by the other messages. If the solution is not clear, contact Oracle Support Services.

ADVM-12246: failed to release file ID *number* file entry

Cause: An error occurred while releasing the indicated file entry. Refer to accompanying messages for more information on the problem.

Action: Correct the problem indicated by the other messages. If the solution is not clear, contact Oracle Support Services.

ADVM-12247: failed to fetch the remastered snapshot Global directory metadata: file ID *number*

Cause: Snap remaster failed to read the Global directory metadata using the indicated file ID from the remastered File Entry Table. Refer to accompanying messages for more information on the problem.

Action: Correct the problem indicated by the other messages. If the solution is not clear, contact Oracle Support Services.

ADVM-12248: failed to rebuild directory '*string*': file ID *number*

Cause: Snap remaster failed to reconstruct the indicated file system directory after deleted files were removed. Refer to accompanying messages for more information on the problem.

Action: Correct the problem indicated by the other messages. If the solution is not clear, contact Oracle Support Services.

ADVM-12249: failed to allocate storage from the Global BitMap file ID: *number*

Cause: Snap remaster failed to find free storage in the Global BitMap. Refer to accompanying messages for more information on the problem.

Action: Correct the problem indicated by the other messages. If the solution is not clear, contact Oracle Support Services.

ADVM-12250: failed to find an expected *string* data structure on an in-memory linked list

Cause: Snap remaster failed to find the indicated data structure.

Action: Contact Oracle Support Services.

ADVM-12251: failed to add file ID *number* to the File Entry Table free list

Cause: Snap remaster failed to add the indicated file ID to the remastered File Entry Table list of available for reuse file entries. Refer to accompanying messages for more information on the problem.

Action: Correct the problem indicated by the other messages. If the solution is not clear, contact Oracle Support Services.

ADVM-12252: failed to add file ID *number* to the in-memory file entry cache

Cause: Snap remaster failed to read the indicated file ID and add it to the file entry cache for reuse in the remastered snapshot. Refer to accompanying messages for more information on the problem.

Action: Correct the problem indicated by the other messages. If the solution is not clear, contact Oracle Support Services.

ADVM-12253: failed to update file ID *number* storage

Cause: An error occurred while updating the indicated file entry's storage. Refer to accompanying messages for more information on the problem.

Action: Correct the problem indicated by the other messages. If the solution is not clear, contact Oracle Support Services.

ADVM-12254: failed to remove the file ID *number* storage

Cause: An error occurred while removing the indicated file entry's storage. Refer to accompanying messages for more information on the problem.

Action: Correct the problem indicated by the other messages. If the solution is not clear, contact Oracle Support Services.

ADVM-12255: failed to delete file names from directory '*string*'

Cause: Snap remaster failed to delete the files in the indicated directory. Refer to accompanying messages for more information on the problem.

Action: Correct the problem indicated by the other messages. If the solution is not clear, contact Oracle Support Services.

ADVM-12256: failed to delete all the .ACFSstringreplstring subdirectories

Cause: Snap remaster failed to delete all the subdirectories in the indicated directory. Refer to accompanying messages for more information on the problem.

Action: Correct the problem indicated by the other messages. If the solution is not clear, contact Oracle Support Services.

ADVM-12257: Snapshot 'string' replication must be terminated before the volume can be remastered.

Cause: A 'snap remaster' command was issued for a volume that was replicating snapshots.

Action: 'snap remaster' cannot be performed on a file system that is being replicated. Terminate replication on this file system with the command 'acfsutil repl terminate primary *mountpoint*'.

ADVM-12258: cannot find the ACFS Checker and Fixer utility: string

Cause: The 'snap remaster' back-end utility (the ACFS Checker and Fixer) could not be found.

Action: Make sure ACFS has been properly installed. If the solution is not clear, contact Oracle Support Services.

ADVM-12259: ACFS Checker and Fixer returned an error.

Cause: The 'snap remaster' back-end utility (ACFS Checker and Fixer) returned an error. Refer to accompanying messages for more information on the problem.

Action: Correct the problem indicated by the other messages. If the solution is not clear, contact Oracle Support Services.

ADVM-12260: ACFS Checker and Fixer failed to perform the 'snap remaster'\n command: string

Cause: The indicated ACFS Checker and Fixer command failed.

Action: Correct the problem indicated by the other messages. If the solution is not clear, contact Oracle Support Services.

ADVM-12261: Volume signature indicates 'snap remaster' was in progress.\n Signature: 'string'\n Use\n 'acfsutil snap remaster stringc string'\n to complete the 'snap remaster'.\n Or to reformat the volume, reissue string with the stringf option.

Cause: The volume signature indicates that 'snap remaster' was being run on this volume.

Action: Make sure 'snap remaster' is not being run on another node or by another user. If 'snap remaster' had been started and then aborted, use the 'acfsutil snap remaster -c *device*' command to continue the interrupted snapshot remastering.

ADVM-12262: 'snap remaster' rejected because this file system uses an accelerator volume.

Cause: 'snap remaster' command was issued for a file system with an accelerator volume.

Action: None

ADVM-12263: ACFS Plugins must be disabled before the file system can be remastered.

Cause: An 'acfsutil snap remaster' command was rejected because the specified file system had Oracle ACFS plug-ins enabled.

Action: If appropriate, disable ACFS Plug-ins with the command 'acfsutil plugin disable *mountpoint*' and retry the operation.

ADVM-12264: ACFS Plugins are enabled on node: *string*.

Cause: An 'acfsutil snap remaster' command was rejected because the specified file system had Oracle ACFS plug-ins enabled on the indicated node.

Action: If appropriate, disable ACFS Plug-ins with the command 'acfsutil plugin disable *mountpoint*' and retry the operation.

ADVM-12265: 'snap remaster' cannot be used on a file system with ACFS security.

Cause: An 'acfsutil snap remaster' command was rejected because the specified file system had Oracle ACFS security enabled.

Action: None

ADVM-12266: 'snap remaster' cannot be used on a file system with ACFS encryption.

Cause: An 'acfsutil snap remaster' command was rejected because the specified file system had Oracle ACFS encryption enabled.

Action: None

ADVM-12267: failed to clean the .ACFS directory tree

Cause: An attempt to remaster an Oracle ACFS snapshot failed to clean the .ACFS directory tree. The accompanying messages provide detailed failure information.

Action: Correct the problem indicated by the other error messages. Use the 'acfsutil snap remaster -c *device*' command to continue the interrupted snapshot remastering.

ADVM-12268: failed to copy the .ACFS directory tree to the snapshot

Cause: An attempt to remaster an Oracle ACFS snapshot failed to copy the .ACFS directory tree to the snapshot. The accompanying messages provide detailed failure information.

Action: Correct the problem indicated by the other error messages. Use the 'acfsutil snap remaster -c *device*' command to continue the interrupted snapshot remastering.

ADVM-12269: failed to update directory *string*

Cause: An attempt to remaster an Oracle ACFS snapshot failed to update the indicated directory. The accompanying messages provide detailed failure information.

Action: Correct the problem indicated by the other error messages. Use the 'acfsutil snap remaster -c *device*' command to continue the interrupted snapshot remastering.

ADVM-13000: unable to determine the cluster type

Cause: When attempting to determine the type of cluster the local server was a part of, an error was returned. The additional error messages provide more detailed failure information.

Action: Examine the accompanying messages, address issues and retry. If unable to resolve issues, contact Oracle Support Services.

ADVM-13001: insufficient privileges - ASM administrator group access required

Cause: A requested advmutil operation was rejected because the user did not have the required ASM Administrator privilege.

Action: Retry the command from an account with the required privilege.

ADVM-13002: Command is not supported on a cluster of the current type.

Cause: A requested advmutil operation was rejected because the operation could only be run on a Domain Services Cluster.

Action: Verify that this command is the correct command to execute, and if so, retry the command on a Domain Services Cluster.

ADVM-13016: A failure occurred while updating the currently active export list for cluster '*string*'.

Cause: An advmutil export command could not complete because an error occurred when attempting to modify the currently active configuration for the indicated cluster. Accompanying messages provide further failure details.

Action: Examine the accompanying messages, address any issues raised and retry the original request.

ADVM-13034: insufficient file space - requested: *string* available: *string*

Cause: An advmutil command failed because writing the file required the indicated additional space when only the indicated space was available.

Action: Use a requested file size that fits in the storage repository's free space, or create additional space within the storage repository.

ADVM-13035: missing *exportName*

Cause: An advmutil export command was rejected because the *exportName* argument was not specified.

Action: Reissue the command, specifying the *exportName* on the command line.

ADVM-13036: The location '*string*' exists but is not a directory.

Cause: An advmutil export command was rejected because the indicated location for the storage repository exists on disk and is not a directory.

Action: To use the indicated location, remove the conflicting object and retry the command. Otherwise, retry the command specifying a location that is a directory or does not exist.

ADVM-13037: missing *storageRepo*

Cause: An advmutil export command was rejected because the *storageRepo* argument was not specified.

Action: Reissue the command, specifying the *storageRepo* on the command line.

ADVM-13038: The specified '*exportName*' is longer than the maximum length of *number*.

Cause: An advmutil export command was rejected because the *exportName* exceeded the indicated maximum length.

Action: Retry the command, specifying an *exportName* with a length less than or equal to the indicated maximum length.

ADVM-13039: The *storageRepo/exportName* '*string*' exists but is not a file.

Cause: A requested operation failed because it expected the location pointed to by the specified *storageRepo* and *exportName* to be a file or not to exist. The path pointed to an existing on disk object that was not a file.

Action: To use the indicated location, remove the conflicting object and retry the command. Otherwise, retry the command specifying a location that is a file or does not exist.

ADVM-13040: missing *clusterName*

Cause: An advmutil export command was rejected because the *clusterName* was not specified.

Action: Retry the commmand, specifying the *clusterName* on the command line.

ADVM-13041: The export '*string*' for cluster '*string*' already exists as file path '*string*'.

Cause: An advmutil export create command was rejected because a file already exists on disk at the indicated location.

Action: To continue using this file, rerun the advmutil export create command with the [-f *force*] option. Otherwise, remove the existing export using the command 'advmutil export delete' and retry the command 'advmutil export create' using the specified name.

ADVM-13042: unable to create file '*string*'

Cause: An operation to create the indicated file in a specified storage repository failed. Additional error messages provide more information.

Action: Examine the accompanying messages, address issues, and retry.

ADVM-13043: missing *size* option

Cause: An advmutil export command was rejected because the *size* argument was not specified.

Action: Reissue the commmand, specifying the *size* on the command line.

ADVM-13044: Unable to determine the GUID for cluster '*string*'.

Cause: The requested operation could not proceed because it was unable to determine the Globally Unique Identifier (GUID) for the indicated cluster name. The accompanying messages provide further failure details.

Action: Examine the accompanying messages, address any issues raised and retry the original request. If the resolution is not clear, contact Oracle Support Services.

ADVM-13047: Invalid file size *string* is smaller than the minimum supported file size *string*.

Cause: The requested operation was rejected because the indicated size is smaller than the indicated supported minimum file size.

Action: Retry the command, specifying a larger file size than the indicated minimum.

ADVM-13048: The file path for exportName '*string*' is longer than the maximum allowed '*number*' characters.

Cause: The command was rejected because the provided arguments for *storageRepo*, *clusterName*, and *exportName* resulted in a file path *storageRepo/clusterGUID/exportName* that was longer than the indicated maximum path length.

Action: Retry the command, specifying a smaller *storageRepo* and *exportName* so that the combined length is less than the indicated maximum.

ADVM-13049: The location '*string*' is not a mounted ACFS file system.

Cause: An advmutil export create command failed because the indicated location, specified as *storageRepo*, was not an ACFS file system.

Action: Retry the command, ensuring that the location specified for *storageRepo* is an ACFS file system.

ADVM-13050: file '*string*' does not exist

Cause: An advmutil export command failed because the operation expected the file to exist at the indicated location.

Action: Retry the command, ensuring the arguments specifying *fileName*, *clusterName*, *storageRepo* used to create the path name are correct.

ADVM-13051: The export name '*string*' on storage repository '*string*' does not exist for cluster '*string*'.

Cause: An advmutil export remove command failed because the specified export name does not exist.

Action: Retry the command, specifying a valid export name.

ADVM-13052: Failed to create export '*string*' for cluster '*string*'.

Cause: An advmutil export create command failed because the specified export could not be created. The accompanying messages provide further failure details.

Action: Examine the accompanying messages, address any issues raised and retry the original request.

ADVM-13061: missing *exportName* or *storageRepo*

Cause: An advmutil export remove command failed because both *exportName* and *storageRepo* must be specified on the command line, and one of them was not specified.

Action: Retry the command specifying *storageRepo* and *exportName*.

ADVM-13062: File '*string*' does not exist.

Cause: An advmutil export remove command failed because it expected the indicated location specified by *storageRepo*, *clusterName*, and *exportName* to contain a file and no file was found.

Action: Retry the command, specifying valid arguments for *storageRepo*, *clusterName*, and *exportName* which point to a file.

ADVM-13065: unable to delete file '*string*': error '*number*'

Cause: An attempt to remove the indicated file with advmutil export remove failed. The indicated OS error and additional error messages provide more information.

Action: Examine the accompanying messages, address issues, and retry.

ADVM-13067: Unable to remove export '*string*' from cluster '*string*'.

Cause: While attempting to remove the indicated export from the indicated cluster advmutil export remove failed. The accompanying messages provide further failure details.

Action: Examine the accompanying messages, address any issues raised and retry the original request.

ADVM-13076: Invalid option '*string*' specified. Valid options are '*string*'.

Cause: An attempt to list the current exports using the advmutil export list command was rejected because the indicated option specifier is not a valid argument for the option argument.

Action: Retry the command specifying a valid list of comma separated options.

ADVM-13077: Invalid group type '*string*' specified. Valid groups are 'clusterName',clusterGUID', 'storageRepo'.

Cause: An attempt to list the current exports using the `advmutil export list` command was rejected because the specified group type was not a valid group type.

Action: Retry the command specifying a valid group type.

ADVM-13078: Unable to find the cluster name for the GUID '*string*'.

Cause: An attempt to list the current exports using the `advmutil export list` command was rejected because it was unable to determine the cluster name from the Globally Unique Identifier (GUID). The accompanying messages provide further failure details.

Action: Examine the accompanying messages, address any issues raised and retry the original request. If the resolution is not clear, contact Oracle Support Services.

ADVM-13079: More options specified to the options argument than the maximum allowed *number* options.

Cause: An `advmutil export list` command was rejected because more options were specified than the indicated maximum.

Action: Retry command specifying less options than the indicated maximum.

ADVM-13081: Export list failed.

Cause: An attempt to list the current export configuration failed because the system call to retrieve the export information failed. The accompanying messages provide further failure details.

Action: Examine the accompanying messages, address any issues raised and retry the original request.

ADVM-13092: Invalid file size or size delta specified.

Cause: An `advmutil export resize` command was rejected because an invalid file size or file size delta was specified.

Action: Retry the command, specifying a file size or a size delta greater than zero.

ADVM-13093: resulting file size is less than zero

Cause: An `advmutil export resize` command was rejected because the final file size, calculated from the original size and the size delta, was zero or less.

Action: Retry the command, specifying a size delta that results in a file size greater than zero.

ADVM-13103: no available sequence number

Cause: An attempt to create a new transport using the `advmutil transport create` command failed because all of the available transport sequence numbers for the specified transport type were in use.

Action: Use the '`advmutil transport remove`' command to delete an existing transport that is not in use. Then retry the '`advmutil transport create`' command.

ADVM-13115: missing *transportID*

Cause: An attempt to remove a transport was rejected because the *transportID* argument was not specified."

Action: Retry the command, specifying the *transportID* on the command line.

ADVM-13116: invalid *transportType* 'string'

Cause: An attempt to remove a transport was rejected because the indicated *transportID* was not specified in the form '*transportType.sequenceNumber*'.

Action: Retry the command, specifying the *transportID* using the correct format.

ADVM-13117: The transport '*string.string*' does not exist for cluster '*string*'.

Cause: An attempt to remove the indicated transport failed because the transport does not exist for the indicated cluster name.

Action: Verify the available *transportIDs* for this cluster by using the 'advmutil transport list' command. Retry the command, specifying a valid *transportID*.

Alternatively, retry the command specifying a different cluster name for which the specified *transportID* is valid.

ADVM-13119: No eligible exports were found.

Cause: No exports exist for the specified input criteria.

Action: Informational.

ADVM-13130: Both *clusterName* and *clusterGUID* were specified on the command line.

Cause: An attempt to list the configured transports was rejected because both the *clusterName* and the *clusterGUID* were specified on the command line.

Action: Retry the command, specifying either a *clusterName*, a *clusterGUID*, or neither.

ADVM-13131: missing *clusterName* or *clusterGUID*

Cause: An attempt to list the configured transports was rejected because a *transportID* was specified without also specifying a *clusterGUID* or a *clusterName* on the command line.

Action: Retry the command, specifying either a *clusterName* or a *clusterGUID* when specifying a *transportID*.

ADVM-13132: missing *transportID* argument

Cause: An attempt to list a configured transport was rejected because the verbose option was specified without specifying a *transportID*.

Action: Retry the command, specify either a *transportID* and verbose option, or removing the verbose option.

ADVM-13133: No eligible transports were found.

Cause: No transports exist for the specified input criteria.

Action: Informational

ADVM-13150: unknown system call failure - 'ASDO_E_FAILURE'

Cause: The requested operation failed because of an unhandled kernel ioctl error. The accompanying messages provide further failure details.

Action: Contact Oracle Support Services.

ADVM-13151: invalid user address passed to the 'oracleadm' driver - 'ASDO_E_FAULT'

Cause: The requested operation failed because the oracleadm driver attempted to access an invalid user memory address.

Action: Contact Oracle Support Services.

ADVM-13152: GUID for the cluster name not found - 'ASDO_E_GUID_NOT_FOUND'

Cause: The requested operation could not determine the Globally Unique Identifier. Additional messages may accompany this to provide further failure details.

Action: Examine any additional messages, address any issues raised, and retry the original command. Additionally, verify the cluster name is valid, and retry the command specifying a valid cluster name. Finally, contact Oracle Support Services.

ADVM-13153: invalid argument - 'ASDO_E_INVAL_ARG'

Cause: The requested operation failed because an invalid argument was passed to a system call.

Action: Contact Oracle Support Services.

ADVM-13154: invalid system call opcode - 'ASDO_E_INVAL_TYPE'

Cause: The requested operation failed because an invalid opcode was passed to a system call.

Action: Contact Oracle Support Services.

ADVM-13155: specified storage repository not mounted - 'ASDO_E_REPOMOUNT_NOT_FOUND'

Cause: The requested operation failed because the storage repository was not mounted.

Action: Verify that the specified storage repository is a valid ACFS file system. Use 'advmutil export list' to determine if the storage repository is listed as a valid storage repository. Retry the command, specifying a valid storage repository.

ADVM-13156: required file path not found - 'ASDO_E_PATH_NOT_FOUND'

Cause: The requested operation failed because the kernel could not find the required path.

Action: Contact Oracle Support Services.

ADVM-13157: repository directory not found - 'ASDO_E_REPOPATH_NOT_FOUND'

Cause: The command failed because the required repository directory was not found.

Action: Contact Oracle Support Services.

ADVM-13158: insufficient memory - 'ASDO_E_NOMEM'

Cause: The command failed because the 'oracleadvn' driver could not allocate sufficient kernel memory to perform the operation.

Action: Terminate un-needed processes that may be consuming kernel memory. Retry the command.

ADVM-13170: export lsof ioctl failed

Cause: An attempt to list active exports on the storage repository failed because the system call to retrieve the export information failed. The accompanying messages provide further failure details.

Action: Examine the accompanying messages, address any issues raised and retry the original request.

ADVM-13171: getCurNumExports ioctl failed

Cause: An attempt to list active exports on the storage repository failed because the system call to retrieve the export information failed.

Action: Contact Oracle Support Services.

ADVM-13175: Unable to determine the ADVM volume device name for the ACFS mount point '*string*'.

Cause: An attempt to list active exports failed because the system call to find the ADVM volume device for the ACFS mount point failed. Additional error messages may have accompanied this message, providing further failure details.

Action: Ensure that the indicated mount point is the intended mount point and is a mounted ACFS file system, then retry the command. Otherwise retry the command specifying the correct mount point.

ADVM-13190: Command is not supported on a cluster of the current type.

Cause: A requested advmutil operation was rejected because the operation could only be run on a Member Cluster.

Action: Verify that this command is the correct command to execute, and if so, retry the command on a Member Cluster.

ADVM-13191: missing *nodeName*

Cause: An attempt to list the transport sessions was rejected because the *nodeName* argument was not specified.

Action: Retry the command, specifying a valid *nodeName* argument.

ADVM-13192: invalid sequence number *number*

Cause: An attempt to list a specific transport session was rejected because the indicated sequence number was out-of-range.

Action: Retry the command, specifying a sequence number between 0 - 999 (inclusive).

ADVM-13193: Node '*string*' does not exist on this cluster.

Cause: An attempt to list active sessions for the indicated node failed because the specified node is not a member of this cluster.

Action: Retry the command, specifying a node that is a member of this cluster.

ADVM-13194: invalid transport type '*string*' specified

Cause: An attempt to list sessions for the indicated transport failed because an invalid transport type was specified on the command line.

Action: Refer to the documentation for valid transport types. Retry the command, specifying a valid transport type.

ADVM-13195: No eligible sessions were found.

Cause: No sessions exist for the specified input criteria.

Action: Informational.



ADVMK-00001 to ADVMK-00028

ADVMK-00001: Module load succeeded. Build information: %2 %3 %4 built on %5.
Cause: The ADVM driver was started.

Action: None, this is informational.

ADVMK-00002: Module load failed with status %2. Build information: %3 %4 %5 built on %6.

Cause: There was a problem the prevented the ADVM driver from loading.

Action: Reboot the system.If this happens again please report this error to Oracle Support Services.

ADVMK-00003: Module unloaded.

Cause: The ADVM driver was unloaded.

Action: None, this is informational.

ADVMK-00004: Volume %2 in diskgroup %3 created.

Cause: An ADVM volume was created.

Action: None, this is informational.

ADVMK-00005: The attempt to create volume %2 in diskgroup %3 failed.

Cause: Informational.

Action: None

ADVMK-00006: Volume %2 in diskgroup %3 disabled.

Cause: The ADVM volume was disabled or deleted.

Action: None, this is informational.

ADVMK-00007: The attempt to disable volume %2 in diskgroup %3 failed.

Cause: Informational.

Action: None

ADVMK-00008: The attempt to open/mount volume %2 in diskgroup %3 failed.

Cause: Informational.

Action: None

ADVMK-00009: Volume %2 in diskgroup %3 resized, new size is %4 MB.

Cause: An ADVM volume was resized.

Action: None, this is informational.

ADVMK-00010: Mirror recovery for volume %2 in diskgroup %3 started.

Cause: A volume needing recovery was mounted.

Action: None, this is informational.

ADVMK-00011: Mirror recovery for volume %2 in diskgroup %3 completed.

Cause: Mirror recovery finished successfully.

Action: None, this is informational.

ADVMK-00012: Mirror recovery for volume %2 in diskgroup %3 failed.

Cause: Volume mirror recovery failed.

Action: Report this error to Oracle Support Services.

ADVMK-00013: Cluster reconfiguration started.

Cause: Informational.

Action: None

ADVMK-00014: Cluster reconfiguration completed.

Cause: Informational.

Action: None

ADVMK-00015: Cluster reconfiguration failed.

Cause: Informational. .

Action: None

ADVMK-00016: The ASM instance was shutdown.

Cause: ASM was shutdown.

Action: None, this is informational.

ADVMK-00017: The ASM instance terminated unexpectedly. All ADVM volumes will be taken offline.

Cause: ASM aborted or was shutdown with the 'abort' keyword.

Action: Close all applications using these volumes and unmount the file systems.

After restarting the instance, you may need to re-enable the volumes for use.

ADVMK-00018: Diskgroup %2 was dismounted with the force option. All ADVM volumes in this diskgroup will be taken offline.

Cause: The diskgroup was force dismounted.

Action: Close all applications using these volumes and unmount the file systems.

After re-mounting the diskgroup, you may need to re-enable the volumes for use.

ADVMK-00019: Volume %2 in disk group %3 was taken offline, all attempts to read or write to this volume will fail.

Cause: The volume was in use when either ASM aborted, or the diskgroup containing the volume was force dismounted.

Action: The volume must be dismounted.

ADVMK-00020: A read error was reported to the ASM instance for volume %2 in diskgroup %3.

Cause: A I/O read request returned failure from one of the disks hosting the volume.

Action: None, this is informational.

ADVMK-00021: A write error was reported to the ASM instance for volume %2 in disk group %3.

Cause: A I/O write request return failure from one of the disks hosting the volume.

Action: None, this is informational.

ADVMK-00022: An internal error occurred.

Cause: An internal ADVM error occurred.

Action: Report this error to Oracle Support Services.

ADVMK-00023: Volume name collision between %2 and %3.

Cause: Volume name collision occurred.

Action: None, this is informational.

ADVMK-00024: WARNING: the OKS and ADVM drivers have different build information.

Cause: Warning - The ADVM label version should match the OKS label version.

Action: None

ADVMK-00025: ADVM build %2.

Cause: Informational.

Action: None

ADVMK-00026: ADVM contains fixes '%2'.

Cause: Informational.

Action: None

ADVMK-00027: OKS build %2.


Cause: Informational.

Action: None

ADVMK-00028: OKS contains fixes '%2'.

Cause: Informational.

Action: None



AMDU-00200 to AMDU-00503

AMDU-00200: Unable to read [number] bytes from Disk Nnumber at offset [number]

Cause: A read operation failed for the reported disk.

Action: Ensure that the disk is functioning properly.

AMDU-00201: Disk Nnumber: 'string'

Cause: An error occurred with the reported disk. This message indicates the disk path name for the AMDU reported disk number.

Action: Refer to additional message(s) for details.

AMDU-00202: Cannot reopen disk Nnumber

Cause: Attempt to reopen disk failed.

Action: Ensure that the disk is functioning properly.

AMDU-00203: File Deleted. Cannot extract file string.

Cause: Specified ASM file does not exist.

Action: Correct the ASM file number or name specified for extract.

AMDU-00204: Disk Nnumber is in currently mounted diskgroup string.

Cause: Specified ASM file does not exist.

Action: Ensure that the ASM file number or name is specified correctly.

AMDU-00205: Disk Nnumber open failed during deep discovery.

Cause: Attempt to open disk failed during discovery.

Action: Ensure that the disk is functioning properly.

AMDU-00206: Shallow discovery failed for string with asmlib string.

Cause: Attempt to discover ASMLIB disks failed.

Action: Contact Oracle Support Services.

AMDU-00207: Shallow discovery failed for string.

Cause: Attempt to discover disks failed.

Action: Contact Oracle Support Services.

AMDU-00208: File directory block not found. Cannot extract file string.

Cause: File directory block for specified file is out of bounds.

Action: Correct the ASM file number or name specified for extract.

**AMDU-00209: Corrupt block found: Disk Nnumber AU [number] block [number]
type [number]**

Cause: Block validation failed for reported block

Action: Contact Oracle Support Services.

AMDU-00210: No disks found in diskgroup *string*

Cause: No disks were discovered for the specified disk group.

Action: Ensure that the disk group name is entered correctly and that the member disks are discoverable.

AMDU-00211: Inconsistent disks in diskgroup *string*.

Cause: Disk discovery discovered disks with identical names in multiple disk groups.

Action: Specify the disk discovery string so as to avoid discovery of disks with nonunique names.

AMDU-00212: Scan of diskgroup *string* does not appear in report.

Cause: AMDU cannot locate information about the specified disk group in the report file.

Action: Ensure that the `-directory` option points to a directory with a report file and dump for the specified disk group.

AMDU-00213: Disk *Nnumber* not found for group *string*

Cause: AMDU encountered a map file entry for a disk that does not exist in the the report file. The mapfile may have been corrupted.

Action: Re-create the original dump. If the operation still fails, contact Oracle Support Services.

AMDU-00214: Image files were not created for diskgroup *string*.

Cause: The original AMDU dump request specified `-noimage`.

Action: Re-create the AMDU dump including image files.

AMDU-00215: Mirror miscompares on *number* blocks of file *string*

Cause: Comparison of mirrored blocks revealed mismatches.

Action: Contact Oracle Support Services.

AMDU-00216: 0xbadfda7a written to *number* blocks of file *string*

Cause: AMDU was unable to read a number of blocks from the disk. It has written "0xbadfda7a" in place of these blocks.

Action: Contact Oracle Support Services.

AMDU-00217: Invalid block num1 = [*string*], num2 = [*string*], error = [*string*]

Cause: Block validation failed with reported block

Action: Contact Oracle Support Services.

AMDU-00218: Voting file not found. Cannot extract file *string*.

Cause: Voting file is not present in specified disk group.

Action: Ensure that the disk group name is specified correctly.

AMDU-00219: Inconsistent block found: Disk *Nnumber* AU [*number*] block [*number*] type [*number*].

Cause: Block validation failed when the disk group was mounted.

Action: Dismount the disk group and try the operation again.

**AMDU-00500: Operating system dependent operation:*string* failed with status:
*string***

Cause: There was an operating system call error.

Action: Contact Oracle Support Services.

AMDU-00501: Operating system failure message: *string*

Cause: There was an operating system call error.

Action: Contact Oracle Support Services.

AMDU-00502: failure occurred at: *string*

Cause: There was an operating system call error.

Action: Contact Oracle Support Services.

AMDU-00503: additional information: *string*

Cause: There was an operating system call error.

Action: Contact Oracle Support Services.



ASMCMD-08001 to ASMCMD-09546

ASMCMD-08001: diskgroup '*string*' does not exist or is not mounted

Cause: An operation failed because the diskgroup specified did not exist or was not mounted by the current Oracle Automatic Storage Management (Oracle ASM) instance.

Action: Verify that the diskgroup name specified is valid, that the diskgroup exists, and that the diskgroup is mounted by the current Oracle ASM instance.

ASMCMD-08002: entry '*string*' does not exist in directory '*string*'

Cause: The specified path contained elements that did not exist.

Action: Specify an existing Oracle ASM file path.

ASMCMD-08003: command disallowed by current instance type

Cause: ASMCMD was connected to an instance with an instance type other than Oracle Automatic Storage Management (Oracle ASM).

Action: Ensure you are connecting to an instance whose INSTANCE_TYPE parameter is Oracle ASM.

ASMCMD-08004: Oracle ASM file path '*string*' contains an invalid alias name

Cause: The path specified contained an invalid alias name.

Action: Specify a valid path.

ASMCMD-08005: directory '*string*' is ambiguous

Cause: The directory on which the command was executed translated to multiple matches.

Action: Specify a unique directory string.

ASMCMD-08006: entry '*string*' does not refer to an existing directory

Cause: The 'cd' command failed as the specified path did not exist.

Action: Specify an existing Oracle ASM file path.

ASMCMD-08007: unclosed single quotation mark

Cause: The input did not contain a closing single quotation mark.

Action: Close the single quotation mark properly.

ASMCMD-08008: both source '*string*' and target '*string*' cannot be from remote instances

Cause: The 'copy' command specified both source and target files that were on remote instances.

Action: Either the source file or the target file can be on the remote instance, but not both.

ASMCMD-08009: more than one source file specified, one of which is remote

Cause: The 'copy' command specified multiple source files, at least one of which was remote.

Action: When there are multiple source files, all of them must be on the local node only.

ASMCMD-08010: user name is not specified in remote instance connect string '*string*'

Cause: The user name was not specified in the remote instance connect string.

Action: Specify the user name in the remote instance connect string.

ASMCMD-08011: instance identifier is not specified in the remote instance connect string '*string*'

Cause: An instance identifier was not specified in the remote instance connect string.

Action: Specify an instance identifier in the remote instance connect string.

ASMCMD-08012: cannot determine file type for file

Cause: The file type was incompatible with the copy operation.

Action: Specify file types which are supported by Oracle Automatic Storage Management (Oracle ASM) such as CONTROLFILE, DATAFILE, etc.

ASMCMD-08013: cannot determine logical block size for file '*string*'

Cause: During the copy operation, the logical block size of the indicated file could not be determined. The file is corrupted or it is an internal error.

Action: Ensure that the source and destination files are valid and retry. If the source and destination files are valid, contact Oracle Support Services.

ASMCMD-08014: file '*string*' does not exist

Cause: The file specified did not exist.

Action: Specify a file that exists.

ASMCMD-08015: child '*string*' cannot be on remote instance

Cause: The 'setspareparent' command specified a child file that was on a remote instance.

Action: The child file cannot be on a remote instance.

ASMCMD-08016: copy source '*string*' and target '*string*' failed

Cause: The 'copy' command was not successful.

Action: Examine the accompanying error messages for details.

ASMCMD-08017: setting parent of child '*string*' to new parent '*string*' failed

Cause: The 'setspareparent' command was not successful.

Action: Examine the accompanying error messages for details.

ASMCMD-08018: more than one child file specified, one of which is remote

Cause: The 'setspareparent' command specified multiple child files, at least one of which was remote.

Action: When there are multiple child files, all of them must be on the local node only.

ASMCMD-08019: parent '*string*' cannot be on remote instance

Cause: The 'setspareparent' command specified a parent file that was on a remote instance.

Action: The parent file cannot be on a remote instance.

ASMCMD-08020: could not write into trace file

Cause: Writing to the trace file failed.

Action: Examine the accompanying error messages for details.

ASMCMD-08021: password cannot contain the following characters \$%%^&*()'" or tab

Cause: Invalid characters were found in the specified password.

Action: Supply a password which does not contain \$%%^&*()'" or tab.

ASMCMD-08022: unknown command '*string*' specified

Cause: An unknown command was specified.

Action: Enter a valid command; 'asmcmd help' will list valid commands.

ASMCMD-08023: copying password file using Oracle ASM requires software version '*string*' or later on host '*string*'

Cause: A request to copy a password file was issued to an Oracle Automatic Storage Management (Oracle ASM) instance whose version did not support that operation.

Action: Upgrade Oracle ASM to version 12.1 or later.

ASMCMD-08024: file number could not be determined for alias name '*string*'

Cause: The attempt to determine the file number for the specified alias was unsuccessful.

Action: Ensure that the discovery string corresponds to disks for the specified disk group.

ASMCMD-08025: Invalid file name specified. Absolute path name is required when there is no connection to Oracle ASM instance.

Cause: The specified file name did not begin with '+'. It is therefore treated as a relative path name which requires a connection to Oracle Automatic Storage Management.

Action: Specify an absolute path name for the file you wish to extract. Absolute path names begin with '+*diskgroup*'.

ASMCMD-08026: Password file '*string*' is in use. Use the force option.

Cause: A password file was specified, but it is used by other resources.

Action: Use the force option to share the given password file with other resources.

ASMCMD-08027: Password file '*string*' already exists. Use the force option to overwrite.

Cause: An attempt to create a password file failed because it already existed.

Action: Use the force option to overwrite an existing password file.

ASMCMD-08028: Password file '*string*' is associated with '*string*' already. Use the force option.

Cause: A password file was specified for a CRS resource, which already has a password file associated with it.

Action: Use the force option to associate new password file.

ASMCMD-08029: Cannot change diskgroup redundancy from '*string*' to '*string*'

Cause: The disk group redundancy must be either NORMAL or HIGH to perform this operation.

Action: Try again with a NORMAL or HIGH redundancy disk group.

ASMCMD-08030: file '*string*' specified with 'sparse_merge_end' cannot be on remote instance

Cause: The 'copy' command with the 'sparse_merge_end' option specified a file that was on a remote instance.

Action: The file cannot be on a remote instance.

ASMCMD-08031: more than one file specified with 'sparse_merge_begin' option

Cause: The 'copy' command specified multiple files with the 'sparse_merge_begin' option.

Action: Multiple files cannot be specified with the 'sparse_merge_begin' option.

ASMCMD-08032: target '*string*' cannot be on remote instance

Cause: The 'copy' command with the 'sparse_merge_begin' and 'sparse_merge_end' options specified a target file that was on a remote instance.

Action: The target file cannot be on a remote instance.

ASMCMD-08033: failure merging sparse files '*string*' through '*string*' to target '*string*'

Cause: The 'copy' command with the 'sparse_merge_begin' and 'sparse_merge_end' options was not successful.

Action: Examine the accompanying error messages for details.

ASMCMD-08034: sparse merge copy operation failure due to incorrect command syntax

Cause: The 'copy' command with the 'sparse_merge_begin' and 'sparse_merge_end' options was not successful due to incorrect command syntax.

Action: Check command line help for the correct syntax.

ASMCMD-08035: file specified with sparse_merge_begin and sparse_merge_end are the same - '*string*'

Cause: The 'copy' command specified same files for both the 'sparse_merge_begin' and 'sparse_merge_end' options.

Action: Make sure files specified with the 'sparse_merge_begin' and 'sparse_merge_end' options are different.

ASMCMD-08036: file '*string*' specified with 'sparse_merge_begin' cannot be on remote instance

Cause: The 'copy' command with the 'sparse_merge_begin' option specified a file that was on a remote instance.

Action: The file cannot be on a remote instance.

ASMCMD-08037: invalid system alias root path name '*string*'

Cause: An invalid system alias root path name was specified.

Action: Ensure that the 'dest_dbname' option is a non-null value and has only alphanumeric characters.

ASMCMD-08102: no connection to Oracle ASM; command requires Oracle ASM to run

Cause: A command that requires Oracle Automatic Storage Management (Oracle ASM) processing was issued but there was no connection to an Oracle ASM instance.

Action: Start the Oracle ASM instance and retry the command.

ASMCMD-08201: Oracle ASM not available\n *string*

Cause: During a copy operation, connection to the Oracle Automatic Storage Management (Oracle ASM) instance on the remote node failed.

Action: Check ASMCMD alert log for more information.

ASMCMD-08202: internal error: *string*

Cause: There was an internal error.

Action: Contact Oracle Support Services.

ASMCMD-08303: invalid SPFILE '*string*'

Cause: The specified server parameter file did not have a valid file type, a valid file size, or a valid block size.

Action: Specify a valid server parameter file.

ASMCMD-08305: GPNPTOOL executable not found at '*string*'

Cause: The GPNPTOOL executable was not found at the indicated location.

Action: Contact Oracle Support Services.

ASMCMD-08306: could not edit the GPnP profile

Cause: A 'gpnptool edit' command failed.

Action: Examine the accompanying error messages for details.

ASMCMD-08307: could not sign the GPnP profile

Cause: A 'gpnptool sign' command failed.

Action: Examine the accompanying error messages for details.

ASMCMD-08308: -f option cannot be used when Oracle Clusterware stack is up

Cause: The force option was supplied when the Oracle Clusterware stack was up.

Action: Remove the force option and retry.

ASMCMD-08309: could not check the status of cluster

Cause: The command 'crsctl check css' failed.

Action: Examine the accompanying error messages for details.

ASMCMD-08310: could not get the GPnP profile sequence number

Cause: An error occurred while retrieving the sequence number of the GPnP profile.

Action: Examine the accompanying error messages for details.

ASMCMD-08313: CRSCTL executable not found at '*string*'

Cause: The CRSCTL executable was not found at the indicated location.

Action: Contact Oracle Support Services.

ASMCMD-08314: could not set the disk string

Cause: The command 'srvctl modify asm -d *diskstring*' failed.

Action: Examine the accompanying error messages for details.

ASMCMD-08315: could not determine the mode in which Oracle Clusterware is running

Cause: The command 'crsctl status resource ora.crsd -init -g' failed.

Action: Examine the accompanying error messages for details.

ASMCMD-08316: SRVCTL executable not found at '*string*'

Cause: The SRVCTL executable was not found at the indicated location.

Action: Contact Oracle Support Services.

ASMCMD-08317: could not get the Oracle ASM disk string

Cause: The command 'srvctl config asm' to get the Oracle Automatic Storage Management (Oracle ASM) disk string failed.

Action: Examine the accompanying error messages for details.

ASMCMD-08318: environment variable '*string*' not set

Cause: The environment variable HOSTNAME was not set before running this command.

Action: Set the variable HOSTNAME and retry.

ASMCMD-08319: could not locate the GPnP profile

Cause: The Grid Plug and Play (GPnP) profile did not exist.

Action: Contact Oracle Support Services.

ASMCMD-08402: operation was not performed on the file *string*

Cause: Altering the diskgroup to change the owner, group, or permissions failed.

Action: Examine the accompanying error messages for details.

ASMCMD-08406: cannot accept null password

Cause: A null password was passed.

Action: A non-null password must be entered.

ASMCMD-08409: 'chmod' operation not allowed for *string*

Cause: A 'chmod' command specified the write-only permission.

Action: Specify a permission other than write-only and retry the command.

ASMCMD-08552: invalid diskgroup name '*string*'

Cause: An invalid diskgroup name was specified.

Action: Ensure that the command's -G option has a non-null value passed and has only alphanumeric characters.

ASMCMD-08554: invalid volume name '*string*'

Cause: An invalid volume name was specified.

Action: Ensure that the volume name is a non-null value and has only alphanumeric characters.

ASMCMD-08557: diskgroup '*string*' volume '*string*' not found

Cause: The specified diskgroup or volume was not found.

Action: Specify a valid diskgroup and volume.

ASMCMD-08558: invalid size multiplier specified

Cause: An invalid size multiplier was specified.

Action: Specify a numeric volume size terminating in 'K', 'k', 'M', 'm', 'G', 'g', T, or 't'.

ASMCMD-08559: invalid size specified

Cause: The size specified contained a valid size multiplier but contained other non-numeric characters.

Action: Specify a numeric volume size terminating in 'K', 'k', 'M', 'm', 'G', 'g', T, or 't'.

ASMCMD-08601: could not create the analyze directory

Cause: An internally issued 'mkdir' command failed to create the analyze directory.

Action: Examine the accompanying error messages for details.

ASMCMD-08602: time stamp format is not recognized

Cause: The format for time stamp was invalid.

Action: Specify a time stamp in the following format: Mon Sep 19 19:56:15 2011.

ASMCMD-08603: invalid value specified for 'tracedirectory'

Cause: The specified trace directory did not exist.

Action: Supply a valid trace directory which contains the set of logs and trace files that need to be analyzed.

ASMCMD-08604: Start time is later than end time. Please specify end time later than start time.

Cause: Inconsistent values for --starttime and --endtime options.

Action: Please specify the value of --endtime option later than the value of --starttime option

ASMCMD-08605: cannot read the event list file.\n

Cause: The event list file did not exist or could not be read

Action: Check if the file asmevents.xml exists under \$ORACLE_HOME/lib and you have read permissions.

ASMCMD-08608: invalid value for 'string' option: string

Cause: The provided value was not valid for the specified option.

Action: Correct the value and retry the command.

ASMCMD-08609: file group 'string' does not exist

Cause: The specified file group name did not exist.

Action: Specify the name of an existing file group.

ASMCMD-08610: cannot access 'string', no such XML file

Cause: The specified file did not exist.

Action: Specify the name of an existing file.

ASMCMD-08611: cannot read 'string', permission denied

Cause: Permission to read the specified file was not granted.

Action: Grant read permission for the file and retry.

ASMCMD-09345: could not open intermediate file '*string*'\n

Cause: During Oracle Automatic Storage Management (Oracle ASM) metadata backup operation, an attempt to open the intermediate file failed.

Action: Supply an existing file that can be read and written to by the current user.

ASMCMD-09347: invalid intermediate file '*string*'

Cause: The intermediate file did not begin with string '@diskgroup_set' or there was an error while evaluating the file contents.

Action: Ensure that the intermediate file begins with '@diskgroup_set' or contact Oracle Support Services.

ASMCMD-09349: diskgroup '*string*' not discovered by Oracle ASM instance; skipping...

Cause: A non-existent diskgroup was specified during execution of the 'md_backup' command.

Action: Specify a valid diskgroup and retry the command.

ASMCMD-09350: diskgroup '*string*' not mounted by Oracle ASM instance; skipping...

Cause: The diskgroup specified was not mounted in an Oracle Automatic Storage Management (Oracle ASM) instance.

Action: Mount the diskgroup in the Oracle ASM instance and retry the command.

ASMCMD-09351: Oracle ASM instance has no diskgroup mounted

Cause: Oracle Automatic Storage Management (Oracle ASM) instance had no diskgroups mounted.

Action: Mount the diskgroups to be backed up and retry the command.

ASMCMD-09352: CREATE DISKGROUP failed\n*string*

Cause: SQL command execution failed.

Action: Fix the error in the SQL command and retry the command.

ASMCMD-09353: ADD or ALTER TEMPLATE failed\n*string*

Cause: SQL command execution failed.

Action: Fix the error in the SQL command and retry the command.

ASMCMD-09354: ADD ALIAS failed\n*string*

Cause: SQL command execution failed.

Action: Fix the error in the SQL command and retry the command.

ASMCMD-09355: could not find information for diskgroup '*string*' in backup file

Cause: Information about the diskgroup specified was not present in the backup file.

Action: Check that the correct diskgroup name and the backup file are specified and retry the command.

ASMCMD-09356: backup file '*string*' is either empty or cannot be interpreted

Cause: Incorrect backup file was specified.

Action: Specify a non-empty backup file.

ASMCMD-09357: file with name '*string*' already exists

Cause: The specified file already exists.

Action: Change the file name and retry the command.

ASMCMD-09358: source and target files are the same - '*string*'

Cause: The source and target file were the same.

Action: Make sure the source and target files are different.

ASMCMD-09359: invalid diskgroup name '*string*' specified in override options

Cause: The old diskgroup name specified in the override options was not found in the backup file.

Action: Correct the diskgroup name and retry the command.

ASMCMD-09360: ADD or ALTER ATTRIBUTE failed*nstring*

Cause: SQL command execution failed.

Action: Fix the error in the SQL command and retry the command.

ASMCMD-09361: backup version not supported*nstring*

Cause: The COMPATIBLE.ASM value of the diskgroup in the backup file was greater than the Oracle Automatic Storage Management (Oracle ASM) instance version executing the command.

Action: Upgrade the Oracle ASM instance and retry the command.

ASMCMD-09362: ADD or ALTER VOLUME failed*nstring*

Cause: SQL command execution failed.

Action: Fix the error in the SQL command and retry the command.

ASMCMD-09363: disk group containing auxiliary volume not found

Cause: Disk recovery log did not exist.

Action: Use the --silent option to create volume with no recovery log disk group. Use the --full or -G option and restore disk recovery log.

ASMCMD-09364: volume device for VOLUME: '*string*' in DG: '*string*' does not exist

Cause: Volume was not restored or was not listed for restore.

Action: Create volume with the given volume name in the given disk group.

ASMCMD-09365: failed to make file system*nstring*

Cause: The command execution failed.

Action: Fix the error in the mkfs command.

ASMCMD-09366: invalid user name '*string*' specified for *string*

Cause: The specified user name did not exist on the host.

Action: Create a local system user with the specified user.

ASMCMD-09367: invalid group name '*string*' specified for *string*

Cause: The specified group name did not exist on the host.

Action: Create a local system group with the specified group.

ASMCMD-09368: ACFS is not loaded

Cause: ACFS was not loaded.

Action: Contact Oracle Support Services.

ASMCMD-09371: disk '*string*' does not exist in diskgroup '*string*'

Cause: The disk specified was not part of the diskgroup.

Action: Correct the disk name and retry the command. The disk name must match the NAME column in the V\$ASM_DISK view.

ASMCMD-09372: physical blocks *string-string* do not map to a valid Oracle ASM file

Cause: The physical blocks specified were not part of any Oracle Automatic Storage Management (Oracle ASM) file.

Action: Correct the range of the physical block numbers and retry the command.

ASMCMD-09373: not all physical blocks submitted for remapping

Cause: An attempt to submit all of the physical blocks for remapping failed.

Action: Examine the accompanying error messages for details.

ASMCMD-09374: KFED executable not found at '*string*'

Cause: The KFED executable was not found at the indicated location.

Action: Run these commmands if using Oracle 10.2 or later: cd \$ORACLE_HOME/rdbms/lib make -f ins_rdbms.mk ikfed Run these commmands if using Oracle 10.1: cd \$ORACLE_HOME/rdbms/lib mv sskfeded.o sskfeded.o make -f ins_rdbms.mk \$ORACLE_HOME/rdbms/lib/kfed mv kfed ../bin/ Verify that \$ORACLE_HOME/bin/kfed exists and has the execute permission bit set.

ASMCMD-09375: error occurred when executing\n *string*\n\n*nstring*

Cause: The 'lsdsk' command was not successful.

Action: Fix the error indicated in the accompanying messages and retry the command.

ASMCMD-09378: scanning of disk headers is supported on UNIX platforms only

Cause: The 'lsdsk' command failed because scanning of disk headers is supported on UNIX platforms only.

Action: Start the Oracle Automatic Storage Management instance and retry the command without the -I option.

ASMCMD-09381: 'remap' command requires Oracle ASM software version *string* or later.

Cause: The Oracle Automatic Storage Management (Oracle ASM) instance did not support the 'remap' command.

Action: Upgrade the Oracle ASM instance and retry the command.

ASMCMD-09382: physical blocks *string-string* map to an unmirrored file

Cause: Oracle Automatic Storage Management (Oracle ASM) couldnot remap an unmirrored file.

Action: Specify physical blocks which map to a mirrored file.

ASMCMD-09383: 'mapextent' command requires Oracle ASM software version *string* or later

Cause: The Oracle Automatic Storage Management (Oracle ASM) instance did not support the 'mapextent' command.

Action: Upgrade the Oracle ASM instance and retry the command.

ASMCMD-09384: 'mapau' command requires Oracle ASM software version *string* or later

Cause: The current Oracle Automatic Storage Management (Oracle ASM) version did not support this command.

Action: Upgrade to 11g Release 2 or a later version.

ASMCMD-09385: 'lsblk' command requires Oracle ASM software version *string* or later

Cause: The current version of Oracle Automatic Storage Management (Oracle ASM) instance did not support this command.

Action: Upgrade Oracle ASM to 12.2 or a later version and retry the command.

ASMCMD-09386: 'chblk' command requires Oracle ASM software version *string* or later

Cause: The current version of Oracle Automatic Storage Management (Oracle ASM) instance did not support this command.

Action: Upgrade Oracle ASM to 12.2 or a later version and retry the command.

ASMCMD-09390: invalid XML tag '*string*'

Cause: An invalid XML tag was specified.

Action: Check the value of the tag to ensure it is valid and retry.

ASMCMD-09391: invalid XML file

Cause: Certain parameters were not defined or had invalid values in the file.

Action: Check whether the required parameters are defined in the file and retry.

ASMCMD-09392: provided XML file cannot be read

Cause: The provided XML file could not be read.

Action: Check reading permissions on the XML file and retry.

ASMCMD-09395: error parsing XML file: *string*

Cause: An error occurred while parsing the XML file.

Action: Contact Oracle Support Services.

ASMCMD-09398: element *string* is empty

Cause: No disks were found in the element.

Action: Add disks to this element and retry.

ASMCMD-09399: argument '*string*' is not a valid number

Cause: A numeric value was expected in the argument.

Action: Change the argument to a numeric value.

ASMCMD-09401: command syntax error

Cause: Incorrect command syntax was specified.

Action: Refer to the command line help or to the documentation to determine the correct syntax and options.

ASMCMD-09412: Invalid option: *string*

Cause: An invalid option was specified.

Action: Refer to the command line help or to the documentation to determine the correct syntax and options.

ASMCMD-09450: missing '--dbuniquename' or '--asm' option for password file located on a diskgroup

Cause: When trying to update the CRSD resource for a password file located on a diskgroup, the '--dbuniquename' parameter or the '--asm' option was not specified.

Action: Execute the command again with the '--dbuniquename' parameter if the password file is a database password file. If the password file is an ASM password file, then execute the command with '--asm' option.

ASMCMD-09451: 'orapwd' executable was not found at 'string'

Cause: 'orapwd' executable was not found at the location.

Action: Ensure that the executable is present at the location and executable permissions are set.

ASMCMD-09452: The password file was not found at 'string' or the path specified does not exist.

Cause: The password file could not be located at the specified path or the path to the password file did not exist.

Action: Ensure that the path specified is valid and that the password file is present at that location.

ASMCMD-09453: failed to register password file as a CRS resource

Cause: An internally issued 'srvctl' command to register the password file as a CRS resource failed.

Action: Respond based on the accompanying error messages.

ASMCMD-09454: could not create new password file

Cause: An internally issued 'orapwd' command to create the password file failed.

Action: Respond based on the accompanying error messages.

ASMCMD-09455: location for the new password file was not valid

Cause: An invalid path was specified to create the password file. ASMCMD can be used to create password files only on disk groups.

Action: Specify a location on a disk group for the password file and make sure the disk group is mounted.

ASMCMD-09456: password file should be located on an ASM disk group

Cause: An invalid path for the password file was specified. The password file should be located on an ASM disk group.

Action: Specify a valid location on a disk group for the password file and make sure the disk group is mounted.

ASMCMD-09457: an internally issued srvctl command failed with errors

Cause: An internally issued 'srvctl' command failed. The location of the password file could not be retrieved from the Cluster Ready Services (CRS) resource.

Action: Respond based on the accompanying error messages.

ASMCMD-09458: user tried to move a password file within Operating System file system

Cause: ASMCMD 'pwmmove' or 'pwcoppy' was used to move a password file to a different location on an Operating System file system. This action is not supported by the command.

Action: Ensure that ASMCMD `pwmove` and `pwcopy` commands are not used to move password files within OS filesystems.

ASMCMD-09459: user tried to move or copy a password file within the same disk group

Cause: ASMCMD `'pwmove'` or `'pwcopy'` command was used to move or copy a password file within the same disk group. This action is not supported by the command.

Action: Ensure that ASMCMD `pwmove` and `pwcopy` commands are not used to move or copy password files within the disk group.

ASMCMD-09460: ASMCMD '*string*' command was used on a file which is not a password file

Cause: This particular ASMCMD command was used on a file which is not a password file. This command supports only operations on password files.

Action: Ensure that the file specified is a password file.

ASMCMD-09461: invalid password file '*string*'

Cause: The specified password file did not have a valid file type, a valid file size, or a valid block size.

Action: Specify a valid password file.

ASMCMD-09462: could not delete password file

Cause: An internally issued `'orapwd'` command to delete the password file failed.

Action: Respond based on the accompanying error messages.

ASMCMD-09463: operation failed due to lack of write permissions

Cause: An ASMCMD command failed because the user lacks write permissions necessary for the operation. Either the target directory or file does not have write permissions or the target already exists and cannot be overwritten.

Action: Specify a different target or modify the permissions for the target.

ASMCMD-09464: invalid format for password file

Cause: The specified format for the password file was not valid.

Action: Specify a valid format for the password file, for example, 12 or 12.2.

ASMCMD-09470: ASM proxy instance unavailable

Cause: An ASM proxy instance was detected but was not ONLINE.

Action: Start the `'ora.proxy_asm'` resource.

ASMCMD-09471: cannot enable or disable volumes

Cause: Could not communicate with the ASM proxy.

Action: Start the `'ora.proxy_asm'` resource.

ASMCMD-09472: failed to connect to the ASM proxy

Cause: An ONLINE ASM proxy was detected but the connection failed.

Action: Contact Oracle Support Services.

ASMCMD-09473: volume STATE will show as REMOTE

Cause: An ASM proxy instance was detected but was not ONLINE. An Oracle Flex ASM instance cannot display the volume state.

Action: This error is informational only.

ASMCMD-09474: volume statistics cannot be queried

Cause: An ASM proxy instance was detected but was not ONLINE. An Oracle Flex ASM instance cannot display the volume statistics.

Action: Start the 'ora.proxy_asm' resource.

ASMCMD-09475: ASM proxy SID not found

Cause: An ONLINE ASM proxy was found but the SID could not be determined.

Action: Contact Oracle Support Services.

ASMCMD-09476: failed to create the Cluster Manifest File for member cluster '*string*'

Cause: Creation of the Cluster Manifest File for the member cluster failed.

Action: Enable Oracle Flex ASM. Refer to Oracle Automatic Storage Management Administrator's Guide for configuring Oracle Flex ASM. Ensure that the user has write access permission on the Cluster Manifest File. Retry the command.

ASMCMD-09477: delete member cluster '*string*' failed

Cause: Deletion of the member cluster failed.

Action: Deinstall the member cluster using the procedure documented in the Oracle Clusterware documentation and retry the command.

ASMCMD-09480: There are too many connection strings for Oracle Flex ASM.

Cause: While fetching connection strings for Oracle Flex ASM, there were too many connection strings.

Action: Run the 'lsnrctl' command to see all are valid ASM end points, or try again later.

ASMCMD-09481: There are no connection strings available for Oracle Flex ASM.

Cause: While fetching connection strings for Oracle Flex ASM, there were no connection strings available.

Action: Make sure ASM is running and is registered.

ASMCMD-09482: Unknown error happened while fetching connection strings for FlexASM

Cause: While fetching connection string for FlexASM, unknown error reported.

Action: Check ASM is running and is registered and retry.

ASMCMD-09485: Operations on the ASM SPFILE require the SYSASM privilege.

Cause: An attempt to modify the ASM SPFILE was made without the SYSASM privilege.

Action: Retry the operation as a SYSASM user.

ASMCMD-09487: '*string*' cannot be run with '*string*' privilege

Cause: Command was executed with lower privilege

Action: Retry with appropriate privilege.

ASMCMD-09488: operations on member cluster require SYSASM privilege

Cause: An attempt was made to create or delete a member cluster without the SYSASM privilege.

Action: Retry the operation as a SYSASM user.

ASMCMD-09490: member cluster '*string*' is not configured

Cause: The specified member cluster was not configured.

Action: Execute the 'asmcmd lsc' command to list all of the configured member clusters. Reexecute the command with a member cluster name that is configured.

ASMCMD-09491: failed to list the configured member clusters

Cause: A failure occurred while attempting to display the member cluster configuration. The accompanying error message provides the details.

Action: Examine the accompanying error message, address the reported issue and retry the operation.

ASMCMD-09492: The configuration for member cluster '*string*' is inconsistent between components '*string*' and '*string*'.

Cause: There were multiple member clusters identified by the indicated name with mismatched versions or GUIDs.

Action: Deinstall one of the member clusters, and deconfigure using a component-specific method. Create the member cluster with a different name using the 'asmcmd mkcc' command with the required components. Install and configure the new member cluster.

ASMCMD-09493: The '*string*' feature is not supported on this operating system.

Cause: The command was rejected because the indicated feature is not supported on this operating system.

Action: Refer to the command inline help or product documentation for more information.

ASMCMD-09494: failed to create component '*string*' credentials for member cluster '*string*'

Cause: A failure occurred while attempting to create credentials for the member cluster.

Action: Examine the accompanying error message, address the reported issue, and retry the operation. If there are no accompanying error messages, contact Oracle Support Services.

ASMCMD-09495: Directory '*string*' does not exist.

Cause: An attempt was made to create a file in a nonexistent directory."

Action: Create the directory and retry the operation.

ASMCMD-09496: The Cluster Manifest File '*string*' does not contain any components.

Cause: A Cluster Manifest File that does not contain any components was provided.

Action: Provide a valid Cluster Manifest File and retry the operation.

ASMCMD-09497: File '*string*' is not a Cluster Manifest File.

Cause: The file provided was not a Cluster Manifest File.

Action: Provide a valid Cluster Manifest File and retry the operation.

ASMCMD-09498: The command is only supported on the Domain Services Cluster.

Cause: An attempt was made to run a command that is only supported on the Domain Services Cluster.

Action: Rerun the command on the Domain Services Cluster.

ASMCMD-09501: Clear timestamp for OS trail type requires RAC instance number

Cause: There was no RAC instance number specified to clear timestamp for OS trailtype

Action: Specify the RAC Instance number for OS trail type.

ASMCMD-09502: Set timestamp for OS trail type requires RAC instance number

Cause: RAC instance number was not specified while OS trail type was specified.

Action: Provide a RAC instance number for OS trail type for set timestamp operation.

ASMCMD-09511: failed to obtain required AFD disk string from Oracle Local Repository

Cause: The AFD disk string required for this operation could not be retrieved from the Oracle Local Repository (OLR).

Action: Check that Oracle Clusterware is properly configured using 'ocrcheck -local'. Ensure that ASMCMD afd_dsset command is used to set AFD disk string before retrieving the value.

ASMCMD-09512: failed to update AFD disk string in Oracle Local Repository.

Cause: An error occurred while setting AFD disk string.

Action: Check that Oracle Clusterware is properly configured using 'ocrcheck -local'.

ASMCMD-09513: ASM disk label set operation failed.\n

Cause: An error occurred while setting the ASM label.

Action: Examine the accompanying error messages and correct the problem indicated, then retry the afd_label operation.

ASMCMD-09514: ASM disk label clear operation failed.\n

Cause: An error occurred while clearing the ASM label.

Action: Examine the accompanying error messages and correct the problem indicated, then retry the afd_unlabel operation.

ASMCMD-09515: KFOD executable not found at '*string*'

Cause: The KFOD executable was not found at the indicated location.

Action: Contact Oracle Support Services.

ASMCMD-09516: AFDTOOL executable not found at '*string*'

Cause: The AFDTOOL executable was not found at the indicated location.

Action: Contact Oracle Support Services.

ASMCMD-09517: AFDROOT executable not found at '*string*'

Cause: The AFDROOT executable was not found at the indicated location.

Action: Contact Oracle Support Services.

ASMCMD-09518: AFDDRIVERSTATE executable not found at '*string*'

Cause: The AFDDRIVERSTATE executable was not found at the indicated location.

Action: Contact Oracle Support Services.

ASMCMD-09519: ASMLib is present with ASM disk string '*string*'; command requires default ASM disk string

Cause: An attempt was made to configure AFD when ASMLib was present. To configure AFD when ASMLib is present, the ASM disk string needs to be a default

string. Otherwise, when the Oracle Clusterware stack is restarted, the AFD devices cannot be discovered.

Action: Use a SQL command or ASMCMD command to set the ASM disk string to be default empty string. Refer to the product documentation and follow the procedure to configure AFD.

ASMCMD-09520: AFD is not '*string*'

Cause: AFD was either not supported, not installed, or not loaded.

Action: Contact Oracle Support Services.

ASMCMD-09521: AFD is already configured

Cause: AFD was already configured and loaded on the node.

Action: Run the command when AFD is not configured. Refer to the product documentation and follow the procedure to configure AFD.

ASMCMD-09522: Insufficient permission to execute the command. Require privileged user

Cause: A non-privileged user attempted to execute a command requiring privileges.

Action: Issue the command again as a privileged user.

ASMCMD-09523: command cannot be used when Oracle Clusterware stack is up

Cause: The command was executed when the Oracle Clusterware stack was up.

Action: Stop Oracle Clusterware using 'crsctl stop crs' command and retry.

ASMCMD-09524: AFD configuration failed '*string*'

Cause: The afd_configure command was not successful.

Action: Examine the accompanying error messages, correct the problem indicated and then retry the command. Check ASMCMD alert log for more information.

ASMCMD-09525: AFD deconfiguration failed '*string*'

Cause: The afd_deconfigure command was not successful.

Action: Examine the accompanying error messages, correct the problem indicated and then retry the command. Check ASMCMD alert log for more information.

ASMCMD-09526: The AFD state is '*string*' and filtering is '*string*' on host '*string*'

Cause: User requested to retrieve the status of AFD on the node.

Action: Note the status of AFD and its filtering mode.

ASMCMD-09527: AFD is loaded, but resource ora.driver.afd does not exist

Cause: The command was executed with AFD loaded on the node but its OHASD resource ora.driver.afd did not exist.

Action: Forcibly configure AFD using the 'ASMCMD afd_configure -f' command.

ASMCMD-09528: disk '*string*' does not exist

Cause: The disk specified did not exist.

Action: Specify a disk that exists.

ASMCMD-09529: The executable '*string*' is either not found or non-executable in the \nlocation(s) *string*

Cause: The executable file is either not found or non executable in the specified location(s). It must be available in any one of the specified location(s).

Action: Contact Oracle Support Services.

ASMCMD-09530: The AFD state is '*string*'

Cause: User requested to retrieve the status of AFD.

Action: Note the status of AFD. AFD is functional if the state is LOADED.

ASMCMD-09531: External redundancy disk groups cannot contain sites.

Cause: The tag *site* was not compatible with the external redundancy disk groups.

Action: Do not use *site* tags when the command is applied to an external disk group.

ASMCMD-09532: command cannot be used when Oracle Clusterware stack is down

Cause: The command was executed when the Oracle Clusterware stack was down.

Action: Start Oracle Clusterware using 'crsctl start crs' command and retry.

ASMCMD-09533: resource ora.driver.afd does not exist

Cause: The command was executed when OHASD resource ora.driver.afd did not exist.

Action: Verify the status of AFD using the 'ASMCMD afd_state' command.

ASMCMD-09534: Discovery string is not provided.

Cause: The discovery string was not provided and the stamp operation was not permitted.

Action: Provide a discovery string adding the option '--dscstr' to the command 'asmcmd stamp'.

ASMCMD-09535: Failure group label is not provided.

Cause: An attempt was made to stamp a site label without providing a failure group label.

Action: Provide a failure group label adding the option '--failgroup' to the command 'asmcmd stamp'.

ASMCMD-09536: The site label '*string*' is invalid.

Cause: An invalid site label was supplied.

Action: Specify a site name which is at least one character but no more than 15 characters in length. A site name consists of alphanumeric characters plus the hyphen character (a..z, A..Z, 0..9, -). It cannot begin with a numeric character. It cannot begin or end with the hyphen (-) character.

ASMCMD-09537: The failure group label '*string*' is invalid.

Cause: An invalid failure group label was supplied.

Action: Specify a failure group label that is a valid SQL identifier. It must be at least one character in length but no more than 30 characters in length. It must begin with a letter and is composed of letters, digits, and the underscore (_) character.

ASMCMD-09538: The disk label '*string*' is invalid.

Cause: An invalid disk label was supplied.

Action: Specify a disk label that is a valid SQL identifier. It must be at least one character in length but no more than 23 characters in length. It must begin with a letter and is composed of letters, digits, and the underscore (_) character.

ASMCMD-09539: No disks were discovered using the string '*string*'.

Cause: The supplied discovery string did not match any disk.

Action: Provide a valid discovery string.

ASMCMD-09540: Disks are managed by AFD or ASMLIB.

Cause: An attempt was made to stamp the disk label on disks that are managed by Oracle ASM Filter Driver (AFD) or ASMLIB."

Action: Provide a discovery string for disks that are not managed by AFD or ASMLIB, or do not provide the disk label, and retry the command.

ASMCMD-09541: Disk *string* belongs to mounted disk group *string*.

Cause: An attempt was made to stamp a disk that belongs to a mounted disk group.

Action: Dismount the disk group and retry the command.

ASMCMD-09542: Disk *string* is member of disk group *string* and ASMCMD is not connected to an instance.

Cause: An attempt was made to stamp a disk that is a member of an ASM disk group, and ASMCMD was not connected to an ASM instance to verify if that disk group was mounted.

Action: Connect ASMCMD to an ASM instance and retry the command.

ASMCMD-09543: cannot rename the site and the failgroup for a disk

Cause: An attempt was made to rename the site and the failgroup for a disk. The operation was not permitted because these options are mutually exclusive, since the failgroup can be renamed only if the disk group redundancy is external and the site cannot be renamed if the disk group redundancy is external.

Action: Provide only one of the two options: 'site' or 'failgroup'.

ASMCMD-09544: The command is not supported on a member cluster.

Cause: An attempt was made to run a command that was not supported on a member cluster.

Action: Rerun the command on the storage server.

ASMCMD-09545: The installed AFD drivers are not correct for this operating system.

Cause: A request to retrieve the status of Oracle ASM Filter Driver (AFD) was made. The installed AFD drivers and the current running operating system were not compatible.

Action: Contact Oracle Support Services.

ASMCMD-09546: Insufficient permission to execute the command. The command requires an Oracle Grid Infrastructure user.

Cause: An attempt was made to execute a command by a user who was not an Oracle Grid Infrastructure user.

Action: Rerun the command as an Oracle Grid Infrastructure user.



AUD-00611 to AUD-00809

AUD-00611: unable to access the BLOB for reading

Cause: The BLOB could not be opened for reading.

Action: Contact Oracle Support Services.

AUD-00612: unable to open export destination file

Cause: The file could not be created or opened.

Action: Check that the file does not refer to an existing directory. Check that the file is not locked by another application.

AUD-00613: export destination access denied

Cause: Permission to write to destination file was denied.

Action: Refer to the Oracle Multimedia documentation for information on granting privileges for the export() method.

AUD-00614: I/O error during export

Cause: The export operation failed because of an I/O error.

Action: Check OS logs and contact Oracle Support Services.

AUD-00702: unable to initialize audio processing environment

Cause: The initialization of the audio processing procedure failed.

Action: See the database administrator to make sure that enough memory has been allocated to JServer. If JServer does have enough memory, contact Oracle Support Services.

AUD-00703: unable to read audio data

Cause: An error occurred while accessing the audio source.

Action: Make sure the audio source is valid. For external sources, make sure all access privileges are granted.

AUD-00704: invalid input format or corrupted input data

Cause: The audio data in the source was not in the format specified by the format field of the audio object. In some unusual cases, the audio data is actually corrupted.

Action: Provide a correct value in the format field. If the correct value is unknown, put NULL in the format field to invoke the DEFAULT format plug-in.

AUD-00705: unsupported input format

Cause: The file format of the audio data was not supported. This error can only occur in the DEFAULT format plug-in package.

Action: Refer to the Oracle Multimedia documentation for supported formats.

AUD-00706: unsupported or corrupted input format

Cause: The audio data was either corrupted or the file format was not supported.

Action: Refer to the Oracle Multimedia documentation for supported formats. If the audio data is not corrupted and is in a supported file format, contact Oracle Support Services.

AUD-00707: unable to read empty audio data

Cause: There is no data in the audio object.

Action: Refer to the Oracle Multimedia documentation for information on how to populate the audio object with audio data.

AUD-00713: internal error while parsing audio data

Cause: An internal error occurred during parsing.

Action: Contact Oracle Support Services.

AUD-00714: internal error

Cause: An internal error occurred.

Action: Contact Oracle Support Services.

**AUD-00721: unable to find format plug-in package
ORDPLUGINS.ORDX_string_AUDIO**

Cause: Custom audio plug-in for user-specified format was not found.

Action: Ensure correct audio format is specified or proper custom audio plug-in package is installed.

AUD-00802: name of index is limited to 22 characters

Cause: The user specified an index name that is more than 22 characters long.

Action: Drop this index, and issue the CREATE INDEX statement again with a name that is at most 22 characters long.

AUD-00803: internal error while processing WHERE clause

Cause: The WHERE clause could not be properly processed.

Action: Contact Oracle Support Services.

AUD-00806: first argument to SpeechContains must be a column

Cause: The first argument to SpeechContains is not a column. This is not allowed.

Action: Make sure that the first argument to SpeechContains is a column in a database table.

AUD-00807: SpeechContains: index of indextype ORDSpeechIndex is required

Cause: SpeechContains was used without an associated index of indextype ORDSpeechIndex.

Action: Make sure that SpeechContains is used in the context of an index of indextype ORDSpeechIndex. See the Oracle Multimedia documentation for sample usage scenarios.

AUD-00808: ORDSpeechIndex: unable to CREATE internal Text index

Cause: CREATE INDEX for ORDSpeechIndex failed when trying to create internal Text index.

Action: Make sure that you are supplying a valid parameter string. See SpeechIndexing and Oracle Text documentation for descriptions of a valid parameter

string for CREATE INDEX. To return to a consistent state, issue a DROP INDEX command.

AUD-00809: ORDSpeechIndex: unable to ALTER REBUILD internal Text index

Cause: ALTER INDEX REBUILD for ORDSpeechIndex failed when trying to alter rebuild internal Text index.

Action: Make sure that you are supplying a valid parameter string. See SpeechIndexing and Oracle Text documentation for descriptions of a valid parameter string for ALTER INDEX REBUILD. To return to a consistent state, issue a ALTER INDEX REBUILD PARAMETERS('optimize full') command.



CLSCH-01001 to CLSCH-03744

CLSCH-01001: Oracle Cluster Health Analysis Service (OCHAD) started on host {0}.

Cause: The Oracle Cluster Health Analysis Service (OCHAD) was successfully started.

Action: None

CLSCH-01002: Oracle Cluster Health Analysis Service (OCHAD) aborted on host {0}. Details in {1}.

Cause: The Oracle Cluster Health Analysis Service (OCHAD) aborted due to an internal error. Check the OCHAD log file to determine the cause.

Action: Determine whether the Oracle Cluster Health Analysis Service (OCHAD) is online on the node listed in the message using the 'srvctl status cha -node *node name*' command. If OCHAD is offline, restart OCHAD using the 'srvctl stop cha -node *node name* -f' command followed by the 'srvctl start cha -node *node name*' command. If the problem persists, contact Oracle Support Services.

CLSCH-01003: Oracle Cluster Health Analysis Service (OCHAD) failed to calibrate on host {0}. Details in {1}.

Cause: The Oracle Cluster Health Analysis Service (OCHAD) failed to calibrate due to an internal error.

Action: Check the OCHAD calibration log file to determine the cause. If the problem persists, contact Oracle Support Services.

CLSCH-01004: Oracle Cluster Health Analysis Service (OCHAD) aborted monitoring of {0} {1} on host {2}. Details in {3}.

Cause: The Oracle Cluster Health Analysis Service (OCHAD) aborted monitoring of the target due to an internal error.

Action: Contact Oracle Support Services.

CLSCH-01005: The available retention time is below the minimum {0} hours. Oracle Cluster Health Analysis Service (OCHAD) is stopping monitoring of all databases.

Cause: The Oracle Cluster Health Analysis Service (OCHAD) stopped monitoring all databases because the available retention time was below the allowed minimum retention time.

Action: Restart monitoring fewer databases or increase the repository size by using the command 'chactl resize repository' and restart monitoring the databases. To restart monitoring a database, use the command 'chactl monitor database'.

CLSCH-02001: Oracle Cluster Health Analysis Service (OCHAD) failed to calibrate.

Cause: This is an internal error.

Action: Contact Oracle Support Services.

CLSCH-02002: There is no calibration data. Calibration failed.

Cause: There was no calibration data available in the specified time range.

Action: Reissue the 'oclumon calibrate' command with a valid time range. Refer to the product documentation or to the online help for information about the command.

CLSCH-02003: There is not enough calibration data. Calibration failed.

Cause: There was not enough calibration data available in the specified time range.

Action: Reissue the 'oclumon calibrate' command with a valid time range. Refer to the product documentation or to the online help for information about the command.

CLSCH-02004: Oracle Cluster Health Analysis Service (OCHAD) failed to retrieve calibration data from the local instance "{0}".

Cause: An error occurred while connecting to or while retrieving data from the local database instance.

Action: Take the following steps: 1) Examine the accompanying error messages. If possible, correct the issue reported. 2) Check the status of the local instance of the target database using the 'srvctl status database' command. If the target database is offline, issue the 'srvctl start database' command. Reissue the 'oclumon calibrate' command from a node where an instance of the target database is running. 3) If you are unable to determine or correct the problem, contact Oracle Support Services.

CLSCH-02005: Oracle Cluster Health Analysis Service (OCHAD) failed due to a Grid Infrastructure Management Repository error.

Cause: A Grid Infrastructure Management Repository error occurred.

Action: Take the following steps: 1) Examine the accompanying error messages. If possible, correct the issue reported. 2) Issue a 'srvctl status mgmtdb' command to determine the status of the Grid Infrastructure Management Repository. If the Grid Infrastructure Management Repository is offline, issue the 'srvctl start mgmtdb' command to start it. If it fails to start, examine the database instance alert log to determine what happened. 3) If you are unable to determine or correct the problem, contact Oracle Support Services.

CLSCH-02401: An invalid target type "{0}" was specified to the Oracle Cluster Health Analysis Service (OCHAD).

Cause: A request was made to the Oracle Cluster Health Analysis Service (OCHAD) with an invalid target type. This is an internal error.

Action: Contact Oracle Support Services.

CLSCH-02402: The target name "{0}" specified to the Oracle Cluster Health Analysis Service (OCHAD) will be ignored on this node.

Cause: A request was made to the Oracle Cluster Health Analysis Service (OCHAD) with a target that was not available on this node. OCHAD took no action.

Action: No action required.

CLSCH-02403: The Oracle Cluster Health Analysis Service (OCHAD) is already monitoring target "{0}".

Cause: A request was made to the Oracle Cluster Health Analysis Service (OCHAD) to monitor a target that was already being monitored. OCHAD took no action.

Action: No action required.

CLSCH-02404: The Oracle Cluster Health Analysis Service (OCHAD) is not monitoring target "{0}".

Cause: A request was made to the Oracle Cluster Health Analysis Service (OCHAD) to stop monitoring a target that was not being monitored. OCHAD took no action.

Action: No action required.

CLSCH-02405: The Oracle Cluster Health Analysis Service (OCHAD) failed to start monitoring target "{0}".

Cause: This is an internal error.

Action: Contact Oracle Support Services.

CLSCH-02406: The Oracle Cluster Health Analysis Service (OCHAD) failed to stop monitoring target "{0}".

Cause: This is an internal error.

Action: Contact Oracle Support Services.

CLSCH-02407: The model '{0}' does not exist.

Cause: The specified model did not exist.

Action: Issue the 'chactl config' command to list the available models. Retry the chactl command using one of the available models.

CLSCH-02408: The model '{0}' is configured to be used for monitoring.

Cause: An attempt to remove or rename a model specified one that is configured to be used for monitoring.

Action: Issue the 'chactl query model -verbose' command to determine by which target the model is currently being used. Do not remove or rename the model while the model is configured to be used by any target.

CLSCH-02409: Cannot specify both '-node' and '-model' when server pools are configured.

Cause: A single model is used by all nodes in a server pool for a given target. The request was rejected because it tried to change the model for a target for a subset of nodes in the server pool.

Action: Issue the 'srvctl monitor' command again without specifying both '-node' and '-model' option for a give target.

CLSCH-02410: server pool name specified in a cluster without user-defined server pools

Cause: An attempt was made to start or stop monitoring a target using the '-serverpool' option in a cluster without user-defined server pools.

Action: Reissue the command without a server pool name. Refer to the product documentation or to the online help for information about the command.

CLSCH-02411: The Oracle Cluster Health Analysis Service (OCHAD) failed to determine status of target "{0}".

Cause: This is an internal error.

Action: Contact Oracle Support Services.

CLSCH-02412: Monitoring is enabled and will start when the database starts up.

Cause: Status message.

Action: None

CLSCH-02413: The model version {0} is incompatible with the CHA software version {1}.

Cause: An attempt to use the indicated model version was rejected because it was incompatible with the indicated Cluster Health Advisor (CHA) version.

Action: Recalibrate the model using the command 'chactl calibrate'.

CLSCH-03601: missing mandatory option: {0}

Cause: The specified mandatory command option was missing.

Action: Use chactl with the -help option to display option details for the command and ensure that all of the mandatory options are specified.

CLSCH-03602: invalid command line option: {0}

Cause: An invalid command line option was specified.

Action: Review the command inline help or documentation, and specify appropriate options.

CLSCH-03603: failed to start monitoring database {0}

Cause: An attempt to start monitoring the specified database failed.

Action: Examine the accompanying error messages for details.

CLSCH-03604: failed to start monitoring database {0} on node {1}

Cause: An attempt to start monitoring an instance of the specified database on the specified node failed.

Action: Examine the accompanying error messages for details.

CLSCH-03605: failed to start monitoring host {0}

Cause: An attempt to start monitoring the specified host failed.

Action: Examine the accompanying error messages for details.

CLSCH-03606: failed to stop monitoring database {0}

Cause: An attempt to stop monitoring the specified database failed.

Action: Examine the accompanying error messages for details.

CLSCH-03607: failed to stop monitoring database {0} on node {1}

Cause: An attempt to stop monitoring an instance of the specified database on the specified node failed.

Action: Examine the accompanying error messages for details.

CLSCH-03608: failed to stop monitoring host {0}

Cause: An attempt to stop monitoring the specified host failed.

Action: Examine the accompanying error messages for details.

CLSCH-03609: failed to start or stop monitoring due to an internal error

Cause: An internal error occurred during an attempt to start or stop monitoring.

Action: Contact Oracle Support Services.

CLSCH-03610: An unexpected error occurred in Cluster Health Advisor control utility.

Cause: An unexpected error occurred in the Cluster Health Advisor control utility.

Action: Contact Oracle Support Services.

CLSCH-03611: Database name to start monitoring is missing.

Cause: An attempt to start monitoring a database failed because the name of the database to start monitoring was not specified.

Action: Examine the accompanying error messages for details.

CLSCH-03612: Database name to stop monitoring is missing.

Cause: An attempt to stop monitoring a database failed because the name of the database to stop monitoring was not specified.

Action: Examine the accompanying error messages for details.

CLSCH-03613: failed to retrieve the status of Oracle Cluster Health Analysis Service

Cause: An attempt to get the status of Oracle Cluster Health Analysis Service failed.

Action: Examine the accompanying error messages for details.

CLSCH-03614: failed to retrieve the status of Oracle Cluster Health Analysis Service for nodes {0}

Cause: An attempt to retrieve the status of Oracle Cluster Health Analysis Service for the specified nodes failed.

Action: Examine the accompanying error messages for details, rectify the problems reported and retry. Otherwise, contact Oracle Support Services.

CLSCH-03616: failed to start monitoring hosts

Cause: An attempt to start monitoring hosts failed.

Action: Examine the accompanying error messages for details.

CLSCH-03617: failed to start monitoring hosts in server pool {0}

Cause: An attempt to start monitoring hosts in the specified server pool failed.

Action: Examine the accompanying error messages for details.

CLSCH-03618: failed to start monitoring database {0} on server pool {1}

Cause: An attempt to start monitoring the specified database on the specified server pool failed.

Action: Examine the accompanying error messages for details.

CLSCH-03619: failed to stop monitoring hosts

Cause: An attempt to stop monitoring hosts failed.

Action: Examine the accompanying error messages for details.

CLSCH-03620: failed to stop monitoring hosts in server pool {0}

Cause: An attempt to stop monitoring hosts in the specified server pool failed.

Action: Examine the accompanying error messages for details.

CLSCH-03621: failed to stop monitoring database {0} on server pool {1}

Cause: An attempt to stop monitoring the specified database on the specified server pool failed.

Action: Examine the accompanying error messages for details.

CLSCH-03622: failed to retrieve the status of Oracle Cluster Health Analysis Service for server pool {0}

Cause: An attempt to retrieve the status of Oracle Cluster Health Analysis Service for the specified server pool failed.

Action: Examine the accompanying error messages for details.

CLSCH-03623: failed to request action on Oracle Cluster Health Analysis Service

Cause: An attempt to request action on Oracle Cluster Health Analysis Service failed.

Action: Examine the accompanying error messages for details.

CLSCH-03624: failed to start monitoring database {0} using model {1}

Cause: An attempt to start monitoring the specified database using the specified model failed.

Action: Examine the accompanying error messages for details.

CLSCH-03625: failed to start monitoring database {0} on node {1} using model {2}

Cause: An attempt to start monitoring an instance of the specified database on the specified node using the specified model failed.

Action: Examine the accompanying error messages for details.

CLSCH-03626: failed to start monitoring host {0} using model {1}

Cause: An attempt to start monitoring the specified host using the specified model failed.

Action: Examine the accompanying error messages for details.

CLSCH-03627: failed to start monitoring hosts using model {0}

Cause: An attempt to start monitoring hosts using the specified model failed.

Action: Examine the accompanying error messages for details.

CLSCH-03628: failed to start monitoring hosts in server pool {0} using model {1}

Cause: An attempt to start monitoring hosts in the specified server pool using the specified model failed.

Action: Examine the accompanying error messages for details.

CLSCH-03629: failed to start monitoring database {0} on server pool {1} using model {2}

Cause: An attempt to start monitoring the specified database on the specified server pool using the specified model failed.

Action: Examine the accompanying error messages for details.

CLSCH-03630: Hosts are already being monitored using model {0}.

Cause: A request to monitor hosts was rejected because the hosts were already being monitored using the specified model.

Action: No action required.

CLSCH-03631: Hosts are already being monitored.

Cause: A request to monitor hosts was rejected because the hosts were already being monitored.

Action: No action required.

CLSCH-03632: Hosts in server pool {0} are already being monitored using model {1}.

Cause: A request to monitor hosts in the specified server pool was rejected because the hosts were already being monitored using the specified model.

Action: No action required.

CLSCH-03633: Hosts in server pool {0} are already being monitored.

Cause: A request to monitor hosts in the specified server pool was rejected because the hosts were already being monitored.

Action: No action required.

CLSCH-03634: Host {0} is already being monitored using model {1}.

Cause: A request to monitor the specified host was rejected because the host was already being monitored using the specified model.

Action: No action required.

CLSCH-03635: Host {0} is already being monitored.

Cause: A request to monitor the specified host was rejected because the host was already being monitored.

Action: No action required.

CLSCH-03636: Database {0} is already being monitored using model {1}.

Cause: A request to monitor the specified database was rejected because the database was already being monitored using the specified model.

Action: No action required.

CLSCH-03637: Database {0} is already being monitored.

Cause: A request to monitor the specified database was rejected because the database was already being monitored.

Action: No action required.

CLSCH-03638: Database {0} is already being monitored in server pool {1} using model {2}.

Cause: A request to monitor the specified database in the specified server pool was rejected because the database was already being monitored using the specified model.

Action: No action required.

CLSCH-03639: Database {0} is already being monitored in server pool {1}.

Cause: A request to monitor the specified database in the specified server pool was rejected because the database was already being monitored.

Action: No action required.

CLSCH-03640: Database {0} is already being monitored on host {1} using model {2}.

Cause: A request to monitor the specified database on the specified node was rejected because the database was already being monitored using the specified model.

Action: No action required.

CLSCH-03641: Database {0} is already being monitored on host {1}.

Cause: A request to monitor the specified database on the specified node was rejected because the database was already being monitored.

Action: No action required.

CLSCH-03642: Hosts are not being monitored.

Cause: A request to stop monitoring hosts was rejected because the hosts were already not being monitored.

Action: No action required.

CLSCH-03643: Hosts in server pool {0} are not being monitored.

Cause: A request to stop monitoring hosts in the specified server pool was rejected because the hosts were already not being monitored.

Action: No action required.

CLSCH-03644: Host {0} is not being monitored.

Cause: A request to stop monitoring the specified host was rejected because the host was already not being monitored.

Action: No action required.

CLSCH-03645: Database {0} is not being monitored.

Cause: A request to stop monitoring the specified database was rejected because the database was already not being monitored.

Action: No action required.

CLSCH-03646: Database {0} is not being monitored in server pool {1}.

Cause: A request to stop monitoring the specified database in the specified server pool was rejected because the database was already not being monitored.

Action: No action required.

CLSCH-03647: Database {0} is not being monitored on node {1}.

Cause: A request to stop monitoring the specified database on the specified node was rejected because the database was already not being monitored.

Action: No action required.

CLSCH-03648: failed to start monitoring the target because server pool {0} is a built-in server pool

Cause: A request to start monitoring the target was rejected because the specified server pool was a built-in server pool.

Action: Omit the server pool, or specify a server pool that is not built-in.

CLSCH-03649: failed to stop monitoring the target because server pool {0} is a built-in server pool

Cause: A request to stop monitoring the target was rejected because the specified server pool was a built-in server pool.

Action: Omit the server pool, or specify a server pool that is not built-in.

CLSCH-03650: failed to retrieve the status of the target because server pool {0} is a built-in server pool

Cause: A request to retrieve the status of the target was rejected because the specified server pool was a built-in server pool.

Action: Omit the server pool, or specify a server pool that is not built-in.

CLSCH-03651: invalid empty model name specified

Cause: A request to start monitoring the target was rejected because the specified model name was an empty string.

Action: Reissue the command without a model name if the user wants the target to be monitored with the current model in use, or reissue the command with an existing model name that is different from the current model in use.

CLSCH-03652: The specified option combination, -node with -model, is not permitted when server pools are configured.

Cause: An attempt to start monitoring the target was rejected because the specified option combination, -node with -model, is not permitted when server pools are configured.

Action: Check the specified option combination.

CLSCH-03653: The specified option, -serverpool, is not permitted when server pools are not configured.

Cause: An attempt to start or stop monitoring the target was rejected because the specified option, -serverpool, is not permitted when server pools are not configured.

Action: Check the specified option.

CLSCH-03654: An internal error occurred in Cluster Health Advisor model calibration.

Cause: An internal error occurred during Cluster Health Advisor model calibration.

Action: Contact Oracle Support Services.

CLSCH-03655: Database {0} does not exist.

Cause: The specified database did not exist.

Action: Specify a database that exists.

CLSCH-03656: invalid node name: {0}

Cause: An attempt to calibrate the model was rejected because an invalid node name was provided.

Action: Specify a valid node name.

CLSCH-03657: Database {0} has no instance configured on node {1}.

Cause: The specified database had no instance configured on the specified node.

Action: Omit the node, or specify a node on which the database has a configured instance.

CLSCH-03658: Server pool {0} does not exist.

Cause: An attempt to calibrate the model was rejected because the specified server pool did not exist.

Action: Specify a server pool that exists.

CLSCH-03659: invalid command line syntax

Cause: The syntax of the command was incorrect.

Action: Examine the usage provided for this command and use the correct syntax.

CLSCH-03660: The model "{0}" already exists.

Cause: An attempt to create the model was rejected because the model already existed.

Action: Specify a new model name or use the -force option to overwrite the model.

CLSCH-03661: The model "{0}" is currently used for monitoring.

Cause: An attempt to calibrate the model was rejected because the model is currently used for monitoring.

Action: Stop monitoring by issuing the 'chactl unmonitor' command before calibrating.

CLSCH-03664: Oracle Cluster Health Analysis Service encountered errors: {0}

Cause: An attempt to get the status of Oracle Cluster Health Analysis Service failed.

Action: Examine the accompanying error messages for details.

CLSCH-03685: Option '-node' cannot be used with option '-db' or '-serverpool'.

Cause: A 'chactl config' command specified conflicting options.

Action: Reissue the command with the correct options.

CLSCH-03686: failed to retrieve server pool {0} configuration for the database {1}

Cause: An attempt to retrieve Oracle Cluster Health Analysis Service configuration for the specified database on the server pool failed.

Action: Examine the accompanying error messages for details.

CLSCH-03687: failed to retrieve Oracle Cluster Health Analysis Service configuration for the specified database {0}

Cause: An attempt to retrieve Oracle Cluster Health Analysis Service configuration for the specified database failed.

Action: Examine the accompanying error messages for details.

CLSCH-03688: failed to retrieve Oracle Cluster Health Analysis Service configuration for the specified server pool {0}

Cause: An attempt to retrieve Oracle Cluster Health Analysis Service configuration details for the specified serverpool failed.

Action: Examine the accompanying error messages for details.

CLSCH-03689: failed to retrieve the cluster configuration for Oracle Cluster Health Analysis Service

Cause: An attempt to retrieve the cluster configuration for Oracle Cluster Health Analysis Service failed.

Action: Examine the accompanying error messages for details.

CLSCH-03690: A SQL error occurred while retrieving information from Grid Infrastructure Management Repository.

Cause: An SQL error occurred while connecting to or reading from Grid Infrastructure Management Repository.

Action: Examine the accompanying error messages for details.

CLSCH-03704: no model found

Cause: An attempt to query models failed because no models existed in the database. This is an internal error.

Action: Contact Oracle Support Services.

CLSCH-03708: invalid attempt to remove or rename a base model

Cause: An attempt to remove or rename a base model was rejected.

Action: Reconsider the need for the request, or specify a model that is not a base model.

CLSCH-03709: successfully dumped the CHA statistics to location "{0}"

Cause: Status message.

Action: None

CLSCH-03710: conflicting start and end times for dump

Cause: The specified end date and time for a CHA dump was not later than the start date and time.

Action: Specify a dump end date and time later than the start date and time.

CLSCH-03711: No data exists between start time {0} and end time {1}.

Cause: A query calibration command specified a time range in which no data existed in the database.

Action: Specify a time range with existing data.

CLSCH-03712: 'dataset' {0} not found

Cause: A query calibration command specified an unknown 'dataset' name.

Action: Specify a known 'dataset' name.

CLSCH-03713: invalid command line syntax at '{0}'

Cause: The syntax of the command was incorrect.

Action: Examine the usage provided for this command and retry using correct syntax.

CLSCH-03714: Start time {0} is not earlier than end time {1}.

Cause: Specified end time was earlier than the start time.

Action: Retry, specifying an end time that is later than the start time.

CLSCH-03715: No monitored data exists in the database.

Cause: A query calibration command was executed when there was no monitored data in the database.

Action: Monitor the target for some time and then retry the command.

CLSCH-03716: Specified time is smaller than the allowed minimum {0} hours.

Cause: An attempt to modify the retention time for targets failed because the specified time was smaller than the allowed minimum retention time.

Action: Retry, specifying a retention time that is greater than or equal to the minimum retention time.

CLSCH-03717: max retention successfully set to {0} hours

Cause: Status message.

Action: None

CLSCH-03718: repository successfully resized for {0} targets

Cause: Status message.

Action: None

CLSCH-03719: The specified KPI {0} is not supported for clusters.

Cause: An attempt to run the command 'chactl query calibration' or 'chactl calibrate' was rejected because the specified Key Performance Indicator (KPI) was not supported for clusters.

Action: Consult the product documentation for a list of supported KPIs. Retry the command using a supported KPI.

CLSCH-03720: The specified KPI {0} is not supported for databases.

Cause: An attempt to run the command 'chactl query calibration' or 'chactl calibrate' was rejected because the specified Key Performance Indicator (KPI) was not supported for databases.

Action: Consult the product documentation for a list of supported KPIs. Retry the command using a supported KPI.

CLSCH-03721: Path to specified file is invalid.

Cause: An attempt to execute the 'chactl' command was rejected because the path specified in the command was invalid.

Action: Retry, specifying a valid path.

CLSCH-03722: Specified file already exists.

Cause: An attempt to execute the 'chactl' command was rejected because the file already existed.

Action: Retry the command specifying a path name that does not correspond to an existing file.

CLSCH-03723: Could not write to specified file.

Cause: An attempt to execute the 'chactl' command was rejected because an I/O error occurred. The accompanying messages provide detailed failure information.

Action: Examine the accompanying error messages for details and retry after fixing the issues reported.

CLSCH-03724: The specified model was calibrated on a different OS

Cause: An attempt to import the specified model was rejected because it was calibrated on a different OS.

Action: Calibrate the model on the same OS as is running in the cluster to which the model will be imported, and then retry the import operation.

CLSCH-03725: The database version is not supported for monitoring.

Cause: An attempt to start monitoring a database was rejected because the database version was not supported for monitoring.

Action: Consult the product documentation for supported database versions.

CLSCH-03726: Unable to resize the repository for the specified number of entities. An additional {0} GB of free space is required.

Cause: An attempt to execute the command 'chactl resize repository' was rejected because there was not sufficient space in the diskgroup hosting the Grid Infrastructure Management Repository (GIMR).

Action: Retry the command after adding storage to disk group hosting the GIMR.

CLSCH-03727: Unable to shrink the repository because the datafile contains data beyond the requested resize value.

Cause: An attempt to run the command 'chactl resize repository' was rejected because the datafile contained data beyond the requested resize value.

Action: Retry the command with -force option. All the monitoring data will be deleted.

CLSCH-03728: The number of data samples may not be sufficient for calibration.

Cause: An attempt to run 'chactl query calibration' detected that the number of samples in the specified time intervals may not be sufficient for calibration.

Action: Retry the command specifying longer time intervals.

CLSCH-03729: The number of data samples {0} is below the required number of data samples {1}.

Cause: An attempt to calibrate the model was rejected because the number of samples in the specified time intervals was not sufficient for calibration.

Action: Retry the command specifying longer time intervals.

CLSCH-03730: The maximum number of models {0} is reached.

Cause: An attempt to calibrate the model was rejected because the maximum number of models was reached.

Action: Remove a model using the command 'chactl remove model' and retry the calibration operation.

CLSCH-03731: Another calibration session is running.

Cause: An attempt to calibrate the model was rejected because there was another calibration session already running.

Action: Retry the command after the other calibration has completed.

CLSCH-03732: Specified file format is not supported.

Cause: An attempt to export the repository was rejected because the specified file format was not supported.

Action: The list of supported file formats can be found by running the command 'chactl export -help'. Retry the command specifying a supported file format.

CLSCH-03733: export file already exist at location {0}

Cause: An attempt to export the repository was rejected because an export file already exists at the specified location.

Action: Retry the command after deleting all the export files from the directory.

CLSCH-03734: Another export session is running.

Cause: An attempt to export the repository was rejected because there was another export session already running.

Action: Retry the command after the other export has completed.

CLSCH-03735: successfully exported the CHA schema to location "{0}"

Cause: Status message.

Action: None

CLSCH-03736: Specified time is larger than the allowed maximum {0} hours.

Cause: An attempt to modify the retention time for targets was rejected because the specified time was larger than the indicated maximum allowed retention time.

Action: Retry, specifying a retention time that is less than or equal to the maximum retention time.

CLSCH-03737: Warning: Based on the available table space and the number of entities monitored, the available retention time is limited to {0} hrs.

Cause: A status inquiry caused a recalculation of the available retention time based on the number of monitored entities and the available table space that resulted in the indicated time, which is less than the initially specified retention time.

Action: To have the available retention time conform to the desired retention time, increase the tablespace size using 'chactl resize repository' or reduce the number of monitored entities or revise the goal for retention time using 'chactl set maxretention'.

CLSCH-03738: Specified number of entities to be monitored is less than the allowed minimum {0}.

Cause: An attempt to resize the repository failed because the specified number of entities to be monitored was not at least the allowed minimum number.

Action: Retry, specifying a number of entities to be monitored that is greater than or equal to the minimum number of entities.

CLSCH-03739: Specified number of entities to be monitored is greater than the allowed maximum {0}.

Cause: An attempt to resize the repository failed because the specified number of entities to be monitored was not less than the allowed maximum number of entities.

Action: Retry, specifying a number of entities to be monitored that is less than or equal to the maximum number of entities.

CLSCH-03740: Required space {0}GB is available.

Cause: Status message.

Action: None

CLSCH-03741: Required space {0}GB is not available. An additional {0}GB of free space would be required.

Cause: Status message.

Action: None

CLSCH-03743: not enough space in the repository to retain {0} hours of data

Cause: An attempt to monitor the target was rejected because there was not enough space in the repository to monitor the target with the minimum retention time.

Action: Increase the repository size by using the command 'chactl resize repository', or stop monitoring other targets, and then retry the operation.

CLSCH-03744: Warning: The current retention time is below the max retention time.

Cause: The current retention time is below the specified maximum retention time because there is not enough space in the repository.

Action: To increase the retention time, increase the repository size using the command 'chactl resize repository', or stop monitoring some targets.

CLSDNSSD-00000 to CLSDNSSD-03999

CLSDNSSD-00000: no error.

Cause: Operation was successful.

Action: No action needed.

CLSDNSSD-00001: unknown error has occurred.

Cause: an unknown error has occurred.

Action: Contact Oracle Support Services.

CLSDNSSD-00002: no such name.

Cause: This is an internal error.

Action: Contact Oracle Support Services.

CLSDNSSD-00003: memory allocation failed.

Cause: The DNS service discovery component was unable to allocate enough memory.

Action: If memory is low on the system, terminate other processes and/or threads and try the operation again. Otherwise, this is an internal error and Oracle Support Services should be contacted.

CLSDNSSD-00004: invalid parameter.

Cause: An parameter which had an invalid value was passed by the caller to the DNS service discovery library. This is an internal error.

Action: Contact Oracle Support Services.

CLSDNSSD-00005: invalid reference.

Cause: An unknown DNS record reference was encountered.

Action: Contact Oracle Support Services.

CLSDNSSD-00006: invalid state.

Cause: This is an internal error.

Action: Contact Oracle Support Services.

CLSDNSSD-00007: invalid flags.

Cause: This is an internal error.

Action: Contact Oracle Support Services.

CLSDNSSD-00008: unsupported operation.

Cause: The DNS service discovery component attempted to perform an operation not supported by the library.

Action: Contact Oracle Support Services.

CLSDNSSD-00009: uninitialized.

Cause: This is an internal error.

Action: Contact Oracle Support Services.

CLSDNSSD-00010: service already registered.

Cause: The user attempted to register a service that was already registered.

Action: A service should only be registered once.

CLSDNSSD-00011: service name conflict.

Cause: The user attempted to register a service whose name already exists.

Action: A different service name needs to be used.

CLSDNSSD-00012: invalid data in record.

Cause: The DNS service discovery component attempted to use a record with invalid data. This is an internal error.

Action: Contact Oracle Support Services.

CLSDNSSD-00013: firewall.

Cause: This is an internal error.

Action: Contact Oracle Support Services.

CLSDNSSD-00014: client software incompatible with server.

Cause: The version of the client software used by the DNS service discovery interface is not compatible with the version of the server software.

Action: Contact Oracle Support Services.

CLSDNSSD-00015: bad interface index.

Cause: This is an internal error.

Action: Contact Oracle Support Services.

CLSDNSSD-00016: update refused.

Cause: This is an internal error.

Action: Contact Oracle Support Services.

CLSDNSSD-00017: no such record.

Cause: This is an internal error.

Action: Contact Oracle Support Services.

CLSDNSSD-00018: no auth.

Cause: This is an internal error.

Action: Contact Oracle Support Services.

CLSDNSSD-00019: no such key.

Cause: This is an internal error.

Action: Contact Oracle Support Services.

CLSDNSSD-00020: NAT Traversal.

Cause: This is an internal error.

Action: Contact Oracle Support Services.

CLSDNSSD-00021: Double NAT traversal.

Cause: This is an internal error.

Action: Contact Oracle Support Services.

CLSDNSSD-00022: invalid time stamp in record

Cause: A DNS record contained an invalid time stamp. This is an internal error.

Action: Contact Oracle Support Services.

CLSDNSSD-00023: invalid service type: "string".

Cause: The user specified a service type which does not conform to the standard specified by RFC's 1034 and RFC 1123. The service type must be one or more characters and must start and end with a letter or digit. The interior characters may be letters, digits, or hyphens.

Action: Specify a service type which conforms to the RFC.

CLSDNSSD-00024: internal error: bad key

Cause: This is an internal error.

Action: Contact Oracle Support Services.

CLSDNSSD-00025: internal error: transient

Cause: This is an internal error.

Action: Contact Oracle Support Services.

CLSDNSSD-00026: service not running

Cause: The background daemon was not running.

Action: Contact Oracle Support Services.

CLSDNSSD-00027: internal error: NAT port mapping unsupported

Cause: This is an internal error.

Action: Contact Oracle Support Services.

CLSDNSSD-00028: internal error: NAT port mapping disabled

Cause: This is an internal error.

Action: Contact Oracle Support Services.

CLSDNSSD-00029: No Router

Cause: Either a router was not configured or there was no network connectivity.

Action: Contact Oracle Support Services.

CLSDNSSD-00030: internal error: polling mode

Cause: This is an internal error.

Action: Contact Oracle Support Services.

CLSDNSSD-00031: Query Time Out

Cause: The query timed out. Either the external DNS server sent a negative response or the select call timed out.

Action: Contact Oracle Support Services.

CLSDNSSD-03999: unknown error: *number*.

Cause: A DNS error code was returned that is not known to the system. This is an internal error.

Action: Contact Oracle Support Services.

CLSGN-00000 to CLSGN-00552

CLSGN-00000: no error\n

Cause: Operation was successful.

Action: No action needed.

CLSGN-00003: unknown command: "*string*"\n

Cause: The command entered was invalid.

Action: Specify a valid command.

CLSGN-00018: parameter has no default value.

Cause: An attempt was made to reset the value of a parameter for which there is no default value.

Action: Specify a parameter which has a default value.

CLSGN-00023: "*string*" is only available in interactive mode.\n

Cause: An attempt was made to run or get help for a command from the command line which is available only in interactive mode.

Action: Change to interactive mode to run the command.

CLSGN-00024: Oracle Grid Naming Service Daemon (GNSD) aborted on node *string*.

Cause: The server aborted on the specified node.

Action: Contact Oracle Support Services.

CLSGN-00025: Creation of name object for configuration file "*string*" failed.\n

Cause: It was not possible to create a name object for the configuration file.

Action: Examine the rest of the stack for the exact reason.

CLSGN-00028: Open of configuration file "*string*" failed.\n

Cause: The open of the configuration file failed.

Action: Examine the rest of the error stack for the exact reason.

CLSGN-00029: Read of configuration file "*string*" failed.\n

Cause: A read of the configuration file failed.

Action: Examine the rest of the error stack for the exact reason.

CLSGN-00030: Close of configuration file "*string*" failed.\n

Cause: It was not possible to close the configuration file.

Action: Examine the rest of the error stack for the exact reason.

CLSGN-00031: Server failed to start:\nstring

Cause: The GNS server failed to start due to an error encountered by the server.

Action: Examine the message that accompanies this one for details. Also, take a look at the server log files for more information.

CLSGN-00032: Unexpected end of line found in record "string".\n

Cause: The line ended unexpectedly. For example, the line might have ended before the end of a quoted string was found.

Action: Specify a correctly formatted line.

CLSGN-00033: Too few arguments for value of parameter "string" Minimum: number\n

Cause: Not enough arguments were specified for a parameter.

Action: Specify the required number of arguments.

CLSGN-00034: Too many arguments for value of parameter "string" Maximum: number\n

Cause: The number of arguments specified for a parameter was greater than maximum allowed.

Action: Specify the required number of arguments.

CLSGN-00035: Record "string" contains too few fields. Minimum: number. Specified: number.\n

Cause: The entry for a parameter in the configuration file does not contain the required number of fields.

Action: Correct the entry to have the required number of fields.

CLSGN-00036: Record "string" contains too many fields. Maximum: number. Specified: number.\n

Cause: The entry for a parameter in the configuration file contains more than the maximum number of fields.

Action: Correct the entry to have the required number of fields.

CLSGN-00040: invalid value for integer parameter: "string": "string"\n

Cause: The value specified for an integer parameter was not an integer.

Action: Specify a correct value, either decimal or hexadecimal. Hexadecimal values start with the string "0x".

CLSGN-00041: invalid value for boolean parameter "string": "string"\n

Cause: The value specified for a boolean parameter was not a boolean value.

Action: Specify a correct value. Correct values include: TRUE/FALSE, YES/NO, ON/OFF, and 1/0.

CLSGN-00043: invalid configuration method: "string"\n

Cause: An unknown type was specified for the method used to store configuration information.

Action: Specify a valid type.

CLSGN-00044: no file name specified.\n

Cause: No name was specified for a configuration method which uses a file as the repository.

Action: Specify a file name.

CLSGN-00045: initialization failed: *string*\n

Cause: The initialization of GNS failed.

Action: Please examine the accompanying message for the exact reason.

CLSGN-00046: no value found for parameter "*string*".\n

Cause: A value was not specified for the parameter.

Action: Specify a parameter.

CLSGN-00051: unsupported query type: "*string*"

Cause: The query type passed in is not supported by GNS.

Action: Specify a supported query type.

CLSGN-00052: Initialization of OCR at level *number* failed.\n *string*\n

Cause: Initialization of OCR to the specified level failed.

Action: Examine the error message to determine what occurred.

CLSGN-00054: Invalid IP address: *string*

Cause: The IP address specified is neither in the v4 or v6 format.

Action: Specify a correct address.

CLSGN-00058: Invalid number of arguments specified: *number*.\n

Cause: The client program sent the wrong number of arguments over for a command.

Action: This error should not ordinarily be seen. Contact Oracle Support Services.

CLSGN-00059: Unknown command: *number*.\n

Cause: The server received an unknown command from the client.

Action: This error should never happen. If it does, contact Oracle Support Services.

CLSGN-00060: Conversion of string value "*string*" failed with error *number*.\n

Cause: The value of a parameter sent over from the client to number failed.

Action: Specify a valid parameter value.

CLSGN-00061: Internal error.\n

Cause: An unexpected error occurred. The rest of the error stack contains details about the error.

Action: This error should never happen. If it does, contact Oracle Support Services.

CLSGN-00062: Server spawn failed: could not access subdirectory *string* under *string*.\n

Cause: The server process could not be spawned because the directory where the program resides could not be located or accessed.

Action: Make sure that the server directory exists and can be accessed by the user starting the program.

CLSGN-00063: Server spawn failed: executable not accessible: directory: *string* file: *string*\n

Cause: The server program could not be accessed.

Action: Make sure the server executable exists and can be accessed by the user starting the program.

CLSGN-00064: spawn of server *string* failed.\n

Cause: The client was unable to start the server process.

Action: More details about the failure can be found in messages that follow.

CLSGN-00065: Unable to create backup for configuration file *string*

Cause: The GNS server was unable to create a backup configuration file.

Action: Check the permissions in the configuration directory. Make sure that the GNS process is permitted to create files there.

CLSGN-00068: Service advertisement stop failed.\n

Cause: GNS encountered an error when it tried to stop the advertisement of its service.

Action: Examine the message following this one. It will indicate the cause. If it is a number, consult rdret.h.

CLSGN-00069: Service registration failed.\n

Cause: GNS was unable to register itself with Resource Discovery.

Action: Examine the message following this one. It will indicate the cause. If it is a number, consult rdret.h.

CLSGN-00070: Service location failed.\n

Cause: The client program was not able to locate a GNS server.

Action: Examine the message following this one for a possible cause.

CLSGN-00071: Transport initialization failed.\n

Cause: GNS was unable to initialize the transport that it uses to communicate between the client and server.

Action: Examine the messages following this one for the cause of the error.

CLSGN-00072: Connection to server failed.\n

Cause: GNS was unable to initialize the transport that it was used to communicate between the client and server.

Action: The message following indicates the exact error that occurred.

CLSGN-00073: Send failed\n

Cause: GNS was unable to send data either from the client to the server or from the server to the client.

Action: The message following indicates the exact error that occurred.

CLSGN-00074: Wait for client connection failed\n

Cause: An error occurred while the server was waiting for a connection from the client.

Action: The message following indicates the exact error that occurred.

CLSGN-00075: Receive failed.\n

Cause: GNS was unable to receive data from its peer process.

Action: The message following indicates the exact error that occurred.

CLSGN-00076: *string* Packet ignored: *string*.\n

Cause: The packet was ignored by the server because it was invalid. This may be caused by another process sending malformed packets.

Action: Use system tools to determine if a non-GNS process is sending data to the server.

CLSGN-00077: Invalid DNS message received.\n

Cause: The Grid Naming Service (GNS) server received a query which was not of the correct format. This could be due to an error by the server or because a malicious process is sending the GNS server invalid packets.

Action: The error is informational and should not ordinarily be visible to a user. If it is seen, contact Oracle Support Services.

CLSGN-00078: No space in left in buffer. Buffer size: *number*.

Cause: The buffer provided was too small to fit a piece of data.

Action: This error should ordinarily not be visible to users. If it appears, contact Oracle Support Services.

CLSGN-00079: Bonjour initialization failed.\n

Cause: The function called to initialize Bonjour for use by GNS failed.

Action: Examine the accompanying Bonjour error and take corrective action.

CLSGN-00080: Wait failed.

Cause: The wait for data to be received from another process failed.

Action: This error should ordinarily not be visible to users. If it appears, contact Oracle Support Services.

CLSGN-00081: The GNS service is not running.\n

Cause: The GNS service could not be contacted because it is not running.

Action: Start the GNS service.

CLSGN-00082: The GNS service is already running.\n

Cause: An attempt was made to start the GNS service, but it was already running.

Action: Shut down the GNS service before trying to start it.

CLSGN-00083: Invalid option: "*string*".\n

Cause: An unknown option was specified either to a client program or the server.

Action: Specify a supported option.

CLSGN-00086: Service location initialization failed.\n

Cause: The GNS client failed when it tried to initialize the Resource Discovery subsystem.

Action: Examine the message following this one. It will indicate the cause. If it is a number, consult rdret.h.

CLSGN-00087: Listen on endpoint "*string*" failed.\n

Cause: The server was unable to listen for requests on the specified endpoint.

Action: The accompanying GIPC error should be examined for the exact error.

CLSGN-00088: Listen on *string* port *number* failed due to a lack of privileges.\n

Cause: The server was unable to listen on the specified port because it does not have privilege to do so. On Linux and Unix systems, this can occur because the server is not running as the root user.

Action: Run the server as a user with the needed privileges.

CLSGN-00089: Not enough arguments specified for the "*string*" option. Number specified: *number*. Minimum number: *number*.\n

Cause: Enough arguments were not specified for a command.

Action: Specify the minimum number of arguments.

CLSGN-00090: Too many arguments specified for the "*string*" option. Number specified: *number* Maximum number: *number*.\n

Cause: Too many arguments arguments specified for a command.

Action: Specify the required number of arguments.

CLSGN-00099: Multicast DNS server not running.\n

Cause: GNS was unable to send a query to the multicast DNS server because it is not running.

Action: Start the multicast DNS server.

CLSGN-00100: The alias "*string*" already exists.

Cause: The specified alias already exists.

Action: Specify an alias which does not exist.

CLSGN-00101: The alias "*string*" does not exist.

Cause: An alias for a name could not be found.

Action: Specify an alias which exists.

CLSGN-00102: The name "*string*" does not exist.

Cause: The specified name could not be found.

Action: Specify a name which exists.

CLSGN-00109: No interfaces available.

Cause: GNS was unable to find any interfaces on which it can listen for requests. This error is likely caused by the incorrect specification of the list of interfaces on which GNS is not to listen. Alternatively, it may be caused by an error in system configuration.

Action: Correct the list of prohibited interfaces if it was set incorrectly. If this is not the case, check the system configuration.

CLSGN-00110: One or threads failed - check log.\n

Cause: One or more GNS failed unexpectedly.

Action: Check the log file to determine the exact reasons.

CLSGN-00111: Acquisition of privileges needed to perform operation failed.

Cause: An attempt to acquire the privileges needed failed.

Action: Examine the attached message for more details.

CLSGN-00112: Platform initialization failed.\n

Cause: GNS was unable to initialize the layer the provides system-specific services.

Action: Examine the accompanying message for details.

CLSGN-00120: Creation of configuration file "*string*" failed.\n

Cause: The creation of the new version of the configuration file failed.

Action: Examine the rest of the error stack for the exact reason.

CLSGN-00121: Trace level set to *number*.

Cause: This is an information message to indicate that the trace level was set.

Action: No action is needed.

CLSGN-00122: Dynamic messaging initialization failed - error *number*

Cause: The facility used to control the GNS server dynamically failed.

Action: This error should not be seen in normal use. Contact Oracle Support Services if it appears.

CLSGN-00127: Privileged user "*string*" does not exist.

Cause: The user which GNS is to run as in order to run operations which require special privileges does not exist.

Action: Specify a user which does exist on the host. This user must have the ability to listen for requests from the DNS server.

CLSGN-00128: Unprivileged user "*string*" does not exist.

Cause: The user which GNS is to run as in order to perform operations which do not require special privileges does not exist.

Action: Specify a user which exists.

CLSGN-00129: Privileged group "*string*" does not exist.

Cause: The group to which a user must belong in order to perform administrative operations does not exist.

Action: Specify a group which exists on the host.

CLSGN-00130: no privileges to access OCR key "*string*".

Cause: It was not possible to retrieve the specified key from OCR because the user does not have the required privileges.

Action: Either run the command as a user which has the required privileges or configure OCR to allow retrieval of the key.

CLSGN-00131: no privileges to get value for OCR key "*string*".

Cause: It was not possible to retrieve the specified value from OCR because the user does not have the required privileges.

Action: Either run the command as a user which has the required privileges or configure OCR to allow retrieval of the key.

CLSGN-00132: user "*string*" not authorized to run command.

Cause: A user tried to run a command but has no permission to do so.

Action: Run the command as a user which has the proper privileges.

CLSGN-00133: Exception received:*nstring*

Cause: An exception occurred on the server process.

Action: Examine the exception for details.

CLSGN-00134: Invalid name: "*string*".

Cause: The name to be used for a GNS operation was not valid. The name may have no domain or be qualified with the name of subdomain serviced by GNS.

Action: Specify a correct name.

CLSGN-00135: Mandatory parameter "*string*" is not configured.

Cause: A value was not configured for a mandatory parameter.

Action: Configure a value in the parameter repository.

CLSGN-00136: Query for network address for name "*string*" failed.

Cause: The query for network addresses for the given name failed.

Action: Examine the accompanying errors for for more information. If the errors indicate that the name does not exist, register it using `srvctl`.

CLSGN-00138: No thread names specified.

Cause: The command requires at least one thread name to be specified.

Action: Specify at least one thread name.

CLSGN-00139: Invalid thread name "*string*"

Cause: The name of the thread was unknown to GNS.

Action: Specify a valid thread name.

CLSGN-00140: OCR key "*string*" does not exist.

Cause: The specified key cannot be found in the Oracle Cluster Registry.

Action: Specify a key that exists This exception often happens when trying to retrieve a configuration parameter.

CLSGN-00141: The address "*string*" already exists.

Cause: A mapping for a address to a name already exists.

Action: Specify an address which does not exist.

CLSGN-00142: Open of OCR key "*string*" failed.

Cause: An error occurred while trying to open the root OCR used by GNS.

Action: Examine the accompanying exceptions for more information about the error. This error may be caused by mis-configuration.

CLSGN-00143: Subdomain "*string*" already exists.

Cause: An attempt was made to create a GNS subdomain which already exists.

Action: Specify a subdomain which does not exist.

CLSGN-00144: Subdomain "*string*" does not exist.

Cause: The specified GNS subdomain does not exist.

Action: Specify a subdomain which exists.

CLSGN-00147: Address "*string*" for name "*string*" is not serviced by GNS.

Cause: The specified address is not served by GNS.

Action: Specify a different address or change the subnet mask used by GNS.

CLSGN-00149: Address "*string*" does not exist.

Cause: The specified address is not known to GNS.

Action: Specify a valid address.

CLSGN-00150: Alias "*string*" is invalid.

Cause: The name of the alias to be advertised was not valid. The name may have no domain or be qualified with the name of subdomain serviced by GNS.

Action: Specify a correct alias.

CLSGN-00151: Name domain "*string*" does not match GNS subdomain "*string*"

Cause: The domain specified for the name does not specify the subdomain served by GNS.

Action: Either specify the correct domain or just specify the name of the host.

CLSGN-00152: Self-check failed.

Cause: The self-check performed by GNS failed.

Action: Verify that DNS has been configured so that it forwards queries for the GNS domain to the IP address on which the GNS server is listening. Otherwise contact Oracle Support Services.

CLSGN-00153: Length of subdomain "*string*": *string* exceeds the maximum: *string*.

Cause: The name specified for the subdomain to be served by GNS is longer than the maximum.

Action: Specify a shorter subdomain name.

CLSGN-00154: Invalid subdomain: "*string*"

Cause: The name of the subdomain does not conform to Internet standards. It must meet the following requirements: 1. Only alphanumeric characters, periods are hyphens are allowed; 2. It must start and end with an alphanumeric character; 3. Consecutive periods are not allowed. In addition, the subdomain must not end with ".local" as it is reserved for multicast DNS.

Action: Specify a subdomain in the correct format.

CLSGN-00155: trace level *number* is less than the minimum *number* - ignoring.

Cause: The trace level specified is lower than the minimum supported.

Action: Specify a valid trace level.

CLSGN-00156: trace level *number* is greater than the maximum *number*. Using the maximum value instead.

Cause: The trace level specified is greater than the maximum supported.

Action: Specify a valid trace level.

CLSGN-00158: Initialization or shut down in progress.

Cause: GNS was unable to process a command because it is either starting up or shutting down.

Action: If the server is starting up, try the command again in a few seconds. The server is shutting down, try the command again after the server has restarted.

CLSGN-00161: Failed to set GNS trace level: *string*.

Cause: The call to set the trace level on the GNS server failed.

Action: Examine the accompanying error message for details.

CLSGN-00162: Name "*string*" and address "*string*" will not be advertised due to configuration change.

Cause: When GNS attempted to advertise a name and address upon re-start, it failed because the address can no longer be serviced. This can happen if the subnet used by GNS was changed between the time that GNS was stopped and it was started.

Action: If this result was expected, the error can be ignored. Otherwise, the subnet needs to be changed in OCR and GNS needs to be stopped and re-started.

CLSGN-00163: connection with Cluster Synchronization Services failed. Error: *number*.\n

Cause: GNS was unable to contact Cluster Synchronization Services in order to retrieve the name of the cluster.

Action: This error is most probably caused by the Cluster Synchronization Services daemon being down. If the daemon is running, contact Oracle Support Services and provide them with the error code.

CLSGN-00164: Failed to retrieve cluster name: Error: *number*.

Cause: GNS was unable to get the name of the cluster from Cluster Synchronization Services.

Action: This error is most probably caused by the Cluster Synchronization Services daemon being down. If the daemon is running, contact Oracle Support Services and provide them with the error code.

CLSGN-00165: Running as user "*string*" which is not privileged.

Cause: GNS is not running as a privileged user e.g. root.

Action: Start GNS as a privileged user.

CLSGN-00166: Creation of OCR key "*string*" failed.\n *string*

Cause: GNS was unable to create the specified OCR key.

Action: Examine the accompanying error for details about what occurred. This error may be caused by mis-configuration.

CLSGN-00167: Operation is unsupported.

Cause: An operation was attempted which is not currently supported by GNS.

Action: Do not attempt the operation.

CLSGN-00168: Name advertisement or alias re-creation failed.

Cause: When GNS starts, it re-creates the advertisements and aliases that existed when it was shut down. The attempt to re-create an advertisement or alias failed.

Action: This error should not occur in normal use. Contact Oracle Support Services.

CLSGN-00169: Spawn of thread "*string*" failed.

Cause: GNS was unable to spawn a thread. This may be due to low system resources.

Action: If the memory or processes in use on the system are too high, reduce one or both and restart GNS. If this is not the case, contact Oracle Support Services.

CLSGN-00170: Thread "*string*" failed on startup.

Cause: A GNS thread failed when it tried to start.

Action: Examine the alert log and and trace file (if any) for details about the error.

CLSGN-00171: Invalid alias "*string*" specified for name "*string*".

Cause: The name of the alias to be advertised was not valid. The name must have no domain or be qualified with the name of subdomain serviced by GNS.

Action: Specify an alias whose name is in the correct format.

CLSGN-00172: Domain given in alias "*string*" for name "*string*" does not match GNS domain "*string*".

Cause: The domain specified for an alias does not match the domain serviced by GNS.

Action: Either specify the correct domain or do not specify a domain and GNS will use its domain as the default.

CLSGN-00173: GNS has not been configured.

Cause: An operation on the Grid Naming Service (GNS) failed because GNS had not been configured.

Action: Configure GNS and retry the operation.

CLSGN-00174: Packet replay detected - dropping connection.

Cause: GNS received a duplicate packet from a client. The connection was dropped as a consequence.

Action: Examine the trace file for details. It is possible that a malicious user is attempting to send an invalid packet to GNS.

CLSGN-00175: Invalid packet received - dropping connection.

Cause: The packet was ignored by the server because it was invalid. This may be caused by another process sending malformed packets. This error is usually accompanied by another error which describes the exact error that occurred.

Action: Use system tools to determine if a non-GNS process is sending data to the server.

CLSGN-00176: Packet security check failed.

Cause: The check of the security attributes of a packet failed.

Action: Check the trace file for details about the failure. It is possible that a malicious user is attempting to send an invalid packet to GNS.

CLSGN-00177: Invalid packet type received.

Cause: GNS received a packet whose type is unknown.

Action: Check the trace file for details about the failure. It is possible that a malicious user is attempting to send an invalid packet to GNS.

CLSGN-00178: Resolution of name "*string*" failed.

Cause: GNS failed to retrieve the address of the specified name.

Action: Check to make sure that an address for the name has been registered with GNS. If it is configured, check to make sure that DNS has been properly configured.

CLSGN-00179: No forwarded query received from DNS for name in "*string*" domain, check DNS configuration

Cause: A query was not forwarded from DNS to GNS for a name in the subdomain that it services.

Action: Check the configuration of DNS. Make sure that it contains the required forwarding directive contained in the following message.

CLSGN-00180: If BIND is being used and the zone is being forwarded, the entry will likely look like the following:

Cause: This message is displayed when the GNS self-check fails.

Action: Ensure that the configuration of DNS has the entry listed in the message that follows this one.

CLSGN-00182: *string* Unable to resolve self-check name.

Cause: This is an informational message which accompanies other messages describing a self-check failure.

Action: Examine the accompanying error messages for more information as to the cause of the problem.

CLSGN-00183: Number of retries exceeded maximum: *number*.

Cause: An operation failed after the maximum number of retries.

Action: Examine the accompanying message(s) for the reasons to why this error occurred.

CLSGN-00184: Operation has to be retried.

Cause: An operation failed because it could not be performed at this time and should be tried again later`.

Action: Examine the accompanying message(s) for details about the operation that was performed.

CLSGN-00185: Invalid argument.

Cause: An argument was passed to a function which was incorrect. In the case of a string, for example, a string will be invalid if it is null or has a zero length.

Action: Supply a valid argument.

CLSGN-00186: Insufficient privileges.

Cause: The user attempted an operation for which he or she does not have sufficient privileges.

Action: Either have the system administrator grant the needed privileges or re-try the operation as a user which has the needed privileges.

CLSGN-00187: Listening address "*string*" is not on the public network.

Cause: The address specified as the address on which GNS is to listen is not on the public network.

Action: Specify a different address which is on the public network.

CLSGN-00188: The value for parameter "*string*": *number* may only be from *number* to *number*.

Cause: The value for a parameter is outside the range of permitted values.

Action: Specify a value within the range.

CLSGN-00190: No records found for "*string*".

Cause: No records could be found for the specified name in GNS.

Action: Specify a name which exists in GNS.

CLSGN-00191: No records registered.

Cause: A query was made for the names registered in GNS but none were found.

Action: Re-run the query after names have been advertised.

CLSGN-00192: *string* Open of OCR key "*string*" failed.\n *string*

Cause: GNS was unable to open the specified OCR key.

Action: Examine the accompanying error for details about what occurred.

CLSGN-00193: Deletion of OCR key "*string*" failed.\n *string*

Cause: GNS was unable to delete the specified OCR key.

Action: Examine the accompanying error for details about what occurred.

CLSGN-00194: Time needed for resolution of name "*string*": *string* ms exceeded threshold of *string* ms

Cause: Name resolution took longer than the expected time.

Action: This may indicate a problem in the network or DNS configuration and should be investigated by each administrator.

CLSGN-00197: Self-check failed due to failure in name resolution.

Cause: The self-check failed because it was not possible to resolve the self-check name into the address used for reference.

Action: Examine the errors that follow the message for further information as to the cause.

CLSGN-00201: first self-check name resolution failed.

Cause: GNS was unable to resolve the name that it uses for the self-check the first time after it started.

Action: Examine the logs for more information about the error.

CLSGN-00202: first self-check failed.

Cause: GNS was unable run the self-check the first time after it started.

Action: Examine the logs for more information about the error.

CLSGN-00205: self-check failed while in "recovery" state.

Cause: The self-check had previously succeeded after a failure but has failed again.

Action: Examine the logs for more information about the failure.

CLSGN-00206: Creation of a network endpoint failed.

Cause: The creation of a listening endpoint failed.

Action: Examine the accompanying error stack for more information about the error.

CLSGN-00207: Creation of a network endpoint failed due to lack of permissions.

Cause: The creation of a listening endpoint failed because the server did not have the needed permissions.

Action: Examine the accompanying error stack for more information about the error.

CLSGN-00208: Network endpoint "*string*" already in use.

Cause: The creation of an endpoint failed because another process is using it.

Action: If another GNS instance is running, this error is expected. Otherwise, terminate the process using the address or start GNS on another node.

CLSGN-00209: Listen for DNS requests failed. IP address *string* port *number* is in use.

Cause: Listening for requests from the DNS server(s) failed because another process is using the address.

Action: If another GNS instance is running, this error is expected. Otherwise, terminate the process using the address or start GNS on another node.

CLSGN-00210: failed to get value for OCR key "*string*".\n *string*

Cause: It was not possible to retrieve the specified value from OCR.

Action: Examine the accompanying error stack for more information about the error.

CLSGN-00211: OCR batch operation failed.\n *string*

Cause: Setting a set of OCR key values failed.

Action: Examine the accompanying error stack for more information about the error.

CLSGN-00215: no service specified

Cause: The service was required in an SRV record, but not specified.

Action: Specify a service.

CLSGN-00216: invalid SRV service: "*string*"

Cause: The service specified was not valid.

Action: Specify a valid service.

CLSGN-00217: no target specified in SRV record

Cause: The target was required in an SRV record, but not specified.

Action: Specify a target for the SRV record.

CLSGN-00218: invalid SRV record target: "*string*"

Cause: The target in the SRV record specified was not a valid DNS name.

Action: Specify a valid SRV record target. It must be a valid DNS name.

CLSGN-00219: SRV record for service: "*string*" does not exist

Cause: An SRV record for the specified service did not exist.

Action: Specify a service which exists.

CLSGN-00220: SRV record for service "*string*" already exists

Cause: An SRV record for the specified service already existed.

Action: Specify a service which does not exist.

CLSGN-00221: invalid SRV record port number: *number*. Maximum port number is *number*

Cause: The value specified for the port number of an SRV record was invalid.

Action: Specify a value which less than or equal to the maximum value.

CLSGN-00222: invalid SRV record priority: *number*. Maximum priority is *number*

Cause: The value specified for the priority of an SRV record was invalid.

Action: Specify a value which less than or equal to the maximum value.

CLSGN-00223: invalid SRV record weight: *number*. Maximum weight is *number*

Cause: The value specified for the weight of an SRV record was invalid.

Action: Specify a value which less than or equal to the maximum value.

CLSGN-00224: No SRV record name specified

Cause: The name of the SRV record was not specified.

Action: Specify a name.

CLSGN-00225: Invalid SRV record name: "*string*"

Cause: The name specified for the SRV record was not a valid DNS name.

Action: Specify a valid DNS name. See RFC 1034 for details.

CLSGN-00226: Invalid SRV record protocol: "*string*"

Cause: The protocol specified for the SRV record was not valid.

Action: Specify a valid protocol or nothing to get the default.

CLSGN-00229: No SRV record protocol specified

Cause: The protocol for the SRV record was not specified.

Action: Specify a protocol.

CLSGN-00234: No PTR records found for "*string*"

Cause: No PTR records could be found for the specified name.

Action: Either add PTR records for the name or specify another name.

CLSGN-00235: PTR record already exists for "*string*"

Cause: An attempt was made to add a PTR record which already exists.

Action: Specify a PTR record which does not exist.

CLSGN-00236: TXT record already exists for "*string*"

Cause: An attempt was made to add a TXT record which already exists.

Action: Specify a TXT record which does not exist.

CLSGN-00237: No TXT records found for "*string*"

Cause: No TXT records could be found for the specified name.

Action: Either add TXT records for the name or specify another name.

CLSGN-00238: Length of TXT record (*string* bytes) exceeds maximum length (*number*)

Cause: The TXT record was longer than the maximum.

Action: Specify a shorter record.

CLSGN-00239: Invalid TXT record

Cause: The TXT record specified does not conform with the standard (RFC 1035).

Action: Specify a record which conforms with the standard.

CLSGN-00240: Invalid PTR record: "*string*"

Cause: The PTR record specified does not conform with the standard (RFC 1035).

Action: Specify a record which conforms with the standard.

CLSGN-00241: Record "*string*" already exists.

Cause: An attempt was made to add a record which already exists.

Action: Specify a record which does not exist or use force option to replace existing record.

CLSGN-00242: Record type *string* for record "*string*" does not exist.

Cause: An attempt was made to query a record which does not exist.

Action: Specify a record which is already registered with GNS.

CLSGN-00243: Length of name "*string*" (*number*) exceeds maximum allowed *number*

Cause: The length of a name specified exceeds the allowed limit.

Action: Specify a shorter name.

CLSGN-00244: Length of qualified name "*string.string*" (*number*) exceeds maximum allowed *number*

Cause: The length of a name plus the GNS subdomain specified exceeded the allowed limit.

Action: Specify a shorter name.

CLSGN-00246: No name specified for a PTR record.

Cause: A name was not specified for a Pointer Resource (PTR) record.

Action: Specify a name which complies with the syntax described in RFC 1034 issued by the Internet Engineering Task Force (www.ietf.org).

CLSGN-00247: No target specified for a PTR record.

Cause: A name was not specified as the target of the Pointer Resource (PTR) record.

Action: Specify a name which complies with the syntax described in RFC 1034 issued by the Internet Engineering Task Force (www.ietf.org).

CLSGN-00248: No name specified for TXT record.

Cause: A name was not specified for a text (TXT) record.

Action: Specify a name which complies with the syntax described in RFC 1034 issued by the Internet Engineering Task Force (www.ietf.org).

CLSGN-00249: No value specified for a TXT record.

Cause: A value was not specified for a text (TXT) record.

Action: The value of a TXT record is a set of keyword and value pairs separated by commas. The values must comply with the syntax described in RFC 1464 issued by the Internet Engineering Task Force (www.ietf.org).

CLSGN-00250: No name specified for refresh.

Cause: A name was not specified for a refresh operation.

Action: Specify a name which complies with the syntax described in RFC 1034 issued by the Internet Engineering Task Force (www.ietf.org). The name must correspond to a record which exists in Grid Naming Service (GNS).

CLSGN-00251: GNS attempt to re-bind listening endpoints failed.

Cause: GNS rebind failed.

Action: Examine the accompanying error messages for details about the error.

CLSGN-00253: Invalid key

Cause: A key supplied for an operation is invalid.

Action: Supply a valid key.

CLSGN-00254: Open of credentials file "*string*" failed.

Cause: Opening the specified credentials file failed.

Action: Specify a file which exists and has the proper permissions. The file must be readable by the user performing the operation.

CLSGN-00255: Credentials file "*string*" does not exist.

Cause: The credentials file specified could not be found.

Action: Specify a file that exists.

CLSGN-00256: Initialization of credentials import failed.

Cause: The steps required to initialize the import of credentials failed.

Action: Examine the accompanying errors for details about the failure.

CLSGN-00257: Credentials file "*string*" already exists.

Cause: The credentials file specified already exists.

Action: Specify a file that does not exist.

CLSGN-00258: Credentials file "*string*" could not be created.

Cause: The credentials file specified could not be created.

Action: Specify a file which does not exist or is writable to the user performing the export.

CLSGN-00259: Initialization of credentials export failed.

Cause: The steps required to initialize the export of credentials failed.

Action: Examine the accompanying errors for details about the failure.

CLSGN-00260: Credential verification failed.

Cause: GNS was unable to verify the contents of a credentials file.

Action: Examine the accompanying errors for the cause.

CLSGN-00261: Import of credentials failed.

Cause: An error occurred while importing credentials used to contact the GNS server.

Action: Examine the accompanying errors for more information.

CLSGN-00262: Export of credentials failed.

Cause: An error occurred while exporting credentials used to contact the GNS server.

Action: Examine the accompanying errors for more information.

CLSGN-00263: Length of service instance "*string*": *string* exceeds maximum: *number*.

Cause: The length of the specified service instance exceeded the maximum allowed.

Action: Specify a shorter service instance.

CLSGN-00264: Invalid service instance: "*string*".

Cause: The service instance contained characters which are not allowed under the draft standard for DNS-based service discovery (see <http://files.dns-sd.org/draft-cheshire-dnsext-dns-sd.txt>)

Action: Specify a service instance which complies with the standard.

CLSGN-00265: The number of discovery addresses found exceeds the maximum of two.

Cause: More than two discovery addresses were found in the cluster configuration.

Action: Use 'srvctl modify gns' to correct the discovery addresses. If this does not resolve the problem, contact Oracle Support Services.

CLSGN-00266: Both of the discovery addresses are of the same type.

Cause: The Grid Naming Service (GNS) configuration was found to have two IPv4 or two IPv6 discovery addresses.

Action: Use 'srvctl modify gns' to correct the discovery addresses. If this does not resolve the problem, contact Oracle Support Services.

CLSGN-00267: All discovery addresses in the GPnP profile are invalid.

Cause: No addresses were found in the Grid Plug and Play (GPnP) profile which could be used to locate an instance of the Grid Naming Service (GNS).

Action: Use 'srvctl modify gns' to correct the discovery addresses. If this does not resolve the problem, contact Oracle Support Services.

CLSGN-00268: Initialization of GPnP failed.

Cause: An attempt to initialize Grid Plug and Play (GPnP) while modifying the Grid Naming Service (GNS) configuration failed.

Action: Examine the accompanying error messages for details.

CLSGN-00269: Failed to get GPnP profile or profile value.

Cause: An attempt to access the Grid Plug and Play (GPnP) profile or a value within the profile failed while modifying Grid Naming Service (GNS) configuration.

Action: Examine the accompanying error messages for details.

CLSGN-00270: Failed to set discovery address.

Cause: An attempt to modify Grid Naming Service (GNS) discovery address failed.

Action: Examine the accompanying error messages for details.

CLSGN-00272: Thread has been stopped.

Cause: This error is used internally by GNS to indicate that a thread has been stopped.

Action: This error should not occur in normal use. Contact Oracle Support Services.

CLSGN-00500: credentials extraction failed

Cause: The attempt to validate the provided Grid Naming Service (GNS) credentials failed.

Action: Examine the accompanying errors for more information.

CLSGN-00501: credentials initialization failed

Cause: Initialization of the subsystem used for credentials validation failed.

Action: Generally, this error should not be visible. If it occurs, contact Oracle Support Services.

CLSGN-00502: CRS initialization failed: *string*

Cause: Grid Naming Service (GNS) was unable to initialize Cluster Ready Services (CRS) for its use.

Action: Examine the accompanying errors for more information about the error.

CLSGN-00503: CRS operation "*string*" failed with error: *number*

Cause: A Cluster Ready Services (CRS) operation failed.

Action: This error should not occur in normal use. Contact Oracle Support Services.

CLSGN-00504: unsupported version: *string*

Cause: The version of an object or operation was not supported by Grid Naming Service (GNS).

Action: This error should not occur in normal use. Contact Oracle Support Services.

CLSGN-00508: OCR is not available

Cause: The Oracle Cluster Registry (OCR) was not available yet for use by Grid Naming Service (GNS).

Action: This error should not occur in normal use. Contact Oracle Support Services.

CLSGN-00509: Import of GNS key failed.

Cause: An error occurred while importing GNS key.

Action: Examine the accompanying error messages.

CLSGN-00510: CRS is not running

Cause: An operation which attempted to access the Oracle Cluster Registry failed because the Cluster Ready Services (CRS) was not running.

Action: Run the 'crsctl check crs' command to determine if CRS is running. If it is running, contact Oracle Support Services. Otherwise, restart CRS.

CLSGN-00511: GNS client cluster data already exists.

Cause: An attempt to import client data failed because client data has already been imported.

Action: Use 'srvctl modify gns -clientdata' to modify existing client data.

CLSGN-00512: Unsupported record type: *string*

Cause: The record type specified was unsupported.

Action: Specify a supported record type.

CLSGN-00513: Empty or corrupt import file: *string*

Cause: Credential import failed because the import file was empty or corrupt.

Action: Specify a valid import file and try again.

CLSGN-00514: Removal of GNS credentials failed.

Cause: An error occurred while removing the GNS credentials from client cluster.

Action: Examine the accompanying error messages.

CLSGN-00515: *string* failed to set the ownership for OCR key "*string*".\n *string*

Cause: GNS was unable to set the ownership for OCR key.

Action: Examine the accompanying error message for details about what occurred.

CLSGN-00516: File "*string*" is not a valid file.

Cause: The attempted operation failed because the file referenced by the indicated pathname was of the wrong type.

Action: Specify a valid file and retry.

CLSGN-00517: length of component "*string*": *string* exceeds the maximum: *number*

Cause: The length of a component of a name exceeded the maximum allowed.

Action: Specify a shorter component.

CLSGN-00518: Thread group "*string*" failed to stop.

Cause: A group of threads belonging to the Grid Naming Service (GNS) process failed to stop. This can happen if one or more threads in the group becomes unresponsive because of a system problem.

Action: This error can be ignored if the GNS process stops despite this error. If the GNS process does not stop, contact Oracle Support Services.

CLSGN-00519: Thread "*string*" failed to stop.

Cause: A thread belonging to the Grid Naming Service (GNS) process failed to stop. This can happen if the thread becomes unresponsive because of a system problem.

Action: This error can be ignored if the GNS process stops despite this error. If the GNS process does not stop, contact Oracle Support Services.

CLSGN-00520: invalid PTR target: "*string*"

Cause: An invalid string was specified for the target of a PTR record. The target must be a valid DNS name.

Action: Specify a target which complies with the syntax described in RFC 1034 issued by the Internet Engineering Task Force (www.ietf.org). The target must correspond to a record which exists in Grid Naming Service (GNS).

CLSGN-00521: No port available.

Cause: The Grid Naming Service (GNS) was unable to find a port to listen on.

Action: This error should not generally occur. Contact Oracle Support Services.

CLSGN-00522: invalid instance role: "*string*"

Cause: The instance role specified was not a valid role.

Action: Specify a valid GNS instance role name.

CLSGN-00523: No value found for "*string*" attribute.

Cause: The Grid Naming Service (GNS) did not get any value for for the indicated CRS attribute.

Action: Examine the accompanying error messages for details.

CLSGN-00524: NS query for subdomain "*string*" failed.

Cause: The Grid Naming Service (GNS) was unable to contact the Domain Name System (DNS) to get the name server (NS) record for the subdomain that it serves.

Action: Examine the accompanying errors and address any issues found. This error may be transient and thus may be ignored. If it persists, contact Oracle Support Services.

CLSGN-00525: no instance information found for subdomain "*string*"

Cause: No name server (NS) record for the Grid Naming Service instance was found in the Domain Name System (DNS).

Action: Request the DNS administrator to add an NS record for the GNS subdomain.

CLSGN-00526: invalid instance name: "*string*"

Cause: The name of this instance of the Grid Naming Service either contained characters which are not valid in a DNS label or was longer than the maximum length of a DNS label.

Action: The Grid Naming Service (GNS) uses the name of the cluster as its instance name. Specify a cluster name which complies with the syntax described in RFC 1034 issued by the Internet Engineering Task Force (www.ietf.org).

CLSGN-00527: primary instance "*string*" already running on cluster "*string*"

Cause: Start of primary GNS instance failed because it was already running. There must be only one primary GNS instance running in a multi-cluster environment.

Action: If desired, stop the running GNS instance with command 'srvctl stop gns' and then start the new primary instance on this cluster.

CLSGN-00528: failed to get data from zone

Cause: A zone transfer failed because the fetch of a record from a transfer message failed.

Action: Examine the accompanying error messages for details.

CLSGN-00529: failed to verify zone data

Cause: Zone data received was not in the expected format.

Action: Examine the accompanying error messages for details.

CLSGN-00530: failed to save the received zone

Cause: An attempt to save the zone data on a peer instance failed.

Action: Examine the accompanying error messages for details.

CLSGN-00531: domain name in zone does not match configured domain

Cause: A zone operation failed because an invalid domain name was found in a transfer message.

Action: Examine the accompanying error messages for details.

CLSGN-00532: Signature verification failed.

Cause: The verification of the signature attached to a record failed.

Action: This error should not be seen ordinarily. If it appears, contact Oracle Customer Service and provide details about how and when the error occurred.

CLSGN-00533: The record TTL *string* does not match existing records with TTL *string*.

Cause: A record with the same type with a different time to live was detected. This is a violation of RFC 4034 issued by the Internet Engineering Task Force (www.ietf.org).

Action: Either create the new record with the same time to live as the existing record or remove the existing record and create a new one.

CLSGN-00534: Validation of record failed.

Cause: An error occurred while validating a record.

Action: This error should not be seen ordinarily. If it appears, contact Oracle Customer Service and provide details about how and when the error occurred. Please supply any other messages which accompanied this one.

CLSGN-00535: failed to get the CRS active version

Cause: An operation failed because it could not get CRS active version.

Action: Examine the accompanying error messages for details.

CLSGN-00536: Initialization of OLR at level *number* failed.

Cause: Initialization of OLR to the specified level failed.

Action: Examine the accompanying error messages for details.

CLSGN-00537: failed to set zone data

Cause: An advertise operation failed because an error occurred when setting zone data.

Action: Examine the accompanying error messages for details.

CLSGN-00538: GNS instance role is already "string".

Cause: An attempt was made to modify the GNS instance role, but it was running with the specified role.

Action: None

CLSGN-00539: Primary GNS instance was not found.

Cause: An attempt to modify the GNS instance role to primary failed because no existing primary instance was found and the '-force' option was not supplied.

Action: If desired, use '-force' option to promote the current GNS i instance to primary role.

CLSGN-00540: Primary instance was found.

Cause: An attempt to modify the GNS instance role to primary failed because a primary instance was found and the '-force' option was supplied.

Action: Omit the '-force' option and try the operation again.

CLSGN-00541: failed to send modify role command to primary

Cause: An attempt to modify the GNS instance role failed because propagation to the primary instance was unsuccessful.

Action: Examine the accompanying error messages for details.

CLSGN-00542: failed to modify instance role

Cause: An operation to modify the GNS instance role failed.

Action: If desired, use the '-force' option to promote the GNS instance to primary instance.

CLSGN-00545: failed to get the CRS software version

Cause: An operation failed because it could not get CRS software version.

Action: Examine the accompanying error messages for details.

CLSGN-00546: GNS cannot be removed because one or more leaf nodes are present.

Cause: Removing GNS failed because one or more leaf nodes were still running in the cluster.

Action: Delete the leaf nodes or change them to hub role, then retry the GNS remove operation.

CLSGN-00547: failed to get node information from CSS

Cause: A GNS operation failed because it could not get node information from CSS.

Action: Examine the accompanying error messages for details.

CLSGN-00548: Name "%(1)" expired.

Cause: The specified name expired.

Action: Contact Oracle Support Services.

CLSGN-00549: Record expired.

Cause: The specified record expired.

Action: Contact Oracle Support Services.

CLSGN-00550: GNS failed to upgrade records.

Cause: An error occurred while upgrading Grid Naming Service (GNS) records.

Action: Contact Oracle Support Services.

CLSGN-00551: Role cannot be modified on a GNS client cluster.


Cause: An attempt to change the role of a Grid Naming Service (GNS) client cluster was rejected because the role can only be modified on a (GNS) server cluster.

Action: If the cluster is not a GNS client cluster, the message was issued in error. Contact Oracle Support Services.

CLSGN-00552: Section *string* cannot be found in the Cluster Manifest File *string*.

Cause: An attempt to process the Cluster Manifest File failed because the indicated section for the Grid Naming Service (GNS) was not found.

Action: Recreate the Cluster Manifest File in the Domain Services Cluster by exporting the GNS credential and provide the new Cluster Manifest File during the interview.



CLSMDNS-00000 to CLSMDNS-02255

CLSMDNS-00000: no error

Cause: A command completely successfully.

Action: No action is needed.

CLSMDNS-00001: GIPC endpoint creation failed.

Cause: An attempt to create a GIPC endpoint for use multicast operations failed.

Action: Examine the accompanying error (if any) and the log file for details as to why the operation failed.

CLSMDNS-00002: bind failed.

Cause: An attempt to bind an address to a GIPC endpoint failed.

Action: Examine the accompanying error (if any) and the log file for details as to why the operation failed.

CLSMDNS-00003: address creation failed.

Cause: An attempt to create a GIPC address failed.

Action: Examine the accompanying error (if any) and the log file for details as to why the operation failed.

CLSMDNS-00004: attribute setting failed.

Cause: An attempt to set an attribute on a GIPC endpoint or address failed.

Action: Examine the accompanying error (if any) and the log file for details as to why the operation failed.

CLSMDNS-00005: interface registration failed.

Cause: The registration of an interface with mDNS failed.

Action: Examine the accompanying error (if any) and the log file for details as to why the operation failed.

CLSMDNS-00006: failed to get name server list.

Cause: An attempt to get the list of available name servers failed.

Action: Examine the accompanying error (if any) and the log file for details as to why the operation failed.

CLSMDNS-00007: mDNS initialization failed.

Cause: The initialization of the mDNS subsystem failed.

Action: Examine the accompanying error (if any) and the log file for details as to why the operation failed.

CLSMDNS-00008: start of host query failed.

Cause: The query for hosts from mDNS failed to start.

Action: Examine the accompanying error (if any) and the log file for details as to why the operation failed.

CLSMDNS-00009: stop of host query failed.

Cause: Termination of the query for hosts from mDNS failed.

Action: Examine the accompanying error (if any) and the log file for details as to why the operation failed.

CLSMDNS-00010: Initialization of name server name retrieval failed.

Cause: The initialization of the retrieval of the names of the name servers used by multicast DNS failed.

Action: Examine the accompanying messages(s) that detail the platform error(s) for details about the exception.

CLSMDNS-00011: retrieval of name server name failed.

Cause: The retrieval of the name of a name server to be used by multicast DNS failed.

Action: Examine the accompanying messages(s) that detail the platform error(s) for details about the exception.

CLSMDNS-00012: no name servers found.

Cause: No name servers were found that could be used by multicast DNS.

Action: Check the system configuration and ensure that or more DNS name servers are configured, operating and accessible.

CLSMDNS-00013: Send of response to DNS server failed.

Cause: An attempt to send a response to a query from the DNS server failed.

Action: Examine accompanying exceptions for details about the exact error.

CLSMDNS-00015: invalid record type: *number*

Cause: The DNS server sent a record whose type is unknown.

Action: This is a warning message which can be ignored because the error should occur very infrequently. If the error occurs frequently, Oracle Customer Support should be contacted.

CLSMDNS-02000: unknown error.

Cause: An unknown error occurred. This error can occur when the multicast DNS server is not running.

Action: If the multicast server is not running, start it and try the operation again. If it is running, this is an internal error and Oracle Customer Support should be contacted with details about how and when the error occurred.

CLSMDNS-02001: no such name exists.

Cause: This error is internal and should not ordinarily be seen by the user.

Action: Contact Oracle Customer Support.

CLSMDNS-02002: memory allocation failure.

Cause: The allocation of process memory failed.

Action: If memory is low on the system, terminate other processes and/or threads and try the operation again. Otherwise, this is an internal error and Oracle Customer Support should be contacted.

CLSMDNS-02003: invalid parameter.

Cause: This error is internal and should not ordinarily be seen by the user.

Action: Contact Oracle Customer Support.

CLSMDNS-02004: invalid reference.

Cause: This error is internal and should not ordinarily be seen by the user.

Action: Contact Oracle Customer Support.

CLSMDNS-02005: invalid state.

Cause: This error is internal and should not ordinarily be seen by the user.

Action: Contact Oracle Customer Support.

CLSMDNS-02006: invalid flags.

Cause: This error is internal and should not ordinarily be seen by the user.

Action: Contact Oracle Customer Support.

CLSMDNS-02007: operation is unsupported.

Cause: This error is internal and should not ordinarily be seen by the user.

Action: Contact Oracle Customer Support.

CLSMDNS-02008: uninitialized.

Cause: This error is internal and should not ordinarily be seen by the user.

Action: Contact Oracle Customer Support.

CLSMDNS-02009: no cache.

Cause: This error is internal and should not ordinarily be seen by the user.

Action: Contact Oracle Customer Support.

CLSMDNS-02010: record or service is already registered.

Cause: This error is internal and should not ordinarily be seen by the user.

Action: Contact Oracle Customer Support.

CLSMDNS-02011: name conflict found.

Cause: This error is internal and should not ordinarily be seen by the user.

Action: Contact Oracle Customer Support.

CLSMDNS-02012: Invalid.

Cause: This error is internal and should not ordinarily be seen by the user.

Action: Contact Oracle Customer Support.

CLSMDNS-02013: Firewall.

Cause: This error is internal and should not ordinarily be seen by the user.

Action: Contact Oracle Customer Support.

CLSMDNS-02014: Incompatible.

Cause: This error is internal and should not ordinarily be seen by the user.

Action: Contact Oracle Customer Support.

CLSMDNS-02015: invalid interface.

Cause: This error is internal and should not ordinarily be seen by the user.

Action: Contact Oracle Customer Support.

CLSMDNS-02016: Refused.

Cause: This error is internal and should not ordinarily be seen by the user.

Action: Contact Oracle Customer Support.

CLSMDNS-02017: no such record.

Cause: This error is internal and should not ordinarily be seen by the user.

Action: Contact Oracle Customer Support.

CLSMDNS-02018: no authentication.

Cause: This error is internal and should not ordinarily be seen by the user.

Action: Contact Oracle Customer Support.

CLSMDNS-02019: no such key.

Cause: This error is internal and should not ordinarily be seen by the user.

Action: Contact Oracle Customer Support.

CLSMDNS-02020: error occurred while passing through NAT.

Cause: This error is internal and should not ordinarily be seen by the user.

Action: Contact Oracle Customer Support.

CLSMDNS-02021: double NAT encountered.

Cause: This error is internal and should not ordinarily be seen by the user.

Action: Contact Oracle Customer Support.

CLSMDNS-02022: invalid time.

Cause: This error is internal and should not ordinarily be seen by the user.

Action: Contact Oracle Customer Support.

CLSMDNS-02023: invalid signature.

Cause: This error is internal and should not ordinarily be seen by the user.

Action: Contact Oracle Customer Support.

CLSMDNS-02024: invalid key.

Cause: This error is internal and should not ordinarily be seen by the user.

Action: Contact Oracle Customer Support.

CLSMDNS-02025: transient error.

Cause: This error is internal and should not ordinarily be seen by the user.

Action: Contact Oracle Customer Support.

CLSMDNS-02250: connection pending.

Cause: This error is internal and should not ordinarily be seen by the user.

Action: Contact Oracle Customer Support.

CLSMDNS-02251: connection failed.

Cause: This error is internal and should not ordinarily be seen by the user.

Action: Contact Oracle Customer Support.

CLSMDNS-02252: connection established.

Cause: This error is internal and should not ordinarily be seen by the user.

Action: Contact Oracle Customer Support.

CLSMDNS-02253: more memory needed for cache.

Cause: This error is internal and should not ordinarily be seen by the user.

Action: Contact Oracle Customer Support.

CLSMDNS-02254: configuration changed.

Cause: This error is internal and should not ordinarily be seen by the user.

Action: Contact Oracle Customer Support.

CLSMDNS-02255: memory free needed.

Cause: This error is internal and should not ordinarily be seen by the user.

Action: Contact Oracle Customer Support.



CLSNS-00000 to CLSNS-00041

CLSNS-00000: no error

Cause: Operation was successful.

Action: No action needed.

CLSNS-00001: unspecified error

Cause: An unknown error occurred. This is an internal error.

Action: Contact Oracle Customer Support and provide details about how and when the error occurred.

CLSNS-00002: memory allocation of *number* bytes failed

Cause: An operation failed because it was not possible to allocate enough process memory.

Action: If memory is low on the system, terminate other processes and/or threads and try the operation again. Otherwise, this is an internal error and Oracle Customer Support should be contacted.

CLSNS-00003: Buffer *string* is too small. Required: *number* bytes, provided: *number* bytes.

Cause: An operation failed because the buffer supplied was too small.

Action: Retry with a buffer of the required size or more.

CLSNS-00004: length of value "*string*": *number* exceeds maximum: *number*

Cause: The value specified exceeds the maximum allowed.

Action: Specify a shorter value. This error can occur when creating a TXT record. If it occurs in another context, it is an internal error. In that case, contact Oracle Customer Support and provide details about how and when the error occurred

CLSNS-00005: operation timed out

Cause: A name resolution operation took too long to complete.

Action: This can happen on a heavily loaded system, for example. Retry the operation a few more times. If it still does not succeed, contact Oracle Customer Support and provide details about how and when the error occurred.

CLSNS-00006: duplicate object

Cause: An operation failed because specified object already exists.

Action: Specify an object name that does not already exist.

CLSNS-00007: object not found

Cause: An operation failed because the specified object was not found.

Action: Specify a valid object name which is already registered with name server.

CLSNS-00008: invalid argument: *string*

Cause: This is an internal error.

Action: Contact Oracle Customer Support and provide details about how and when the error occurred.

CLSNS-00009: invalid context

Cause: This is an internal error.

Action: Contact Oracle Customer Support and provide details about how and when the error occurred.

CLSNS-00010: invalid DNS message received

Cause: An operation failed because invalid DNS message received.

Action: Examine the accompanying error messages for more information.

CLSNS-00011: corrupt list

Cause: This is an internal error.

Action: Contact Oracle Customer Support and provide details about how and when the error occurred.

CLSNS-00012: corrupt record

Cause: An operation failed because a corrupted or malformed record was found.

Action: Examine the accompanying error messages for more information.

CLSNS-00013: invalid property

Cause: This is an internal error.

Action: Contact Oracle Customer Support and provide details about how and when the error occurred.

CLSNS-00014: invalid operation code

Cause: This is an internal error.

Action: Contact Oracle Customer Support and provide details about how and when the error occurred.

CLSNS-00015: invalid record type: *number*

Cause: An operation failed because an invalid record type was supplied.

Action: Specify a valid record type and try the operation again.

CLSNS-00016: invalid flags: *0xnumber*

Cause: An internal interface was passed an invalid argument. This is an internal error.

Action: Contact Oracle Customer Support and provide details about how and when the error occurred.

CLSNS-00017: invalid status: *number*

Cause: A DNS message was received whose status is not known.

Action: If this is a response, the name server may be incorrectly configured and the response should be ignored. If this is a query, it is an internal error. Contact Oracle Support Services and provide details about how and when the error occurred.

CLSNS-00018: invalid section: *number*

Cause: This is an internal error.

Action: Contact Oracle Customer Support and provide details about how and when the error occurred.

CLSNS-00019: communications failure

Cause: It was not possible to contact a naming service.

Action: Examine the accompanying errors to determine what the cause may be.

CLSNS-00020: DNS configuration retrieval failed

Cause: Retrieval of configuration information failed.

Action: Examine any accompanying errors and logs for more information.

CLSNS-00021: permission denied

Cause: An operation failed because the user did not have the necessary permissions.

Action: Examine any accompanying errors and logs for more information.

CLSNS-00022: credential retrieval failure

Cause: An operation failed because the user did not have the necessary credentials.

Action: Examine any accompanying errors and logs for more information.

CLSNS-00023: connection to GNS failed

Cause: The connection to the GNS server failed.

Action: Examine the accompanying errors for more information about the error.

CLSNS-00024: unable to initialize GNS

Cause: It was not possible to initialize the GNS server for the cluster.

Action: Determine if GNS is running. If it is not, ask the administrator to start it. If GNS is running, it is an error and Oracle Customer Support should be contacted with the details of the error.

CLSNS-00025: unable to locate GNS

Cause: It was not possible to locate the GNS server for the cluster.

Action: Determine if GNS is running. If it is not, ask the administrator to start it. If GNS is running, it is an error and Oracle Customer Support should be contacted with the details of the error.

CLSNS-00026: failed to resolve name with GNS

Cause: It was not possible to resolve a name with GNS.

Action: Examine the accompanying errors for details. If the name is indeed advertised with GNS, please contact Oracle Customer Support.

CLSNS-00027: operation is unsupported

Cause: The specified operation is not supported.

Action: This is an internally-visible error and should not ordinarily be seen by users. Contact Oracle Customer Support and provide details about how and when the error occurred.

CLSNS-00028: no space for record in message

Cause: Not enough space exists in a DNS message for a record.

Action: This is an internally-visible error and should not ordinarily be seen by users. Contact Oracle Customer Support and provide details about how and when the error occurred.

CLSNS-00029: advertisement of name "*string*" failed

Cause: Advertisement of the records attached to specified name failed.

Action: Examine the accompanying error messages for more information.

CLSNS-00030: deletion of name "*string*" failed

Cause: Deletion of the records attached to the pecified name failed.

Action: Examine the accompanying error messages for more information.

CLSNS-00031: refresh of name "*string*" failed

Cause: Refresh of the records attached to the specified name failed.

Action: Examine the accompanying error messages for more information.

CLSNS-00032: retrieval of GPnP profile failed

Cause: The retrieval of the Grid Plug and Play profile failed.

Action: See the accompanying error messages for more information.

CLSNS-00033: initialization of GPnP failed

Cause: The initialization of Grid Plug and Play failed.

Action: See the accompanying error messages for more information.

CLSNS-00034: number of retries exceeded maximum: *number*

Cause: The retries allotted for an operation exceeded the maximum.

Action: Check to see if the name service being used is functioning correctly.

CLSNS-00035: Invalid IP address: *string*

Cause: GNS discovery address was not in IPv4 nor IPv6 format.

Action: Specify an address using IPv4 or IPv6 format.

CLSNS-00036: domain "*string*" not found

Cause: A query for information about the specified instance failed because the instance could not be found in the Domain Name System (DNS).

Action: Specify the name of an instance that exists in DNS.

CLSNS-00037: Signature verification failed.

Cause: The verification of the signature attached to a record failed.

Action: This error should not be seen ordinarily. If it appears, contact Oracle Customer Service and provide details about how and when the error occurred.

CLSNS-00038: GNS has not been configured.

Cause: A service advertisement or location failed because the Grid Naming Service (GNS) had not been configured.

Action: Configure GNS and retry the operation.

CLSNS-00039: failed to initialize OCR

Cause: An internal operation invoked an API which attempted to initialize the Oracle Cluster Registry (OCR) and encountered an error. Accompanying error messages provide additional failure detail.

Action: Examine the accompanying error messages for more information, resolve issues raised and retry the operation.

CLSNS-00040: failed to retrieve the old cluster names


Cause: An internal API attempted to retrieve an old cluster names from Oracle cluster registry (OCR) and encountered an error. OCR unavailability could be the potential cause of this error. Accompanying error messages provide additional failure detail.

Action: Examine the accompanying error messages for more information, resolve issues raised and retry the operation.

CLSNS-00041: failure to contact name servers *string*

Cause: The resolution of a name or service failed because none of the configured name servers could be contacted.

Action: Examine the accompanying messages for more information about the problem, correct any issues found and retry the operation. If the Grid Naming Service (GNS) is the name server, use the command 'srvctl status gns' to check that it is running.



CLSR-00001 to CLSR-06507

CLSR-00001: Oracle error *number* encountered

Cause: Oracle-related error is encountered.

Action: Check alert log and trace file for more detail.

CLSR-00002: Oracle error encountered while executing *string*

Cause: Oracle-related error is encountered while executing a request.

Action: Check alert log for more detail.

CLSR-00003: ORACLE_HOME environment variable not set

Cause: ORACLE_HOME environment variable is not set.

Action: Make sure that the ORACLE_HOME environment variable has been properly set and exported.

CLSR-00004: Error encountered at *string*, category=*number*, operation=*string*, OS error=*number*

Cause: Operating system error occurred.

Action: Check for the error message for more detail.

CLSR-00005: Error encountered during memory allocation

Cause: System memory is insufficient.

Action: Check the availability of memory in the system before retrying.

CLSR-00006: Error encountered when writing file *string*

Cause: Error when writing file.

Action: Check the permission of the file and the existence of its path.

CLSR-00007: Error encountered when reading file *string*

Cause: Error when reading file.

Action: Check the permission and existence of the file.

CLSR-00501: Error *number* encountered when connecting to EVM daemon

Cause: Error encountered when connecting to EVM daemon.

Action: Check status of EVM daemon and log file for detail.

CLSR-00502: Error *number* encountered when subscribing an EVM event

Cause: Error encountered when subscribing an EVM event.

Action: Contact customer support.

CLSR-00503: Error *number* encountered when creating an EVM event

Cause: Error encountered when creating an EVM event.

Action: Contact customer support.

CLSR-00504: Error *number* encountered when posting an EVM event

Cause: Error encountered when posting an EVM event.

Action: Contact customer support.

CLSR-00505: Empty event type is specified

Cause: Empty event type is specified.

Action: Try again with a valid event type.

CLSR-00506: Unmatched resource name prefix *string* is specified

Cause: Specified resource name prefix does not match as required.

Action: Try again with a valid resource name prefix.

CLSR-00507: The length of the facility name *string* exceeds the limit (*number*)

Cause: The given facility name is too long.

Action: Try again with a short facility name.

CLSR-00508: Invalid message number *number*

Cause: An incorrect message number is specified.

Action: Try again with a correct message number.

CLSR-00509: Unable to initialize NLS

Cause: Failed to initialize callback structure for NLS.

Action: Contact customer support.

CLSR-00510: Unable to load NLS data

Cause: Failed to initialize NLS data loading.

Action: Not action required as default data loading will be used.

CLSR-00511: Error *number* encountered when handling incoming EVM message

Cause: Error encountered when handling incoming EVM message.

Action: Check log file for detail.

CLSR-00512: Invalid CAA trigger event type [*string*]

Cause: Invalid CAA trigger event type is specified.

Action: Try again with a valid type.

CLSR-00513: Message file is not found

Cause: The requested OCI message file is not found.

Action: Check if the message file is properly installed.

CLSR-00514: Unable to locate PMON [*pid=string*]

Cause: Cannot find PMON with this pid.

Action: Check the existence of PMON.

CLSR-00515: A service member is already running on this node

Cause: There is a service member of the same service running on this node.

Action: No action required as the service member will try to start on another node.

CLSR-00516: No service provider found at this node

Cause: No suitable service provider is found on this node.

Action: No action required as the service member will try to start on another node.

CLSR-00517: Failed to register a service name

Cause: The requested service name cannot be registered.

Action: Check log file for detail.

CLSR-00518: Failed to register a preconnect service name

Cause: The requested preconnect service name cannot be registered.

Action: Check log file for detail.

CLSR-00519: No instance found

Cause: No instance is found running for the database resource.

Action: No action required as the database resource will fail itself.

CLSR-00520: No service member found

Cause: No service member is found running for the composite service resource.

Action: No action required as the composite service resource will fail itself.

CLSR-00521: Event *string* is rejected by EVM daemon

Cause: No template has been registered for the event or caller is not authorized to post the event.

Action: Check if there is a template registered for this event and the authority of posting this event.

CLSR-00522: Resource *string* is not registered

Cause: CRS resource is not registered.

Action: Register the CRS resource.

CLSR-00523: Resource *string* is not enabled

Cause: CRS resource is not enabled.

Action: Enable the CRS resource.

CLSR-00524: Resource *string* is stopping, resource *string* cannot start

Cause: Resource cannot start because its composite resource is stopping.

Action: Retry to start the resource when its composite resource is not stopping.

CLSR-00525: prsr initialization failed

Cause: See the related error message.

Action: Run crs_stat to make sure CSS and OCR working properly.

CLSR-00526: Failed to retrieve database configuration in OCR

Cause: See the related error message.

Action: Run crs_stat to make sure CSS and OCR working properly and database configuration in ocr is initialized.

CLSR-00527: OCR operation failed

Cause: See related error messages about the OCR operation.

Action: Fix the related error. Then try again.

CLSR-00528: RACGONS: host and port number already configured in OCR

Cause: host and port number already configured in OCR.

Action: None

CLSR-00529: RACGONS: host and port number to be removed does not exist

Cause: host and port number to be removed is not configured in OCR.

Action: None

CLSR-00530: Can not get user name

Cause: Error caused by OSD layer.

Action: Contact Oracle support.

CLSR-00531: Can not get primary group name

Cause: There is no primary group for this OS.

Action: Not fatal. None.

CLSR-01001: Unsupported open mode *number* is specified

Cause: Unsupported open mode is specified for mounting database.

Action: Retry again with a valid open mode.

CLSR-01002: Unable to process instance startup

Cause: ORACLE_HOME environment variable not set.

Action: Make sure that the ORACLE_HOME environment variable has been properly set and exported.

CLSR-01003: Error *number* encountered during mounting database

Cause: Unexpected error occurs when mounting database.

Action: Check current status of database before retrying.

CLSR-01004: Failed to mount database

Cause: Database cannot be mounted by an instance.

Action: Check alert log for error detail.

CLSR-01005: Error *number* encountered during altering database open mode

Cause: Unexpected error occurs when altering database open mode.

Action: Check current database status.

CLSR-01006: Unable to process instance shutdown

Cause: ORACLE_HOME environment variable not set.

Action: Make sure that the ORACLE_HOME environment variable has been properly set and exported.

CLSR-01007: Connection to database was not established

Cause: Connection to database is failed to establish.

Action: Make sure connection and environment are properly set up.

CLSR-01008: Error *number* encountered during querying for PMON status

Cause: Unexpected error encountered when querying v\$process for PMON.

Action: Check alert log and connection to database.

CLSR-01009: database management module failed to start

Cause: Error encountered during initializing database management module.

Action: Check previous error message for detail.

CLSR-01010: Unable to record PMON pid to *string*

Cause: Failed to write os pid for PMON to file.

Action: Check file system for disk space and access privilege.

CLSR-01011: Invalid instance startup mode [*string*] is specified

Cause: Invalid startup mode is specified.

Action: Retry again with a valid startup mode.

CLSR-01012: Invalid instance stop mode [*string*] is specified

Cause: Invalid stop mode is specified.

Action: Retry again with a valid stop mode.

CLSR-06500: Invalid input arguments

Cause: Invalid input arguments are specified.

Action: Retry again with a valid argument.

CLSR-06501: Exceeds maximum number of arguments

Cause: Too many input arguments are specified.

Action: Retry again with correct number of arguments.

CLSR-06502: Failed to connect to database '*string*' as user '*string*'

Cause: Failed to connect to database.

Action: Check database and log file for details.

CLSR-06503: Service name already registered

Cause: Requested service name has been registered by another service.

Action: Choose another service name and retry registration again.

CLSR-06504: Service name not in SERVICE_NAMES

Cause: Requested service name is not registered.

Action: Make sure the correct service name is specified in the request.

CLSR-06505: SERVICE_NAMES found null and fixed

Cause: SERVICE_NAMES parameter becomes null after the delete operation.

Action: Not action required as SERVICE_NAMES is set to default value.

CLSR-06506: Error *number* encountered when executing *string*


Cause: Error occurred when executing the SQL statement.

Action: Check alert log for more detail.

CLSR-06507: Cannot add to SERVICE_NAMES, SERVICE_NAMES will be too long

Cause: Adding the service name will exceed the limit of SERVICE_NAMES.

Action: Change the configuration to avoid SERVICE_NAMES becomes too long.



CLSRSC-00001 to CLSRSC-05111

CLSRSC-00001: Insufficient privileges to execute this script

Cause: The script was invoked by a non-root or a non-administrator user.

Action: Run the script as the root or administrative user.

CLSRSC-00003: No value set for the required parameter '*string*'

Cause: The required parameter file is missing, or no value is set for the parameter yet.

Action: Use the correct parameter file and provide each parameter with a valid value.

CLSRSC-00004: No value passed as Oracle CRS home

Cause: No value was passed as Oracle CRS home.

Action: None

CLSRSC-00005: The Oracle CRS home '*string*' does not exist

Cause: The Oracle CRS home does not exist.

Action: Make sure that the Oracle Grid Infrastructure software is properly installed.

CLSRSC-00006: No value passed as Oracle Clusterware name

Cause: No value was passed as Oracle Clusterware name.

Action: None

CLSRSC-00007: The OCR location file '*/etc/oracle/ocr.loc*' is corrupted

Cause: The OCR location file '*/etc/oracle/ocr.loc*' is corrupted.

Action: Make sure that the '*/etc/oracle*' directory is empty if this is a fresh install.

CLSRSC-00008: No value passed as OCR locations

Cause: No value was passed as OCR locations.

Action: None

CLSRSC-00009: No value passed as OLR locations

Cause: No value was passed as OLR locations.

Action: None

CLSRSC-00010: The VIP resource was not created due to VIP address not available.

Cause: There was an error in obtaining a VIP address from the DHCP server.

Action: Run the command '*cluvfy comp dhcp*' to check the DHCP server.

CLSRSC-00011: No value passed for OLR locations

Cause: No value was passed as OLR locations.

Action: None

CLSRSC-00012: The ASM resource ora.asm did not start

Cause: There was an error in starting the ASM resource.

Action: Check the accompanying messages and contact Oracle Support Services.

CLSRSC-00013: The file '*string*' does not exist

Cause: The specified file does not exist.

Action: None

CLSRSC-00014: CSS is configured for single instance Oracle databases

Cause: The current configuration is for previous installation.

Action: Delete this configuration using the command 'localconfig delete' before proceeding with Oracle RAC configuration.

CLSRSC-00015: No value passed for host name

Cause: No value was passed as the host name.

Action: None

CLSRSC-00016: No value passed for Oracle CRS user

Cause: No value was passed as Oracle crs user.

Action: None

CLSRSC-00017: Invalid GPnP setup

Cause: GPnP directories do not exist.

Action: Make sure that GPnP directories must exist.

CLSRSC-00018: The GPnP peer wallet file '*string*' does not exist or is not readable

Cause: The GPnP peer wallet file does not exist or is not readable.

Action: None

CLSRSC-00019: 9i GSD is running on the Cluster nodes (*string*)

Cause: 9i GSD is running on the Cluster nodes.

Action: Stop the GSD and re-run 'root.sh' on UNIX platforms or 'gridconfig.bat' on Windows.

CLSRSC-00020: Invalid network type in the network specification string '*string*'. Only 'public' and 'cluster_interconnect' are allowed

Cause: Internal error.

Action: If the problem persists, contact Oracle Support Services.

CLSRSC-00021: No value passed for the directory name

Cause: Internal error.

Action: If the problem persists, contact Oracle Support Services.

CLSRSC-00022: The directory '*string*' does not exist

Cause: The specified directory does not exist.

Action: If the problem persists, contact Oracle Support Services.

CLSRSC-00023: No value passed for the file name

Cause: Internal error.

Action: If the problem persists, contact Oracle Support Services.

CLSRSC-00024: No value passed for the host name.

Cause: Internal error.

Action: If the problem persists, contact Oracle Support Services.

CLSRSC-00025: Unable to find the command '*string*' to stop Clusterware

Cause: Cannot stop Clusterware because the required executable file does not exist.

Action: Make sure that the Oracle Grid Infrastructure software is properly installed.

CLSRSC-00026: The file system of '*string*' is invalid

Cause: The root is not able to perform any operations on this file system.

Action: Check export options on NAS filer and make sure that the file system is not corrupted.

CLSRSC-00027: The GPnP configuration reader wallet in given directory '*string*' is missing

Cause: The setup in GPnP configuration directory is incomplete.

Action: Make sure that the Oracle Grid Infrastructure software is properly installed.

CLSRSC-00028: The GPnP configuration reader wallet in given directory '*string*' is invalid

Cause: The setup in GPnP configuration directory is invalid.

Action: Make sure that the Oracle Grid Infrastructure software is properly installed.

CLSRSC-00029: Invalid GPnP configuration directories. The cluster-wide '*string*' and node-specific '*string*' must be different

Cause: Invalid configuration was found while verifying the GPnP local and cluster-wide setup.

Action: None

CLSRSC-00030: No parameters specified to query from GPnP profile '*string*'

Cause: The required parameters were not supplied while querying from GPnP profile.

Action: None

CLSRSC-00031: GPnP profile signature verification failed

Cause: The signature status string was not found in the output of 'gpnptool' execution.

Action: If error persists, contact Oracle Support Services.

CLSRSC-00032: The '*string*' file is not readable

Cause: No read access to the specified file.

Action: Check the permissions on this file and make sure it is readable.

CLSRSC-00033: The OLR from version '*string*' is missing or unusable for upgrade

Cause: Invalid OLR file was found during upgrade.

Action: If the problem persists, contact Oracle Support Services.

CLSRSC-00034: IPv6 is currently not supported

Cause: Attempt was made to use IPv6.

Action: None

CLSRSC-00035: The value set for the parameter 'CRS_NODEVIPS' is null

Cause: No value set for the parameter 'CRS_NODEVIPS'.

Action: Set 'CRS_NODEVIPS' parameter in 'crsconfig_params' and re-run 'rootupgrade.sh'. The format is as follows: CRS_NODEVIPS='node1-vip/node1-netmask/node1-interface,node2-vip/node2-netmask/node2-interface'.

CLSRSC-00036: The file '*string*' does not exist to proceed with deconfiguration

Cause: Some files are missing in the Grid Infrastructure Home.

Action: Contact Oracle Support Services.

CLSRSC-00037: Run the deconfiguration script with a -force option.

Cause: The deconfiguration failed due to a missing file.

Action: Perform the deconfiguration using the -force option and manually stop any processes running from the GI home.

CLSRSC-00038: Oracle Clusterware stack is not active on this node

Cause: Oracle Clusterware is not running on this node.

Action: Restart the Clusterware stack using 'crsctl start crs' and retry.

CLSRSC-00039: Oracle Restart stack is not active on this node

Cause: Oracle SIHA stack is not running on this node.

Action: Restart the SIHA stack using 'crsctl start has' and retry.

CLSRSC-00040: No value passed for owner name

Cause: Internal error.

Action: Contact Oracle Support Services.

CLSRSC-00041: No value passed for group name

Cause: Internal error.

Action: Contact Oracle Support Services.

CLSRSC-00042: No value passed for the file or directory name

Cause: Internal error.

Action: Contact Oracle Support Services.

CLSRSC-00043: No value passed for permissions

Cause: Internal error.

Action: Contact Oracle Support Services.

CLSRSC-00044: The init script file name passed is null

Cause: Internal error.

Action: Contact Oracle Support Services.

CLSRSC-00045: The init script file '*string*' does not exist

Cause: Internal error.

Action: Contact Oracle Support Services.

CLSRSC-00046: Error: '*string*' does not exist

Cause: The specified file or directory does not exist.

Action: None

CLSRSC-00047: The Oracle Home User *string* does not match the Oracle Home User *string* of the Grid Infrastructure homes currently in use in this cluster.

Cause: An attempt to switch to a different Grid Infrastructure home was rejected because the Oracle Home User of the destination home did not match the Oracle Home User of the Grid Infrastructure homes currently in use for the cluster.

Action: Specify a destination Grid Infrastructure home with the current Oracle Home User.

CLSRSC-00048: Failure in execution, multi-line command is not supported.

Cause: Internal error.

Action: Contact Oracle Support Services.

CLSRSC-00049: Directory in which to create Oracle Notification Server wallet does not exist.

Cause: The root script did not find the directory to create Oracle Notification Server wallet.

Action: Examine the root script logs for errors during the creation of the directory such as lack of space or permissions, rectify the errors and rerun the root script.

CLSRSC-00050: failed to create wallet for use by Oracle Notification Service (ONS)

Cause: The root script was unable to write the ONS wallet file in the wallet directory.

Action: Examine the root script logs for errors during the creation of the wallet, such as lack of space or permissions, rectify the errors and rerun the root script.

CLSRSC-00051: failed to add certificate to wallet to be used by Oracle Notification Service (ONS)

Cause: This is an internal error.

Action: Contact Oracle Support Services.

CLSRSC-00101: Could not copy OCR locations

Cause: Internal error.

Action: If the problem persists, contact Oracle Support Services.

CLSRSC-00102: Could not delete the OLR file '*string*' (error: *string*)

Cause: Internal error.

Action: If the problem persists, contact Oracle Support Services.

CLSRSC-00103: An error occurred while accessing the file '*string*'

Cause: The specified file does not exist or is not readable.

Action: Make sure the file exists and it has read and execute access.

CLSRSC-00104: Could not execute '*string -g*' and read output (error: *string*)

Cause: Unable to execute the specified command.

Action: If the problem persists, contact Oracle Support Services.

CLSRSC-00105: Failed to copy '*string*' to '*string*' (error: *string*)

Cause: An error occurred while copying the specified file.

Action: If the problem persists, contact Oracle Support Services.

CLSRSC-00106: Copy of older local-only OCR failed

Cause: An error occurred while copying over older local-only OCR to SIHA home.

Action: None

CLSRSC-00107: Start of GNS failed

Cause: This is a status message.

Action: None

CLSRSC-00108: Failed to start VIP on node '*string*'

Cause: This is a status message.

Action: None

CLSRSC-00109: Start of ASM diskgroup failed

Cause: This is a status message.

Action: None

CLSRSC-00110: Failed to start the specified SCAN VIP

Cause: This is a status message.

Action: None

CLSRSC-00111: Failed to start the specified SCAN listener

Cause: This is a status message.

Action: None

CLSRSC-00112: Start of the CVU resource failed

Cause: This is a status message.

Action: None

CLSRSC-00113: Start of ASM instance failed

Cause: This is a status message.

Action: None

CLSRSC-00114: Force stop of ASM instance failed

Cause: This is a status message.

Action: None

CLSRSC-00115: Start of resource '*string*' failed

Cause: This is a status message.

Action: None

CLSRSC-00116: Stop of resource '*string*' failed

Cause: This is a status message.

Action: None

CLSRSC-00117: Failed to start Oracle Clusterware stack

Cause: An error occurred while starting Oracle Clusterware stack.

Action: If the problem persists, contact Oracle Support Services.

CLSRSC-00119: Start of the exclusive mode cluster failed

Cause: Internal error.

Action: If the problem persists, Contact Oracle Support Services

CLSRSC-00120: Timed out waiting for the CRS stack to start

Cause: Internal error.

Action: If the problem persists, contact Oracle Support Services.

CLSRSC-00121: Timed out waiting for the GPnPD to start

Cause: Internal error.

Action: If the problem persists, contact Oracle Support Services.

CLSRSC-00122: Failed to create a root wallet for Oracle Cluster GPnP

Cause: Internal error.

Action: Check accompanying messages and contact Oracle Support Services.

CLSRSC-00123: Failed to create a root certificate for Oracle Cluster GPnP

Cause: Internal error.

Action: Check accompanying messages and contact Oracle Support Services.

CLSRSC-00124: Failed to export root certificate for Oracle Cluster GPnP

Cause: Internal error.

Action: Check accompanying messages and contact Oracle Support Services.

CLSRSC-00125: Failed to create a peer wallet for Oracle Cluster GPnP

Cause: Internal error.

Action: Check accompanying messages and contact Oracle Support Services.

CLSRSC-00126: Failed to create a profile reader wallet for Oracle Cluster GPnP

Cause: Internal error.

Action: Check accompanying messages and contact Oracle Support Services.

CLSRSC-00127: Failed to create a provisioning authority wallet for Oracle Cluster GPnP

Cause: Internal error.

Action: Check accompanying messages and contact Oracle Support Services.

CLSRSC-00128: Failed to make a peer wallet for Oracle Cluster GPnP. Could not add private key to a wallet

Cause: Internal error.

Action: Check accompanying messages and contact Oracle Support Services.

CLSRSC-00129: Failed to make a provisioning authority wallet for Oracle Cluster GPnP. Could not add private key to a wallet.

Cause: Internal error.

Action: Check accompanying messages and contact Oracle Support Services.

CLSRSC-00130: Failed to make a peer wallet for Oracle Cluster GPnP. Could not export a certificate request from a wallet.

Cause: Internal error.

Action: Check accompanying messages and contact Oracle Support Services.

CLSRSC-00131: Failed to make a provisioning authority wallet for Oracle Cluster GPnP. Could not export a certificate request from a wallet.

Cause: Internal error.

Action: Check accompanying messages and contact Oracle Support Services.

CLSRSC-00132: Failed to make a peer wallet for Oracle Cluster GPnP. Could not create a peer certificate.

Cause: Internal error.

Action: Check accompanying messages and contact Oracle Support Services.

CLSRSC-00133: Failed to make a provisioning authority wallet for Oracle Cluster GPnP. Could not create a PA certificate.

Cause: Internal error.

Action: Check accompanying messages and contact Oracle Support Services.

CLSRSC-00134: Failed to make a peer wallet for Oracle Cluster GPnP. Could not add a root TP certificate.

Cause: Internal error.

Action: Check accompanying messages and contact Oracle Support Services.

CLSRSC-00135: Failed to make a profile reader wallet for Oracle Cluster GPnP. Could not add a root TP certificate.

Cause: Internal error.

Action: Check accompanying messages and contact Oracle Support Services.

CLSRSC-00136: Failed to make a provisioning authority wallet for Oracle Cluster GPnP. Could not add a root TP certificate.

Cause: Internal error.

Action: Check accompanying messages and contact Oracle Support Services.

CLSRSC-00137: Failed to make a peer wallet for Oracle Cluster GPnP. Could not add a PA TP certificate.

Cause: Internal Error.

Action: Check accompanying messages and contact Oracle Support Services.

CLSRSC-00138: Failed to make a provisioning authority wallet for Oracle Cluster GPnP. Could not add a peer TP certificate.

Cause: Internal error.

Action: Check accompanying messages and contact Oracle Support Services.

CLSRSC-00139: Failed to make a profile reader wallet for Oracle Cluster GPnP. Could not add a PA TP certificate.

Cause: Internal error.

Action: Check accompanying messages and contact Oracle Support Services.

CLSRSC-00140: Failed to make a profile reader wallet for Oracle Cluster GPnP. Could not add a peer TP certificate.

Cause: Internal error.

Action: Check accompanying messages and contact Oracle Support Services.

CLSRSC-00141: Failed to make a peer wallet for Oracle Cluster GPnP. Could not add a PA TP certificate.

Cause: Internal error.

Action: Check accompanying messages and contact Oracle Support Services.

CLSRSC-00142: Failed to make a provisioning authority wallet for Oracle Cluster GPnP. Could not add a peer TP certificate.

Cause: Internal error.

Action: Check accompanying messages and contact Oracle Support Services.

CLSRSC-00143: Failed to *string* a peer profile for Oracle Cluster GPnP using 'gpnptool' (error code *string*)

Cause: Internal error.

Action: Check accompanying messages and contact Oracle Support Services.

CLSRSC-00144: Failed to sign a peer profile for Oracle Cluster GPnP using 'gpnptool' (error code *string*)

Cause: Internal error.

Action: Check accompanying messages and contact Oracle Support Services.

CLSRSC-00145: Failed to verify a peer profile '*string*' with WRL='*string*' using 'gpnptool' (error code *string*)

Cause: Internal error.

Action: Check accompanying messages and contact Oracle Support Services.

CLSRSC-00146: Failed to take cluster-wide GPnP setup as local

Cause: Internal error.

Action: Check accompanying messages and contact Oracle Support Services.

CLSRSC-00147: Failed to get parameter values from GPnP profile '*string*'

Cause: Internal error.

Action: Check accompanying messages and contact Oracle Support Services.

CLSRSC-00148: Errors occurred while setting GPnP wallets ownership/permissions

Cause: Failed to set GPnP wallets ownership/permissions.

Action: None

CLSRSC-00149: Creation of Oracle GPnP wallets failed for host '*string*'

Cause: Failed to create Oracle GPnP wallets for the specified host.

Action: If the problem persists, contact Oracle Support Services.

CLSRSC-00150: Creation of Oracle GPnP peer profile failed for host '*string*'

Cause: Failed to create Oracle GPnP peer profile for the specified host.

Action: If the problem persists, contact Oracle Support Services.

CLSRSC-00151: Failed to promote local GPnP setup to other cluster nodes

Cause: Internal error.

Action: Check accompanying messages and contact Oracle Support Services.

CLSRSC-00152: Could not set ownership on '*string*'

Cause: Failed to set ownership on the specified file or directory.

Action: None

CLSRSC-00153: Could not set permissions on '*string*'

Cause: Failed to set permissions on the specified file or directory.

Action: None

CLSRSC-00154: Check of resource "*string*" failed

Cause: Internal error.

Action: Check accompanying messages and contact Oracle Support Services.

CLSRSC-00155: Replace of older local-only OCR failed

Cause: Internal error.

Action: Check accompanying messages and contact Oracle Support Services.

CLSRSC-00156: Error creating local-only OCR

Cause: Internal error.

Action: Check accompanying messages and contact Oracle Support Services.

CLSRSC-00157: Failed to create Oracle Cluster Registry configuration

Cause: Internal error.

Action: Check accompanying messages and contact Oracle Support Services.

CLSRSC-00158: Failed to reset the OCR location in '*srvconfig.loc*' file

Cause: Internal error.

Action: Check accompanying messages and contact Oracle Support Services.

CLSRSC-00159: Failed to initialize Oracle Cluster Registry for cluster

Cause: Internal error.

Action: Check accompanying messages and contact Oracle Support Services.

CLSRSC-00160: Failed to create local-only OCR using the command '*string*'

Cause: Internal error.

Action: Check accompanying messages and contact Oracle Support Services.

CLSRSC-00161: Pin node using the command '*string*' failed

Cause: Internal error.

Action: Check accompanying messages and contact Oracle Support Services.

CLSRSC-00162: Upgrade of ASM Windows Service failed

Cause: Internal error.

Action: Check accompanying messages and contact Oracle Support Services.

CLSRSC-00163: ASM rolling upgrade action failed

Cause: Internal error.

Action: Check accompanying messages and contact Oracle Support Services.

CLSRSC-00164: ASM upgrade failed

Cause: Internal error.

Action: Check accompanying messages and contact Oracle Support Services.

CLSRSC-00165: Backup of file '*string*' failed

Cause: The copy of the file to a backup file failed.

Action: Check accompanying messages and contact Oracle Support Services.

CLSRSC-00166: Failed to stop or deconfigure older version Cluster Support Services daemon.

Cause: There was an error during the operation.

Action: Check accompanying messages and contact Oracle Support Services.

CLSRSC-00167: Restore of file '*string*' failed

Cause: The copy of the file from a backup file failed.

Action: Check accompanying messages and contact Oracle Support Services.

CLSRSC-00168: Could not delete the file '*string*' (error: *string*)

Cause: Unable to delete the specified file.

Action: None

CLSRSC-00169: Failed to create or upgrade OLR

Cause: The 'ocrconfig -local -upgrade' command failed.

Action: Check accompanying messages and contact Oracle Support Services.

CLSRSC-00170: Failed to deconfigure Oracle ASM (error code *string*)

Cause: Internal error.

Action: Check accompanying messages and contact Oracle Support Services.

CLSRSC-00171: Failed to get a list of CSS nodes from OCR

Cause: Internal error.

Action: Check accompanying messages and contact Oracle Support Services.

CLSRSC-00172: Failed to get a list of interfaces from OCR

Cause: Internal error.

Action: Check accompanying messages and contact Oracle Support Services.

CLSRSC-00173: Error: *string* \nError getting networks interface information using 'oifcfg'

Cause: Internal error.

Action: Check accompanying messages and contact Oracle Support Services.

CLSRSC-00174: Error: *string* \nAn error occurred while executing the command 'olsnodes'

Cause: Internal error.

Action: Check accompanying messages and contact Oracle Support Services.

CLSRSC-00175: Failed to write the checkpoint '*string*' with status '*string*' (error code *string*)

Cause: An attempt to execute the root script failed because of a failure to write the indicated checkpoint file. Additional failure information is provided in the accompanying messages.

Action: Correct the problem indicated in the accompanying messages and retry.

CLSRSC-00176: Failed to write contents of pfile '*string*' for checkpoint '*string*' (error code *string*)

Cause: Internal error.

Action: Check accompanying messages and contact Oracle Support Services.

CLSRSC-00177: Failed to add (property/value):('string'/'string') for checkpoint 'string' (error code string)

Cause: Internal error.

Action: Check accompanying messages and contact Oracle Support Services.

CLSRSC-00178: Failed to get property value for property 'string' for checkpoint 'string' (error code string)

Cause: Internal error.

Action: Check accompanying messages and contact Oracle Support Services.

CLSRSC-00179: Failed to get value of 'string' for checkpoint 'string' (error code string)

Cause: Internal error.

Action: Check accompanying messages and contact Oracle Support Services.

CLSRSC-00180: An error occurred while executing the command 'string'

Cause: Failed to execute the indicated command. Additional failure information is provided in the accompanying messages.

Action: Correct the problem indicated in the accompanying messages and retry.

CLSRSC-00181: Failed to find earlier version database home

Cause: Internal error.

Action: Check accompanying messages and contact Oracle Support Services.

CLSRSC-00182: Failed to add the resource for ASM diskgroup 'string'

Cause: An internal error occurred while creating the ASM diskgroup resource.

Action: Contact Oracle Support Services.

CLSRSC-00183: OCR manual backup operation failed (error code string)

Cause: Internal error.

Action: Check accompanying messages and contact Oracle Support Services.

CLSRSC-00184: Configuration of ASM failed

Cause: Errors occurred while configuring ASM via 'asmca'.

Action: See 'asmca' logs for details. If the problem persists, contact Oracle Support Services.

CLSRSC-00185: Could not open file string (error: string)

Cause: An error occurred while attempting to open a specified file.

Action: Check accompanying messages and contact Oracle Support Services.

CLSRSC-00186: Failed to copy file from local path 'string' to remote path 'string' for given list of nodes 'string' (error code string)

Cause: Internal error.

Action: Check accompanying messages and contact Oracle Support Services.

CLSRSC-00187: Failure with signal 'string' from command 'string'

Cause: Internal error.

Action: Check accompanying messages and contact Oracle Support Services.

CLSRSC-00188: Failed to create keys in Oracle Local Registry

Cause: Internal error.

Action: Check accompanying messages and contact Oracle Support Services.

CLSRSC-00189: Failed to add type 'ora.registry.acfs.type'

Cause: Internal error.

Action: Check accompanying messages and contact Oracle Support Services.

CLSRSC-00190: Failed to add resource 'ora.registry.acfs'

Cause: Internal error.

Action: Check accompanying messages and contact Oracle Support Services.

CLSRSC-00191: Failed to stop Oracle Clusterware stack

Cause: An error occurred while stopping Oracle Clusterware stack.

Action: If the problem persists, contact Oracle Support Services.

CLSRSC-00192: Unable to stop Oracle Restart

Cause: Internal error.

Action: Check accompanying messages and contact Oracle Support Services.

CLSRSC-00193: Platform-specific setup failed

Cause: Internal error.

Action: Check accompanying messages and contact Oracle Support Services.

CLSRSC-00195: Failed to create OHASD resources for cluster and ASM

Cause: An error occurred while adding OHASD resource types and resources.

Action: If the problem persists, contact Oracle Support Services.

CLSRSC-00196: ACFS driver install actions failed

Cause: An error occurred while installing ACFS drivers using the 'acfsroot install' command.

Action: Examine the accompanying messages from the 'acfsroot install' command, correct the problem and retry.

CLSRSC-00197: Cluster configuration upgrade failed

Cause: This is a status message.

Action: If the problem persists, contact Oracle Support Services.

CLSRSC-00198: Initial cluster configuration failed

Cause: This is a status message.

Action: If the problem persists, contact Oracle Support Services.

CLSRSC-00199: Timed out waiting for OHASD to start

Cause: Internal error.

Action: If the problem persists, contact Oracle Support Services.

CLSRSC-00200: Failed to create HA resources for HAS daemon and ASM

Cause: Internal error.

Action: If the problem persists, contact Oracle Support Services.

CLSRSC-00201: Failed to start CSS daemon

Cause: Internal error.

Action: If the problem persists, contact Oracle Support Services.

CLSRSC-00202: Failed to start EVM daemon

Cause: Internal error.

Action: If the problem persists, contact Oracle Support Services.

CLSRSC-00203: Failed to stop resources from database home '*string*'

Cause: Internal error.

Action: If the problem persists, contact Oracle Support Services.

CLSRSC-00204: Failed to downgrade OCR to version '*string*'

Cause: Internal error.

Action: If the problem persists, contact Oracle Support Services.

CLSRSC-00205: Failed to uninstall ADVN/ACFS

Cause: Internal error.

Action: If the problem persists, contact Oracle Support Services.

CLSRSC-00206: Could not open file *string* for reading (error: *string*)

Cause: An error occurred while attempting to open a specified file for reading.

Action: Check that the file exists and has the proper permissions.

CLSRSC-00207: Could not open file *string* for writing (error: *string*)

Cause: An error occurred while attempting to open a specified file for writing.

Action: Check that the file exists and has the proper permissions.

CLSRSC-00208: Could not open file *string* for appending (error: *string*)

Cause: An error occurred while attempting to open a specified file for appending.

Action: Check that the file exists and has the proper permissions.

CLSRSC-00209: Could not move '*string*' to '*string*' (error: *string*)

Cause: An error occurred while moving the specified file.

Action: Check accompanying messages and contact Oracle Support Services.

CLSRSC-00210: Current Oracle Cluster Registry location '*string*' in file '*string*' and the diskgroup '*string*' do not match

Cause: Internal error.

Action: Check accompanying messages and contact Oracle Support Services.

CLSRSC-00211: Current Oracle Cluster Registry mirror location '*string*' in file '*string*' and the diskgroup '*string*' do not match

Cause: Internal error.

Action: Check accompanying messages and contact Oracle Support Services.

CLSRSC-00213: Failure in reading file '*string*' (error: *string*)

Cause: Internal error.

Action: Check accompanying messages and contact Oracle Support Services.

CLSRSC-00214: Failed to start the resource '*string*'

Cause: Internal error.

Action: Check accompanying messages and contact Oracle Support Services.

CLSRSC-00215: Could not open file '*string*' to read permisisions (error: *string*)

Cause: Internal error.

Action: Check accompanying messages and contact Oracle Support Services.

CLSRSC-00216: Insufficient free space available in Cluster Health Monitor repository '*string*'

Cause: The available space was less than the minimum space required (1024 MB).

Action: Run the command 'oclumon manage -repos reploc <new_path>' to change Cluster Health Monitor repository and make sure its free space meets the minimum requirement.

CLSRSC-00217: Could not open file '*string*' to write permisisions (error: *string*)

Cause: Internal error.

Action: If the problem persists, contact Oracle Support Services.

CLSRSC-00218: Failed to install the OHASD startup script (error: *string*)

Cause: Internal error.

Action: If the problem persists, contact Oracle Support Services.

CLSRSC-00219: Unable to get Oracle owner for the home '*string*'

Cause: Internal error.

Action: If the problem persists, contact Oracle Support Services.

CLSRSC-00220: Unable to retrieve database home information

Cause: Internal error.

Action: If the problem persists, contact Oracle Support Services.

CLSRSC-00221: The patch '*string*' apply failed for home '*string*'

Cause: Internal error.

Action: If the problem persists, contact Oracle Support Services.

CLSRSC-00222: The patch '*string*' apply successful for home '*string*'

Cause: This is a status message.

Action: None

CLSRSC-00223: The patch '*string*' rollback failed for home '*string*'

Cause: Internal error.

Action: If the problem persists, contact Oracle Support Services.

CLSRSC-00224: The patch '*string*' rollback successful for home '*string*'

Cause: This is a status message.

Action: None

CLSRSC-00225: The prepatch execution for database home failed

Cause: Internal error.

Action: If the problem persists, contact Oracle Support Services.

CLSRSC-00226: The postpatch execution for database home failed

Cause: Internal error.

Action: If the problem persists, contact Oracle Support Services.

CLSRSC-00227: Patch information file '*string*' does not exist. Not a valid GI Bundle patch.

Cause: Internal error.

Action: If the problem persists, contact Oracle Support Services.

CLSRSC-00228: Timed out waiting for server assignments

Cause: Internal error.

Action: If the problem persists, contact Oracle Support Services.

CLSRSC-00235: Patch request before invoking Oracle patching tool was aborted because upgrade is in progress.

Cause: A patch request before invoking Oracle patching tool was aborted because software upgrade was in progress on one or more nodes.

Action: Ensure successful completion of upgrade processing on all nodes before requesting patch before invoking Oracle patching tool.

CLSRSC-00242: Failed to start Oracle Grid Plug and Play (GPnP) component

Cause: Internal error.

Action: If the problem persists, contact Oracle Support Services.

CLSRSC-00243: Failed to upgrade the voting disks for Cluster Synchronization Service

Cause: Internal error.

Action: If the problem persists, contact Oracle Support Services.

CLSRSC-00244: Failed to start Cluster Synchronization Service in clustered mode

Cause: Internal error.

Action: If the problem persists, contact Oracle Support Services.

CLSRSC-00245: Failed to start Cluster Time Synchronization Service (CTSS)

Cause: Internal error.

Action: If the problem persists, contact Oracle Support Services.

CLSRSC-00246: HAIP startup failure considered fatal, terminating ...

Cause: Internal error.

Action: If the problem persists, contact Oracle Support Services.

CLSRSC-00247: Failed to start ASM

Cause: Internal error.

Action: If the problem persists, contact Oracle Support Services.

CLSRSC-00248: Failed to upgrade Oracle Clusterware Repository

Cause: Internal error.

Action: If the problem persists, contact Oracle Support Services.

CLSRSC-00249: Failed to start Cluster Ready Services

Cause: Internal error.

Action: If the problem persists, contact Oracle Support Services.

CLSRSC-00250: Failed to start Event Manager

Cause: Internal error.

Action: If the problem persists, contact Oracle Support Services.

CLSRSC-00251: Oracle Clusterware stack start initiated but failed to complete

Cause: Internal error.

Action: If the problem persists, contact Oracle Support Services.

CLSRSC-00252: Old CRS Home directory is invalid

Cause: Internal error.

Action: If the problem persists, contact Oracle Support Services.

CLSRSC-00253: Failed to call 'gethostbyname' with the argument '*string*' (error: *string*)

Cause: Internal error.

Action: If the problem persists, contact Oracle Support Services.

CLSRSC-00254: Could not create the directory '*string*' (error: *string*)

Cause: Internal error.

Action: If the problem persists, contact Oracle Support Services.

CLSRSC-00255: Could not create the file '*string*' (error: *string*)

Cause: Internal error.

Action: If the problem persists, contact Oracle Support Services.

CLSRSC-00256: Could not eval *string*: *string*

Cause: Internal error.

Action: If the problem persists, contact Oracle Support Services.

CLSRSC-00257: Cluster Time Synchronization Service start in exclusive mode failed

Cause: Internal error.

Action: If the problem persists, contact Oracle Support Services.

CLSRSC-00258: Failed to configure and start ASM

Cause: Internal error.

Action: If the problem persists, contact Oracle Support Services.

CLSRSC-00259: Oracle Clusterware Repository configuration failed

Cause: Internal error.

Action: If the problem persists, contact Oracle Support Services.

CLSRSC-00260: Clusterware exclusive mode start of Cluster Ready Services failed

Cause: Internal error.

Action: If the problem persists, contact Oracle Support Services.

CLSRSC-00261: Failed to add voting disks

Cause: An attempt to add voting disks failed.

Action: Contact Oracle Support Services.

CLSRSC-00262: Failed to promote local GPnP setup to other cluster nodes

Cause: Internal error.

Action: If the problem persists, contact Oracle Support Services.

CLSRSC-00267: CSS could not exit exclusive mode

Cause: An attempt to stop running OHASD resources failed.

Action: If the problem persists, contact Oracle Support Services.

CLSRSC-00268: ORACLE_HOME is not set in the environment

Cause: Internal error.

Action: If the problem persists, contact Oracle Support Services.

CLSRSC-00269: Failed to add base type cluster_resource

Cause: Internal error.

Action: If the problem persists, contact Oracle Support Services.

CLSRSC-00270: Failed to register Clusterware type '*string*'

Cause: Internal error.

Action: If the problem persists, contact Oracle Support Services.

CLSRSC-00271: Failed to add resource '*string*'

Cause: Internal error.

Action: If the problem persists, contact Oracle Support Services.

CLSRSC-00272: Could not close file '*string*' (error: *string*)

Cause: Internal error.

Action: If the problem persists, contact Oracle Support Services.

CLSRSC-00273: Failed to register the resource '*string*' with the OHASD

Cause: Internal error.

Action: If the problem persists, contact Oracle Support Services.

CLSRSC-00274: Mismatching host to VIP IPs specified

Cause: Internal error.

Action: If the problem persists, contact Oracle Support Services.

CLSRSC-00275: No more elements in crs_nodevip_list

Cause: Internal error.

Action: If the problem persists, contact Oracle Support Services.

CLSRSC-00276: Unable to get VIP info for new node

Cause: Internal error.

Action: If the problem persists, contact Oracle Support Services.

CLSRSC-00277: Failed to perform new node configuration

Cause: Internal error.

Action: If the problem persists, contact Oracle Support Services.

CLSRSC-00278: Failed to perform last node configuration for upgrade

Cause: Internal error.

Action: If the problem persists, contact Oracle Support Services.

CLSRSC-00279: Failed to perform first node non rolling asm upgrade tasks for cluster

Cause: Internal error.

Action: If the problem persists, contact Oracle Support Services.

CLSRSC-00280: Failed to perform first node tasks for cluster modeling upgrade

Cause: Internal error.

Action: If the problem persists, contact Oracle Support Services.

CLSRSC-00281: Failed to set active version of Oracle Clusterware

Cause: An error occurred while executing the 'crsctl set crs activeversion' command.

Action: Correct the problem indicated in the accompanying messages, and then retry.

CLSRSC-00284: Failed to perform last node tasks for cluster modeling upgrade

Cause: Internal error.

Action: If the problem persists, contact Oracle Support Services.

CLSRSC-00285: Failed to perform upgrade configuration from old 11.2 install

Cause: Internal error.

Action: If the problem persists, contact Oracle Support Services.

CLSRSC-00286: Failed to add Grid Infrastructure node applications

Cause: Internal error.

Action: If the problem persists, contact Oracle Support Services.

CLSRSC-00287: FirstNode configuration failed

Cause: Internal error.

Action: If the problem persists, contact Oracle Support Services.

CLSRSC-00288: Failed to start Grid Infrastructure node applications

Cause: Internal error.

Action: If the problem persists, contact Oracle Support Services.

CLSRSC-00289: Could not get existing VIP information

Cause: Internal error.

Action: If the problem persists, contact Oracle Support Services.

CLSRSC-00290: Error: validation of Single Instance CSS failed

Cause: Internal error.

Action: If the problem persists, contact Oracle Support Services.

CLSRSC-00291: Error: validation of 9i GSD failed

Cause: Internal error.

Action: If the problem persists, contact Oracle Support Services.

CLSRSC-00292: Error: validation of OLR config failed

Cause: Internal error.

Action: If the problem persists, contact Oracle Support Services.

CLSRSC-00293: Error: validation of OCR location '*string*' failed

Cause: Internal error.

Action: If the problem persists, contact Oracle Support Services.

CLSRSC-00294: CSS cannot be run in realtime mode

Cause: Internal error.

Action: If the problem persists, contact Oracle Support Services.

CLSRSC-00296: No configuration parameter file was specified

Cause: Internal error.

Action: If the problem persists, contact Oracle Support Services.

CLSRSC-00297: Configuration parameter file '*string*' could not be found

Cause: Internal error.

Action: If the problem persists, contact Oracle Support Services.

CLSRSC-00298: The Oracle CRS home path not found in the configuration parameters

Cause: Internal error.

Action: If the problem persists, contact Oracle Support Services.

CLSRSC-00299: The configuration parameter file '*string*' is not valid

Cause: Internal error.

Action: If the problem persists, contact Oracle Support Services.

CLSRSC-00300: Parameter '*string*' not defined

Cause: Internal error.

Action: If the problem persists, contact Oracle Support Services.

CLSRSC-00301: Error in validate_ocrconfig

Cause: Internal error.

Action: If the problem persists, contact Oracle Support Services.

CLSRSC-00302: Unable to delete old services

Cause: Internal error.

Action: If the problem persists, contact Oracle Support Services.

CLSRSC-00303: Cannot complete the upgrade without the voting file list

Cause: Internal error.

Action: If the problem persists, contact Oracle Support Services.

CLSRSC-00304: Failed to upgrade ASM for Oracle Restart configuration

Cause: Internal error.

Action: If the problem persists, contact Oracle Support Services.

CLSRSC-00305: Failed to upgrade ASM in a rolling fashion for Oracle Clusterware configuration

Cause: Internal error.

Action: If the problem persists, contact Oracle Support Services.

CLSRSC-00306: Failed to upgrade ASM in a nonrolling fashion for Oracle Clusterware configuration

Cause: Internal error.

Action: If the problem persists, contact Oracle Support Services.

CLSRSC-00307: Failed to upgrade ASM service a rolling fashion for Oracle clusterware configuration

Cause: Internal error.

Action: If the problem persists, contact Oracle Support Services.

CLSRSC-00308: Failed to get non-FQDN host name

Cause: Internal error.

Action: If the problem persists, contact Oracle Support Services.

CLSRSC-00309: Failed to get node network interfaces, error: (*string*)

Cause: Internal error.

Action: If the problem persists, contact Oracle Support Services.

CLSRSC-00310: Could not open log file *string* for append (error: *string*)

Cause: Internal error.

Action: If the problem persists, contact Oracle Support Services.

CLSRSC-00311: Failed to verify resources

Cause: Internal error.

Action: If the problem persists, contact Oracle Support Services.

CLSRSC-00312: Failed to verify HA resources

Cause: Internal error.

Action: If the problem persists, contact Oracle Support Services.

CLSRSC-00313: Error: '*string*' is an unknown Operating System

Cause: Internal error.

Action: If the problem persists, contact Oracle Support Services.

CLSRSC-00314: Failed to call '*tolower_host*' (error: *string*)

Cause: Internal error.

Action: If the problem persists, contact Oracle Support Services.

CLSRSC-00315: Clusterware configuration check failed

Cause: Internal error.

Action: If the problem persists, contact Oracle Support Services.

CLSRSC-00316: OLR configuration failed

Cause: Internal error.

Action: If the problem persists, contact Oracle Support Services.

CLSRSC-00317: Failed to register Oracle OHASD service

Cause: Internal error.

Action: If the problem persists, contact Oracle Support Services.

CLSRSC-00318: Failed to start Oracle OHASD service

Cause: Internal error.

Action: If the problem persists, contact Oracle Support Services.

CLSRSC-00319: Unable to stop running CSS

Cause: Internal error.

Action: If the problem persists, contact Oracle Support Services.

CLSRSC-00320: Migration of older version local_only to SIHA failed

Cause: Internal error.

Action: If the problem persists, contact Oracle Support Services.

CLSRSC-00323: Error: readlink failed (error: *string*)

Cause: Internal error.

Action: If the problem persists, contact Oracle Support Services.

CLSRSC-00324: Could not open old init.cssd

Cause: Internal error.

Action: If the problem persists, contact Oracle Support Services.

CLSRSC-00325: Configure Oracle Grid Infrastructure for a Cluster ... succeeded

Cause: This is a status message.

Action: None

CLSRSC-00326: Configure Oracle Grid Infrastructure for a Cluster ... failed

Cause: Internal error.

Action: Check accompanying messages and contact Oracle Support Services.

CLSRSC-00327: Successfully configured Oracle Restart for a standalone server

Cause: This is a status message.

Action: None

CLSRSC-00328: Removing Clusterware entries in file '*string*'

Cause: This is a status message.

Action: None

CLSRSC-00329: Replacing Clusterware entries in file '*string*'

Cause: This is a status message.

Action: None

CLSRSC-00330: Adding Clusterware entries to file '*string*'

Cause: This is a status message.

Action: None

CLSRSC-00331: Failure initializing entries in file '*string*'

Cause: Internal error.

Action: If the problem persists, contact Oracle Support Services.

CLSRSC-00332: CRS resources for listeners are still configured

Cause: Internal error.

Action: If the problem persists, contact Oracle Support Services.

CLSRSC-00333: Failed to remove database listener

Cause: Internal error.

Action: If the problem persists, contact Oracle Support Services.

CLSRSC-00334: Failed to remove database listener, but continuing to deconfigure with force option

Cause: Internal error.

Action: If the problem persists, contact Oracle Support Services.

CLSRSC-00335: Successfully downgraded Oracle Clusterware stack on this node

Cause: This is a status message.

Action: None

CLSRSC-00336: Successfully deconfigured Oracle Clusterware stack on this node

Cause: This is a status message.

Action: None

CLSRSC-00337: Successfully deconfigured Oracle Restart stack

Cause: This is a status message.

Action: None

CLSRSC-00338: Successfully downgraded OCR to version *string*

Cause: This is a status message.

Action: None

CLSRSC-00348: The Oracle Restart stack failed to stop

Cause: There was a failure in stopping the Oracle Restart stack.

Action: Stop the stack with 'crsctl stop has -f' and rerun the root script.

CLSRSC-00349: The Oracle Clusterware stack failed to stop

Cause: There was a failure in stopping the Oracle Clusterware stack.

Action: Stop the stack with 'crsctl stop crs -f' and rerun the root script.

CLSRSC-00350: Cannot configure two CRS instances on the same cluster

Cause: CRS is already configured on this node.

Action: Must deconfigure before proceeding with the configuration of new home.

CLSRSC-00351: Improper Oracle Clusterware configuration found on this host

Cause: There was an existing configuration found.

Action: Deconfigure the existing cluster configuration before starting to configure a new Clusterware.

CLSRSC-00352: CRS is already configured on this node for the CRS home location *string*

Cause: There was an attempt to configure the cluster when the cluster is already configured.

Action: None

CLSRSC-00353: Run '*string*/crs/install/*string* -deconfig' to deconfigure existing failed configuration and then re-run '*string*'

Cause: There was an attempt to configure the cluster when a prior failed configuration was not cleaned up.

Action: Perform the action specified in the message.

CLSRSC-00354: Error: invalid interface

Cause: Internal error.

Action: Contact Oracle Support Services.

CLSRSC-00355: Error: Cannot change directory to '*string*', invalid Berkeley Database path

Cause: Internal error.

Action: If the problem persists, contact Oracle Support Services.

CLSRSC-00356: Error in opening directory '*string*'

Cause: Internal error.

Action: If the problem persists, contact Oracle Support Services.

CLSRSC-00357: Failed to stop current Oracle Clusterware stack during upgrade

Cause: An error occurred while executing the 'crsctl stop crs -f' command from the current CRS home.

Action: Either manually stop the current Oracle Clusterware stack or reboot the local node to properly clean up the processes started by Oracle Clusterware, and then rerun rootupgrade.sh.

CLSRSC-00359: Unable to get owner information for the executable *string*

Cause: This is an internal error.

Action: Contact Oracle Support Services.

CLSRSC-00360: Owner '*string*' of the old CRS home differs from owner '*string*' of the new CRS home

Cause: The new CRS home was installed as the wrong OS user.

Action: Install the new CRS home as the owner of the old CRS home.

CLSRSC-00361: The Oracle Cluster Repository (OCR) check failed

Cause: This is an internal error.

Action: Contact Oracle Support Services.

CLSRSC-00362: The pre-upgrade checks failed, aborting the upgrade

Cause: One or more pre-upgrade checks failed. This message is accompanied by others providing details of the error.

Action: Correct the problem indicated by the accompanying messages and retry.

CLSRSC-00363: User ignored prerequisites during installation

Cause: Informational message.

Action: None

CLSRSC-00364: Failed to propagate ASM credentials to the other nodes

Cause: An attempt to copy the ASM credentials to all remote cluster nodes failed

Action: Contact Oracle Support Services.

CLSRSC-00365: Failed to create credentials for ASM on the local node

Cause: Internal Error

Action: Contact Oracle Support Services.

CLSRSC-00366: Failed to import credentials for ASM

Cause: Internal Error

Action: Contact Oracle Support Services.

CLSRSC-00367: The value set for the parameter 'GNS_ADDR_LIST' is null

Cause: No GNS address was found while configuring the big cluster discovery address.

Action: Contact Oracle Support Services.

CLSRSC-00368: Failed to set the node role '*string*' for the local node

Cause: An error occurred while executing the 'crsctl set node role' command.

Action: Examine the accompanying messages from the 'crsctl set node role' command, correct the problem and retry.

CLSRSC-00369: Failed to set maximum number of Hub nodes to *string*

Cause: An error occurred while executing the 'crsctl set cluster hubsize' command.

Action: Examine the accompanying messages from the 'crsctl set cluster hubmax' command, correct the problem and retry.

CLSRSC-00370: Cloud Cluster requires Cloud ASM Server

Cause: Cloud ASM Server was not configured in the cluster.

Action: Contact Oracle Support Services.

CLSRSC-00371: Failed to add flex ASM configuration

Cause: An error occurred while executing the 'srvctl add asm -flex' command.

Action: Correct the problem indicated in the accompanying messages, and then retry.

CLSRSC-00372: Failed to enable ASM proxy configuration

Cause: An error occurred while executing the 'srvctl enable asm -proxy' command.

Action: Correct the problem indicated in the accompanying messages, and then retry.

CLSRSC-00373: Failed to start ASM proxy instance

Cause: An error occurred while executing the command 'srvctl start asm -proxy'. The accompanying messages provide detailed failure information.

Action: Correct the problems indicated in the accompanying messages, and retry the operation.

CLSRSC-00375: Failed to copy ASM credentials to the GPnP directory

Cause: An error occurred while processing a copy operation.

Action: Correct the problem indicated in the accompanying messages, and then retry.

CLSRSC-00376: Failed to get the configured node role for the node *string*

Cause: An error occurred while executing the 'crsctl get node role config -node *nodename*' command.

Action: Examine the accompanying messages from the 'crsctl get node role config -node *nodename*' command, correct the problem and retry.

CLSRSC-00377: Failed to create ASM credential domains

Cause: An error occurred while executing the 'crsctl add credmaint -path -ASM [-local]' command.

Action: Contact Oracle Support Services.

CLSRSC-00378: Failed to get the configured node role for the local node

Cause: An error occurred while executing the 'crsctl get node role config' command.

Action: Examine the accompanying messages from the 'crsctl get node role config' command, correct the problem and retry.

CLSRSC-00379: Invalid path for the password file used by ASM

Cause: The path for the password file used by ASM was not properly set in ASM configuration.

Action: Contact Oracle Support Services.

CLSRSC-00380: Failed to create the Rapid Home Provisioning Server credential domain

Cause: An error occurred while executing the 'crsctl add credmaint -path GRIDHOME' command.

Action: Contact Oracle Support Services.

CLSRSC-00398: Failed to retrieve old Grid Infrastructure home location during upgrade

Cause: An attempt to locate the previous version Oracle Clusterware home location failed during upgrade, possibly because its configuration was corrupt or removed.

Action: Contact Oracle Support Services.

CLSRSC-00399: Failed to retrieve the network configuration during upgrade

Cause: Private interconnect configuration could not be retrieved from the previous version Oracle Clusterware, possibly because its configuration was corrupt or removed.

Action: Contact Oracle Support Services.

CLSRSC-00400: A system reboot is required to continue installing.

Cause: The installation of new drivers requires a node reboot to continue the install.

Action: Reboot the node and rerun the install or patch configuration step.

CLSRSC-00404: Failed to upgrade Cluster Health Monitor service in rolling fashion for Oracle Clusterware configuration.

Cause: This is an internal error.

Action: Contact Oracle Support Services.

CLSRSC-00405: Unable to access old configuration file *string* of Cluster Health Monitor.

Cause: Old Cluster Health Monitor configuration file was absent.

Action: None

CLSRSC-00406: Failed to find new administrative directory *string* of Cluster Health Monitor.

Cause: This is an internal error.

Action: Contact Oracle Support Services.

CLSRSC-00408: Failed to create new configuration file *string* of Cluster Health Monitor.

Cause: New configuration file of Cluster Health Monitor could not be created.

Action: Ensure that you have the required OS authority or permissions for creating the indicated file.

CLSRSC-00409: Failed to patch Cluster Health Monitor service for Oracle Clusterware configuration.

Cause: This is an internal error.

Action: Contact Oracle Support Services.

CLSRSC-00410: Cannot change directory to '*string*'.

Cause: During OCFS upgrade, an attempt to change to the indicated file system directory failed.

Action: Ensure that the directory ORACLE_HOME\cfs exists

CLSRSC-00411: A system reboot is required before using OCFS.

Cause: The existing OCFS driver could not be unloaded.

Action: Reboot the local node.

CLSRSC-00412: Failed to enable CRS after successfully installing the ACFS drivers.

Cause: After successfully configuring ACFS during an install, upgrade, or patch, the root script failed to enable CRS again, using the command 'crsctl enable crs'.

Action: Correct the errors accompanying the failure of the enable command and rerun the install configuration step.

CLSRSC-00413: Failed to disable CRS in preparation for a node reboot.

Cause: After a failure to install ACFS drivers, CRS is disabled. This allows the user to reboot and install the drivers for the new version successfully.

Action: Correct the errors accompanying the failure of the disable command, run 'crsctl disable crs', reboot, and continue the install configuration step.

CLSRSC-00415: Failed to delete voting disks

Cause: An attempt to delete voting disks failed.

Action: Contact Oracle Support Services.

CLSRSC-00416: Failed to retrieve old Grid Infrastructure configuration data during downgrade

Cause: An attempt to collect the older version Oracle Clusterware configuration data failed during downgrade, possibly because its configuration was corrupt or removed.

Action: Contact Oracle Support Services.

CLSRSC-00418: Failed to create the ADVN volume resource for device *string*.

Cause: An error occurred while executing the 'srvctl add volume' command.

Action: Correct the problem indicated in the accompanying messages and retry.

CLSRSC-00419: An error occurred attempting to query the volume resource.

Cause: An error occurred while executing the 'srvctl status volume' command.

Action: Correct the problem indicated in the accompanying messages and retry.

CLSRSC-00420: The ACFS registration for device '*string*' on mount path '*string*' could not be registered with CRS.

Cause: An error occurred while executing the 'acfsutil registry -a' command.

Action: Correct the problem indicated in the accompanying messages and retry.

CLSRSC-00421: An error occurred attempting to query the file system resource.

Cause: An error occurred while executing the 'srvctl status // filesystem' command.

Action: Correct the problem indicated in the accompanying messages and retry.

CLSRSC-00422: Failed to perform ACFS registry upgrade.

Cause: An error occurred while performing the ACFS registry upgrade.

Action: Correct the problem indicated in the accompanying messages and retry.

CLSRSC-00423: Failed to stop database listener

Cause: An error occurred while stopping the database listener.

Action: Try to stop the database listener manually using 'srvctl stop listener' command.

CLSRSC-00424: Failed to stop database listener, but continuing to deconfigure with force option

Cause: An error occurred while stopping the database listener.

Action: None

CLSRSC-00425: Failed to create the ACFS drivers resource but continuing with the installation

Cause: An error occurred while creating the ACFS drivers resource.

Action: Check if your OS kernel is supported and run 'acfsroot enable' to create and start the ACFS drivers resource.

CLSRSC-00426: Failed to create and start the ACFS drivers resource but continuing with the patching

Cause: An error occurred while creating and starting the ACFS drivers resource.

Action: Check if your OS kernel is supported and run 'acfsroot enable' to create and start the ACFS drivers resource.

CLSRSC-00427: failed to remove OCR file *string* on ASM using command *string*

Cause: An error occurred while executing the 'asmcmd rm' command.

Action: Examine the accompanying messages, correct the problem and retry.

CLSRSC-00428: Existing OCR configuration found, aborting the configuration. Rerun configuration setup after deinstall.

Cause: While configuring a new cluster, OCR was found to be already configured.

Action: Deinstall and rerun configuration setup.

CLSRSC-00429: The Oracle Clusterware force upgrade was aborted

Cause: One or more pre-upgrade checks failed.

Action: Address the issues reported by accompanying messages and follow the suggested action.

CLSRSC-00430: Failed to start rolling patch mode

Cause: An error occurred while executing the 'crsctl start rollingpatch' command.

Action: Examine the accompanying messages, correct the problem and retry.

CLSRSC-00431: Failed to stop rolling patch mode

Cause: An error occurred while executing the 'crsctl stop rollingpatch' command.

Action: Examine the accompanying messages, correct the problem and retry.

CLSRSC-00432: Invalid destination CRS home

Cause: The CRS home specified by '-dstcrshome' was identical to the current CRS home.

Action: Remove '-dstcrshome *path to CRS home*' from the command line or specify a different CRS home.

CLSRSC-00433: This command is deprecated and has been replaced by 'rootcrs.pl -postpatch'

Cause: A deprecated command was issued.

Action: Use 'rootcrs.pl -postpatch'. See usage for complete command line options.

CLSRSC-00434: An operating system reboot is required to continue the deconfiguration.

Cause: The uninstall of the ACFS drivers failed. An operating system reboot is required to continue the deconfiguration.

Action: Reboot the node and restart the deconfiguration step.

CLSRSC-00435: Failed to enable CRS after successfully uninstalling the ACFS drivers.

Cause: After successfully deconfiguring ACFS during an downgrade, the root script failed to re-enable CRS using the command 'crsctl enable crs'.

Action: Correct the errors accompanying the failure of the enable command and rerun the deconfiguration step.

CLSRSC-00436: Failed to disable CRS in preparation for a node reboot.

Cause: An attempt to disable CRS in preparation for a system reboot failed. The reboot is associated with a failed removal of ACFS drivers.

Action: Correct the errors accompanying the failure of the disable command, run 'crsctl disable crs', reboot, and continue the deconfiguration step.

CLSRSC-00437: Failed to add the management database listener

Cause: An error occurred while adding the management database listener.

Action: Rerun the root.sh script after resolving the problem indicated by the accompanying messages.

CLSRSC-00438: There is a mismatch between the node list and node role list in '*string/crs/install/crsconfig_addparams*'

Cause: This is an internal error.

Action: Contact Oracle Support Services.

CLSRSC-00440: Failed to copy GPnP setup from a remote node *string* that belongs to an upgraded cluster

Cause: The remote node was unreachable or has not completed upgrade processing.

Action: Make sure the given node can be reached and it has been successfully upgraded, and then rerun the 'rootupgrade.sh -join -existingNode *node name*' command.

CLSRSC-00442: Failed to copy Oracle Clusterware configuration files from existing nodes

Cause: During the operation of adding nodes, an attempt to copy configuration files from an existing node failed because no node was unreachable or user equivalence did not work.

Action: Ensure that at least one node can be reached and user equivalence is properly configured between the local node and existing nodes, and then rerun the 'root.sh' command. Contact Oracle Support Services if the problem persists.

CLSRSC-00443: An active CSS daemon was found during CSS exclusive mode startup

Cause: This is an internal error.

Action: Contact Oracle Support Services.

CLSRSC-00444: The 'root.sh' command must first be run on node '*string*' where the OUI session was invoked

Cause: The node where the 'root.sh' command was running was not the node on which the OUI session was invoked.

Action: Run the 'root.sh' command on the node where the OUI was invoked.

CLSRSC-00445: The Oracle Grid Infrastructure has already been upgraded to [*string*]

Cause: The rootupgrade.sh was successfully executed on all cluster nodes.

Action: No further action is required.

CLSRSC-00446: The upgrade has not yet been performed on this node

Cause: The rootupgrade.sh was not yet executed on the local node, and the force option was specified.

Action: Rerun rootupgrade.sh without the force option on the local node.

CLSRSC-00447: The upgrade has not yet been performed on node *string*

Cause: The force option was supplied when some nodes in the cluster have not yet been upgraded. The upgrade cannot be forced to complete while some nodes running Oracle Clusterware have not yet been upgraded.

Action: Rerun rootupgrade.sh without force option on the specified node.

CLSRSC-00448: Cluster-wide Grid Plug and Play profile not found on this node

Cause: The Grid Plug and Play profile was not found on this node. The node may have been unreachable when the profile was created and distributed during an earlier upgrade operation.

Action: First, force completion of the earlier upgrade on the other nodes using 'rootupgrade.sh -force'. Then issue 'rootupgrade.sh -join -existingNode <node_name>'

on the local node to rejoin this node to the cluster. Alternatively, remove this node from the cluster and then add it back.

CLSRSC-00449: Failed to retrieve the value of attribute 'check_interval' for CVU resource during upgrade

Cause: An attempt to retrieve the value of attribute 'check_interval' for CVU resource failed during upgrade, possibly because its configuration was corrupt or removed.

Action: Contact Oracle Support Services.

CLSRSC-00450: Failed to determine if the CVU resource was configured

Cause: During upgrade, an attempt to determine if CVU resource was configured failed, possibly because its configuration was corrupt or removed.

Action: Contact Oracle Support Services.

CLSRSC-00451: failed to deconfigure the last Hub node because there are still active Leaf nodes: *string*

Cause: An attempt to deconfigure the last Hub node in the cluster found one or more Leaf nodes still active.

Action: Deconfigure all other nodes before deconfiguring the last Hub node.

CLSRSC-00452: Failed to upgrade ASM on the current node during attempt to join an upgraded cluster

Cause: The ASM upgrade invoked during node join failed.

Action: Examine the accompanying messages, correct the problem and rerun the 'rootupgrade.sh -join -existingNode *node name*' command.

CLSRSC-00453: An operating system reboot is required to continue the downgrade

Cause: The reinstall of the older version of Oracle ASM Cluster file system (ACFS) drivers failed. An operating system reboot is required to continue the downgrade.

Action: Reboot the node before running 'crsctl start crs' from the older version of CRS home.

CLSRSC-00454: Failed to initiate the upgrade of Oracle Clusterware

Cause: An error occurred while executing the 'crsctl startupgrade' command.

Action: Rerun the rootupgrade.sh script and contact Oracle Support Services if the problem persists.

CLSRSC-00455: Failed attempt to initiate patch on a Leaf node

Cause: Pre-patch failed because of an attempt to execute 'rootcrs.pl -prepatch' on a Leaf node before any Hub node being patched.

Action: Run the 'rootcrs.pl -prepatch' command on a Hub node first, before running it on the current node.

CLSRSC-00456: The Oracle Grid Infrastructure has already been configured.

Cause: An attempt to run the configuration script was aborted because it had already been successfully executed on this node.

Action: No further action is required.

CLSRSC-00457: Oracle Restart is currently configured and cannot be deconfigured using this Oracle Clusterware deconfiguration command.

Cause: A request to deconfigure Oracle Clusterware was rejected because the existing configuration was Oracle Restart.

Action: Run the command 'roothas.pl -deconfig' to deconfigure Oracle Restart.

CLSRSC-00458: Failed to restore the ASM diagnostic destination during downgrade

Cause: An attempt to downgrade using the 'asmca -downgrade' command failed, because the ASM diagnostic destination could not be restored.

Action: Correct the problem indicated in the accompanying messages.

CLSRSC-00460: failed to start Oracle Restart stack

Cause: An error occurred when the Oracle Restart stack was automatically restarted during installation or configuration processing.

Action: Retry the configuration script root.sh. If the problem persists, contact Oracle Support Services

CLSRSC-00461: Failed to retrieve OCR locations

Cause: An error occurred while executing the 'ocrcheck -config -details' command.

Action: Correct the problem indicated in the accompanying messages.

CLSRSC-00462: Failed to copy OCR location configuration file to remote nodes

Cause: An attempt to copy configuration file to remote nodes failed because the target node was unreachable or user equivalence did not work.

Action: Ensure that the remote nodes can be reached and user equivalence is properly configured across the cluster nodes, and then rerun the 'root.sh' command. Contact Oracle Support Services if the problem persists.

CLSRSC-00463: The deconfiguration or downgrade script could not stop current Oracle Clusterware stack.

Cause: An error occurred while executing the 'crsctl stop crs -f' command from the current CRS home.

Action: After deconfiguration or downgrade completes, either manually stop the current Oracle Clusterware stack or reboot the local node to properly clean up the processes started by Oracle Clusterware.

CLSRSC-00464: Starting retrieval of the cluster configuration data

Cause: Retrieval of the cluster configuration data from the older version of Oracle Grid Infrastructure stack has started.

Action: None

CLSRSC-00465: Retrieval of the cluster configuration data has successfully completed.

Cause: Retrieval of the cluster configuration data from the older version of Oracle Grid Infrastructure stack has successfully completed.

Action: None

CLSRSC-00466: Starting shutdown of the current Oracle Grid Infrastructure stack

Cause: Shutdown of the older version of Oracle Grid Infrastructure stack has started.

Action: None

CLSRSC-00467: Shutdown of the current Oracle Grid Infrastructure stack has successfully completed.

Cause: Shutdown of the older version of Oracle Grid Infrastructure stack has successfully completed.

Action: None

CLSRSC-00468: Setting Oracle Clusterware and ASM to rolling migration mode

Cause: An attempt has been made to set Oracle Clusterware and ASM to rolling migration mode.

Action: None

CLSRSC-00469: Successfully set Oracle Clusterware and ASM to rolling migration mode

Cause: An operation to set Oracle ASM to rolling migration mode has successfully completed.

Action: None

CLSRSC-00470: Starting non-rolling migration of Oracle ASM

Cause: An attempt has been made to initiate non-rolling migration of Oracle ASM.

Action: None

CLSRSC-00471: Successfully initiated non-rolling migration of Oracle ASM

Cause: An operation to initiate non-rolling migration of Oracle ASM has successfully completed.

Action: None

CLSRSC-00472: Attempting to export the OCR

Cause: An attempt has been made to export the OCR.

Action: None

CLSRSC-00473: Successfully exported the OCR

Cause: The OCR has successfully been exported.

Action: None

CLSRSC-00474: Initiating upgrade of resource types

Cause: An attempt has been made to initiate upgrade of resource types.

Action: None

CLSRSC-00475: Upgrade of resource types successfully initiated.

Cause: Upgrade of resource types has successfully started.

Action: None

CLSRSC-00476: Finishing upgrade of resource types

Cause: An attempt has been made to finish upgrade of resource types.

Action: None

CLSRSC-00477: Successfully completed upgrade of resource types

Cause: Upgrade of resource types has successfully completed.

Action: None

CLSRSC-00478: Setting Oracle Clusterware active version on the last node to be upgraded

Cause: An attempt has been made on the last node to be upgraded to set the Oracle Clusterware active version.

Action: None

CLSRSC-00479: Successfully set Oracle Clusterware active version

Cause: An operation initiated on the last node to be upgraded to set Oracle Clusterware active version has successfully completed.

Action: None

CLSRSC-00480: Starting the process of upgrading local listeners

Cause: The process of upgrading local listeners has started.

Action: None

CLSRSC-00481: Successfully completed the process of upgrading local listeners

Cause: The process of upgrading local listeners has successfully completed.

Action: None

CLSRSC-00482: Running command: '*string*'

Cause: An attempt has been made to run the command mentioned in the message.

Action: None

CLSRSC-00483: unable to run 'rootcrs.pl -prepatch' to perform rolling, in-place patching for shared Grid Infrastructure home

Cause: In the course of patching a shared Grid Infrastructure home, an attempt to execute the 'rootcrs.pl -prepatch' command failed because rolling in-place patching of a shared home is not allowed.

Action: Reissue the 'rootcrs.pl -prepatch' command with the '-nonrolling' or '-dstcrshome' option specified .

CLSRSC-00484: error querying CRS software version on node '*string*'

Cause: An error occurred while executing the 'crsctl query crs softwareversion' command.

Action: Correct the problem indicated in the accompanying messages and then rerun rootupgrade.sh. Contact Oracle Support Services if the problem persists.

CLSRSC-00485: Local port=*string* and remote port=*string* should not be same.

Cause: The rootupgrade script was aborted because the specified local and remote ports were the same.

Action: Rerun the rootupgrade.sh script after changing the port numbers.

CLSRSC-00487: Check for ASM compatibility version failed during downgrade.

Cause: An attempt to downgrade the current node failed because the ASM compatibility version was already advanced after upgrade.

Action: Downgrade is not allowed in this case. Contact Oracle Support Services for further action.

CLSRSC-00488: Patching the Grid Infrastructure Management Repository database failed.

Cause: An error occurred when executing the 'sqlpatch -db -MGMTDB' command' to patch the Grid Infrastructure Management Repository database.

Action: Address the issues reported by accompanying messages and rerun the 'rootcrs.pl -postpatch' command. If the problem persists, contact Oracle Support Services.

CLSRSC-00489: Stopping the Grid Infrastructure Management Repository database failed.

Cause: An error occurred while executing the 'srvctl stop mgmtdb' command.

Action: Examine the accompanying messages, correct the problem and rerun the 'rootcrs.pl -postpatch' command.

CLSRSC-00490: Starting the Grid Infrastructure Management Repository database failed.

Cause: An error occurred while executing the 'srvctl start mgmtdb' command.

Action: Examine the accompanying messages, correct the problem and rerun the 'rootcrs.pl -postpatch' command.

CLSRSC-00491: Failed to disable the Grid Infrastructure Management Repository database

Cause: An error occurred while executing the 'srvctl disable mgmtdb' command.

Action: Examine the accompanying messages, correct the problem and rerun the 'rootcrs.pl -postpatch' command.

CLSRSC-00492: Failed to enable the Grid Infrastructure Management Repository database

Cause: An error occurred while executing the 'srvctl enable mgmtdb' command.

Action: Examine the accompanying messages, correct the problem and rerun the 'rootcrs.pl -postpatch' command.

CLSRSC-00493: failed to initiate rolling patch on the current node because there is only one active HUB node

Cause: An attempt to execute the 'rootcrs.pl -prepatch' command failed because there was only one active HUB node.

Action: Reissue the 'rootcrs.pl -prepatch' command with the '-nonrolling' option specified or configure more than one active HUB node in the cluster.

CLSRSC-00494: Failed to execute this command. Current directory is under an ACFS mount point.

Cause: An attempt to execute a command that would result in a forced / shutdown of ACFS was rejected because the current directory is on an ACFS file system. Consequently, the forced shutdown of ACFS would terminate the execution of the attempted command.

Action: Ensure that the current shell has no dependencies on ACFS file systems (i.e. current directory not on ACFS and not a sub-shell of a process whose working directory is on ACFS) and retry the command.

CLSRSC-00495: failed to get active role for the node *string*

Cause: An error occurred while executing the command 'crsctl get node role status -node *nodename*'.

Action: Examine the accompanying messages, correct the problem and retry.

CLSRSC-00496: failed to get active role for the local node

Cause: An error occurred while executing the command 'crsctl get node role status'.

Action: Examine the accompanying messages, correct the problem and retry.

CLSRSC-00497: failed to retrieve the configured cluster mode

Cause: An error occurred while executing the command 'crsctl get cluster mode config'.

Action: Examine the accompanying messages, correct the problem and retry.

CLSRSC-00498: invalid cluster mode

Cause: An internal error. The cluster mode returned by the command 'crsctl get cluster mode config' was neither 'standard' nor 'flex'.

Action: Contact Oracle Support Services.

CLSRSC-00499: Stopping the Grid Infrastructure Management Repository database failed.

Cause: An error occurred while executing the 'srvctl stop mgmtldb' command.

Action: Examine the accompanying messages, correct the problem and rerun rootupgrade.sh.

CLSRSC-00500: Starting the Grid Infrastructure Management Repository database failed.

Cause: An error occurred while executing the 'srvctl start mgmtldb' command.

Action: Examine the accompanying messages, correct the problem and rerun rootupgrade.sh.

CLSRSC-00501: failed to disable the Grid Infrastructure Management Repository database

Cause: An error occurred while executing the 'srvctl disable mgmtldb' command.

Action: Examine the accompanying messages, correct the problem and rerun rootupgrade.sh.

CLSRSC-00502: failed to enable the Grid Infrastructure Management Repository database

Cause: An error occurred while executing the 'srvctl enable mgmtldb' command.

Action: Examine the accompanying messages, correct the problem and rerun rootupgrade.sh.

CLSRSC-00503: Deleting the Grid Infrastructure Management Repository database failed.

Cause: An attempt to connect to the GI Management Repository database failed or an error occurred while executing the SQL statement 'drop database'.

Action: Examine the accompanying messages, correct the problem and rerun rootupgrade.sh.

CLSRSC-00504: The root script cannot proceed on this node *string* until the current first-node operations have finished on the first node *string*.

Cause: An attempt to run the root script on this node failed because the root script was still running on the first node and had not yet completed.

Action: Allow the root script to complete execution on the first node and then restart the root script on this node.

CLSRSC-00505: The root script cannot proceed on this node *string* because the root script encountered errors during execution on the first node *string*.

Cause: An attempt to run the root script on this node failed because the root script encountered errors during execution on the first node.

Action: Correct the problems indicated by the root script on the first node and rerun the script on that node. Following successful completion on the first node, restart the root script on this node.

CLSRSC-00506: The root script cannot proceed on this node *string* because the first-node operations have not completed and the first node *string* has crashed or gone offline.

Cause: An attempt to run the root script on this node failed because the root script did not completed successfully on the first node, and the first node has crashed or gone offline.

Action: Rerun the root script on any of the remaining nodes supplying the `-force` option to cause it to act as the first node.

CLSRSC-00507: The root script cannot proceed on this node *string* because either the first-node operations have not completed on node *string* or there was an error in obtaining the status of the first-node operations.

Cause: An attempt to run the root script on this node was rejected because the root script had not completed (and may not have been started) on the first node or there was an error in obtaining the status of the first node.

Action: Ensure that the root script has successfully completed execution on the first node and then restart the root script on this node. The first node is the node where the installer runs.

CLSRSC-00508: The root script cannot be started with the `-first -force` option on this node *string*, while the original first node *string* is still online.

Cause: An attempt to run the root script supplying the `-first -force` option on this node failed because the first node was still online.

Action: Run the root script on the first node. Following successful completion on the first node, restart the root script on this node.

CLSRSC-00509: invalid ASM mode

Cause: This is an internal error. The ASM mode was an undefined value at this point.

Action: Contact Oracle Support Services.

CLSRSC-00510: failed to delete the voting file on diskgroup '*string*' during deconfiguration

Cause: The attempt to remove a voting file failed because an error occurred while executing the command `'crsctl delete css votedisk +diskgroup'`.

Action: Retry the above command manually. If the problem persists, contact Oracle Support Services.

CLSRSC-00511: failed to set Oracle Clusterware and ASM to rolling migration mode

Cause: An error occurred while executing the command `'crsctl start rollingupgrade'`.

Action: Correct the problem indicated in the accompanying messages and rerun `rootupgrade.sh`.

CLSRSC-00512: failed to force node *string* as the first node because it is not a hub node

Cause: An attempt to run the root script supplying the -force option on this node has failed because it is not a hub node.

Action: Run the root script with the -force option on a hub node.

CLSRSC-00514: failed to reset cardinality of Flex ASM to original value

Cause: An error occurred while attempting to reset Flex ASM cardinality, either in retrieving the previously stored value using 'crsctl status resource' or in restoring the previous value using 'srvctl modify asm'.

Action: Examine the accompanying messages, correct the problem and rerun rootupgrade.sh.

CLSRSC-00515: Starting OCR manual backup.

Cause: An attempt has been made to generate OCR manual backup.

Action: None

CLSRSC-00516: OCR manual backup successful.

Cause: OCR manual backup completed normally.

Action: None

CLSRSC-00518: cannot open directory '*string*'

Cause: An attempt to open the specified directory has failed.

Action: Ensure that the user running root script has read permission on the directory.

CLSRSC-00519: cannot move directory *string* to directory *string*

Cause: An attempt to move the source directory has failed.

Action: Ensure that the user running root script has read permission on the source directory and write permission on destination directory.

CLSRSC-00520: Clusterware version on this node too old to join target cluster

Cause: An attempt to join the current node to an upgraded cluster failed because the join is not supported for nodes with Oracle Clusterware older than version 11.2.0.1.

Action: Delete this node and then add this node back into Clusterware using the 'add node' operation.

CLSRSC-00524: Setting Oracle Clusterware to rolling migration mode

Cause: The command 'crsctl start rollingupgrade *version*' to initiate rolling migration of Oracle Clusterware was issued.

Action: None

CLSRSC-00525: Successfully set Oracle Clusterware to rolling migration mode

Cause: The command 'crsctl start rollingupgrade *version*' to initiate a rolling migration of Oracle Clusterware completed successfully.

Action: None

CLSRSC-00526: The root script cannot run with the '-first -force' options to force current node *string* as the first node.

Cause: An attempt to run the root script with options '-first -force' on this node failed because first-node operations had already been done.

Action: Run the root script on this node without the options '-first -force'.

CLSRSC-00527: The root script cannot run with the '-force' option to force current node *string* as the last node during fresh install (case: first-node operations complete).

Cause: An attempt to run the root script with option '-force' on this node failed because there are no last node operations for a fresh install, and the first-node operations had been done.

Action: Run the root script on this node without the option '-force'.

CLSRSC-00528: The root script cannot run with the '-force' options to force current node *string* which is the installer node as the last node during upgrade before first-node operations have been done.

Cause: An attempt to run the root script with option '-force' on installer node failed because the first-node operations had not been done.

Action: Run the root script on this node without the option '-force'.

CLSRSC-00529: The root script cannot run with the '-force' option to force current node *string* as the last node during fresh install (case: first-node operations not complete).

Cause: An attempt to run the root script with option '-force' on this node failed because there are no last node operations for a fresh install, and the first-node operations had not been done.

Action: Run the root script on this node with the options '-first -force'.

CLSRSC-00530: The root script cannot run with the '-force' option to force current node *string* which is a non-installer node as the last node during upgrade before first-node operations have been done.

Cause: An attempt to run the root script with option '-force' on a non- installer node failed because the first-node operations had not been done.

Action: Run the root script on this node with the options '-first -force'.

CLSRSC-00531: The root script does not need the '-first -force' options to force current node *string* as the first node.

Cause: An attempt to run the root script with options '-first -force' on this node failed because the '-first -force' options were not needed on installer node.

Action: Run the root script on this node without the options '-first -force'.

CLSRSC-00537: The root script failed to copy the OCR backup file from node *string* to shared storage.

Cause: An error occurred while copying the OCR backup file to shared storage.

Action: Examine the accompanying messages, correct the problem indicated and rerun rootupgrade.sh.

CLSRSC-00538: The root script failed to get the name of the OCR backup file on the ASM diskgroup.

Cause: An error occurred while getting the OMF name of the OCR backup file using the 'asmcmd find' command.

Action: Examine the accompanying messages from the 'asmcmd find' command, and correct the problem indicated.

CLSRSC-00539: There is at least one expired OCR backup on the ASM diskgroup, and the root script failed to remove it from the ASM diskgroup.

Cause: An error occurred while removing the expired OCR backup file using the 'asmcmd rm' command.

Action: Examine the accompanying messages from the 'asmcmd rm' command, and correct the problem indicated.

CLSRSC-00540: The root script failed to get a unique name of the OCR backup file on the ASM diskgroup using *string*.

Cause: There are more than one OMF names corresponding to the given OCR backup file name.

Action: Remove the expired OCR backup file from the ASM diskgroup using 'asmcmd rm' command.

CLSRSC-00545: Voting files are not found.

Cause: The voting files are either removed by an earlier operation or the query for the voting files failed.

Action: Run 'crsctl query css votedisk' to check if the voting files are configured.

CLSRSC-00546: The Grid Infrastructure processes identified by the following PIDs (*string*) are still active.

Cause: There were still some of Grid Infrastructure processes running after shutting down the Grid Infrastructure stack.

Action: Run the 'crsctl stop crs -force' command again, or 'rootcrs.pl -prepatch -cleanpids' to terminate active processes before continuing the patch process.

CLSRSC-00549: The root script cannot downgrade this node *string* with last node operations because the Grid Infrastructure stack is up on at least one other cluster node.

Cause: An attempt to run the root script with last node operations on this node failed because there was at least one other cluster node with its Grid Infrastructure stack up.

Action: Run the root script on this node after the Grid Infrastructure stack is down on all other cluster nodes.

CLSRSC-00550: Local node *string* failed to check the status of the Grid Infrastructure stack of other cluster nodes.

Cause: An attempt to downgrade this node with last node operations failed because the root script failed to check the status of the Grid Infrastructure stack of other cluster nodes by starting CSS in exclusive mode.

Action: Correct the problem indicated in the accompanying messages and then retry downgrade.

CLSRSC-00551: unable to start rolling mode upgrade due to nodes running or to prior non-rolling upgrade

Cause: The cluster was either previously upgraded in non-rolling mode or the Oracle Grid Infrastructure stack has been started on some nodes after the non-rolling upgrade installer interview.

Action: Shutdown the Oracle Grid Infrastructure stack on all other nodes and then rerun rootupgrade.sh.

CLSRSC-00554: unable to perform an online downgrade after the cluster was upgraded completely

Cause: An attempt to downgrade a node failed because the option '-online' was specified in the downgrade command after the cluster had been upgraded completely.

Action: Reissue the downgrade command on this node without '-online' option.

CLSRSC-00556: Oracle Clusterware stack on this node has been successfully downgraded. There were some errors which can be ignored.

Cause: The downgrade was successful, but stopping the Oracle Clusterware afterwards failed.

Action: Retry the stop operation by running 'crsctl stop crs -f' from the higher version home.

CLSRSC-00557: Oracle Clusterware stack on this node has been successfully deconfigured. There were some errors which can be ignored.

Cause: The deconfiguration was successful, but stopping the Oracle Clusterware afterwards failed.

Action: Retry the stop operation by running 'crsctl stop crs -f' from the higher version home.

CLSRSC-00558: failed to deconfigure ASM

Cause: There was an error in deconfiguring ASM.

Action: Examine the accompanying messages and correct the problem.

CLSRSC-00561: The Oracle Grid Infrastructure has already been deconfigured on this node: *string*.

Cause: An attempt to run the deconfiguration script was rejected because it had already been successfully executed on this node.

Action: No further action is required.

CLSRSC-00562: The specified disk group cannot be dropped on this cluster because services '*string*' of this cluster are still in use by other clusters: '*string*'.

Cause: An attempt to remove disk groups during server deconfiguration found a disk group that was still in use by one or more clusters that are using the ASM storage, GIMR and/or RHP services of this cluster.

Action: Deconfigure or deinstall the client clusters first, then deconfigure with '-force' option or deinstall this server cluster.

CLSRSC-00563: Failed to remove the CVU resource and type during upgrade.

Cause: An error occurred when removing the CVU resource and type during upgrade.

Action: Examine the accompanying messages and correct the problem indicated and retry.

CLSRSC-00564: Failed to disable the CVU resource during upgrade.

Cause: An error occurred when disabling the CVU resource during upgrade.

Action: Examine the accompanying messages and correct the problem indicated and retry.

CLSRSC-00565: Failed to create and start the CVU resource during upgrade.

Cause: An error occurred when creating and starting the CVU resource during upgrade.

Action: Examine the accompanying messages and correct the problem indicated and retry.

CLSRSC-00566: Failed to enable and start the CVU resource during upgrade.

Cause: An error occurred when enabling and starting the CVU resource during upgrade.

Action: Examine the accompanying messages and correct the problem indicated and retry.

CLSRSC-00567: Beginning Oracle Grid Infrastructure configuration.

Cause: Oracle Grid Infrastructure configuration processing was started on this node.

Action: None

CLSRSC-00568: invalid public network information retrieved

Cause: This is an internal error. The public network information retrieved was invalid at this point.

Action: Contact Oracle Support Services.

CLSRSC-00569: failed to configure the public network in an application cluster

Cause: An attempt to configure the public network in an application cluster failed because an error occurred during execution of the 'srvctl add network' command. The accompanying error messages provide detailed failure information.

Action: Correct the problem indicated in the accompanying messages and retry root.sh.

CLSRSC-00570: failed to configure an application VIP for an application cluster

Cause: An attempt to configure an application VIP for an application cluster failed because an error occurred during execution of the 'appvipcfg create' command. The accompanying error messages provide detailed failure information.

Action: Correct the problem indicated in the accompanying messages and retry root.sh.

CLSRSC-00571: failed to copy file '*string*' from node '*string*' to file '*string*' on local node

Cause: An attempt to copy a configuration file from a remote node failed because the target node was unreachable or user equivalence did not work.

Action: Ensure that the remote node can be reached and user equivalence is properly configured across the cluster nodes, and then rerun the root script. Contact Oracle Support Services if the problem persists.

CLSRSC-00583: Invalid option

Cause: An invalid command option was supplied.

Action: Reissue the command with valid options.

CLSRSC-00584: The resource '*string*' is unexpectedly not online after starting the Grid Infrastructure stack.

Cause: There was an error in starting the indicated resource.

Action: Start the resource manually using `svrctl` and if the problem persists, contact Oracle Support Services.

CLSRSC-00585: failed to set the cluster type to '*string*'

Cause: An attempt to set the cluster to the indicated type failed because an error occurred during execution of the command '`crsctl set cluster type`'. The accompanying error messages provide detailed failure information.

Action: Correct the problem indicated in the accompanying messages and retry `root.sh`.

CLSRSC-00586: failed to remove the application VIP '*string*' in an application cluster

Cause: An attempt to remove the indicated application VIP in an application cluster failed because an error occurred during execution of the command '`appvipcfg delete`'. The accompanying error messages provide detailed failure information.

Action: Correct the problem indicated in the accompanying messages and retry deconfiguration.

CLSRSC-00587: failed to remove the public network in an application cluster

Cause: An attempt to remove the public network in an application cluster failed because an error occurred during execution of the command '`svrctl remove network`'. The accompanying error messages provide detailed failure information.

Action: Correct the problem indicated in the accompanying messages and retry deconfiguration.

CLSRSC-00588: failed to deconfigure Oracle Clusterware stack on this node

Cause: This is a status message.

Action: None

CLSRSC-00589: failed to deconfigure Oracle Restart on this node

Cause: This is a status message.

Action: None

CLSRSC-00591: successfully downgraded Oracle Clusterware stack on this node

Cause: This is a status message.

Action: None

CLSRSC-00592: Run '`crsctl start crs`' from home *string* on each node to complete downgrade.

Cause: This is a status message.

Action: None

CLSRSC-00593: failed to downgrade Oracle Clusterware stack on this node

Cause: This is a status message.

Action: None

CLSRSC-00596: failed to configure Oracle Restart for a standalone server

Cause: An error occurred during the configuration of Oracle Restart for a standalone server. Specific details were included in the accompanying messages.

Action: Correct the problem indicated in the accompanying messages and then rerun the root script. Contact Oracle Support Services if the problem persists.

CLSRSC-00599: failed to start the Rapid Home Provisioning server

Cause: An error occurred when starting Rapid Home Provisioning server.

Action: Check the accompanying error messages.

CLSRSC-00600: failed to stop the Rapid Home Provisioning server

Cause: An error occurred when stopping Rapid Home Provisioning server.

Action: Check the accompanying error messages.

CLSRSC-00601: failed to upgrade the Rapid Home Provisioning repository

Cause: An error occurred when upgrading the Rapid Home Provisioning repository.

Action: Check the accompanying error messages.

CLSRSC-00602: failed to disable resource *string* on node *string*

Cause: The execution of the script rootupgrade.sh did not complete because an error occurred while executing the command 'crsctl modify resource'.

Action: Examine the accompanying messages, correct reported problems and retry rootupgrade.sh.

CLSRSC-00603: failed to retrieve ACFS resources that are enabled and online

Cause: An attempt to retrieve qualified ACFS resources failed because an error occurred during execution of the command 'crsctl stat res'. The accompanying error messages provide detailed failure information.

Action: Correct the problems indicated in the accompanying messages and retry rootupgrade.sh.

CLSRSC-00604: The value of attribute VOLUME_DEVICE for the ACFS resource *string* is empty.

Cause: This is an internal error. The value of attribute VOLUME_DEVICE for the specified ACFS resource should already have been set.

Action: Contact Oracle Support Services.

CLSRSC-00606: failed to configure disk group '*string*' as the Oracle Cluster Registry (OCR) backup

Cause: An error occurred when configuring the Oracle Cluster Registry (OCR) backup disk group.

Action: Correct the problem indicated in the accompanying messages and then rerun the root script. Contact Oracle Support Services if the problem persists.

CLSRSC-00607: The prerequisite checks related to component *string* failed during the patching.

Cause: An error was raised in one of the checks done for the patching. This message is accompanied by others providing details of the error.

Action: Correct the problem indicated in the accompanying messages and then rerun the root script. Contact Oracle Support Services if the problem persists.

CLSRSC-00608: failed to write key '*string*' to the Oracle Cluster Registry (OCR)

Cause: An error occurred when writing the given key to the Oracle Cluster Registry (OCR).

Action: Correct the problem indicated in the accompanying messages and then rerun the root script. Contact Oracle Support Services if the problem persists.

CLSRSC-00609: Check for ACFS driver support failed.

Cause: An error occurred while checking whether ACFS drivers are supported, using the command 'acfsdriverstate supported'.

Action: Examine the accompanying messages, correct the problem, and retry.

CLSRSC-00611: failed to set the value of the parameter '*string*' for Cluster Synchronization Service

Cause: An error occurred when setting the value of the given parameter.

Action: Correct the problem indicated in the accompanying messages and then rerun the root script. If the problem persists contact Oracle Support Services.

CLSRSC-00612: failed to create backup disk group '*string*'

Cause: An error occurred while creating the backup disk group via 'asmca'.

Action: Correct the problem indicated in the accompanying messages and then rerun the root script. Contact Oracle Support Services if the problem persists.

CLSRSC-00613: failed to downgrade the local node because the first node has not been successfully upgraded

Cause: An attempt to downgrade the local node failed because the first node had not been successfully upgraded.

Action: Start the older version GI stack if the older version stack has been shut down during upgrade. If the problem persists contact Oracle Support Services.

CLSRSC-00614: failed to get the list of configured diskgroups

Cause: An error occurred while getting the list of diskgroups using the 'asmcmd lsdg' command.

Action: Examine the accompanying messages from the 'asmcmd lsdg' command, and correct the problem indicated.

CLSRSC-00616: failed to downgrade the last Hub node because there are still active Leaf nodes: *string*

Cause: An attempt to downgrade the last Hub node in the cluster found one or more Leaf nodes still active.

Action: Downgrade all other nodes before downgrading the last Hub node.

CLSRSC-00617: Check for active Leaf nodes not yet downgraded failed on node *string*.

Cause: During the downgrade of current node, an attempt to check whether there were any active Leaf nodes not yet downgraded failed because the GI stack was down on the current node.

Action: Start the GI stack and retry the downgrade on the indicated node, which will abort and require intervention if active Leaf nodes in need of downgrading are discovered. Alternatively, to bypass the automated check and finish the downgrade, make sure any active Leaf nodes have been downgraded and retry the downgrade on the indicated node with the '-force' option.

CLSRSC-00618: failed to deconfigure the current node *string* because there may be active Leaf nodes and the '-force' option was not supplied

Cause: An attempt to check whether there were any active Leaf nodes not yet deconfigured failed.

Action: Rerun deconfiguration with '-force' option after making sure all active Leaf nodes have been successfully deconfigured.

CLSRSC-00619: failed to store the result after checking if the directory '*string*' is shared among nodes

Cause: The root script failed to store the information after checking if the given directory is shared among nodes.

Action: Correct the problem indicated in the accompanying messages and then rerun the root script. Contact Oracle Support Services if the problem persists.

CLSRSC-00620: The configuration parameter OPC_NAT_ADDRESS does not include data for node '*string*'.

Cause: The root script could not configure the OPC_NAT_ADDRESS for the given node because the node was not present in the configuration parameter OPC_NAT_ADDRESS.

Action: Verify the value of the OPC_NAT_ADDRESS parameter, add the missing information, and rerun the root script.

CLSRSC-00621: could not retrieve the node number for node '*string*'

Cause: During the post configuration operations, an attempt to retrieve the node number for the indicated node failed.

Action: Correct the problem indicated in the accompanying messages and then rerun the root script. Contact Oracle Support Services if the problem persists.

CLSRSC-00622: failed to add ASM proxy configuration

Cause: An error occurred while executing the 'srvctl add asm -proxy' command.

Action: Correct the problem indicated in the accompanying messages, then rerun the root script.

CLSRSC-00623: failed to disable ASM proxy configuration

Cause: An error occurred while executing the 'srvctl disable asm -proxy' command.

Action: Correct the problem indicated in the accompanying messages, then rerun the root script.

CLSRSC-00624: The value of attribute ENABLED for the HAIP resource is invalid.

Cause: This is an internal error.

Action: Contact Oracle Support Services.

CLSRSC-00629: Failed to downgrade local node *string* because the OCR backup file is not on NAS shared storage. OCR backup file '*string*' must be copied to path '*string*' before rerunning downgrade on local node.

Cause: An attempt to downgrade the local node was rejected because the OCR backup file was not on NAS shared storage.

Action: Copy the OCR backup file to the indicated NAS shared storage location, then rerun the downgrade.

CLSRSC-00630: Failed to downgrade local node *string* because the OCR backup file is not on ASM shared storage. Issue the command '*string*' on the OCR master node *string* to copy the backup to ASM shared storage, then retry the downgrade with the '-force' option.

Cause: An attempt to downgrade the local node was rejected because the OCR backup file was not on ASM shared storage.

Action: Issue the indicated command on the OCR master node to copy the backup file to ASM shared storage, then retry the downgrade with the '-force' option.

CLSRSC-00631: failed to generate GUID (Globally Unique Identifier) for site '*string*'

Cause: An error occurred while generating GUID for the indicated site.

Action: Correct the problem indicated in the accompanying messages and then rerun the root script. Contact Oracle Support Services if the problem persists.

CLSRSC-00632: failed to retrieve the status of the management database

Cause: An error occurred while retrieving the status of the management database.

Action: Correct the problem indicated in the accompanying messages and then rerun the root script. Contact Oracle Support Services if the problem persists.

CLSRSC-00634: cannot get the site information for node *string*

Cause: This is an internal error.

Action: Contact Oracle Support Services.

CLSRSC-00635: Failed to get EXTENDED_CLUSTER_SITE_GUIDS from parameter file *string*. Manually copy the parameter file from an existing cluster node that has been configured.

Cause: An error occurred while reading the EXTENDED_CLUSTER_SITE_GUIDS from the parameter file because the parameter file was corrupt.

Action: Copy the parameter file from an existing cluster node that has been configured and rerun the root script.

CLSRSC-00636: The site name *string* for node *string* is invalid.

Cause: This is an internal error.

Action: Contact Oracle Support Services.

CLSRSC-00637: failed to update the GPnP profile '*string*' with sequence number *string*

Cause: An error occurred when updating the indicated GPnP profile using the 'gpnptool edit' command.

Action: Examine the accompanying messages, correct the problems indicated if possible and retry. Otherwise Contact Oracle Support Services.

CLSRSC-00638: failed to start the Oracle Grid Infrastructure stack during downgrade

Cause: An error occurred while starting the Oracle Grid Infrastructure stack during downgrade on the local node.

Action: Ensure that all active Leaf nodes have been downgraded and retry the downgrade specifying the '-force' option.

CLSRSC-00639: failed to copy GPnP setup from existing nodes

Cause: During the configuration of the local node, an attempt to copy configuration files from an existing node failed because no node was reachable or user equivalence did not work.

Action: Ensure that at least one node can be reached and user equivalence is properly configured between the local node and existing nodes, and then rerun the 'root.sh' command. Contact Oracle Support Services if the problem persists.

CLSRSC-00640: To complete the downgrade operation, ensure that the node inventory on all nodes points to the configured Grid Infrastructure home '*string*'.
Cause: A downgrade operation prompted the user to ensure that the node inventory on all nodes points to the indicated Grid Infrastructure home. This step is required to complete the downgrade operations.

Action: On each node, update the node inventory to point to the indicated Grid Infrastructure home. Refer to the product documentation to update the node inventory.

CLSRSC-00641: failed to remove the file *string* from nodes *string*

Cause: An error occurred while executing the 'cluutil' command to remove the indicated file from the indicated cluster nodes.

Action: Manually remove the indicated file on the indicated nodes.

CLSRSC-00642: mismatch between nodes to add and sites

Cause: Root script failed because OUI input was not properly validated prior to install. This is an internal error.

Action: Contact Oracle Support Services.

CLSRSC-00643: The site name *string* for added node *string* is invalid.

Cause: Root script failed because the site name from OUI input was not properly validated prior to install. This is an internal error.

Action: Contact Oracle Support Services.

CLSRSC-00644: failed to retrieve the cluster class

Cause: An error occurred while executing the command 'crsctl get cluster class'.

Action: Examine the accompanying messages, correct the problem and retry.

CLSRSC-00645: Rapid Home Provisioning repository upgrade failed.

Cause: An internal error occurred when upgrading the Rapid Home Provisioning repository.

Action: Check accompanying messages and contact Oracle Support Services.

CLSRSC-00646: failed to install cvuqdisk RPM

Cause: While installing Grid Infrastructure, an attempt to install the cvuqdisk RPM failed. This is an internal error. ASM disk validation cannot be performed without this RPM, but installation will continue.

Action: Install the required version of the cvuqdisk RPM using the fix up action or manual steps as listed in the documentation.

CLSRSC-00647: failed to remove file *string*\n*string*

Cause: An attempt to remove the indicated file failed with the error shown.

Action: Correct the problem indicated in the appended error and remove the indicated file manually.

CLSRSC-00648: No CELL configured with the site name '*string*'.

Cause: While configuring the Grid Infrastructure on Oracle Exadata, an attempt to retrieve the site and site GUID for the indicated site failed because none of the CELLS were associated with the indicated site.

Action: Run the command 'cellcli -e alter cell siteName=<site_name>' with the indicated site to associate the CELL with the site, and then rerun the root script. Contact Oracle Support Services if the problem persists.

CLSRSC-00649: failed to disable the file system resource *string*

Cause: An error occurred while executing the command 'srvctl disable filesystem'. The accompanying error messages provide detailed failure information.

Action: Correct the problems indicated in the accompanying messages and retry the command.

CLSRSC-00650: failed to enable the file system resource *string*

Cause: An error occurred while executing the command 'srvctl enable filesystem'. The accompanying error messages provide detailed failure information.

Action: Correct the problems indicated in the accompanying messages and retry the command.

CLSRSC-00651: One or more deconfiguration steps failed, but the deconfiguration process continued because the -force option was specified.

Cause: An attempt to deconfigure Oracle Clusterware encountered one or more failures. The deconfiguration process continued after each failure because the -force option was specified. The preceding error messages provide detailed failure information.

Action: Examine the preceding error messages and address the issues described.

CLSRSC-00652: The member cluster GUID '*string*' in the ASM section is different from the member cluster GUID '*string*' in the GIMR section of the Cluster Manifest File '*string*'.

Cause: While configuring the Member Cluster, an attempt to retrieve the Cluster Globally Unique Identifier (GUID) from the Cluster Manifest File found different GUIDs in the Automatic Storage Management (ASM) and Grid Infrastructure Management Repository (GIMR) sections of the Cluster Manifest File. This is an internal error.

Action: Recreate the Cluster Manifest File in the Domain Services Cluster specifying all the required domain services. Rerun the installer and provide the new Cluster Manifest File during the interview.

CLSRSC-00653: Failed to retrieve GUIDs from both the ASM section and the GIMR section of the Cluster Manifest File '*string*'.

Cause: While configuring the Member Cluster, an attempt was made to retrieve the Cluster Globally Unique Identifier (GUID) from the Cluster Manifest File, but neither the Automatic Storage Management (ASM) section nor the Grid Infrastructure Management Repository (GIMR) sections of the file contained a GUID. This is an internal error.

Action: Recreate the Cluster Manifest File in the Domain Services Cluster specifying all the required domain services. Rerun the installer and provide the new Cluster Manifest File during the interview.

CLSRSC-00654: failed to set the network interface classification

Cause: An error occurred while executing the 'oifcfg' command to set the network interface classification. The accompanying error messages provide detailed failure information.

Action: Correct the problems indicated in the accompanying messages and retry the root script.

CLSRSC-00655: failed to delete the Clusterware configuration from the disk groups

Cause: An error occurred while deleting the Clusterware configuration from the disk groups because execution of the command 'kfod op=groups' failed to list the disk groups used by Clusterware.

Action: Correct the problems indicated in the accompanying messages and retry the root script. If the problem persists, retry the root script with -force option.

CLSRSC-00656: The disk group '*string*' containing the Oracle ASM password file '*string*' is not mounted.

Cause: An attempt to run the root script failed because the disk group where the Oracle ASM password file was stored was not mounted.

Action: Issue the command 'asmcmd mount *diskgroup*' to mount the indicated disk group and retry the root script.

CLSRSC-00657: The disk group '*string*' containing the Oracle ASM SPFILE '*string*' is not mounted.

Cause: An attempt to run the root script failed because the disk group where the Oracle ASM SPFILE was stored was not mounted.

Action: Issue the command 'asmcmd mount *diskgroup*' to mount the indicated disk group and retry the root script.

CLSRSC-00658: Inconsistencies detected in the Oracle ASM disk group '*string*' metadata.

Cause: An attempt to run the root script failed because an inconsistency was detected in the metadata for the indicated disk group. The accompanying messages provide detailed failure information.

Action: Issue the command 'asmcmd chkdg --repair' to fix the inconsistency and retry the root script.

CLSRSC-00659: failed to retrieve the Oracle ASM SPFILE location

Cause: An attempt to run the root script failed because the Oracle ASM SPFILE location could not be retrieved. The accompanying messages provide detailed failure information.

Action: Correct the problems indicated in the accompanying messages and retry the root script.

CLSRSC-00660: failed to retrieve the Oracle ASM password file location

Cause: An attempt to run the root script failed because the location of the Oracle ASM password file could not be retrieved. The accompanying messages provide detailed failure information.

Action: Correct the problems indicated in the accompanying messages and retry the root script.

CLSRSC-00661: The Oracle ASM password file does not exist at location *string*.

Cause: An attempt to run the root script failed because the Oracle ASM password file did not exist at the indicated location.

Action: Ensure that the Oracle ASM password file exists at the indicated location. Refer to the product documentation to modify the location of the ASM password file. Retry the root script.

CLSRSC-00662: failed to read key '*string*' from the Oracle Cluster Registry (OCR)

Cause: An attempt to execute the root script failed because an error occurred when reading the indicated key from the Oracle Cluster Registry (OCR). The accompanying messages provide detailed failure information.

Action: Correct the problem indicated in the accompanying messages and then rerun the root script. If the problem persists, contact Oracle Support Services.

CLSRSC-00663: failed to delete key '*string*' from the Oracle Cluster Registry (OCR)

Cause: An attempt to execute the root script failed because an error occurred when deleting the indicated key from the Oracle Cluster Registry (OCR). The accompanying messages provide detailed failure information.

Action: Correct the problem indicated in the accompanying messages and then rerun the root script. If the problem persists, contact Oracle Support Services.

CLSRSC-00667: found multiple ASM password files under '*string*'

Cause: An attempt to execute the root script failed because multiple ASM password files were found in the indicated directory.

Action: Refer to the product documentation for information about password file names and locations. Ensure that there is only one ASM password file in the indicated directory, then rerun the root script.

CLSRSC-00668: Failed to get the configured node role for the node *string*

Cause: An error occurred while retrieving the node role for local node. The accompanying messages provide detailed failure information.

Action: Correct the problems indicated in the accompanying messages, then retry the operation.

CLSRSC-00669: Local node '*string*' failed to rejoin the upgraded cluster, missing '-join' option to rootupgrade.sh.

Cause: An attempt to upgrade the indicated node did not complete successfully because the script rootupgrade.sh was executed without the '-join' option, which prevented the node from rejoining the upgraded cluster.

Action: Rerun the rootupgrade.sh script with '-join' option.

CLSRSC-00670: failed to configure the node due to unexpected parameter settings

Cause: An attempt to configure the node was rejected because unexpected configuration parameters were found in the parameter settings. This can occur if the node was deconfigured but not deleted or by running root.sh on an upgraded node.

Action: 1. To configure a node that has been deconfigured but not deleted, it must first be deleted completely. Delete and then re-add the node before configuring. 2. If the problem was that root.sh was run during an upgrade, run rootupgrade.sh to do the upgrade.

CLSRSC-00671: Pre-patch steps for patching GI home successfully completed.

Cause: This is a status message.

Action: None

CLSRSC-00672: Post-patch steps for patching GI home successfully completed.

Cause: This is a status message.

Action: None

CLSRSC-00673: Multiple sites '*string*' are associated with the site GUID '*string*'.

Cause: An attempt to check the site and site GUID information failed because multiple sites were associated with the indicated site GUID.

Action: If this problem occurred on an Oracle Exadata Database Machine (Exadata), issue the command 'cellcli alter cell siteID= *site GUID*', and then rerun the root script. If this problem did not occur on an Exadata machine, contact Oracle Support Services.

CLSRSC-00674: Multiple site GUIDs '*string*' are associated with the site name '*string*'.

Cause: An attempt to check the site and site GUID information failed because multiple site GUIDs were associated with the indicated site name.

Action: If this problem occurred on an Oracle Exadata Database Machine (Exadata), issue the command 'cellcli alter cell siteName= *site name*', and then rerun the root script. If this problem did not occur on an Exadata machine, contact Oracle Support Services.

CLSRSC-00900: Failed to change the modification time on file '*string*'. Error '*string*'.

Cause: An attempt to change the modification time on the indicated file failed.

Action: If the problem persists, contact Oracle Support Services.

CLSRSC-00901: The destination GI home specified for out-of-place patching is the same as the configured GI home.

Cause: Either the destination GI home supplied in the command line for out-of-place patching was the same as the active GI home where the GI stack was running, or the current GI home was already switched to the destination GI home as part of out-of-place patching.

Action: None

CLSRSC-01001: Failed to add resource OC4J

Cause: An error occurred while executing the 'srvctl add oc4j' command.

Action: Correct the problem indicated in the accompanying messages.

CLSRSC-01002: Failed to create or update the wallet APPQOSADMIN

Cause: An error occurred while creating the wallet.

Action: Correct the problem indicated in the accompanying messages.

CLSRSC-01003: Failed to start resource OC4J

Cause: An error occurred while executing the 'srvctl start oc4j' command.

Action: Correct the problem indicated in the accompanying messages.

CLSRSC-01004: Failed to enable resource OC4J

Cause: An error occurred while executing the 'srvctl enable oc4j' command.

Action: Correct the problem indicated in the accompanying messages.

CLSRSC-01005: Failed to disable resource OC4J

Cause: An error occurred while executing the 'srvctl disable oc4j' command.

Action: Correct the problem indicated in the accompanying messages.

CLSRSC-01006: Failed to create the wallet APPQOSADMIN or associated users during upgrade.

Cause: An error occurred while creating the wallet APPQOSADMIN or the users oc4jadmin and qosadmin during the upgrade.

Action: Respond as follows: 1 - Correct the problem indicated in the accompanying messages. 2 - Rerun rootupgrade.sh.

CLSRSC-01007: Failed to start OC4J resource

Cause: An error occurred while executing the 'srvctl start oc4j' command.

Action: Respond as follows: 1 - Correct the problem indicated in the accompanying messages. 2 - Rerun rootupgrade.sh.

CLSRSC-01008: The script *string* either does not exist or is not executable.

Cause: The specified script did not exist or was not executable.

Action: Make sure the script exists and it has execute access.

CLSRSC-01009: failed to stop resource OC4J

Cause: An error occurred while executing the 'srvctl stop oc4j' command.

Action: Correct the problems indicated in the accompanying messages and rerun rootupgrade.sh

CLSRSC-01100: failed to add resource 'qosmserver'

Cause: An error occurred while executing the 'srvctl add qosmserver' command.

Action: Correct the problem indicated in the accompanying messages and retry.

CLSRSC-01101: failed to enable resource 'qosmserver'

Cause: An error occurred while executing the 'srvctl enable qosmserver' command.

Action: Correct the problem indicated in the accompanying messages and retry.

CLSRSC-01102: failed to start resource 'qosmserver'

Cause: An error occurred while executing the 'srvctl start qosmserver' command.

Action: Correct the problem indicated in the accompanying messages and retry.

CLSRSC-01103: failed to disable resource 'qosmserver'

Cause: An error occurred while executing the 'srvctl disable qosmserver' command.

Action: Correct the problem indicated in the accompanying messages and retry.

CLSRSC-01104: failed to stop resource 'qosmserver'

Cause: An error occurred while executing the 'srvctl stop qosmserver' command.

Action: Correct the problem indicated in the accompanying messages and retry.

CLSRSC-01105: failed to create the credential store for resource 'qosmserver'

Cause: An error occurred while executing the 'qosctl -install' command.

Action: Correct the problem indicated in the accompanying messages and retry.

CLSRSC-01106: failed to upgrade the credential store for resource 'qosmserver'

Cause: An error occurred while executing the 'qosctl -upgrade' command.

Action: Correct the problem indicated in the accompanying messages and retry.

CLSRSC-02000: Failed to enable CRS after successfully installing the OKA drivers.

Cause: After successfully configuring OKA during an install, upgrade, or patch, the root script failed to enable CRS again, using the command 'crsctl enable crs'.

Action: Correct the errors accompanying the failure of the enable command and rerun the install configuration step.

CLSRSC-02001: Failed to disable CRS in preparation for a node reboot.

Cause: After failure to install OKA drivers, an attempt to disable CRS in preparation for a node reboot was unsuccessful.

Action: Correct the errors accompanying the failure of the disable command, run 'crsctl disable crs', reboot, and resume the install configuration step.

CLSRSC-02002: Failed to enable CRS after successfully uninstalling the OKA drivers.

Cause: After successfully deconfiguring OKA during a downgrade, the root script failed to re-enable CRS using the command 'crsctl enable crs'.

Action: Correct the errors accompanying the failure of the enable command and rerun the deconfiguration step.

CLSRSC-02003: An operating system reboot is required to continue the deconfiguration.

Cause: The uninstall of the OKA drivers failed. An operating system reboot is required to continue the deconfiguration.

Action: Reboot the node and restart the deconfiguration step.

CLSRSC-02004: Failed to disable CRS in preparation for a node reboot.

Cause: An attempt to disable CRS in preparation for a system reboot failed. The reboot is associated with a failed removal of OKA drivers.

Action: Correct the errors accompanying the failure of the disable command, run 'crsctl disable crs', reboot, and continue the deconfiguration step.

CLSRSC-02006: Failed to create the OKA drivers resource but continuing with the installation

Cause: An error occurred while creating the OKA drivers resource.

Action: Contact Oracle Support Services.

CLSRSC-02007: OKA driver install actions failed

Cause: An error occurred while installing OKA drivers using the 'okaroot install' command.

Action: Examine the accompanying messages from the 'okaroot install' command, correct the problem and retry.

CLSRSC-02008: A system reboot is required to continue installing.

Cause: The installation of new OKA drivers requires a node reboot to continue the install.

Action: Reboot the node and rerun the install configuration step.

CLSRSC-02009: Failed to create and start the OKA drivers resource but continuing with patching

Cause: An error occurred while creating and starting the OKA drivers resource.

Action: Check if your OS kernel is supported and run 'okaroot enable' to create and start the OKA drivers resource.

CLSRSC-02501: The AFD driver install actions failed.

Cause: An error occurred while installing the AFD driver using the 'afdroot install' command.

Action: Examine the accompanying messages from the 'afdroot install' command, correct the problem and retry.

CLSRSC-02502: A system reboot is required to continue installing.

Cause: Installation of the new AFD driver requires a reboot to continue.

Action: Reboot the node and rerun the install configuration step.

CLSRSC-02503: Failed to add resource '*string*'

Cause: An error occurred while attempting to add AFD resource.

Action: Correct the problem indicated in the accompanying messages and retry the command.

CLSRSC-02504: Failed to rescan devices with 'afdttool -rescan'

Cause: An error occurred while executing the 'afdttool -rescan' command.

Action: Correct the problem indicated in the accompanying messages and retry the command.

CLSRSC-02505: An operating system reboot is required to continue the operation.

Cause: The uninstall of the AFD driver failed. An operating system reboot is required to continue the upgrade or deconfiguration.

Action: Reboot the node and restart the operation.

CLSRSC-02506: An operating system reboot is required at the end of the deinstall.

Cause: The uninstall of the AFD driver failed. An operating system reboot is required to complete the deinstall.

Action: Reboot the node after deinstall.

CLSRSC-02601: Failed to add Oracle Cluster Health Analysis resource

Cause: An error occurred while executing the 'srvctl add cha' command.

Action: Correct the problem indicated in the accompanying messages and retry the command.

CLSRSC-02602: Failed to forcibly add Oracle Cluster Health Analysis resource

Cause: An error occurred while executing the 'srvctl add cha -force' command.

Action: Correct the problem indicated in the accompanying messages and retry the command.

CLSRSC-02603: Failed to start Oracle Cluster Health Analysis resource

Cause: An error occurred while executing the 'srvctl start cha' command.

Action: Correct the problem indicated in the accompanying messages and retry the command.

CLSRSC-02604: Failed to set the TARGET to ONLINE for Oracle Cluster Health Analysis resource

Cause: An error occurred while executing the 'srvctl start cha' command.

Action: Correct the problem indicated in the accompanying messages and retry the command.

CLSRSC-03000: Invalid object 'string' specified on command line.

Cause: The object specified on the command line was not recognized.

Action: Use appcluster.pl with the --help option to display valid options. Ensure that a valid option is specified.

CLSRSC-03002: Oracle Clusterware has already been configured for non-database applications.

Cause: A request to configure Oracle Clusterware for non-database applications was rejected because Clusterware is already configured for non-database applications.

Action: If this is the expected state then this is not an error. If it is not then Oracle Clusterware can be de-configured and configured.

CLSRSC-03003: Cannot configure Oracle Restart for non-database applications (Clusterware is only for clusters).

Cause: A request configure Oracle Clusterware for non-database applications was rejected because Oracle Grid Infrastructure for a stand-alone server (Oracle Restart) was configured.

Action: De-configure Oracle Restart and configure Oracle Clusterware.

CLSRSC-03004: Failed to gather the configuration information for the node applications.

Cause: An error occurred while gathering the configuration information for the node applications.

Action: Correct the problem indicated in the accompanying messages, and then retry.

CLSRSC-04000: Oracle Trace File Analyzer (TFA) Collector is not supported on this platform.

Cause: Informational message.

Action: None

CLSRSC-04001: Installing Oracle Trace File Analyzer (TFA) Collector.

Cause: Informational message.

Action: None

CLSRSC-04002: Successfully installed Oracle Trace File Analyzer (TFA) Collector.

Cause: This is a status message.

Action: None

CLSRSC-04003: Successfully patched Oracle Trace File Analyzer (TFA) Collector.

Cause: This is a status message.

Action: None

CLSRSC-04004: Failed to install Oracle Trace File Analyzer (TFA) Collector. Grid Infrastructure operations will continue.

Cause: The Installation of Oracle Trace File Analyzer (TFA) Collector failed with the accompanying errors.

Action: The Oracle Trace File Analyzer (TFA) Collector will not be available, but Grid Infrastructure operation is unaffected. Address the issues reported by accompanying messages and retry using the command '<GI_Home>/crs/install/tfa_setup -crshome <GI_Home>'. If the problem persists, contact Oracle Support Services for further action.

CLSRSC-04005: Failed to patch Oracle Trace File Analyzer (TFA) Collector. Grid Infrastructure operations will continue.

Cause: An attempt to patch Oracle Trace File Analyzer (TFA) Collector failed with the accompanying errors.

Action: The Oracle Trace File Analyzer (TFA) Collector may not be available, but Grid Infrastructure operation is unaffected. Address the issues reported by accompanying messages and retry using the command '<GI_Home>/crs/install/tfa_setup -crshome <GI_Home>'. If the problem persists, contact Oracle Support Services for further action.

CLSRSC-04006: Removing Oracle Trace File Analyzer (TFA) Collector.

Cause: Informational message.

Action: None

CLSRSC-04007: Successfully removed Oracle Trace File Analyzer (TFA) Collector.

Cause: This is a status message.

Action: None

CLSRSC-04008: Failed to remove Oracle Trace File Analyzer (TFA) Collector from home location '*string*'. Grid Infrastructure operations will continue.

Cause: The accompanying errors occurred while running the Oracle Trace File Analyzer (TFA) Collector uninstall script.

Action: The Oracle Trace File Analyzer (TFA) Collector may not be available, but Grid Infrastructure operation is unaffected. Address the issues reported by accompanying messages and retry using the command '<GI_Home>/tfa/bin/tfactl uninstall'. If the problem persists, contact Oracle Support Services for further action.

CLSRSC-04009: Starting Oracle Trace File Analyzer (TFA) Collector.

Cause: Informational message.

Action: None

CLSRSC-04010: Successfully started Oracle Trace File Analyzer (TFA) Collector.

Cause: This is a status message.

Action: None

CLSRSC-04011: Failed to start Oracle Trace File Analyzer (TFA) Collector. Grid Infrastructure operations will continue.

Cause: The Oracle Trace File Analyzer (TFA) Collector failed to start with the accompanying errors.

Action: The Oracle Trace File Analyzer (TFA) Collector failing to start, but Grid Infrastructure operation is unaffected. Address the issues reported by accompanying messages and retry using the command '<GI_Home>/tfa/bin/tfactl start'. If the problem persists, contact Oracle Support Services for further action.

CLSRSC-04012: Shutting down Oracle Trace File Analyzer (TFA) Collector.

Cause: Informational message.

Action: None

CLSRSC-04013: Successfully shut down Oracle Trace File Analyzer (TFA) Collector.

Cause: This is a status message.

Action: None

CLSRSC-04014: Failed to shut down Oracle Trace File Analyzer (TFA) Collector. Grid Infrastructure operations will continue.

Cause: The Oracle Trace File Analyzer (TFA) Collector did not shut down for patching with the accompanying errors.

Action: A forcible stop will be issued so that patching can proceed, so no action is required.

CLSRSC-04015: Performing install or upgrade action for Oracle Trace File Analyzer (TFA) Collector.

Cause: Informational message.

Action: None

CLSRSC-05000: -ip option used when network is DHCP.

Cause: An attempt was made to use the -ip option when the network was using the Dynamic Host Configuration Protocol (DHCP).

Action: When DHCP is used, the IP address is specified by DHCP. Do not specify the -ip option when the network is DHCP.

CLSRSC-05001: GNS is not enabled.

Cause: An attempt to create an application VIP using appvipcfg was rejected because the Grid Naming Service (GNS) had not been enabled when the Dynamic Host Configuration Protocol (DHCP) was in use. GNS is required when the network is configured to use DHCP.

Action: Ensure that GNS is configured before attempting to create a VIP using appvipcfg when DHCP is in use.

CLSRSC-05101: conversion to extended cluster failed

Cause: An attempt to convert the cluster to an extended cluster encountered an error. The accompanying messages provide detailed failure information.

Action: Examine the accompanying messages, resolve the problems identified, and retry the operation.

CLSRSC-05102: Oracle Clusterware services are not running on node '*string*'

Cause: An attempt to convert the cluster to an extended cluster failed because the node did not have all Oracle Clusterware services running.

Action: Start Oracle Clusterware services on the node using the command 'crsctl start crs' and retry the operation.

CLSRSC-05103: unable to add site '*string*' to configuration

Cause: An attempt to convert the cluster to an extended cluster failed because there was an error while adding a site to the configuration. The accompanying messages provide detailed failure information.

Action: Examine the accompanying messages, resolve the problems identified, and retry the operation.

CLSRSC-05104: unable to associate node '*string*' to site '*string*'

Cause: An attempt to convert the cluster to an extended cluster failed because an error was encountered while associating a node to one of the sites configured. The accompanying messages provide detailed failure information.

Action: Examine the accompanying messages, resolve the problems identified, and retry the operation.

CLSRSC-05105: invalid or missing argument '*string*'

Cause: An attempt to convert the cluster to an extended cluster failed because the indicated arguments were invalid or missing.

Action: Retry the operation passing valid arguments. The command 'rootcrs.sbs -help' displays the available options and arguments.

CLSRSC-05106: Invalid number of sites '*string*'. The number of sites cannot exceed '*string*'.

Cause: An attempt to convert the cluster to an extended cluster was rejected because the number of sites specified was greater than the maximum allowed.

Action: Retry the operation specifying a number of sites which is less than or equal to the maximum allowed.

CLSRSC-05107: invalid site name '*string*' specified

Cause: An attempt to convert the cluster to an extended cluster was rejected because an invalid site name was specified.

Action: Retry the operation and specify a site name which is at least one character but no more than 15 characters in length. A site name consists of alphanumeric characters plus the hyphen (-) character (a..z,A..Z,0..9,-). It cannot begin with a numeric character. It cannot begin or end with the hyphen (-) character.

CLSRSC-05108: 'rootcrs.pl -converttoextended -first' has not been issued

Cause: An attempt to convert the cluster to an extended cluster failed because the '-first' option was not specified.

Action: Retry the operation specifying the '-first' option on this node or retry the operation after the command 'rootcrs.pl -converttoextended -first' has completed successfully on another node.

CLSRSC-05109: site '*string*' does not exist in the cluster configuration

Cause: An attempt to convert the cluster to an extended cluster failed because the option '-first' was not passed and the site name passed was not configured in the cluster.

Action: Retry the operation, either providing a site name that exists in the configuration or specifying the '-first' option.

CLSRSC-05110: unable to update ASM cardinality to '*string*'


Cause: An attempt to convert a cluster to an extended cluster failed because an error was encountered while updating the ASM cardinality. The accompanying messages provide detailed failure information.

Action: Examine the accompanying messages, resolve the problems identified, and retry the operation.

CLSRSC-05111: Node '*string*' is a Leaf node.

Cause: An attempt to convert a cluster to an extended cluster failed because the indicated node was a Leaf node. An extended cluster cannot have Leaf nodes.

Action: Update the node role from Leaf to Hub using the command 'crsctl set node role', and retry the operation.



CLSS-00001 to CLSS-03202

CLSS-00001: skgxn not active

Cause: The skgxn service is required, but is not active

Action: Verify that the clusterware skgxn is active and restart it if necessary

CLSS-00002: unable to determine local node number. type *string*

Cause: Either the skgxn service is unavailable, or the OCR configuration is incomplete/inaccurate.

Action: Verify that the clusterware skgxn is active and restart it if necessary. Additionally validate that the clusterware installation was successful, and that the local node was entered in the node listings.

CLSS-00003: unable to determine cluster name. type *string*

Cause: Name of the cluster cannot be determined from configuration.

Action: Verify that the clusterware installation was successful and that the OCR registry is available.

CLSS-00004: unable to allocate memory resources

Cause: Memory allocation routines failed.

Action: Validate that the system has sufficient memory resources to use the product.

CLSS-00099: logfile open failed for *string*, err *string*

Cause: The log file could not be opened, with error type err

Action: Verify that the log directory specified during installation exists and that the ocssd executable has permission to create a file in that directory

CLSS-00100: configuration data access failed for key *string*

Cause: Access of the configuration data indicated by key failed with error code error

Action: Verify that the clusterware installation was successful and that the OCR registry is accessible

CLSS-00101: Oracle Cluster Repository mismatch with node *string*. (*string* != *string*)

Cause: A remote node is accessing a different set of configuration. This situation can be caused by attempting to reinstall while there are active cluster nodes.

Action: Verify that the local and remote nodes are accessing the same Oracle Cluster Repository.

CLSS-00102: initialization failure: [*string*] [*string*] [*string*] [*string*] [*string*] [*string*]

Cause: A general initialization failure occurred.

Action: Contact Oracle Customer Service for more information.

CLSS-00103: unable to read configuration information for node *string*

Cause: Incomplete configuration information for the specified node was found.

Action: Validate the integrity of the Oracle Cluster Repository, restoring it from backup if necessary.

CLSS-00200: local node *string* not listed in configuration

Cause: The OCR configuration information does not list this node as a member of the cluster

Action: Verify that the clusterware installation was successful and that the node has not been added since installation

CLSS-01200: skgxn error: category *string*, operation *string*, loc *string*

Cause: The skgxn service encountered an error, the information in the error message is vendor supplied diagnostic information

Action: Report this error to the vendor who supplied the skgxn

CLSS-02000: reconfiguration successful, incarnation *string* with *string* nodes

Cause: A rconfiguration has completed successfully

Action: None

CLSS-02001: local node number *string*, master node number *string*

Cause: Informational message regarding this incarnation

Action: None

CLSS-02200: Received node deletion request for active node *string*.

Cause: User attempted to delete a node from the configuration before shutting it down.

Action: Shut down the specified node and retry the node deletion.

CLSS-02201: endpoint already in use: *string*

Cause: The specified endpoint is already in use. Another process is using the endpoint.

Action: Shut down the other process, and retry the startup attempt.

CLSS-02202: voting device access took an excessive amount of time. (*string* sec)

Cause: A read or write to the voting device took an unacceptable amount of time.

Action: Contact the disk hardware vendor for information on improving the availability of the disk.

CLSS-02203: unable to access voting device: *string*

Cause: The CSS daemon received a failure using the voting device.

Action: Examine the permissions on the voting device. If this failure occurred later than boot time, then access to the voting device was lost.

CLSS-02204: voting device not configured. [*string*] [*string*]

Cause: A voting device was not supplied during configuration.

Action: The voting device assists in ensuring data integrity and is required by the CSS daemon. Configure a voting device and restart the cluster.

CLSS-02205: remote node *string* signaled our eviction via voting device: cause *string*

Cause: A remote node of the cluster evicted the local node due to network failure or due to software failure in the local CSS daemon.

Action: Verify the stability of the private network between the local node and the specified remote node.

CLSS-02206: local node evicted by vendor node monitor

Cause: The Operating System vendor's node monitor evicted the local node.

Action: Examine the vendor node monitor's logs for relevant information.

CLSS-02207: error *string* getting status from vendor node monitor

Cause: The CSS daemon received a failure interacting with the vendor node monitor. The local node may have been evicted or the vendor node monitor may have been shut down.

Action: Examine the vendor node monitor's logs for relevant information.

CLSS-03000: reconfiguration successful, incarnation *string* with *string* nodes

Cause: A reconfiguration has completed successfully

Action: None

CLSS-03001: local node number *string*, master node number *string*

Cause: Informational message regarding this incarnation

Action: None

CLSS-03200: timed out waiting on nested reconfiguration

Cause: The current reconfiguration hung. A network failure may have occurred.

Action: The local node will terminate itself to cause remote nodes to enter a nested reconfiguration. This may allow the cluster to continue operation.

CLSS-03201: An attempt to begin a nested reconfiguration failed.


Cause: unable to cancel previous reconfiguration to begin a new one

Action: None

CLSS-03202: out of sync with master: [*string*] [*string*] [*string*] [*string*]

Cause: Consistency checks between the local node and the master failed.

Action: The local daemon will terminate itself to ensure that the surviving cluster is all properly coordinated.



CLST-01101 to CLST-03203

CLST-01101: assigning default private interconnect name *string* for node *string*

Cause: A private interconnect name was not specified. The node name was used as a default instead.

Action: Verify that the node name refers to IP addresses on the private interconnect. Using a non-private network can cause performance and stability issues.

CLST-01102: assigning default host name *string* for node *string*

Cause: A host name for the node was not specified. The node name was used as a default instead.

Action: If the node name is not equal to the host name, the host name must be supplied to `clscfg`. Failure to do so will cause the Cluster Ready Services daemons not to function.

CLST-01103: existing configuration version (*string*) detected

Cause: An existing configuration was detected.

Action: Informational message only. No action is required. `clscfg` will not modify the existing configuration unless explicitly requested with the `-force` flag.

CLST-01104: successfully determined required configuration for all components

Cause: `clscfg` was able to determine the proper configuration requirements.

Action: Informational message only. No action is required. `clscfg` will attempt to write the configuration next.

CLST-01105: An existing configuration was detected. It was not overwritten.

Cause: An existing configuration was detected, and `clscfg` chose not to overwrite it.

Action: This message may be ignored if it is seen as part of starting any node other than the first one. The `-force` option can be used to override this decision, but if it is used when there are active cluster members, failure CLSS-0101 and data integrity issues are likely.

CLST-01301: successfully deleted *string* of *string* configuration values

Cause: `clscfg` completed a portion of the delete operation.

Action: Informational message only. No action is required. If some of the values were not deleted, another error message should be visible with more information.

CLST-01302: successfully deleted *string* of *string* configuration keys

Cause: `clscfg` completed a portion of the delete operation.

Action: Informational message only. No action is required. If some of the keys were not deleted, another error message should be visible with more information.

CLST-01303: successfully rolled back delete operation

Cause: The delete node operation failed, but the configuration was properly restored to its original state.

Action: Informational message only. No action is required.

CLST-01304: node deletion successful

Cause: The delete node operation succeeded.

Action: Informational message only. No action is required.

CLST-01401: formatting voting device: *string*

Cause: clscfg started formatting the voting device.

Action: Informational message only. No action is required.

CLST-01501: tried to delete key *string* but it was not there

Cause: clscfg attempted to delete a key as part of a delete operation, but it had already been deleted.

Action: Informational message only. No action is required. This might be an indication of corrupted configuration, or a previous delete operation that did not complete.

CLST-01901: configuring TCP ports *string, string, string, and string*

Cause: The specified ports were configured for use with the Cluster Ready Services Daemons.

Action: Informational message only. No action is required. To change the ports used, specify 4 alternate ports with "-t". Example: -t 1001,1002,1003,1004

CLST-01902: configuring node: node number *string*, node name *string*

Cause: This node configuration was requested.

Action: Informational message only. No action is required. To alter the list of nodes re-run the install and specify a different set of nodes, or make use of the add and delete node install options after the current install is complete.

CLST-01903: configuring node: host name *string*, private interconnect name *string*

Cause: This node configuration was requested.

Action: Informational message only. No action is required. To alter the list of nodes re-run the install and specify a different set of nodes, or make use of the add and delete node install options after the current install is complete.

CLST-01904: creating configuration with user (*string*) and group (*string*)

Cause: The configuration was set up with the specified user and group.

Action: Informational message only. No action is required. Some configuration information will only be accessible to members of the specified group. Note: On Windows platforms the group may be blank.

CLST-01999: Warning: -force specified. Overwriting existing configuration.

Cause: The -force parameter was supplied.

Action: The -force parameter will cause clscfg to overwrite the existing configuration. If used while a Cluster Ready Services cluster is actively running, this can cause instability and data integrity exposures.

CLST-02101: Too many nodes were specified. limit is *string*

Cause: Too many nodes were specified on command line.

Action: Retry the operation with a smaller number of simultaneous changes.

CLST-02102: Node *string* specified is out of range. Maximum node number is *string*.

Cause: A node was specified with node number out of range.

Action: Retry the operation with a smaller node number.

CLST-02103: Unable to parse TCP port options specified.

Cause: Arguments to the -t flag were not valid port numbers, or some number other than 4 ports were supplied.

Action: Correct the arguments to the -t flag and rerun the operation.

CLST-02104: TCP port *string* is out of bounds.

Cause: The TCP port specified was not a valid port number.

Action: Specify an another port. Usually TCP ports need to be between 1001 and 65,535.

CLST-02105: missing required parameter -l with language ID information

Cause: The -l parameter was required for the requested operation.

Action: Supply the -l parameter with the proper language ID.

CLST-02106: missing required parameter -o with path to ORA_CRS_HOME

Cause: The -o parameter was required for the requested operation.

Action: Supply the -o parameter with the proper path.

CLST-02107: failure configuring component *string*

Cause: The Oracle Cluster Repository configuration for the specified component was unsuccessful.

Action: Look for other error information and contact Oracle support.

CLST-02108: missing required parameter -q with path to the voting device

Cause: The -q parameter was required for the requested operation.

Action: Supply the -q parameter with a valid path for the voting device.

CLST-02109: missing required parameter -c with a cluster name

Cause: The -c parameter was required for the requested operation.

Action: Supply the -c parameter with a name for the cluster.

CLST-02110: missing required parameter -nn with the list of nodenames

Cause: The -nn parameter was required for the requested operation.

Action: Supply a list of node names with the format:
nodenameA,nodenumA,nodenameB,nodenumB,...

CLST-02201: node *string* already exists in the configuration with node number *string*

Cause: A node name specified for the add node operation conflicted with the existing configuration.

Action: Choose an alternate node to add to the cluster, or give the new node a unique name, or delete the previous node, then retry.

CLST-02202: private interconnect name *string* is already assigned to node number *string*

Cause: The private interconnect name specified for the add node operation conflicted with the existing configuration.

Action: Choose an alternate node to add to the cluster, or give the new node a unique name, or delete the previous node, then retry.

CLST-02203: Host name *string* is already assigned to node number *string*.

Cause: The host name specified for the add node operation conflicted with the existing configuration.

Action: Choose an alternate node to add to the cluster, or give the new node a unique name, or delete the previous node, then retry.

CLST-02204: Node number *string* is already assigned to node *string*.

Cause: The node number specified for the add node operation conflicted with the existing configuration.

Action: Chose an alternate node to add to the cluster, or give the new node a unique node number, or delete the previous node, then retry.

CLST-02301: failure *string* validating configuration of node *string*

Cause: clscfg was unable to validate existing configuration of the specified node.

Action: Validate the integrity of the Cluster Ready Services install on the local node, or choose another node to delete.

CLST-02302: failure *string* validating configuration of private interconnect name *string*

Cause: clscfg was unable to validate existing configuration of the specified node.

Action: Validate the integrity of the Cluster Ready Services install on the local node, or choose another node to delete.

CLST-02303: failure *string* validating configuration of node with host name *string*

Cause: clscfg was unable to validate existing configuration of the specified node.

Action: Validate the integrity of the Cluster Ready Services install on the local node, or choose another node to delete.

CLST-02304: node name *string* for node *string* does not match existing node name *string*

Cause: The node name specified in a delete operation did not match the existing configuration.

Action: Specify the correct information describing the node you intend to delete, then retry.

CLST-02305: node number *string* for node *string* does not match existing node number *string*

Cause: The node number specified in a delete operation did not match the existing configuration.

Action: Specify the correct information describing the node you intend to delete, then retry.

CLST-02306: private interconnect name *string* for node *string* does not match *string*

Cause: The private interconnect name specified in a delete operation did not match the existing configuration.

Action: Specify the correct information describing the node you intend to delete, then retry.

CLST-02307: host name *string* for node *string* does not match existing host name *string*

Cause: The host name specified in a delete operation did not match the existing configuration.

Action: Specify the correct information describing the node you intend to delete, then retry.

CLST-02308: concurrent node deletion suspected when deleting key *string*

Cause: A key being deleted by the current operation was deleted by another process during the small amount of time between opening it for deletion and actually deleting it. An attempt to execute multiple separate delete operations may have occurred, and may have corrupted the configuration.

Action: Verify the integrity of the Oracle Cluster Repository, and restore from backup if necessary. If only one clscfg process was active on the cluster this may be ignored.

CLST-02309: failure updating the configuration in node deletion

Cause: clscfg was unable to modify the existing configuration for node deletion. The existing configuration was probably not harmed.

Action: Verify the integrity of the Cluster Ready Services install on the local node, and retry.

CLST-02310: CSS daemon refused node deletion, status *string*. attempting rollback

Cause: Cluster Synchronization Services daemon refused the node deletion.

Action: One or more of the designated nodes may still be active. clscfg will now attempt to roll back the deletion process. The Cluster Ready Services daemons must be shut down on a node before any attempt to remove them from the configuration. More information on why the attempt was refused may be available in the Cluster Synchronization Service logfile.

CLST-02311: failure rolling back node deletion. configuration irrecoverable

Cause: clscfg attempted to roll back the deletion process after a failure and was unable to do so. Configuration was partially deleted and left in an inconsistent state.

Action: Shut down the cluster and restore the Oracle Cluster Repository from backup.

CLST-02312: failed to completely delete node configuration

Cause: The node deletion was mostly successful, and should be functional in this state. Some portions of the configuration were not successfully deleted.

Action: This can be ignored. The safer choice is to restore the Oracle Cluster Repository from backup, and attempt the delete again. Adding any of the deleted nodes back to the configuration in the future may fail if this is ignored.

CLST-02401: failure *string* querying maximum configurable node number

Cause: clscfg was unable to determine the legitimate range of node numbers.

Action: Verify the integrity of the Cluster Ready Services install on the local node.

CLST-02402: failure *string* querying existing configured node list

Cause: clscfg was unable to retrieve the list of currently configured nodes.

Action: Verify the integrity of the Cluster Ready Services install on the local node.

CLST-02403: failure *string* querying the maximum node name size

Cause: clscfg was unable to determine the size of the largest node name.

Action: Verify the integrity of the Cluster Ready Services install on the local node.

CLST-02404: failure *string* querying the cluster name

Cause: clscfg was unable to determine the existing cluster name.

Action: Verify the integrity of the Cluster Ready Services install on the local node.

CLST-02405: failure formatting voting device (*string*) at [*string*] [*string*] [*string*]

Cause: clscfg failed to format the voting device.

Action: Verify the path and permissions set on the voting device.

CLST-02501: failure *string* opening configuration for write operation

Cause: clscfg was attempting to open the current configuration for write access.

Action: Verify the integrity of the Oracle Cluster Repository. Shut down the cluster and restore OCR from backup if necessary.

CLST-02502: failure *string* writing new configuration

Cause: clscfg was attempting to write new configuration data.

Action: Verify the integrity of the Oracle Cluster Repository. Shut down the cluster and restore OCR from backup if necessary.

CLST-02503: failure *string* opening configuration for delete operation

Cause: clscfg received an error while attempting to delete part of the existing configuration.

Action: Verify the integrity of the Oracle Cluster Repository. Shut down the cluster and restore OCR from backup if necessary.

CLST-02504: failure *string* writing configuration to disk

Cause: clscfg received a failure writing information to the Oracle Cluster Repository.

Action: Verify the settings for the Oracle Cluster Repository and retry.

CLST-02901: The number of Oracle Cluster Repository keys exceeds limit of *string*.

Cause: clscfg ran out of internal space for keys during install.

Action: Re-run the install and specify a smaller list of nodes. When that completes, use the add node option to add the remaining nodes.

CLST-02902: The number of Oracle Cluster Repository keys exceeds limit of *string*.

Cause: clscfg ran out of internal space for keys during delete node.

Action: Re-run the delete node operation and delete fewer nodes at once.

CLST-02903: unable to allocate *string* bytes of memory at location: *string*

Cause: clscfg was unable to allocate enough memory to service the request.

Action: Ensure that the specified amount of memory will be available and retry the operation.

CLST-02904: failure *string* in SCLS API at *string*

Cause: clscfg was unable to query for information about the system setup.

Action: Contact Oracle support with the additional information printed just after this message.

CLST-02905: add, install, delete, concepts, and local are mutually exclusive

Cause: clscfg was run with two different mode flags. All mode flags are mutually exclusive.

Action: Correct the command line and try again.

CLST-02906: Clustername should be between 1 and *string* letters.

Cause: cluster name supplied with -c argument was the wrong size.

Action: Supply an alternate cluster name of an appropriate length.

CLST-02907: unknown parameter *string* supplied

Cause: An unknown parameter was passed to clscfg.

Action: Use "clscfg -help" or "clscfg -concepts" for more information.

CLST-02908: unable to determine local hostname

Cause: clscfg was unable to determine the local hostname.

Action: Verify the operating system host name configuration.

CLST-02909: The requested operation requires High Availability privileges.

Cause: The current user did not have High Availability privileges.

Action: Log in as a different user and retry the operation.

CLST-02910: Failure *string* contacting the CRS daemon.

Cause: clscfg was unable to communicate with the CRS daemon.

Action: The requested operation must be performed from an active cluster node. Validate the pre-existing installation on the local machine, or perform the operation from another node.

CLST-02911: failure *string* contacting the CSS daemon

Cause: clscfg was unable to communicate with the CSS daemon.

Action: The requested operation must be performed from an active cluster node. Validate the pre-existing installation on the local machine, or perform the operation from another node.

CLST-02999: Untranslated failure: [*string*] [*string*] [*string*] [*string*] [*string*] [*string*]

Cause: A failure with no translation occurred.

Action: Contact Oracle Customer Support for more information.

CLST-03100: See the documentation for usage information.

Cause: Incorrect or insufficient arguments were passed to crsuser.

Action: Read documentation for instructions on how to use this tool.

CLST-03101: Enter the password for user *string*.

Cause: crsuser requires the password to register the user.

Action: Enter the requested password.

CLST-03102: Operation successful.

Cause: The operation succeeded.

Action: None

CLST-03200: internal error: [string] [string] [string] [string] [string]

Cause: A failure with no translation occurred.

Action: Contact Oracle Customer support for more information.

CLST-03201: unexpected argument: string

Cause: crsuser failed to parse the arguments, or an unknown argument was passed.

Action: Supply the correct arguments and try again.

CLST-03202: Memory allocation failure for string bytes.

Cause: crsuser was unable to allocate memory.

Action: Free up some system memory and try again.

CLST-03203: insufficient privileges for action: string

Cause: The current user did not have sufficient privileges.

Action: Log in as another user and try again.

CLSU-00100 to CLSU-00914

CLSU-00100: operating system function: *string* failed with error data: *string*

Cause: A call to an Operating System dependent service or function returned an error indication. The message includes the name of the function and the returned error data. The latter varies by platform but typically is numeric; on most platforms it is the value of C "errno" after the failing call.

Action: This error normally is accompanied by other (higher-level) messages describing the operation that is affected by the failure. It may also include one or more of messages 101, 103, and 104 providing additional error details. All of the messages should be examined to assess the error, which may have a very ordinary cause and correction, such as an input file failing to open because the supplied name was misspelled.

CLSU-00101: operating system error message: *string*

Cause: This message accompanies message 100 above when the Operating System dependent error data can be converted into a text message. On most Oracle platforms the message is a text representation of the C "errno" value reported in message 100.

Action: See message 100.

CLSU-00102: operating system interface detected an error

Cause: This message is issued instead of messages 100-101 when a "logical" error condition (rather than failure of an Operating System function call) is detected at an Operating System specific interface. The error condition is further described by accompanying message(s), including 103 and 104.

Action: This error normally is accompanied by other (higher-level) messages describing the operation that is affected by the failure. In most cases it will also include messages 103 and 104, providing additional details about the error. All of the messages should be examined to assess the error, which may have a very ordinary cause and correction, such as a missing required environment variable.

CLSU-00103: error location: *string*

Cause: This message accompanies message 100, 102, or 105 and identifies a location in Oracle program code that encountered the error.

Action: See message 100, 102, or 105. This information normally is useful only when reporting the error condition to Oracle as a potential code bug.

CLSU-00104: additional error information: *string*

Cause: This message accompanies message 100, 102, or 105 and supplies additional information related to the error condition. A single error may include multiple lines of additional information.

Action: See message 100, 102, or 105.

CLSU-00105: operating system interface has reported an internal failure

Cause: This message indicates that an Operating System dependent interface within Oracle code has detected internal corruption or some other evidence of internal program failure.

Action: This message may be accompanied by other (higher-level) messages indicating the product operation that was affected by the failure. It may also be accompanied by either or both of messages 103 and 104. All situations reporting this condition should be referred to Oracle Support for resolution.

CLSU-00106: An improper operating system error display was attempted

Cause: During processing of an error condition, an attempt was made to format or display Operating System dependent error data, but the error data structure was found to indicate "no error".

Action: This error should be reported to Oracle Support for resolution.

CLSU-00107: operating system function: *string*; failed with error data: *string*; at location: *string*

Cause: A call to an operating system-dependent service or function returned an error. The message includes the name of the function, the returned error data, and error location. Error data varies by platform but typically is numeric. On most platforms, it is the value of C "errno" after the failing call.

Action: This error is normally accompanied by other (higher-level) messages describing the operation that is affected by the failure. It can also include one or more of messages 101 and 104 providing additional error details. All of the messages should be examined to assess the error, which may have a very ordinary cause and correction, such as an input file failing to open because the supplied name was misspelled.

CLSU-00110: The program failed to allocate *string* bytes of memory at location *string*.

Cause: An attempt to allocate memory failed unexpectedly. Either there was not enough memory or there was no memory available at all.

Action: Contact Oracle Support Services.

CLSU-00111: The program attempted to free a NULL pointer at location *string*.

Cause: The program tried to free a NULL pointer.

Action: Contact Oracle Support Services.

CLSU-00200: ** Error stack contains *number* records, newest first:\n**

Cause: The collection of errors about to be presented contains this many following records.

Action: This and the following data should be reported to Oracle Support for resolution.

CLSU-00201: ** Error stack end ****\n**

Cause: This marks the end of a collection of errors

Action: The preceding data should be reported to Oracle Support for resolution.

CLSU-00220: clsem FATAL exception: *string*

Cause: Something unrecoverable happened in CLSEM.

Action: Report to Oracle Support.

CLSU-00221: ERROR printed by clsecho: *string*

Cause: An error printed by clsecho

Action: Report to Oracle Support.

CLSU-00222: WARNING printed by clsecho: *string*

Cause: A warning

Action: Note the text

CLSU-00223: Info printed by clsecho: *string*

Cause: Information printed by clsecho

Action: Report to Oracle Support.

CLSU-00300: Syntax error: expected token *string* at marker "*string*" in source "*string*"

Cause: The source string had an unexpected value at the marked location.

Action: Provide a string with correct syntax.

CLSU-00301: Syntax error: unexpected token *string* at marker "*string*" in source "*string*"

Cause: The source string had an incorrect value at the marked location.

Action: Provide a string with correct syntax.

CLSU-00302: Syntax error: unterminated quote in source "*string*"

Cause: The source string lacked a closing quote.

Action: Provide a string with correct syntax.

CLSU-00600: Internal Error [*string*] [*string*] [*string*] [*string*] [*string*]

Cause: An unexpected error occurred.

Action: Contact Oracle Support Services.

CLSU-00912: An error was received from an operating system API:*nstring*

Cause: One or more operating system-specific errors were noticed.

Action: Contact Oracle Support Services.

CLSU-00913: The program failed to allocate *string* bytes.

Cause: An attempt to allocate memory failed.

Action: Contact Oracle Support Services.

CLSU-00914: The buffer of length *string* is too short for the operation.

Cause: Either a buffer was too short, or a value was too long for the buffer.

Action: Contact Oracle Support Services.



CLSW-00001 to CLSW-01000

CLSW-00001: Cluster Wallet operation failed

Cause: This is generic internal error for Cluster Wallet.

Action: Contact Oracle Customer Support.

CLSW-00002: Out of heap memory.

Cause: The program ran out of heap memory.

Action: Retry the operation when more memory is available.

CLSW-00003: Error in the cluster registry (OCR) layer. [number] [string]

Cause: An error occurred in the cluster registry layer while performing a cluster wallet operation.

Action: Ensure correct operation of cluster registry by inspecting ocr error (oerr proc *ocrerror*), by using *ocrcheck* and *ocrdump*, and retry the operation.

CLSW-00004: Error in the network security layer. [number] [string]

Cause: An error occurred in the network security layer while performing a cluster wallet operation.

Action: Inspect the network security error (oerr ora *nzerr*), and take corrective action to ensure correct operation.

CLSW-00005: Cannot perform cluster wallet operation because one of the parameters is NULL.

Cause: Program tried a cluster wallet operation using a NULL parameter.

Action: Check the parameters, and retry the operation.

CLSW-00006: Cannot perform cluster wallet operation because the context is invalid.

Cause: The cluster wallet context passed was invalid.

Action: Initialize the cluster wallet and retry the operation.

CLSW-00007: Cannot perform cluster wallet operation because one of the parameters is invalid. [number] [string]

Cause: Program tried a cluster wallet operation using an invalid parameter.

Action: Check the parameters, and retry the operation.

CLSW-00008: The cluster wallet to be created already exists.

Cause: The program tried to create a cluster wallet that already exists.

Action: Retry the operation after unsetting the `CLSW_FLAGS_WALLET_CREATE`

CLSW-00009: The cluster wallet to be operated on does not exist.

Cause: Program tried to access a cluster wallet which does not exist.

Action: Check to see if the cluster wallet exists and try the operation

CLSW-00010: Error in the NLS services.

Cause: An error occurred in the NLS services while performing a cluster wallet operation.

Action: Check to see if the message file exists in \$ORACLE_HOME/has/mesg/clsw*.msb

CLSW-00011: Cannot perform cluster wallet operation because data stored in the registry is invalid.

Cause: The data stored in the registry cannot be converted to a wallet.

Action: Delete the registry key associated with the wallet and recreate the wallet.

CLSW-00012: User is not authorized to perform the cluster wallet operation.

[*number*] [*string*]

Cause: Program tried an operation on a cluster wallet for which it does not have permission.

Action: Check to see if program is run as the correct user.

CLSW-00013: Error in the clusterware operating system (SCLS) services. [*string*]

Cause: An error occurred in the SCLS services while performing a cluster wallet operation.

Action: Check to see if NIS/LDAP on Unix and Active Directory Service on Windows has been correctly configured.

CLSW-00014: Wallet type '*string*' is not supported on this operating system.

Cause: The program tried a cluster wallet operation using a wallet type that is not supported on current operating system.

Action: This is an internal error. Contact oracle support services.

CLSW-00015: Alias '*string*' already exists in wallet type '*string*'.

Cause: A request to add the specified alias to the wallet failed because the alias already existed in the wallet.

Action: Add an alias that does not already exist in the wallet. The password for an alias that already exists can be modified using the command 'crsctl modify wallet'.

CLSW-00016: Alias '*string*' was not found in wallet type '*string*'.

Cause: A request to modify the specified alias in the wallet failed because the alias did not exist in the wallet.

Action: Ensure that the alias exists in the wallet type specified. A new alias can be added to a wallet type using the command 'crsctl add wallet'.

CLSW-00017: User '*string*' is not allowed to create wallet of type '*string*'.


Cause: An attempt to create the wallet of the indicated type was rejected because the wallet should not be created by indicated user.

Action: Run the program as the correct user. Wallets of type 'CVUDB' must be created by the owner of the Oracle database home.

CLSW-01000: Enter Password:

Cause: This is a prompt to user to enter password.

Action: Enter password.



CRJA-00010 to CRJA-00015

CRJA-00010: Resource "{0}" timeout while performing "{1}" action

Cause: The specified resource was timed out while performing specified action. This may not indicate a problem if it occurred while starting or stopping the CRS stack.

Action: Check if the resource is online after a while. Otherwise, contact Oracle Support Services.

CRJA-00015: The cluvfy process is still running. Waiting for clean action on "ora.cvu" resource.

Cause: This is a progress message while stopping the Cluster Verification Utility (CVU) resource. The CVU agent found that the cluvfy process was still running.

Action: None



CRS-00001 to CRS-42008

CRS-00001: Message ID *string-number* not found.

Cause: The message for the given message id is not found in any language.

Action: Make sure the product is setup correctly on the system.

CRS-00002: *string*:Internal list corruption. trace file: "*string*"

Cause: An internal error was detected during trace file flush processing.

Action: Contact Oracle Support Services.

CRS-00003: An error occurred while attempting to open file "*string*". Additional diagnostics: *string*

Cause: An error was encountered while attempting to open the specified file.

Action: Examine the additional diagnostics, if available, and attempt to correct any file system environmental problems if indicated. Otherwise, contact Oracle Support Services.

CRS-00004: logging terminated for the process. log file: "*string*"

Cause: One or more file system errors were encountered which caused logging to be terminated for this process.

Action: Examine preceding Alert log messages for details on the error or errors that occurred. Restart the process to reenable logging.

CRS-00005: file "*string*" deleted after close failure

Cause: This message is informational. An attempt to close the specified file failed. The contents of the file after a close error are undefined. The file has been successfully deleted. Log data are lost.

Action: None

CRS-00006: file rotation processing continues for file: "*string*"

Cause: This message is informational and indicates only that a preceding error was not sufficiently severe to terminate file rotation which might otherwise be the case.

Action: None

CRS-00007: failed to open new log file "*string*"

Cause: The file system encountered an error while attempting to open the specified file during log file rotation. Log data are lost.

Action: Review the preceding Alert log message CRS-0011 and attempt to resolve any file system environmental problems indicated. Otherwise, contact Oracle Support Services.

CRS-00008: opened new file "*string*" after close failure

Cause: This message is informational. Log data are lost.

Action: None

CRS-00009: file "*string*" reopened

Cause: An error was encountered during rotation processing so that file rotation could not proceed. The original file, which had been closed, was successfully reopened.

Action: Review Alert log messages that precede this message that identify the file system error or errors encountered. If the additional diagnostic data in a preceding alert log message indicate a file system environmental problem, attempt to correct it. Otherwise contact Oracle Support Services.

CRS-00011: An error occurred while attempting to close file "*string*" during file rotation. Additional diagnostics: *string*

Cause: An error was encountered when attempting to close the specified file.

Action: Examine the additional diagnostics, if any, and attempt to correct any file system environmental problems if indicated. Otherwise, contact Oracle Support Services.

CRS-00012: An error occurred while attempting to rename file "*string*" to "*string*" during file rotation. Additional diagnostics: *string*

Cause: An error was encountered when attempting to rename the source file to the destination file.

Action: Examine the additional diagnostics, if any, and attempt to correct any file system environmental problems if indicated. Otherwise, contact Oracle Support Services.

CRS-00013: An error occurred while attempting to check for the existence of file "*string*" during file rotation. Additional diagnostics: *string*

Cause: An error was encountered while attempting to determine if the specified file existed.

Action: Examine the additional diagnostics, if any, and attempt to correct any file system environmental problems if indicated. Otherwise, contact Oracle Support Services.

CRS-00014: An error occurred while attempting to delete file "*string*" during file rotation. Additional diagnostics: *string*

Cause: An error was encountered while attempting to delete the specified file.

Action: Examine the additional diagnostics, if any, and attempt to correct any file system environmental problems if indicated. Otherwise, contact Oracle Support Services.

CRS-00015: An error occurred while attempting to flush file "*string*" during file rotation. Additional diagnostics: *string*

Cause: An error was encountered while an attempting to flush the specified file.

Action: Examine the additional diagnostics, if any, and attempt to correct any file system environmental problems if indicated. Otherwise, contact Oracle Support Services.

CRS-00016: An error occurred while attempting to free the file name object for file "*string*" during file rotation. Additional diagnostics: *string*

Cause: An error was encountered while attempting to free the file name object for the specified file.

Action: Examine the additional diagnostics, if any, and attempt to correct any file system environmental problems if indicated. Otherwise, contact Oracle Support Services.

CRS-00017: An error occurred while attempting to create a file name object for file "*string*" during file rotation. Additional diagnostics: *string*

Cause: An error was encountered while attempting to create a file name object for the specified file.

Action: Examine the additional diagnostics, if any, and attempt to correct any file system environmental problems if indicated. Otherwise, contact Oracle Support Services.

CRS-00018: An error occurred while attempting to reopen file "*string*" during file rotation. Additional diagnostics: *string*

Cause: An error was encountered while attempting to reopen the specified file.

Action: Examine the additional diagnostics, if any, and attempt to correct any file system environmental problems if indicated. Otherwise, contact Oracle Support Services.

CRS-00019: Log file rotation terminated. log file: "*string*"

Cause: One or more file system errors were encountered which caused log file rotation to be terminated for the process. Although log file rotation has been terminated, logging continues.

Action: Review Alert log messages that precede this alert log message that identify the file system error or errors encountered. If the additional diagnostic data in a preceding alert log message indicate a file system environmental problem, attempt to correct it. Otherwise contact Oracle Support Services. To reenale file rotation the process must be restarted.

CRS-00020: An error occurred while attempting to create a file name object for file "*string*" during file open processing. Additional diagnostics: *string*

Cause: An error was encountered while attempting to create a file name object for the specified file.

Action: Examine the additional diagnostics, if any, and attempt to correct any file system environmental problems if indicated. Otherwise, contact Oracle Support Services.

CRS-00021: An error occurred while attempting to check for the existence of file "*string*" during file open processing. Additional diagnostics: *string*

Cause: An error was encountered while attempting to determine if the specified file existed.

Action: Examine the additional diagnostics, if any, and attempt to correct any file system environmental problems if indicated. Otherwise, contact Oracle Support Services.

CRS-00022: An error occurred while attempting to change access permissions and privileges for file "*string*" during file open processing. Additional diagnostics: *string*

Cause: An error was encountered while attempting to change access permissions and privileges for the specified file.

Action: Examine the additional diagnostics, if any, and attempt to correct any file system environmental problems if indicated. Otherwise, contact Oracle Support Services.

CRS-00023: An error occurred while attempting to create default permissions for file "*string*" during file open processing. Additional diagnostics: *string*

Cause: An error was encountered while attempting to create default file permissions for the specified file.

Action: Examine the additional diagnostics, if any, and attempt to correct any file system environmental problems if indicated. Otherwise, contact Oracle Support Services.

CRS-00024: An error occurred while attempting to create a file name object for file "*string*" during file open processing. Additional diagnostics: *string*

Cause: An error was encountered while attempting to create a file name object for the specified file.

Action: Examine the additional diagnostics, if any, and attempt to correct any file system environmental problems if indicated. Otherwise, contact Oracle Support Services.

CRS-00025: An error occurred while attempting to create a file object for file "*string*" during file open processing. Additional diagnostics: *string*

Cause: An error was encountered while attempting to create a file object for the specified file.

Action: Examine the additional diagnostics, if any, and attempt to correct any file system environmental problems if indicated. Otherwise, contact Oracle Support Services.

CRS-00026: failed to create one or more file name objects to rename "*string*" to "*string*" during file rotation processing

Cause: An error was encountered while attempting to create one of more file name objects for the specified files.

Action: Contact Oracle Support Services.

CRS-00027: An error occurred while attempting to determine the size of file "*string*" during file open processing. Additional diagnostics: *string*

Cause: An error was encountered while attempting to determine the size of the specified file.

Action: Examine the additional diagnostics, if any, and attempt to correct any file system environmental problems if indicated. Otherwise, contact Oracle Support Services.

CRS-00028: An error occurred while attempting to write the banner for file "*string*". Additional diagnostics: *string*

Cause: An error was encountered while attempting to write the banner record to the specified file.

Action: Examine the additional diagnostics, if any, and attempt to correct any file system environmental problems if indicated. Otherwise, contact Oracle Support Services.

CRS-00029: An error occurred while attempting to flush file "*string*" after the banner record was written. Additional diagnostics: *string*

Cause: An error was encountered while attempting to flush the specified file after writing the banner record.

Action: Examine the additional diagnostics, if any, and attempt to correct any file system environmental problems if indicated. Otherwise, contact Oracle Support Services.

CRS-00030: An invalid file type was encountered while attempting to perform file synchronization. Additional diagnostics: *string* ftype: *number*

Cause: An invalid file type specification was encountered by file synchronization services.

Action: Contact Oracle Support Services.

CRS-00031: An error occurred while attempting to flush file "*string*" during file synchronization processing. Additional diagnostics: *string*

Cause: An error was encountered while attempting to flush the specified file during file synchronization processing.

Action: Examine the additional diagnostics, if any, and attempt to correct any file system environmental problems if indicated. Otherwise, contact Oracle Support Services.

CRS-00032: An error occurred while attempting to create a file object for file "*string*" during generate-file-name processing. Additional diagnostics: *string*

Cause: An error was encountered while attempting to create a file object for the specified file.

Action: Examine the additional diagnostics, if any, and attempt to correct any file system environmental problems if indicated. Otherwise, contact Oracle Support Services.

CRS-00033: An error occurred while attempting to create a file object for file "*string*" during generate-file-name processing. Additional diagnostics: *string*

Cause: An error was encountered while attempting to create a file object for the specified file.

Action: Examine the additional diagnostics, if any, and attempt to correct any file system environmental problems if indicated. Otherwise, contact Oracle Support Services.

CRS-00034: An error occurred while attempting to open file "*string*" during generate-file-name processing. Additional diagnostics: *string*

Cause: An error was encountered while attempting to open the specified file.

Action: Examine the additional diagnostics, if any, and attempt to correct any file system environmental problems if indicated. Otherwise, contact Oracle Support Services.

CRS-00035: An invalid pointer to an internal control structure was encountered while attempting to open a log file. Additional diagnostics: *string*

Cause: An invalid pointer was encountered when attempting to open a file. Logging is disabled for the process.

Action: Contact Oracle Support Services.

CRS-00036: An error occurred while attempting to open file "*string*". Additional diagnostics: Path: *string*. Filename: *string*. rc: *number*

Cause: An error was encountered while attempting to open the specified file.

Action: Review the preceding alert log messages and attempt to resolve any file system environmental problems indicated. Otherwise, contact Oracle Support Services.

CRS-00037: An error occurred while attempting to write to file "*string*". Additional diagnostics: *string*

Cause: An error was encountered while attempting to write to the specified file. Logging is disabled for the process.

Action: Review preceding Alert log messages and attempt to resolve any file system environmental problems indicated. Otherwise, contact Oracle Support Services

CRS-00038: An invalid pointer to an internal control structure was encountered while attempting to open a trace file. Additional diagnostics: *string*

Cause: An invalid pointer was encountered when attempting to open a trace file. Tracing is disabled for the process.

Action: Contact Oracle Support Services.

CRS-00039: An error occurred while attempting to open trace file "*string*". Additional diagnostics: Path: *string*. Filename: *string*. rc: *number*

Cause: An error was encountered while attempting to open the specified file. Tracing was disabled for the process.

Action: Review the preceding alert log messages and attempt to resolve any file system environmental problems indicated. Otherwise, contact Oracle Support Services.

CRS-00040: Trace logging terminated for the process. trace file: "*string*"

Cause: One or more file system errors were encountered which caused tracing to be terminated for this process.

Action: Examine preceding Alert log messages for details on the error or errors that occurred. Restart the process to reenale logging.

CRS-00041: Trace file rotation terminated for the process. Trace file: "*string*"

Cause: One or more file system errors were encountered which caused trace file rotation to be terminated for the process. Although trace file rotation has been terminated, tracing continues.

Action: Review Alert log messages that precede this alert log message that identify the file system error or errors encountered. If the additional diagnostic data in a preceding alert log message indicate a file system environmental problem, attempt to correct it. Otherwise contact Oracle Support Services. To reenale trace file rotation the process must be restarted.

CRS-00184: Cannot communicate with the CRS daemon.

Cause: The CRS daemon on the local node is either not running or there was an internal communication error with the CRS daemon.

Action: Check if the CRS daemon process is running on the local node.

CRS-00210: Could not find resource '*string*'.

Cause: An attempt was made to operate on a resource that is not registered.

Action: Ensure that the resource name is specified correctly using the command 'crsctl status resource'.

CRS-00211: Resource '*string*' has already been registered.

Cause: An attempt was made to register a resource that is already registered.

Action: Ensure that the resource name is specified correctly and retry the command.

CRS-00213: Could not register resource '*string*'.

Cause: There was an internal error while registering the resource.

Action: Check the CRS daemon log file.

CRS-00214: Could not unregister resource '*string*'.

Cause: There was an internal error while unregistering the resource.

Action: Check the CRS daemon log file.

CRS-00215: Could not start resource '*string*'.

Cause: There was an internal error while starting the resource.

Action: Check the CRS daemon log file.

CRS-00216: Could not stop resource '*string*'.

Cause: There was an internal error while stopping the resource.

Action: Check the CRS daemon log file.

CRS-00217: Could not relocate resource '*string*'.

Cause: There was an internal error while relocating the resource.

Action: Check the CRS daemon log file.

CRS-00218: Could not restart the resource '*string*' on the original node.

Cause: There was an internal error while restarting the resource.

Action: Check the CRS daemon log file.

CRS-00219: Could not update resource '*string*'.

Cause: There was an internal error while updating the resource.

Action: Check the CRS daemon log file.

CRS-00220: Resource '*string*' has invalid resource profile.

Cause: Invalid attributes in the resource profile.

Action: Run the command 'crsctl status type' to identify the invalid attributes. Modify these attributes using the command 'crsctl modify type'.

CRS-00221: Resource '*string*'s action script cannot be found.

Cause: The action script has been deleted from the file system.

Action: Run 'crsctl status resource -p' to determine the action script location, and check for its existence.

CRS-00223: Resource '*string*' has placement error.

Cause: Based on the placement policy for the resource, there was no available host to which the resource could failover or start.

Action: Check the target host for the resource and restart the resource using the 'crsctl start resource' command.

CRS-00230: Member '*string*' is not in the cluster.

Cause: The hostname was not found in the cluster.

Action: Check the hostnames in the cluster.

CRS-00232: Cluster member is down. Cannot perform operation.

Cause: The node on which CRS is attempting to start the resource is down.

Action: Start the node and retry the operation.

CRS-00233: Resource or relatives are currently involved with another operation.\n

Cause: Another CRS daemon was operating on the same resource.

Action: Wait for a minute and try the command or operation again.

CRS-00253: CRS configuration error, the CRS default directory is not set in Oracle Cluster Registry.

Cause: The Oracle Cluster Registry key which contains the user default CRS key is not initialised.

Action: Check the CRS configuration. If necessary reinstall CRS.

CRS-00254: authorization failure

Cause: The user permissions were insufficient to operate on the resource.

Action: Check the permissions associated with the resource using 'crsctl getperm resource' and set the appropriate user permissions using 'crsctl setperm resource'.

CRS-00255: CRSD is not running in privileged mode. Insufficient permissions to run this command.

Cause: The CRS daemon was not running as the privileged user.

Action: Check if the CRS daemon is running as root (UNIX) or Administrator (Windows).

CRS-00256: Username conflicts with the owner of the resource.

Cause: An attempt was made to give separate user level permissions for the owner of the resource.

Action: Check the owner of the resource and the user being given permissions.

CRS-00257: Groupname conflicts with the primary group of the resource.

Cause: An attempt was made to give separate group level permissions for the primary group of the resource.

Action: Check the primary group of the resource and the group being given permissions.

CRS-00258: Invalid ACL string format.

Cause: An invalid permission string (ACL) was supplied.

Action: Check the syntax of the permission string (ACL).

CRS-00259: Owner of the resource does not belong to the group.

Cause: The owner of the resource does not belong to the expected group.

Action: If this resource is owned by the root user, check if the root user belongs to the dba group.

CRS-00271: CRSD shutdown is already in progress.\n

Cause: crsctl stop command is issued before waiting for a prior stop command to finish.

Action: Wait for the currently running shutdown command to complete before issuing subsequent command.

CRS-00272: This command remains for backward compatibility only

Cause: A deprecated command was issued.

Action: For all new use cases, use the replacement.

CRS-00273: This command is deprecated and has been replaced by '*string*'

Cause: A deprecated command was issued.

Action: For all new use cases, use the replacement.

CRS-00274: This command is deprecated and its functionality incorporated into '*string*'

Cause: A deprecated command was issued.

Action: For all new use cases, use the replacement.

CRS-00275: This command is not supported in Oracle Restart environment.

Cause: One of the "crs_" commands was issued in an Oracle Restart environment.

Action: Use the corresponding crsctl command.

CRS-00325: Unable to process the command; CRS upgrade is in progress.

Cause: A command that cannot be executed when CRS upgrade is in progress was issued.

Action: Retry the command after the CRS upgrade is complete.

CRS-00402: Could not make safe directory('*string*')

Cause: Unable to create safe directory.

Action: Check if you have proper permissions and sufficient space on the disk to create the directory.

CRS-00403: Could not change working directory to safe directory('*string*')

Cause: Unable to change directory to safe directory.

Action: Check if safe directory exists and if you have proper permissions.

CRS-00406: Could not create lock directory ('*string*')

Cause: Unable to create lock directory.

Action: Check if you have proper permissions and sufficient space on the disk to create the directory.

CRS-00407: Another CRSD may be running, could not obtain lock file '*string*'.

Cause: Unable to obtain lock file as another CRSD may be running.

Action: Stop the existing CRSD before attempting to start CRSD again.

CRS-00413: Could not initialize the Cluster Synchronization Services context

Cause: Unable to communicate with the cluster services.

Action: Verify that the Cluster Synchronization Services Daemon is properly configured and is running.

CRS-00414: Could not establish Event Manager connection

Cause: Unable to communicate with Event Manager daemon.

Action: Run the 'crsctl check evmd' command to determine whether Event Manager daemon is properly configured and is running.

CRS-00451: CRS configuration error, unable to initialize Oracle Cluster Registry.

Cause: The Oracle Cluster Registry that contains information about the CRS configuration is unavailable.

Action: Check the OCR configuration using the ocrcheck utility and resolve any issues it reports. If the problem persists, contact Oracle Support Services.

CRS-00452: CRS configuration error, unable to find CRSD Connection Information in Oracle Cluster Registry.

Cause: The Oracle Cluster Registry key which contains the user default CRSD connection is not initialized.

Action: Check the OCR configuration using the ocrcheck utility and resolve any issues it reports. If the problem persists, contact Oracle Support Services.

CRS-00453: CRS configuration error, unable to find Instance Information in Oracle Cluster Registry.

Cause: The Oracle Cluster Registry key which contains the Instance's information is not initialized.

Action: Check the OCR configuration using the ocrcheck utility and resolve any issues it reports. If the problem persists, contact Oracle Support Services.

CRS-00471: Node number is not found

Cause: Cluster Synchronization Services is unable to retrieve the node name.

Action: Verify your cluster installation, including any vendor cluster ware. If necessary reinstall the cluster.

CRS-00472: Node name is not found

Cause: Cluster Services is unable to retrieve the node name.

Action: Verify your cluster installation, including any vendor cluster ware. If necessary reinstall the cluster.

CRS-00602: Encountered operating system error '*string*' while authenticating user '*string*'. Details at *string* in *string*.

Cause: The operating system experienced an error when Clusterware authenticated the specified user.

Action: Verify that the authentication service in your environment is functioning correctly. If the problem persists, contact Oracle Support Services.

CRS-00700: Oracle High Availability Service aborted due to failure to allocate memory. Details at *string* in *string*.

Cause: Memory allocation failed.

Action: Restart Cluster Ready Service using 'crsctl stop crs -f' followed by 'crsctl start crs'. If the problem persists, contact Oracle Support Services.

CRS-00701: Oracle High Availability Service aborted due to failure to obtain identity of the running process. Details at *string* in *string*.

Cause: Failed to retrieve user id.

Action: Check <crs_home> owner and restart Cluster Ready Service using 'crsctl stop crs -f' followed by 'crsctl start crs'. If the problem persists, contact Oracle Support Services.

CRS-00702: Oracle High Availability Service aborted due to failure to run as privileged user. Details at *string* in *string*.

Cause: Oracle High Availability Service was not running as privileged user.

Action: On Unix, restart Cluster Ready Service as privileged user using 'crsctl stop crs -f' followed by 'crsctl start crs'. On Windows, check the privileges of the Oracle High Availability Service and restart Cluster Ready Service using 'crsctl stop crs -f' followed by 'crsctl start crs' If the problem persists, contact Oracle Support Services.

CRS-00703: Oracle High Availability Service aborted due to failure to initialize the communication context. Details at *string* in *string*.

Cause: The network layer initialization failed.

Action: Restart Cluster Ready Service using 'crsctl stop crs -f' followed by 'crsctl start crs'. If the problem persists, contact Oracle Support Services.

CRS-00704: Oracle High Availability Service aborted due to Oracle Local Registry error [*string*]. Details at *string* in *string*.

Cause: Oracle Local Registry aborted with an error. Look at the associated error message to determine the underlying issue.

Action: Solve the underlying issue and restart Cluster Ready Service using 'crsctl stop crs -f' followed by 'crsctl start crs'. If the problem persists, contact Oracle Support Services.

CRS-00708: Oracle High Availability Service aborted due to failure to retrieve ORA_CRS_HOME environment variable. Details at *string* in *string*.

Cause: An environment variable required by Oracle High Availability Service failed to be set at initialization.

Action: Run 'rootcrs.pl -unlock' followed by 'rootcrs.pl -patch' and restart Cluster Ready Service using 'crsctl stop crs -f' followed by 'crsctl start crs'. If the problem persists, contact Oracle Support Services.

CRS-00709: Oracle High Availability Service aborted due to failure to initialize ORA_CRS_HOME path. Details at *string* in *string*.

Cause: Oracle High Availability Service ORA_CRS_HOME path could not be initialized.

Action: Check for execute permissions on the Grid Infrastructure home or <crs_home> and restart Cluster Ready Service using 'crsctl stop crs -f' followed by 'crsctl start crs'. If the problem persists, contact Oracle Support Services.

CRS-00712: Oracle High Availability Service aborted due to failure to initialize the network layer with error [*number*]. Details at *string* in *string*.

Cause: The network layer initialization failed.

Action: Restart Cluster Ready Service using 'crsctl stop crs -f' followed by 'crsctl start crs'. If the problem persists, contact Oracle Support Services.

CRS-00713: An error occurred initializing the Reboot Advisory Monitor: error code [*number*]. Details at *string* in *string*.

Cause: An error occurred initializing the Reboot Advisory Monitor component of Oracle High Availability Service. This error is not fatal; Oracle High Availability Service processing continues.

Action: Examine the Clusterware alert log for messages providing details of the error. If the error is correctable, do so and then restart Cluster Ready Service using 'crsctl stop crs -f' followed by 'crsctl start crs'. If no messages are found or you do not understand how to correct the problem, contact Oracle Support Services.

CRS-00714: Oracle Clusterware Release *number.number.number.number.number*.

Cause: The Oracle High Availability Services Daemon (OHASD) was started as part of a general start of the Oracle Clusterware stack on this node.

Action: None

CRS-00715: Oracle High Availability Service has timed out waiting for init.ohasd to be started.

Cause: The Oracle High Availability Service requires that initd start init.ohasd to successfully initialize.

Action: 1. Check the run level to ensure that you are in the correct runlevel using cluvfy ("cluvfy stage -pre crsinst -n nodelist"); 2. If the run level is correct, diagnose the reason for init.d not starting init.ohasd.

CRS-00716: Oracle High Availability Service failed to initialize ADR automatic purge. Details at *string* in *string*.

Cause: An attempt to initialize automatic purge processing for the Automatic Diagnostic Repository (ADR) failed. This error is not fatal, but automated periodic removal of ADR trace and related data will not occur.

Action: ADR data can be purged manually using the ADRCI command line tool. However, repeated occurrences of this message should be reported to Oracle Support Services.

CRS-00800: Cluster Ready Service aborted due to failure to allocate memory. Details at *string* in *string*.

Cause: Memory allocation failed.

Action: Restart Cluster Ready Service using 'crsctl stop crs -f' followed by 'crsctl start crs'. If the problem persists, contact Oracle Support Services.

CRS-00801: Cluster Ready Service aborted due to failure to obtain identity of the running process. Details at *string* in *string*.

Cause: Failed to retrieve user id.

Action: Check <crs_home> owner and restart Cluster Ready Service using 'crsctl stop crs -f' followed by 'crsctl start crs'. If the problem persists, contact Oracle Support Services.

CRS-00802: Cluster Ready Service aborted due to failure to run as privileged user. Details at *string* in *string*.

Cause: Cluster Ready Service was not running as privileged user.

Action: On Unix, restart Cluster Ready Service as privileged user using 'crsctl stop crs -f' followed by 'crsctl start crs'. On Windows, check the privileges of the Oracle High Availability Service and restart Cluster Ready Service using 'crsctl stop crs -f' followed by 'crsctl start crs' If the problem persists, contact Oracle Support Services.

CRS-00803: Cluster Ready Service aborted due to failure to initialize the communication context. Details at *string* in *string*.

Cause: The network layer initialization failed.

Action: Restart Cluster Ready Service using 'crsctl stop crs -f' followed by 'crsctl start crs'. If the problem persists, contact Oracle Support Services.

CRS-00804: Cluster Ready Service aborted due to Oracle Cluster Registry error [*string*]. Details at *string* in *string*.

Cause: Oracle Cluster Registry aborted with an error. Look at the associated error message to determine the underlying issue.

Action: Solve the underlying issue and restart Cluster Ready Service using 'crsctl stop crs -f' followed by 'crsctl start crs'. If the problem persists, contact Oracle Support Services.

CRS-00805: Cluster Ready Service aborted due to failure to communicate with Cluster Synchronization Service with error [number]. Details at *string in string*.

Cause: The Cluster Synchronization Service is unreachable.

Action: Restart Cluster Ready Service using 'crsctl stop crs -f' followed by 'crsctl start crs'. If the problem persists, contact Oracle Support Services.

CRS-00806: Cluster Ready Service aborted due to failure to retrieve the local node name. Details at *string in string*.

Cause: The Cluster Synchronization Service node name is not accessible.

Action: Restart Cluster Ready Service using 'crsctl stop crs -f' followed by 'crsctl start crs'. If the problem persists, contact Oracle Support Services.

CRS-00807: Cluster Ready Service aborted due to failure to check version compatibility. Details at *string in string*.

Cause: Oracle Cluster Registry content is not compatible with this version of Cluster Ready Service.

Action: Start the correct version of Cluster Ready Service. If the problem persists, contact Oracle Support Services.

CRS-00808: Cluster Ready Service aborted due to failure to retrieve ORA_CRS_HOME environment variable. Details at *string in string*.

Cause: An environment variable required by Cluster Ready Service failed to be set at initialization.

Action: Run 'rootcrs.pl -unlock' followed by 'rootcrs.pl -patch' and restart Cluster Ready Service using 'crsctl stop crs -f' followed by 'crsctl start crs'. If the problem persists, contact Oracle Support Services.

CRS-00809: Cluster Ready Service aborted due to failure to initialize ORA_CRS_HOME path. Details at *string in string*.

Cause: Cluster Ready Service ORA_CRS_HOME path could not be initialized.

Action: Check for execute permissions on the Grid Infrastructure home or <crs_home> and restart Cluster Ready Service using 'crsctl stop crs -f' followed by 'crsctl start crs'. If the problem persists, contact Oracle Support Services.

CRS-00810: Cluster Ready Service aborted due to failure to communicate with Event Management Service with error [number]. Details at *string in string*.

Cause: The Event Management Service is unreachable.

Action: Restart Cluster Ready Service using 'crsctl stop crs -f' followed by 'crsctl start crs'. If the problem persists, contact Oracle Support Services.

CRS-00811: Cluster Ready Service aborted due to failure to build dependency graph. Details at *string in string*.

Cause: There exists inconsistencies in the resources dependencies.

Action: Check the resources dependencies and restart Cluster Ready Service using 'crsctl stop crs -f' followed by 'crsctl start crs'. If the problem persists, contact Oracle Support Services.

CRS-00812: Cluster Ready Service aborted due to failure to initialize the network layer with error [number]. Details at *string in string*.

Cause: The network layer initialization failed.

Action: Restart Cluster Ready Service using 'crsctl stop crs -f' followed by 'crsctl start crs'. If the problem persists, contact Oracle Support Services.

CRS-00813: Cluster Ready Service aborted due to failure to initialize the network layer with error [string]. Details at string in string.

Cause: The network layer initialization failed.

Action: Restart Cluster Ready Service using 'crsctl stop crs -f' followed by 'crsctl start crs'. If the problem persists, contact Oracle Support Services.

CRS-00814: Cluster Ready Service aborted due to failure to start thread with error [number]. Details at string in string.

Cause: Thread creation failed.

Action: Restart Cluster Ready Service using 'crsctl stop crs -f' followed by 'crsctl start crs'. If the problem persists, contact Oracle Support Services.

CRS-01001: The OCR was formatted using version number.

Cause: Successfully formatted the OCR location(s).

Action: None

CRS-01002: The OCR was restored from file string.

Cause: The OCR was successfully restored from a backup file as requested by the user.

Action: None

CRS-01003: The OCR format was downgraded to version number.

Cause: The OCR was successfully downgraded to an earlier block format as requested by the user.

Action: None

CRS-01004: The OCR was imported from string.

Cause: Successfully imported the OCR contents from a file.

Action: None

CRS-01005: Oracle Clusterware upgrade was completed. Version has changed from [number, string] to [number, string]. Details in string.

Cause: The Oracle Clusterware was successfully upgraded to a version.

Action: None

CRS-01006: The OCR location string is inaccessible. Details in string.

Cause: An error occurred while accessing the OCR.

Action: Use the ocrcheck command to validate the accessibility of the device and its block integrity. Check that the OCR location in question has the correct permissions. Determine whether this behavior is limited to one node or whether it occurs across all of the nodes in the cluster. Use the ocrconfig command with the -replace option to replace the OCR location.

CRS-01007: The OCR/OCR mirror location was replaced by string.

Cause: The OCR location was successfully replaced as requested by the user.

Action: None

CRS-01008: Node string is not responding to OCR requests. Details in string.

Cause: Error in communicating to the OCR server on a peer node. This OCR did not receive a notification regarding its peer's death within the specified time.

Action: Contact Oracle Support Services.

CRS-01009: The OCR configuration is invalid. Details in *string*.

Cause: The OCR configuration on this node does not match the OCR configuration on the other nodes in the cluster.

Action: Determine the OCR configuration on the other nodes in the cluster on which Oracle Clusterware is running by using the ocrcheck command. Run the ocrconfig command with the -repair option to correct the OCR configuration on this node.

CRS-01010: The OCR mirror location *string* was removed.

Cause: The OCR location was successfully removed as requested by the user.

Action: None

CRS-01011: OCR cannot determine that the OCR content contains the latest updates. Details in *string*.

Cause: The OCR could not be started. The OCR location configured on this node does not have the necessary votes and might not have the latest updates.

Action: Ensure that the other nodes in the cluster have the same OCR location configured. If the configuration on the other nodes in the cluster does not match, then run the ocrconfig command with the -repair option to correct the configuration on this node. If the configurations on all of the nodes match, use the ocrdump command to ensure that the existing OCR location has the latest updates. Run the ocrconfig command with the -overwrite option to correct the problem. If the se procedures do not correct the problem, then contact Oracle Support Services.

CRS-01012: The OCR service started on node *string*.

Cause: The OCR was successfully started.

Action: None

CRS-01013: The OCR location in an ASM disk group is inaccessible. Details in *string*.

Cause: An error occurred while accessing the OCR file in an ASM disk group.

Action: Use the 'asmcmd' command to verify if the ASM instance is active. If the ASM instance aborted, it will be restarted automatically. Use 'ocrcheck -config' to discover the OCR locations configured, and verify using 'asmcmd' that the disk group in question is mounted. Mount the disk group if it is not mounted. Validate if the behavior is limited to one node or whether it occurs across all of the nodes in the cluster. If nothing works, use the 'ocrconfig' command with the '-replace' or '-delete' option to replace or remove the OCR location.

CRS-01014: Failed to import Oracle Cluster Registry from file *string*

Cause: Unable to read data from the import file and import to the cluster registry

Action: Check availability of the cluster registry and the details of the failure from the log file

CRS-01015: A request to terminate the Cluster Ready Service on node *string* completed successfully. Details at *string* in *string*.

Cause: The Cluster Ready Service on the above listed node did not respond to an earlier request within the specified time. The Cluster Ready Service will be terminated to prevent any possible cluster hangs.

Action: Check the Oracle Clusterware alert log on the listed node for any problems. Check for any reason that might not allow the Cluster Ready Service to run optimally on the listed node. Verify network accessibility to the listed node from other nodes in the cluster. If the problem persists, contact Oracle Support Services.

CRS-01016: The Cluster Ready Service on this node terminated because it detected a failure while upgrading the Oracle Cluster Registry format. Details at *string* in *string*.

Cause: The Cluster Ready Service on the node coordinating the upgrade of the Oracle Cluster Registry format terminated.

Action: The Oracle Cluster Registry format upgrade will be completed by another node in the cluster. The Cluster Ready Service on the node listed above will be automatically restarted, and will be able to function as soon as the upgrade completes. If the problem persists, contact Oracle Support Services.

CRS-01017: The Cluster Ready Service on this node terminated because it was unable to open the import file while upgrading the Oracle Cluster Registry format. Details at *string* in *string*.

Cause: There was a failure accessing the import file on this node. The Cluster Ready Service on this node may not have been active during the Oracle Cluster Registry format upgrade.

Action: The Oracle Cluster Registry format upgrade will be completed by another node in the cluster. The Cluster Ready Service on this node will be automatically restarted, and will be able to function as soon as the upgrade completes. If the problem persists, contact Oracle Support Services.

CRS-01018: Automatically repaired invalid Oracle Cluster Registry configuration on this node. Details at *string* in *string*.

Cause: The OCR configuration on this node did not match with the OCR configuration on the other nodes in the cluster; therefore, it was automatically repaired.

Action: If this occurs repeatedly, contact Oracle Support Services.

CRS-01019: The OCR Service exited on host *string*. Details in *string*

Cause: The OCR Service exited due to an internal error.

Action: Determine whether the service has restarted. Collect Clusterware alert log and the CRSD log indicated in the message and contact Oracle Support Services.

CRS-01020: The Oracle Cluster Registry has invalid contents. Details at *string* in *string*.

Cause: Some of the Oracle Cluster Registry contents were invalid.

Action: Check the log file indicated in the message for more details. Use the 'ocrcheck' command to detect errors, and the 'ocrdump' command to review the registry contents. If problems exist, the registry may need to be recovered or restored. If the problem persists, contact Oracle Support Services.

CRS-01021: The Oracle Cluster Registry backup file in an ASM disk group is inaccessible. Details in *string*.

Cause: Oracle Cluster Registry backup location did not exist, wasn't mounted correctly, or did not have the required permissions.

Action: Ensure that the backup location exists, that it is mounted correctly and visible to all nodes in the cluster, and that its permissions are correct. Check the ASM entries in the alert log file for more details.

CRS-01022: Oracle Clusterware was forcibly upgraded without upgrading nodes *string*. Version has changed from [*number, string*] to [*number, string*]. Details in *string*.

Cause: Oracle Clusterware was forcibly upgraded when the above listed nodes were not upgraded.

Action: Delete the above listed nodes using the procedure documented in the Oracle Clusterware documentation. If the nodes later become accessible, they can be added back into the cluster.

CRS-01024: The Cluster Ready Service on this node terminated because the ASM instance was not active on this node. Details at *string* in *string*.

Cause: The Cluster Ready Service on the node terminated because the ASM instance was no longer active.

Action: The Cluster Ready Services on this node will be automatically restarted. If the problem persists, contact Oracle Support Services.

CRS-01025: Oracle Clusterware was upgraded to version [*string*] on all nodes, but the cluster active version is still [*string*]. Details in [*string*].

Cause: The cluster upgrade did not complete because the root upgrade script failed on the last node, the root upgrade script was interrupted by the user, or the cluster upgrade is ongoing.

Action: Check the Oracle Clusterware alert log on all nodes for any problems. Rerun the root upgrade script on the last node to completion, and ensure that the cluster active version has changed using the 'crsctl query crs activeversion' command. If the problem persists, run diagcollection.pl and contact Oracle Support Services.

CRS-01026: Oracle Clusterware patch has completed. The patch level has changed from [*number*] to [*number*]. Details in *string*.

Cause: The Oracle Clusterware was successfully patched.

Action: None

CRS-01027: The Oracle Cluster Registry (OCR) location in an ASM disk group [*string*] does not have sufficient space. Details at *string* in *string*.

Cause: Unable to increase the size of OCR file in the above listed disk group as the disk group was out of space.

Action: Delete unused files from the disk group or add additional disks to the disk group. Refer to Oracle Clusterware administration documentation to know about the space requirements for OCR in ASM disk group.

CRS-01028: The Oracle Cluster Registry backup location *string* is inaccessible from node *string*. Details in *string*.

Cause: The backup location provided did not exist, was not mounted correctly, or did not have the required permissions.

Action: Ensure that the backup location exists, that it is mounted correctly and visible to all nodes in the cluster, and that the permissions are correct. If the backup location is an ASM disk group, check the ASM entries in the alert log file for more details.

CRS-01029: The Oracle Cluster Registry backup file *string* is corrupt. Details at *string* in *string*.

Cause: The backup file created by the periodic backup of the Oracle Cluster Registry (OCR) failed to pass the post-backup sanity check. Either the OCR was corrupted or the backup was faulty.

Action: If the fault was introduced during the backup generation, then it will be corrected during the next backup generation, and no action is required. If the subsequent backup is also faulty, then the Oracle Cluster Registry might be corrupt. Contact Oracle Support Services.

CRS-01030: The Oracle Cluster Registry backup file *string* could not be validated. Details at *string* in *string*.

Cause: The indicated Oracle Cluster Registry (OCR) backup file could not be validated due to validation process not starting or failing to run the validation check.

Action: If the backup was attempted as part of an automatic periodic backup, then no action is needed. If the backup was attempted as part of a manual backup, then try the backup again. If the problem persists, contact Oracle Support Services.

CRS-01031: The Oracle Cluster Registry operation encountered ASM error. Details at *string* in *string*.

Cause: The Oracle Cluster Registry (OCR) operation could not be completed due to the referenced ASM errors.

Action: Check the referenced log file for more detailed failure information.

CRS-01110: Oracle Clusterware upgrade is in unknown state [*number*].\n

Cause: There was an internal error upgrading the Oracle Clusterware.

Action: Retry the 'crsctl set crs activeversion' command. If the problem persists, contact Oracle Support Services.

CRS-01111: Error upgrading the active version of Oracle Clusterware:\n*nstring*.\n

Cause: There was an internal error upgrading the active version of Oracle Clusterware.

Action: Verify using the 'crsctl check crs' command that the CRS Service is running. Retry the 'crsctl set crs activeversion' command. If the problem persists, contact Oracle Support Services.

CRS-01112: failed to set Oracle Clusterware active version *string*

Cause: There was an internal error upgrading the Oracle Clusterware.

Action: Retry the 'crsctl set crs activeversion' command. If the problem persists, contact Oracle Support Services.

CRS-01114: Invalid active version [*string*] passed

Cause: An invalid active version was passed.

Action: Use the 'crsctl query crs softwareversion' command to retrieve a valid active version.

CRS-01115: Oracle Clusterware has already been upgraded.\n

Cause: Oracle Clusterware is already running in highest possible operating version.

Action: None

CRS-01116: Upgrade of the active version of Oracle Clusterware has been aborted.\n

Cause: One of the Oracle Clusterware components have failed to upgrade within the expected time.

Action: Check the Oracle Clusterware alert log and the CRS daemon log for additional information.

CRS-01117: Error upgrading the active version of Oracle Clusterware.\n

Cause: An attempt was made to change the Oracle Clusterware active version before all nodes were upgraded.

Action: Run root.sh script on all nodes in the cluster. If the problem persists, contact Oracle Support Services.

CRS-01119: Unable to complete Oracle Clusterware upgrade while nodes *string* have not yet upgraded.\n

Cause: An attempt was made to change the Oracle Clusterware active version before all known nodes had been upgraded. Note that some of the nodes listed in the message may no longer be current or recent cluster members.

Action: Issue the 'olsnodes' command to list current and recent cluster members. Any nodes listed in the error message, but not listed by 'olsnodes' have not been active recently, and should be deleted using the procedure documented in the Oracle Clusterware documentation. The currently or recently active cluster members listed by 'olsnodes' should be upgraded, or, if no longer needed, deleted: 1) Run the rootupgrade.sh script on each node to be retained. 2) Delete nodes no longer desired using the procedure documented in the Oracle Clusterware documentation. Once all of the nodes listed in the message have been upgraded or deleted, run the rootupgrade.sh script on an upgraded node to complete the upgrade. If one or more nodes could not be upgraded or deleted, forcibly upgrade the cluster using the procedure documented in the Oracle Clusterware documentation.

CRS-01121: Oracle Clusterware was forcibly upgraded without upgrading nodes *string*.\n

Cause: Oracle Clusterware was forcibly upgraded when the above listed nodes were not upgraded.

Action: Delete the above listed nodes using the procedure documented in the Oracle Clusterware documentation. If the nodes later become accessible, they can be added back into the cluster.

CRS-01124: Invalid active version [*string*] retrieved.

Cause: An invalid active version was retrieved from the configuration.

Action: Contact Oracle Support Services.

CRS-01129: Rejecting rolling upgrade mode change because Oracle ASM is in an unexpected state.

Cause: A request to reset rolling upgrade mode was rejected because Oracle ASM was in an unexpected state.

Action: Retry the 'crsctl set crs activeversion' command. If the problem persists, contact Oracle Support Services.

CRS-01130: Rejecting rolling upgrade mode change because Oracle IO Server is in an unexpected state.

Cause: A request to reset rolling patch mode was rejected because Oracle IO Server was in an unexpected state.

Action: Retry the 'crsctl set crs activeversion' command. If the problem persists, contact Oracle Support Services.

CRS-01131: The cluster was successfully set to rolling upgrade mode.\n

Cause: A 'crsctl start rollingupgrade' command completed successfully.

Action: None

CRS-01132: The cluster is in rolling upgrade mode.

Cause: The cluster was already running in rolling upgrade mode.

Action: None

CRS-01133: There was an error setting Oracle Clusterware to rolling upgrade mode.

Cause: There was an error setting Oracle Clusterware to rolling upgrade mode.

Action: Verify using the 'crsctl check crs' command that the Cluster Ready Services (CRS) is active, and inspect the accompanying Clusterware-specific error messages to see if there is a correctable problem. If so, correct the problem and retry the 'crsctl start rollingupgrade' command. If the problem persists, contact Oracle Support Services.

CRS-01134: There was an error setting Oracle ASM to rolling upgrade mode.

Cause: There was an error setting Oracle ASM to rolling upgrade mode.

Action: Verify using the 'srvctl status asm' command that the Oracle ASM instance is active, and inspect the accompanying ASM-specific error messages to see if there is a correctable problem. If so, correct the problem and retry the 'crsctl start rollingupgrade' command. If the problem persists, contact Oracle Support Services.

CRS-01135: There was an error setting Oracle IO Server to rolling upgrade mode.

Cause: There was an error setting Oracle IO Server to rolling upgrade mode.

Action: Verify using the 'srvctl status ioserver' command that the Oracle IO Server instance is active, and inspect the accompanying IO Server-specific error messages to see if there is a correctable problem. If so, correct the problem and retry the 'crsctl start rollingupgrade' command. If the problem persists, contact Oracle Support Services.

CRS-01136: Rejecting the rolling upgrade mode change because the cluster is being patched.

Cause: The rolling upgrade mode change was rejected because the cluster was being patched.

Action: Complete applying the patch on all nodes in the cluster before retrying the 'crsctl start rollingupgrade' command.

CRS-01137: Rejecting the rolling upgrade mode change because the cluster was forcibly upgraded.

Cause: The rolling upgrade mode change was rejected because the cluster was forcibly upgraded.

Action: Delete the nodes that were not upgraded using the procedure documented in the Oracle Clusterware documentation. Retry the 'crsctl start rollingupgrade' command after completing the above steps.

CRS-01138: There was an error setting the cluster to rolling upgrade mode.

Cause: There was an internal error setting the cluster to rolling upgrade mode.

Action: Retry the 'crsctl start rollingupgrade' command. If the problem persists, contact Oracle Support Services.

CRS-01139: Invalid version [*string*] passed

Cause: An invalid version was passed.

Action: Use the version returned by the 'crsctl query crs releaseversion' command issued from the Oracle Grid Infrastructure home to which you are upgrading.

CRS-01140: The passed version [string] cannot be less than or equal to the release version [string].

Cause: A version was passed that was less than or equal to the release version.

Action: Verify that the version of the Oracle Grid Infrastructure home to be upgraded to is greater than the current Oracle Grid Infrastructure home.

CRS-01141: The passed version [string] cannot be less than or equal to the cluster active version [string].

Cause: A version was passed that was less than or equal to the cluster active version.

Action: Verify that the version of the Oracle Grid Infrastructure home to be upgraded to is greater than the cluster active version.

CRS-01142: The cluster cannot be set to rolling upgrade mode because Oracle Clusterware is not active on at least one remote node.

Cause: The cluster could not be set to rolling upgrade mode because Oracle Clusterware was not active on any of the remote nodes.

Action: Start Oracle Clusterware on at least one remote node and retry the 'crsctl start rollingupgrade' command, or retry upgrade using the non-rolling option.

CRS-01151: The cluster was successfully set to rolling patch mode.\n

Cause: A 'crsctl start rollingpatch' command completed successfully.

Action: None

CRS-01152: The cluster is in rolling patch mode.

Cause: The cluster was already running in rolling patch mode.

Action: None

CRS-01153: There was an error setting Oracle Clusterware to rolling patch mode.

Cause: There was an error setting Oracle Clusterware to rolling patch mode.

Action: Verify using the 'crsctl check crs' command that the Cluster Ready Services (CRS) is active, and inspect the accompanying Clusterware-specific error messages to see if there is a correctable problem. If so, correct the problem and retry the 'crsctl start rollingpatch' command. If the problem persists, contact Oracle Support Services.

CRS-01154: There was an error setting Oracle ASM to rolling patch mode.

Cause: There was an error setting Oracle ASM to rolling patch mode.

Action: Verify using the 'srvctl status asm' command that the Oracle ASM instance is active, and inspect the accompanying ASM-specific error messages to see if there is a correctable problem. If so, correct the problem and retry the 'crsctl start rollingpatch' command. If the problem persists, contact Oracle Support Services.

CRS-01155: There was an error setting Oracle IO Server to rolling patch mode.

Cause: There was an error setting Oracle IO Server to rolling patch mode.

Action: Verify using the 'srvctl status ioserver' command that the Oracle IO Server instance is active, and inspect the accompanying IO Server-specific error messages to see if there is a correctable problem. If so, correct the problem and retry the 'crsctl start rollingpatch' command. If the problem persists, contact Oracle Support Services.

CRS-01156: Rejecting the rolling patch mode change because the cluster is in the middle of an upgrade.

Cause: The rolling patch mode change was rejected because the cluster was undergoing an upgrade.

Action: None

CRS-01157: Rejecting the rolling patch mode change because the cluster was forcibly upgraded.

Cause: The rolling patch mode change was rejected because the cluster was forcibly upgraded.

Action: Delete the nodes that were not upgraded using the procedure documented in the Oracle Clusterware documentation. Retry the 'crsctl start rollingpatch' or 'crsctl stop rollingpatch' command after completing the above steps.

CRS-01158: There was an error setting the cluster to rolling patch mode.

Cause: There was an internal error setting the cluster to rolling patch mode.

Action: Retry the 'crsctl start rolling patch' command. If the problem persists, contact Oracle Support Services.

CRS-01159: The cluster cannot be set to rolling patch mode because Oracle Clusterware is not active on at least one remote node.

Cause: The cluster could not be set to rolling patch mode because Oracle Clusterware was not active on any of the remote nodes.

Action: Start Oracle Clusterware on at least one remote node and retry the 'crsctl start rollingpatch' command, or retry patching using the non-rolling option.

CRS-01161: The cluster was successfully patched to patch level [number].\n

Cause: A 'crsctl stop rollingpatch' command completed successfully.

Action: None

CRS-01162: Rejecting rolling patch mode change because the patch level is not consistent across all nodes in the cluster. The patch level on nodes *string* is not the same as the expected patch level [number] found on nodes *string*.

Cause: The 'crsctl stop rollingpatch' command was rejected because all the nodes in the cluster were not patched to the same patch level.

Action: Make sure all the nodes in the cluster have been patched to the same patch level using the 'crsctl query crs softwarepatch *host*' command. Retry the 'crsctl stop rollingpatch' command after patching the required nodes.

CRS-01163: There was an error resetting Oracle Clusterware rolling patch mode.

Cause: There was an error resetting Oracle Clusterware rolling patch mode.

Action: Verify using the 'crsctl check crs' command that the Cluster Ready Services (CRS) is active, and inspect the accompanying Clusterware-specific error messages to see if there is a correctable problem. If so, correct the problem and retry the 'crsctl stop rollingpatch' command. If the problem persists, contact Oracle Support Services.

CRS-01164: There was an error resetting Oracle ASM rolling patch mode.

Cause: There was an error resetting Oracle ASM rolling patch mode.

Action: Verify using the 'srvctl status asm' command that the Oracle ASM instance is active, and inspect the accompanying ASM-specific error messages to see if there is a correctable problem. If so, correct the problem and retry the 'crsctl stop rollingpatch' command. If the problem persists, contact Oracle Support Services.

CRS-01165: There was an error resetting Oracle IOServer rolling patch mode.

Cause: There was an error resetting Oracle IOServer rolling patch mode.

Action: Verify using the 'srvctl status ioserver' command that the Oracle IOServer instance is active, and inspect the accompanying IOServer-specific error messages to see if there is a correctable problem. If so, correct the problem and retry the 'crsctl stop rollingpatch' command. If the problem persists, contact Oracle Support Services.

CRS-01166: Rejecting rolling patch mode change because Oracle ASM is in [string] state.

Cause: A request to reset rolling patch mode was rejected because Oracle ASM was in an unexpected state.

Action: Retry the 'crsctl stop rollingpatch' command. If the problem persists, contact Oracle Support Services.

CRS-01167: Rejecting rolling patch mode change because Oracle IOServer is in [string] state.

Cause: A request to reset rolling patch mode was rejected because Oracle IOServer was in an unexpected state.

Action: Retry the 'crsctl stop rollingpatch' command. If the problem persists, contact Oracle Support Services.

CRS-01168: There was an error resetting the cluster rolling patch mode.

Cause: There was an internal error resetting the cluster rolling patch mode.

Action: Retry the 'crsctl stop rolling patch' command. If the problem persists, contact Oracle Support Services.

CRS-01169: The cluster is consistent and the cluster active patch level is [number].

Cause: The cluster has already completed the rolling patch procedure.

Action: None

CRS-01170: Rejecting rolling patch mode change because the patch has not been applied yet. The software patch level [number] on this node is not the same as the expected patch level [number].

Cause: The 'crsctl stop rollingpatch' command was rejected because the patch level did not match with the configured software patch level.

Action: Complete applying the patch on this node, and verify the patch level using the 'crsctl query crs softwarepatch *host*' command. Retry the 'crsctl stop rollingpatch' command.

CRS-01171: Rejecting rolling patch mode change because the patch level is not consistent across all nodes in the cluster. The patch level on nodes *string* is not the same as the patch level [number] found on nodes *string*.

Cause: The 'crsctl stop rollingpatch' command was rejected because all the nodes in the cluster were not patched to the same patch level.

Action: Verify the list of patches applied on a node by issuing the 'crsctl query crs releasepatch' command. Apply the requisite patches. Make sure all the nodes in the cluster have been patched to the same patch level using the 'crsctl query crs softwarepatch' command. Retry the 'crsctl stop rollingpatch' command after patching the required nodes.

CRS-01181: There was an error retrieving Oracle Clusterware release patch level.

Cause: There was an internal error retrieving the Oracle Clusterware release patch level.

Action: Contact Oracle Support Services.

CRS-01182: Oracle Clusterware release patch level is [number] and the complete list of patches [string] have been applied on the local node.\n

Cause: None, this is an informational message.

Action: None

CRS-01183: Oracle Clusterware release patch level is [number] and an incomplete list of patches [string] have been applied on the local node.\n

Cause: There was an error retrieving the complete list of patches.

Action: Contact Oracle Support Services.

CRS-01184: Oracle Clusterware release patch level is [number] and no patches have been applied on the local node.\n

Cause: None, this is an informational message.

Action: None

CRS-01191: There was an error retrieving Oracle Clusterware software patch level.

Cause: There was an internal error retrieving the Oracle Clusterware software patch level.

Action: Contact Oracle Support Services.

CRS-01192: Oracle Clusterware patch level on node string is [number].\n

Cause: None, this is an informational message.

Action: None

CRS-01201: CRSD started on node string.

Cause: CRSD has started, possibly due to a CRS start, or a node reboot or a CRSD restart.

Action: None Required. You can run the command 'crsctl check crsd' to validate the health of the CRSD.

CRS-01202: CRSD aborted on node string. Error [string]. Details in string.

Cause: Fatal Internal Error. Check the CRSD log file to determine the cause.

Action: Determine whether the CRSD gets auto-started.

CRS-01203: Failover failed for the CRS resource string. Details in string.

Cause: Failover failed due to an internal error. Examine the contents of the CRSD log file to determine the cause.

Action: None

CRS-01204: Recovering CRS resources for node string.

Cause: CRS resources are being recovered, possibly because the cluster node is starting up online.

Action: Check the status of the resources using the 'crsctl status resource' command.

CRS-01205: Auto-start failed for the CRS resource *string*. Details in *string*.

Cause: This message comes up when the auto-start for the resource has failed during a reboot of the cluster node.

Action: Start the resources using the 'crsctl start resource' command.

CRS-01206: Resource *string* is in the UNKNOWN state. Make sure the resource is completely stopped, then use the 'crsctl stop -f' command.

Cause: Resource went into an unknown state because the check or the stop action on the resource failed.

Action: Make sure the resource is completely stopped, then use the 'crsctl stop -f' command.

CRS-01207: There are no more restart attempts left for resource *string*. Restart the resource manually using the crsctl command.

Cause: The Oracle Clusterware is no longer attempting to restart the resource because the resource has failed and the Oracle Clusterware has exhausted the maximum number of restart attempts.

Action: Use the 'crsctl start' command to restart the resource manually.

CRS-01208: Cluster Ready Service terminating, unable to start successfully. Details at *string* in *string*.

Cause: Cluster Ready Service could not initialize successfully.

Action: Restart Cluster Ready Service using the command 'crsctl start clusterware'. If the problem persists, contact Oracle Support Services.

CRS-01209: Cluster Ready Service terminating, failed to register with group '*string*'. Details at *string* in *string*.

Cause: Cluster Ready Service could not initialize successfully.

Action: Restart Cluster Ready Service using the command 'crsctl start clusterware'. If the problem persists, contact Oracle Support Services.

CRS-01210: Cluster Ready Service failed to update group data. Details at *string* in *string*.

Cause: Cluster Ready Service failed to update the group private data with new master.

Action: Restart Cluster Ready Service using the command 'crsctl start clusterware'. If the problem persists, contact Oracle Support Services.

CRS-01211: Cluster Ready Service noticed abnormal termination by Cluster Synchronization Service. Details at *string* in *string*.

Cause: Cluster Ready Service terminating due to abnormal termination of Cluster Synchronization Service layer.

Action: Contact Oracle Support Services.

CRS-01212: Cluster Ready Service received invalid update for group private data. Details at *string* in *string*.

Cause: This is an internal error.

Action: Contact Oracle Support Services.

CRS-01213: Cluster Ready Service failed to retrieve user information. Details at *string* in *string*.

Cause: This is an internal error.

Action: Contact Oracle Support Services.

CRS-01214: Cluster Ready Service failed to initialize OLR context. Details at *string* in *string*.

Cause: Cluster Ready Service unable to access local registry.

Action: Use the ocrcheck utility to detect errors in the OLR. If problems exist, the registry may need to be recovered or restored.

CRS-01215: Cluster Ready Service could not get the local node number. Details at *string* in *string*.

Cause: Cluster Ready Service could not retrieve the local node incarnation number.

Action: Contact Oracle Support Services.

CRS-01216: Cluster Ready Service could not determine node list. Details at *string* in *string*.

Cause: This is an internal error.

Action: Contact Oracle Support Services.

CRS-01217: Cluster Ready Service unable to get node name. Details at *string* in *string*.

Cause: Cluster Ready Service could not determine node name.

Action: Contact Oracle Support Services.

CRS-01218: Cluster Ready Service error during initialization. Details at *string* in *string*.

Cause: Cluster Ready Service could not initialize underlying layers successfully.

Action: Contact Oracle Support Services.

CRS-01219: Cluster Synchronization Service not available. Details at *string* in *string*.

Cause: Cluster Ready Service was unable to initialize access to CSS, which is required.

Action: Contact Oracle Support Services.

CRS-01220: Cluster Ready Service could not retrieve local node number. Details at *string* in *string*.

Cause: Cluster Ready Service could not retrieve node number for local node.

Action: Contact Oracle Support Services.

CRS-01221: Cluster Ready Service failed to retrieve local node name. Details at *string* in *string*.

Cause: Cluster Ready Service could not retrieve node name.

Action: Contact Oracle Support Services.

CRS-01222: Cluster Ready Service failed to retrieve maximum group size. Details at *string* in *string*.

Cause: Cluster Ready Service could not retrieve value for maximum group size.

Action: Contact Oracle Support Services.

CRS-01223: Cluster Ready Service error while reading cluster active version. Details at *string* in *string*.

Cause: Could not retrieve cluster active version.

Action: Contact Oracle Support Services.

CRS-01224: Server authentication exception encountered, exception text is '*string*'. Details at *string* in *string*.

Cause: Cluster Ready Service encountered error while authenticating user.

Action: This is an internal error. Contact Oracle Support Services.

CRS-01225: Invalid identity exception encountered, exception text is '*string*'. Details at *string* in *string*.

Cause: Cluster Ready Service could not verify user identity.

Action: This is an internal error. Contact Oracle Support Services.

CRS-01226: Failed to create message to send to policy engine. Details at *string* in *string*.

Cause: Cluster Ready Service encountered communication error.

Action: This is an internal error. Contact Oracle Support Services.

CRS-01227: Error during initialization of communication subsystem. Details at *string* in *string*.

Cause: Cluster Ready Service encountered communication error during initialization.

Action: This is an internal error. Contact Oracle Support Services.

CRS-01228: Error while setting up user interface server. Details at *string* in *string*.

Cause: Cluster Ready Service encountered communication error.

Action: This is an internal error. Contact Oracle Support Services.

CRS-01229: Error while listening for events. Details at *string* in *string*.

Cause: Cluster Ready Service encountered communication error.

Action: This is an internal error. Contact Oracle Support Services.

CRS-01231: Failed to open key '*string*' in OCR. Details at *string* in *string*.

Cause: This is an internal error.

Action: This is an internal error. Contact Oracle Support Services.

CRS-01232: Could not get security attribute for system key '*string*' in OCR. Details at *string* in *string*.

Cause: Encountered error while reading system key attributes in OCR.

Action: This is an internal error. Contact Oracle Support Services.

CRS-01233: Failed to initialize batch handler for OCR. Details at *string* in *string*.

Cause: Could not initialize batch handler for multiwrite in OCR.

Action: This is an internal error. Contact Oracle Support Services.

CRS-01234: Encountered error while setting key value for key '*string*' in OCR. Details at *string* in *string*.

Cause: Encountered an error while executing a batch write in OCR.

Action: This is an internal error. Contact Oracle Support Services.

CRS-01235: Error while executing batch for multi writes in OCR. Details at *string* in *string*.

Cause: Encountered an error while executing a batch write in OCR.

Action: This is an internal error. Contact Oracle Support Services.

CRS-01236: Error enumerating subkeys for key '*string*' in OCR. Details at *string* in *string*.

Cause: Encountered an error while reading subkey values in OCR.

Action: This is an internal error. Contact Oracle Support Services.

CRS-01237: Failed to retrieve the maximum value supported in OCR. Details at *string* in *string*.

Cause: Could not read the maximum value size from registry.

Action: This is an internal error. Contact Oracle Support Services.

CRS-01238: Failed to add a delete key operation for key '*string*' to a batch in OCR. Details at *string* in *string*.

Cause: Encountered internal error while deleting key in OCR.

Action: This is an internal error. Contact Oracle Support Services.

CRS-01239: Cluster Ready Service aborted due to an unexpected error [*string*]. Details at *string* in *string*.

Cause: This is an unexpected error. Look at the associated error message to fix the underlying issue.

Action: If the problem persists, contact Oracle Support Services.

CRS-01301: Oracle High Availability Service started on node *string*.

Cause: Oracle High Availability Service has started, possibly due to a Clusterware start, or a node reboot.

Action: None Required.

CRS-01302: Oracle High Availability Service aborted on node *string*. Error [*string*]. Details in *string*.

Cause: Fatal Internal Error. Check the Oracle High Availability Service log file to determine the cause.

Action: Determine whether the Oracle High Availability Service gets auto-started.

CRS-01303: Failover failed for the OHAS resource *string*. Details in *string*.

Cause: Failover processing for the specified resource did not complete. Examine the contents of the Oracle High Availability Service log file to determine the cause.

Action: None

CRS-01304: Recovering OHAS resources for node *string*.

Cause: Oracle High Availability Service resources are being recovered, possibly because the cluster node is starting up online.

Action: Check the status of the resources using the crsctl command.

CRS-01305: Auto-start failed for the OHAS resource *string*. Details in *string*.

Cause: This message comes up when the auto-start for the resource has failed during a reboot of the cluster node.

Action: Start the resources using the 'crsctl start resource' command.

CRS-01306: Resource *string* is in an unknown state. Make sure the resource is completely stopped, then use the 'crsctl stop -f' command.

Cause: Resource went into an unknown state because the check or the stop action on the resource failed.

Action: Make sure the resource is completely stopped, then use the 'crsctl stop -f' command.

CRS-01307: There are no more restart attempts left for resource *string*. Restart the resource manually using the crsctl command.

Cause: The Oracle Clusterware is no longer attempting to restart the resource because the resource has failed and the Oracle Clusterware has exhausted the maximum number of restart attempts.

Action: Use the 'crsctl start resource' command to restart the resource manually.

CRS-01308: Oracle High Availability Service terminating, unable to start successfully. Details at *string* in *string*.

Cause: Oracle High Availability Service could not initialize successfully.

Action: Restart your clusterware installation. If the problem persists, contact Oracle Support Services.

CRS-01309: Oracle High Availability Service terminating, failed to register with group '*string*'. Details at *string* in *string*.

Cause: Oracle High Availability Service could not initialize successfully.

Action: Restart your clusterware installation. If the problem persists, contact Oracle Support Services.

CRS-01310: Oracle High Availability Service failed to update group data. Details at *string* in *string*.

Cause: Oracle High Availability Service failed to update the group private data with new master.

Action: Restart your clusterware installation. If the problem persists, contact Oracle Support Services.

CRS-01311: Oracle High Availability Service noticed abnormal termination by Cluster Synchronization Service. Details at *string* in *string*.

Cause: Oracle High Availability Service terminating due to abnormal termination of Cluster Synchronization Service layer.

Action: Contact Oracle Support Services.

CRS-01312: Oracle High Availability Service received invalid update for group private data. Details at *string* in *string*.

Cause: This is an internal error.

Action: Contact Oracle Support Services.

CRS-01313: Oracle High Availability Service failed to retrieve user information. Details at *string* in *string*.

Cause: This is an internal error.

Action: Contact Oracle Support Services.

CRS-01314: Oracle High Availability Service failed to initialize OLR context.

Details at *string* in *string*.

Cause: Oracle High Availability Service unable to access local registry.

Action: Use the ocrcheck utility to detect errors in the OLR. If problems exist, the registry may need to be recovered or restored.

CRS-01315: Oracle High Availability Service could not get the local node number.

Details at *string* in *string*.

Cause: Oracle High Availability Service could not retrieve the local node incarnation number.

Action: Contact Oracle Support Services.

CRS-01316: Oracle High Availability Service could not determine node list. Details at *string* in *string*.

Cause: This is an internal error.

Action: Contact Oracle Support Services.

CRS-01317: Oracle High Availability Service unable to get node name. Details at *string* in *string*.

Cause: Oracle High Availability Service could not determine node name.

Action: Contact Oracle Support Services.

CRS-01318: Oracle High Availability Service error during initialization. Details at *string* in *string*.

Cause: Oracle High Availability Service could not initialize underlying layers successfully.

Action: Contact Oracle Support Services.

CRS-01319: Cluster Synchronization Service not available. Details at *string* in *string*.

Cause: Oracle High Availability Service was unable to initialize access to CSS, which is required.

Action: Contact Oracle Support Services.

CRS-01320: Oracle High Availability Service could not retrieve local node number. Details at *string* in *string*.

Cause: Oracle High Availability Service could not retrieve node number for local node.

Action: Contact Oracle Support Services.

CRS-01321: Oracle High Availability Service failed to retrieve local node name. Details at *string* in *string*.

Cause: Oracle High Availability Service could not retrieve node name.

Action: Contact Oracle Support Services.

CRS-01322: Oracle High Availability Service failed to retrieve maximum group size. Details at *string* in *string*.

Cause: Oracle High Availability Service could not retrieve value for maximum group size.

Action: Contact Oracle Support Services.

CRS-01323: Oracle High Availability Service error while reading cluster active version. Details at *string* in *string*.

Cause: Could not retrieve cluster active version.

Action: Contact Oracle Support Services.

CRS-01324: Server authentication exception encountered, exception text is '*string*'. Details at *string* in *string*.

Cause: Oracle High Availability Service encountered error while authenticating user.

Action: This is an internal error. Contact Oracle Support Services.

CRS-01325: Invalid identity exception encountered, exception text is '*string*'. Details at *string* in *string*.

Cause: Oracle High Availability Service could not verify user identity.

Action: This is an internal error. Contact Oracle Support Services.

CRS-01326: Failed to create message to send to policy engine. Details at *string* in *string*.

Cause: Oracle High Availability Service encountered communication error.

Action: This is an internal error. Contact Oracle Support Services.

CRS-01327: Error during initialization of communication subsystem. Details at *string* in *string*.

Cause: Oracle High Availability Service encountered communication error during initialization.

Action: This is an internal error. Contact Oracle Support Services.

CRS-01328: Error while setting up user interface server. Details at *string* in *string*.

Cause: Oracle High Availability Service encountered communication error.

Action: This is an internal error. Contact Oracle Support Services..

CRS-01329: Error while listening for events. Details at *string* in *string*.

Cause: Oracle High Availability Service encountered communication error.

Action: This is an internal error. Contact Oracle Support Services..

CRS-01330: Oracle High Availability Services aborted due to internal error.

Cause: Fatal Internal Error. Check the Oracle High Availability Service log file to determine the cause.

Action: Determine whether the Oracle High Availability Service gets auto-started.

CRS-01331: Failed to open key '*string*' in OLR. Details at *string* in *string*.

Cause: This is an internal error.

Action: This is an internal error. Contact Oracle Support Services.

CRS-01332: Could not get security attribute for system key '*string*' in OLR. Details at *string* in *string*.

Cause: Encountered error while reading system key attributes in OLR.

Action: This is an internal error. Contact Oracle Support Services.

CRS-01333: Failed to initialize batch handler for OLR. Details at *string* in *string*.

Cause: Could not initialize batch handler for multiwrite in OLR.

Action: This is an internal error. Contact Oracle Support Services.

CRS-01334: Encountered error while setting key value for key '*string*' in OLR. Details at *string* in *string*.

Cause: Encountered an error while executing a batch write in OLR.

Action: This is an internal error. Contact Oracle Support Services.

CRS-01335: Error while executing batch for multi writes in OLR. Details at *string* in *string*.

Cause: Encountered an error while executing a batch write in OLR.

Action: This is an internal error. Contact Oracle Support Services.

CRS-01336: Error enumerating subkeys for key '*string*' in OLR. Details at *string* in *string*.

Cause: Encountered an error while reading subkey values in OLR.

Action: This is an internal error. Contact Oracle Support Services.

CRS-01337: Failed to retrieve the maximum value supported in OLR. Details at *string* in *string*.

Cause: Could not read the maximum value size from registry.

Action: This is an internal error. Contact Oracle Support Services.

CRS-01338: Failed to add a delete key operation for key '*string*' to a batch in OLR. Details at *string* in *string*.

Cause: Encountered internal error while deleting key in OLR.

Action: This is an internal error. Contact Oracle Support Services.

CRS-01339: Oracle High Availability Service aborted due to an unexpected error [*string*]. Details at *string* in *string*.

Cause: Look at the associated error message to fix the underlying issue.

Action: If the problem persists, contact Oracle Support Services.

CRS-01340: Node '*string*' has a pending role change; Oracle High Availability Services needs to be restarted.

Cause: A 'crsctl stop cluster' command was run after a node's role has changed.

Action: Run 'crsctl stop crs' and 'crsctl start crs' on the node for the node role change to take effect.

CRS-01401: EVMD started on node *string*.

Cause: EVMD has started either because of a CRS start, a node reboot, or an EVMD restart.

Action: None required. You can run the 'crsctl check evmd' command to validate the health of EVMD.

CRS-01402: EVMD aborted on node *string*. Error [*string*]. Details in *string*.

Cause: EVMD has aborted due to an internal error. Check the EVMD log file to determine the cause.

Action: Determine whether the EVMD is auto-started and contact Oracle Support Services.

CRS-01403: The Event Management Service terminated on node *string*. Listening port *number* is in use by another application. Details in *string*.

Cause: The Event Management Service has aborted because the configured listening port is being used by another application on this node.

Action: Make the listening port listed above available. Restart the Event Management Service using 'crsctl start crs' or 'crsctl start cluster' command.

CRS-01601: CSSD Reconfiguration complete. Active nodes are *string*.

Cause: A node joined or left the cluster.

Action: None

CRS-01602: CSSD aborted on node *string*. Error [*string*]; details in *string*.

Cause: The CSS daemon aborted on the listed node with the listed return code.

Action: Collect the CSS daemon logs from all nodes and any CSS daemon core files and contact Oracle Support.

CRS-01603: CSSD on node *string* has been shut down.

Cause: The CSS daemon on the listed node was terminated.

Action: None

CRS-01604: CSSD voting file is offline: *string*; details at *string* in *string*.

Cause: The indicated voting file became unusable on the local node either because it was being replaced or because it was not accessible.

Action: 1. No action necessary if the voting file was replaced. 2. If the voting file was not replaced then verify that the filesystem containing the indicated voting file is available on the local node.

CRS-01605: CSSD voting file is online: *string*; details in *string*.

Cause: The CSS daemon has detected a valid configured voting file.

Action: None

CRS-01606: The number of voting files available, *number*, is less than the minimum number of voting files required, *number*, resulting in CSSD termination to ensure data integrity; details at *string* in *string*

Cause: The number of voting files has decreased to a number of files that is insufficient.

Action: Locate previous 1604, 1613, 1614 and 1615 messages and take action as indicated by those messages.

CRS-01607: Node *string* is being evicted in cluster incarnation *number*; details at *string* in *string*.

Cause: The local node has detected that the indicated node is still active, but not able to communicate with this node, so is forcibly removing the indicated node from the cluster.

Action: Collect the CSS daemon logs from all nodes and any CSS daemon core files and contact Oracle Support.

CRS-01608: This node was evicted by node *number*, *string*; details at *string* in *string*.

Cause: The local node was evicted by the indicated node.

Action: Collect the CSS daemon logs from all nodes and any CSS daemon core files and contact Oracle Support.

CRS-01609: This node is unable to communicate with other nodes in the cluster and is going down to preserve cluster integrity; details at *string* in *string*.

Cause: Communication was lost with some nodes of the cluster and this node detected that another sub-cluster was designated to be the surviving sub-cluster. This node went down to preserve data integrity.

Action: Verify all network connections between cluster nodes and repair any problematic connections. If there do not appear to be any network problems, 1. collect the CSS daemon logs, system messages and any CSS daemon core files from all nodes and 2. contact Oracle Support.

CRS-01610: Network communication with node *string* (*number*) missing for 90%% of timeout interval. Removal of this node from cluster in *number.number* seconds

Cause: Did not receive heartbeat messages from the node. This could be due to network problems or failure of the listed node.

Action: Check if the private interconnect network used by cluster is functioning properly, including all the cables, network cards, switches/routers etc. between this node and listed node. Correct any problems discovered.

CRS-01611: Network communication with node *string* (*number*) missing for 75%% of timeout interval. Removal of this node from cluster in *number.number* seconds

Cause: Did not receive heartbeat messages from the node. This could be due to network problems or failure of the listed node.

Action: Check if the private interconnect network used by cluster is functioning properly, including all the cables, network cards, switches/routers etc. between this node and listed node. Correct any problems discovered.

CRS-01612: Network communication with node *string* (*number*) missing for 50%% of timeout interval. Removal of this node from cluster in *number.number* seconds

Cause: Did not receive heartbeat messages from the node. This could be due to network problems or failure of listed node.

Action: Check if the private interconnect network used by cluster is functioning properly, including all the cables, network cards, switches/routers etc. between this node and listed node. Correct any problems discovered.

CRS-01613: No I/O has completed after 90%% of the maximum interval. Voting file *string* will be considered not functional in *number* milliseconds

Cause: Voting device I/O has not completed for a long time. This could be due some error with the device the voting file is on or in some element in the path of the I/O to the device.

Action: Verify that the device is working properly including all elements in the I/O path. The voting file listed will be considered inactive in the number of milliseconds specified. Failure of a majority of devices will result in node reboot.

CRS-01614: No I/O has completed after 75%% of the maximum interval. Voting file *string* will be considered not functional in *number* milliseconds

Cause: Voting device I/O has not completed for a long time. This could be due some error with the device the voting file is on or in some element in the path of the I/O to the device.

Action: Verify that the device is working properly including all elements in the I/O path. The voting file listed will be considered inactive in the number of milliseconds specified. Failure of a majority of devices will result in node reboot.

CRS-01615: No I/O has completed after 50%% of the maximum interval. Voting file *string* will be considered not functional in *number* milliseconds

Cause: Voting device I/O has not completed for a long time. This could be due some error with the device the voting file is on or in some element in the path of the I/O to the device.

Action: Verify that the device is working properly including all elements in the I/O path. The voting file listed will be considered inactive in the number of milliseconds specified. Failure of a majority of devices will result in node reboot.

CRS-01616: The BMC device used for IPMI at IP address *string* is not properly configured for ADMIN access; details at *string* in *string*

Cause: The IPMI BMC is not configured to support the ADMIN access methods required by Oracle Clusterware.

Action: Consult the clusterware admin manual for proper procedures in configuring BMC. Use the BMC configuration tool (ipmitool or ipmiutil) command to check and verify that the current configuration supports either MD5 or password validation for ADMIN access.

CRS-01617: The information required to do node kill for node *string* is incomplete; details at *string* in *string*

Cause: Incomplete config information stored in Cluster Registry for node kill.

Action: Make sure all the information pertaining to the node kill method

CRS-01618: The requested node kill information change could not be validated by node *string*; details at *string* in *string*

Cause: Unable to validate the node kill information for this node.

Action: Additional information can be found in the CRS alert log of the node that performed the validation.

CRS-01619: The node kill information of node *string* could not be validated by this node due to failure in connecting to the IPMI device; details at *string* in *string*

Cause: Unable to validate the node kill information for this node.

Action: Additional information can be found in the CSSD logs.

CRS-01620: The node kill information of node *string* could not be validated by this node due to invalid authorization information; details at *string* in *string*

Cause: Unable to validate the kill information for this node.

Action: Additional information can be found in the CSSD logs.

CRS-01621: The IPMI configuration data for this node stored in the Oracle registry is incomplete; details at *string* in *string*

Cause: All the necessary information such as IPMI username, password and IP address are not present.

Action: Make sure all the information(BMC IPMI username, password and IP address) are present. Use commands 'crsctl set css ipmiaddr' and 'crsctl set css ipmiadmin' for this.

CRS-01622: The IPMI node kill information could not be validated due to inability to connect to the IPMI device at BMC IP address provided *string*; details at *string* in *string*

Cause: Unable to validate the BMC IPMI IP address provided.

Action: Additional information can be found in the CSSD logs.

CRS-01623: The IPMI node kill information of BMC at IP address *string* could not be validated due to invalid authorization information. The BMC username provided is '*string*'; details at *string* in *string*

Cause: Unable to validate the BMC IPMI UserName and password provided.

Action: Additional information can be found in the CSSD logs.

CRS-01624: The requested Node kill information change succeeds vacuously because there is no other node in cluster to validate.

Cause: Unable to validate the credentials because this is the sole node in the cluster.

Action: To complete the validation, shut down the clusterware stack on this node, start another node and restart the stack on this node.

CRS-01625: Node *string*, number *number*, was shut down

Cause: A Clustware stack shutdown command was issued for a node in the cluster and was observed by this node.

Action: None required.

CRS-01626: A Configuration change request completed successfully

Cause: A Configuration change request completed successfully.

Action: None required.

CRS-01627: A Configuration change request failed because another configuration change is in progress; Details at *string* in *string*

Cause: Another configuration change is still in progress.

Action: Wait until the other command completes and reissue the command if necessary. Message 1626 would be printed if the command succeeds.

CRS-01628: A Configuration change request failed because read of existing voting files failed; Details at *string* in *string*

Cause: CSSD was not able to read the lease blocks of a majority of Voting files which is an indication of a problem with the voting files.

Action: Run the command 'crsctl query css votedisk' to get the list of currently working voting files. User may delete problematic voting file or use a different set.

CRS-01629: A Configuration change request failed because write to new voting files failed; Details at *string* in *string*

Cause: A voting file write failed, causing the associated configuration change to fail. This often results from adding a voting file that is not accessible to one or more nodes.

Action: Confirm that voting files added in a configuration change are accessible and writeable from all cluster nodes. If they are, contact Oracle Customer Support.

CRS-01630: A configuration change request failed because not all the new voting files were discovered; Details at *string* in *string*

Cause: One or more of the voting files being added were not discovered. Message 1638 identifies the unique ID(s) of the file(s) that could not be found.

Action: Verify if the discovery string is adequate to discover the new voting files. If not, modify discovery string using command 'crsctl replace discoverystring xxxx'.

CRS-01631: A configuration change request failed because one or more nodes are not a sufficient Clusterware version level; Details at *string* in *string*

Cause: One or more nodes are not a sufficient version level.

Action: Configuration change would not be successful until all nodes are at the latest version. Try after all the nodes are upgraded.

CRS-01632: Node *string* is being removed from the cluster in cluster incarnation *number*

Cause: The local node is removing the indicated node from the cluster because it appears to be dead.

Action: Verify that the node that was removed, or the Oracle Clusterware on that node, was down. The CRS alert log of the node that was removed has information regarding why the node, or clusterware on the node, was no longer active. If the node was still up and Oracle Clusterware still active on that node, collect the CSS daemon logs from all nodes and any CSS daemon core files and contact Oracle Support.

CRS-01633: CSSD failed to register group *string* in vendor clusterware; details at *string* in *string*

Cause: The local node is not able to register the group of vendor clusterware.

Action: Verify that the vendor clusterware is installed and configured correctly.

CRS-01634: CSSD is unable to determine cluster name; details at *string* in *string*

Cause: Name of the cluster cannot be determined from configuration.

Action: Verify that Oracle Clusterware installation was successful.

CRS-01635: CSSD failed to initialize vendor clusterware; details at *string* in *string*

Cause: The local node is not able to attach vendor clusterware.

Action: Verify that the vendor clusterware is installed and configured correctly.

CRS-01636: The CSS daemon was started in exclusive mode but found an active CSS daemon on node *string* and is terminating; details at *string* in *string*

Cause: The CSS daemon was started in exclusive mode, which requires that the clusterware stack is down on all other nodes to ensure data integrity. A CSS daemon was detected on another node, so the CSS daemon on this node is terminating.

Action: Stop the Oracle clusterware stack that is running on the indicated node.

CRS-01637: Unable to locate configured voting file with ID *string*; details at *string* in *string*

Cause: The voting file with unique the ID indicated in the message was not found during the voting file discovery phase of CSS initialization.

Action: Verify that all configured voting files are accessible on this node. Any voting files that are not accessible should be removed and replaced with accessible voting files using the appropriate 'crsctl' commands.

CRS-01638: Unable to locate voting file with ID *string* that is being added to the list of configured voting files; details at *string* in *string*

Cause: The voting file with the unique ID indicated in the message was not found during the voting file discovery phase of CSS initialization. This voting file is in the process of being added to the list of configured voting files.

Action: Verify that all voting files to be added are accessible on this node. Any voting files that are not accessible should be removed and replaced with accessible voting files using the appropriate 'crsctl' commands.

CRS-01639: Rejecting configuration change *number:number* because another configuration change is already in progress; details at *string* in *string*

Cause: A configuration change was requested, but another configuration change is already in progress and only one configuration change may be processed at a time.

Action: Wait for the current configuration change to complete, then resubmit this configuration change.

CRS-01640: Rejecting configuration change *number:number* because one or more new voting files in the new configuration could not be found; details at *string* in *string*

Cause: A configuration change that involved the addition of voting files is being rejected because some of the new voting files were not located.

Action: Verify that the voting file name is correct and that it is accessible on this node, if the voting files are not managed by ASM. Message number 1638 provides greater detail.

CRS-01641: Rejecting configuration change *number:number* because only *number* of the required *number* voting files of the new configuration were located; details at *string* in *string*

Cause: A configuration change that involved a change to the list of voting files is being rejected because a sufficient number of voting files in the new configuration could not be located.

Action: Verify that all voting files in the new configuration are accessible on this node.

CRS-01642: Node *number* is using a different CSS configuration from the one used by this node; this node is terminating to preserve integrity; details at *string* in *string*

Cause: Another node in the cluster is using a different set of CSS configuration values, such as misscount or voting files. Inconsistency can result in data corruption, so this node is terminating to avoid data corruption.

Action: Collect Clusterware alert log and the CSSD log indicated in the message as well as the CSS daemon logs of all other nodes in the cluster and contact Oracle Support Services.

CRS-01643: Failed to format the CSS voting disk *string*

Cause: Problems were encountered attempting to access the voting file.

Action: Verify that the voting file can be accessed, the file exists, has the proper ownership and permissions, etc.

CRS-01644: The initialization of the EXADATA fencing facility failed in start with error *ORA-number*; details at *string* in *string*

Cause: The start of the initialization of the EXADATA fencing facility failed with the error code shown.

Action: See the Action section of the error message shown.

CRS-01645: The initialization of the EXADATA fencing facility failed in completion with error *ORA-number*; details at *string* in *string*

Cause: The completion of the initialization of the EXADATA fencing facility failed with the error code shown.

Action: See the Action section of the error message shown.

CRS-01646: Creation of a EXADATA fence identifier failed with error ORA-*number*; details at *string* in *string*

Cause: An attempt to create an identifier for a fence to an EXADATA device failed with the error code shown.

Action: See the Action section of the error message shown.

CRS-01647: Initialization of a EXADATA fence failed with error ORA-*number*; details at *string* in *string*

Cause: An attempt to initiate a fence to an EXADATA device failed with the error code shown.

Action: See the Action section of the error message shown.

CRS-01648: Completion of queued EXADATA fence requests failed with error ORA-*number*; details at *string* in *string*

Cause: Previously queued fence requests to an EXADATA device failed with the error code shown.

Action: See the Action section of the error message shown.

CRS-01649: An I/O error occurred for voting file: *string*; details at *string* in *string*.

Cause: The listed voting file became inaccessible.

Action: Verify that the filesystem containing the listed voting file is available on the local node.

CRS-01650: Configuration change *number:number* rejected by node *number string*; details at *string* in *string*

Cause: A new configuration change request from this node was not accepted due to another node rejecting the change.

Action: Check the CRS alert log of the node rejecting this configuration change for more details.

CRS-01651: Configuration change *number:number* rejected because it would make the active version of node *number* lower than the current setting *string* of this node; details at *string* in *string*

Cause: A new configuration change request from another node was not accepted because the new Active Version in the request is lower than this node's Active Version.

Action: Ensure that the new Active Version is not lower than the current Active Version of the nodes in the cluster.

CRS-01652: Starting clean up of CRSD resources.

Cause: Clean up of the resources registered in CRSD started.

Action: None

CRS-01653: The clean up of the CRSD resources failed.

Cause: Clean up of the resources registered in CRSD failed.

Action: Check the CRS alert log.

CRS-01654: Clean up of CRSD resources finished successfully.

Cause: Clean up of the resources registered in CRSD finished.

Action: None

CRS-01655: CSSD on node *string* detected a problem and started to shutdown.

Cause: The CSS daemon on the listed node detected a problem and started to shutdown.

Action: Check the CRS alert log.

CRS-01656: The CSS daemon is terminating due to a fatal error; Details at *string* in *string*

Cause: A fatal error occurred during CSS daemon processing.

Action: Check for prior errors logged in the alert log. Correct any errors that can be corrected. If there are no errors shown, or the errors cannot be resolved, contact Oracle support

CRS-01657: Unable to obtain the voting file discovery string; Details at *string* in *string*

Cause: An attempt to obtain the voting file discovery string from the profile failed, causing the CSS daemon to fail.

Action: Collect the Clusterware alert log and the CSSD log of this node as well as all CSS daemon logs of all other nodes in the cluster and contact Oracle Support Services.

CRS-01658: There is a mismatch of the initial cluster incarnation among the cluster nodes; Details at *string* in *string*

Cause: An internal error occurred.

Action: Collect the Clusterware alert log and the CSSD log of this node as well as all CSS daemon logs of all other nodes in the cluster and contact Oracle Support Services.

CRS-01659: An attempt to kill node *string* failed; Details at *string* in *string*

Cause: To protect data integrity a node kill was attempted for the indicated node, but it failed.

Action: Collect the Clusterware alert log and the CSSD log of this node as well as the CSS daemon logs of all other nodes in the cluster and contact Oracle Support Services.

CRS-01660: The CSS daemon shutdown has completed

Cause: A command to shut down the CSS daemon was issued by a user and the shutdown processing is completed. The CSS daemon is terminated.

Action: No action is required.

CRS-01661: The CSS daemon is not responding. Reboot will occur in *number* milliseconds; Details at *string* in *string*

Cause: The CSS daemon is failing to respond.

Action: Collect the Clusterware alert log and the CSSD log of this node as well as the CSS daemon logs of all other nodes in the cluster and contact Oracle Support Services.

CRS-01662: Member kill requested by node *string* for member number *number*, group *string*

Cause: A request to kill a member of the indicated group was issued by a process on the indicated node.

Action: No action is required.

CRS-01663: Member kill issued by PID *string* for *number* members, group *string*. Details at *string* in *string*.

Cause: A member kill request was issued by the indicated process for the members belonging to the indicated group.

Action: No action is required.

CRS-01664: No voting files found; switching node role to 'leaf'.

Cause: A node attempting to start as a Hub node was not able to find a voting file.

Action: No action is required.

CRS-01665: maximum number of cluster Hub nodes reached; the CSS daemon is terminating

Cause: A node attempting to start as a Hub node found the maximum number of Hub nodes already active.

Action: If the configured node role is 'auto', no action is required for the node to restart as a Leaf node. If the configured node role is 'hub', then the configured role must be changed to a Leaf node using 'crsctl set node role leaf' or the Hub size must be increased using 'crsctl set cluster hubsize'.

CRS-01666: no Hub nodes found; switching node role to 'hub'

Cause: A node attempting to start as a Leaf node was unable to locate any Hub nodes.

Action: No action is required.

CRS-01667: node *string* not allowed to join because the maximum number of Hub nodes has been reached

Cause: A node attempting to start as a Hub node found the maximum number of Hub nodes already active.

Action: No action is required.

CRS-01668: operation is not allowed on a Leaf node\n

Cause: An unsupported operation was requested on a Leaf node.

Action: Retry this operation on a Hub node.

CRS-01669: The number of voting files available *number* is less than the minimum number of voting files required *number*.

Cause: The number of voting files has decreased to a number of files that is insufficient.

Action: Look in the alert log for related messages such as 1714, 1604, 1613, 1614 and 1615 and act accordingly.

CRS-01670: Leaf node could not find any Hub nodes to connect to; details at *string* in *string*

Cause: A Leaf node attempted to join the cluster but could not find a Hub node to which to connect.

Action: Verify that the clusterware stack is up and running on at least one Hub node and, if not, start the stack on one or more Hub nodes. Verify that the Grid Naming Service (GNS) resource is active on a Hub node. If not, start it on at least one node. Check if the network connectivity is viable to all Hub nodes that have the clusterware stack running. If the Leaf node startup has exhausted its retry attempts, it may be necessary to start the clusterware stack manually on the Leaf node. Contact Oracle Support Services if all of the above is verified and the Leaf node is not able to find any Hub nodes to which to connect.

CRS-01671: The value for parameter *string* is outside the allowed range of *number* to *number*\n

Cause: An attempt was made to set a parameter with invalid value.

Action: Set the parameter with a value in the indicated range.

CRS-01672: The number of voting files currently available *number* has fallen to the minimum number of voting files required *number*. Further reduction in voting files will result in eviction and loss of functionality

Cause: The Cluster Synchronization Service daemon (CSSD) has detected that the number of voting files currently available is equal to the minimum number of voting files required on the node. There is risk of node eviction in the case of another voting disk failure.

Action: Restore access to voting files or configure additional voting disks so that the number of voting files currently available is more than the minimum number of voting files required.

CRS-01701: Initialization of the required component GIPC failed; details at *string* in *string*

Cause: The initialization of the communications component GIPC failed, causing the CSSD startup to fail.

Action: Collect alert log and the CSSD log indicated in the message and contact Oracle Support Services.

CRS-01702: Initialization of the required component OLR failed; details at *string* in *string*

Cause: The initialization of the local repository component OLR failed, causing the CSSD startup to fail.

Action: Collect clusterware alert log and daemon logs and contact Oracle Support Services.

CRS-01703: Initialization of the required component GPNP failed because the GPNP server daemon is not up; details at *string* in *string*

Cause: The initialization of the configuration profile service failed because the associated server is not up, causing the CSSD startup to fail.

Action: Collect clusterware alert log and daemon logs and contact Oracle Support Services.

CRS-01704: Initialization of the required component *string* failed; details at *string* in *string*

Cause: The initialization of a component required by the CSS daemon failed, causing the CSSD startup to fail

Action: Collect clusterware alert log and daemon logs and contact Oracle Support Services.

CRS-01705: Found *number* configured voting files but *number* voting files are required, terminating to ensure data integrity; details at *string* in *string*

Cause: The voting file discovery was unable to locate a sufficient number of valid voting files to guarantee data integrity and is terminating to avoid potential data corruption.

Action: Delete the voting files that are no longer available, as indicated by message number 1637, using appropriate 'crsctl' commands, run either on another node where the clusterware stack is active, or by starting the clusterware stack in exclusive mode.

CRS-01706: Found *number* of *number* voting files in a pending configuration change but *number* voting files are required, terminating to ensure data integrity; details at *string* in *string*

Cause: The voting file discovery was unable to locate a sufficient number of voting files from the new configuration when a configuration change to add or delete voting files is in progress. The CSS daemon is terminating to avoid potential data corruption.

Action: Delete the voting files that are no longer available, as indicated by message number 1638, using appropriate 'crsctl' commands, run either on another node where the clusterware stack is active, or by starting the clusterware stack in exclusive mode.

CRS-01707: Lease acquisition for node *string* number *number* completed

Cause: CSSD acquired a node number through a lease acquisition procedure.

Action: None

CRS-01708: Lease acquisition failed for node *string* because all lease slots are in use; Details at *string* in *string*

Cause: The node failed to acquire a lease because all the lease slots were found to be occupied by other nodes.

Action: Using olsnodes command get the list of leased nodes. Delete the unused nodes using appropriate crsctl command.

CRS-01709: Lease acquisition failed for node *string* because no voting file has been configured; Details at *string* in *string*

Cause: At least one voting file is required for CSSD to function properly. No voting files have been configured.

Action: Add at lease one voting file using appropriate crsctl command.

CRS-01710: Lease acquisition failed for node *string* because CSSD failed to access majority of voting files; Details at *string* in *string*

Cause: A majority of the voting files are not accessible by a node.

Action: Delete the voting files that are no longer available, as indicated by message number 1637, using appropriate 'crsctl' commands, run either on another node where the Clusterware stack is active, or by starting the Clusterware stack in exclusive mode.

CRS-01711: Increasing the number of leases available for new nodes from *number* to *number*

Cause: All the currently available leases are being used. Hence the number of leases available are increased.

Action: None

CRS-01712: Failed to save the node number acquired for node *string*; Details at *string* in *string*

Cause: CSSD failed to save the node number acquired during startup. The node number is saved to speed up the subsequent startup. Hence this is not a real problem but just a performance degradation on the next startup.

Action: Collect Clusterware alert log, CSSD logs and OHASD logs indicated in the message and contact Oracle Support Services.

CRS-01713: CSSD daemon is started in *string* mode

Cause: CSSD has been started on the node.

Action: None

CRS-01714: Unable to discover any voting files, retrying discovery in *number* seconds; Details at *string* in *string*

Cause: No voting files were discovered. Possible reasons include: - The filesystems the voting files are on are not available - The voting files have been deleted - The voting files are corrupted

Action: Verify that the filesystems that the voting files are on are active and that the voting files have not been damaged. If necessary, start the clusterware stack in exclusive mode using 'crsctl start crs -excl' and add voting files using 'crsctl replace votedisk'

CRS-01715: A failure occurred in the CSS daemon during initialization; Details at *string* in *string*

Cause: A fatal error occurred during the initialization of the CSS daemon.

Action: Check for prior errors logged in the alert log. Correct any errors that can be corrected. If there are no errors shown, or the errors cannot be resolved, contact Oracle Support Services

CRS-01716: The CSS daemon cannot join the cluster because the software version *string* is lower than the active version *string*; Details at *string* in *string*

Cause: The cluster has been upgraded to the active version indicated. in the message, but this node is at a lower software version, as indicated in the message.

Action: Upgrade this node to the active version indicated in the message

CRS-01717: The CSS daemon has detected a voting file add during startup and is waiting for the add to complete; Details at *string* in *string*

Cause: A voting file add started on another node is in progress while this CSS daemon is starting. To avoid the potential for data corruption, the CSS daemon on this node must wait for the add to complete.

Action: This is normally a temporary condition that is automatically resolved. If the clusterware stack cannot start on any node, this condition may be corrected by starting the clusterware stack in exclusive mode using 'crsctl start crs -excl' followed by 'crsctl stop crs' on one node. This will automatically correct the condition and the clusterware can be started normally on all nodes.

CRS-01718: The CSS daemon is unable to continue due to a failure in required component *string*.

Cause: A component required by the Cluster Synchronization Service (CSS) daemon has failed. The CSS daemon is unable to continue and is failing.

Action: See the alert log for more detailed messages indicating the nature of the problem and the location of additional information regarding this error.

CRS-01719: Cluster Synchronization Service daemon (CSSD) *string* not scheduled for *number* msecs.

Cause: Excessive system load has prevented threads in the Cluster Synchronization Service daemon (CSSD) from being scheduled for execution for the time indicated in the message. This indicates the system is overloaded.

Action: Take steps to reduce the system load or increase system resources to handle the load.

CRS-01720: Cluster Synchronization Services daemon (CSSD) is ready for operation.

Cause: Cluster Synchronization Services daemon (CSSD) is fully initialized and functional. CSSD group membership services has started. Services dependent on CSSD can start using cluster synchronization services.

Action: None

CRS-01721: Cluster Synchronization Service daemon (CSSD) was unable to complete initialization for fence type *string*.

Cause: The Cluster Synchronization Service daemon (CSSD) failed to complete initialization for the indicated fence type, most likely because of a failure in the associated support entity. The entities CSSD depends on are ASM, DISKMON. Messages in the alert log from DISKMON or ASM may supply additional details.

Action: Contact Oracle Support Services.

CRS-01722: Cluster Synchronization Service daemon encountered an internal error.

Cause: CSSD failed due to an internal error.

Action: Contact Oracle Support Services.

CRS-01723: Cluster Synchronization Services daemon (CSSD) exited because it failed to spawn thread *string*.

Cause: Cluster Synchronization Services failed to spawn the indicated critical thread due to an operating system error. The accompanying message provides additional details on failed system call.

Action: Contact Oracle Support Services.

CRS-01724: CSSD agent failed to spawn CSSD process

Cause: The Cluster Synchronization Services daemon could not be started because the operating system failed to spawn the process.

Action: Contact Oracle Support Services.

CRS-01725: Encountered operating system error '*string*' while performing operation '*string*'.

Cause: The operating system encountered an error for the indicated operation.

Action: Contact Oracle Support Services.

CRS-01726: Process failed to run in real-time priority. Details at *string* in *string*.

Cause: CSSD, CSSDMONITOR or CSSDAGENT failed to set real-time priority.

Action: Contact Oracle Support Services.

CRS-01727: Network communication between this node '*string*' (*number*) and node '*string*' (*number*) re-established. Node removal no longer imminent.

Cause: None.

Action: None

CRS-01728: The majority of voting files are accessible on *number* sites, however *number* sites are required, terminating to ensure data integrity; details at *string* in *string*

Cause: A check on voting file accessibility prompted by a voting file management operation, periodic voting file access or lease acquisition determined that a majority of voting files on a majority of sites were not accessible by the local node.

Action: Delete the voting files that are no longer available, as indicated by message CRS-01637, using the appropriate 'crsctl' commands. Run the crsctl command either on another node where the clusterware stack is active, or by starting the clusterware stack in exclusive mode.

CRS-01801: Cluster *string* configured with nodes *string*.

Cause: None.

Action: None

CRS-01802: Node *string* added to cluster.

Cause: None.

Action: None

CRS-01803: Node *string* deleted from cluster.

Cause: None.

Action: None

CRS-01804: Node *string* upgraded to version *string*.

Cause: None.

Action: None

CRS-01805: Unable to connect to the CSS daemon, return code *number*

Cause: Could not initialize the CSS connection.

Action: Verify that the CSS daemon is running and restart it if it is not up. Retry the operation.

CRS-01806: An error occurred when obtaining the node number of this host, return code *number*

Cause: The request for node number of this node failed.

Action: Verify that the CSS daemon is running and restart it if not. Retry the operation that failed after restart. Look for error messages from the CSS daemon in the alert log indicating any problems.

CRS-01807: An internal cluster configuration command failed in an OCR/OLR operation. Details at *string* in *string*.

Cause: This is an internal error.

Action: Contact Oracle Support Services.

CRS-01808: Node-specific configuration for node *string* in Oracle Local Registry was upgraded to version *string*.

Cause: None.

Action: None

CRS-01809: The cluster configuration command failed to open OCR or OLR key *string*. Details at *string* in *string*.

Cause: An expected or required piece of configuration is missing from the cluster or local registry.

Action: Use the ocrcheck utility to detect errors, and the ocrdump utility to review the registry contents. If problems exist, the registry may need to be recovered or restored. If the problem persists, contact Oracle Support Services.

CRS-01810: Node-specific configuration for node *string* in Oracle Local Registry was patched to patch level *number*.

Cause: None.

Action: None

CRS-01811: Node *string* patched to patch level *number*.

Cause: None.

Action: None

CRS-01901: CRS service setting (*string*) is changed from [*string*] to [*string*].

Cause: None.

Action: None

CRS-02001: memory allocation error when initiating the connection

Cause: failed to allocate memory for the connection with the target process.

Action: None

CRS-02002: connection by user *string* to *string* refused

Cause: User command cannot connect to the target process.

Action: The user may not have sufficient privilege to connect.

CRS-02003: error *number* encountered when connecting to *string*

Cause: Connection to the target process failed.

Action: Examine whether the connection is made properly. Retry again at a later time if necessary.

CRS-02004: error *number* encountered when sending messages to *string*

Cause: User command cannot communicate with the target process properly.

Action: Retry again at a later time.

CRS-02005: timed out when waiting for response from *string*

Cause: the target process does not return acknowledgment in time.

Action: Retry again at a later time.

CRS-02006: error *number* encountered when receiving messages from *string*

Cause: no meta or response message was received from the target process.

Action: Retry again at a later time.

CRS-02007: invalid component key name *<string>* used

Cause: the given component key name could not be recognized.

Action: re-run the command with a valid component key name.

CRS-02008: invalid message type *<number>* used

Cause: an unrecognized message type was sent.

Action: Retry with a valid command again.

CRS-02009: unable to get authentication for user *string*

Cause: current user was not authenticated for connection.

Action: Log in as another user and try again.

CRS-02010: invalid response message from *string*

Cause: Response message has incorrect format.

Action: Retry again at a later time.

CRS-02011: no response at index *number* in response message from *string*

Cause: Response message did not contain a response at the specified index.

Action: If this is an unexpected result, retry again at a later time.

CRS-02012: syntax error in command

Cause: The command syntax is not valid.

Action: Issue 'crsctl debug -h' to see command syntax details. Watch out for ',' vs. ';'.

CRS-02013: user *string* does not have the required privileges

Cause: An attempt to make a diagnostic connection to a Clusterware daemon failed because the user does not have required privileges.

Action: Use system tools to identify the user of the specified daemon process. Log on as the same user as the specified daemon process and try again.

CRS-02101: The OLR was formatted using version *number*.

Cause: Successfully formatted the OLR location(s).

Action: None

CRS-02102: The OLR was restored from file *string*.

Cause: The OLR was successfully restored from a backup file as requested by the user.

Action: None

CRS-02103: The OLR format was downgraded to version *number*.

Cause: The OLR was successfully downgraded to an earlier block format as requested by the user.

Action: None

CRS-02104: The OLR was imported from *string*.

Cause: Successfully imported the OLR contents from a file.

Action: None

CRS-02105: The OLR upgrade was completed. Version has changed from *number* to *number*. Details in *string*.

Cause: The OLR was successfully upgraded to a newer block format.

Action: None

CRS-02106: The OLR location *string* is inaccessible. Details in *string*.

Cause: An error occurred while accessing the OLR.

Action: Use the "ocrcheck -local" command to validate the accessibility of the device and its block integrity. Check that the OLR location in question has the correct permissions.

CRS-02112: The OLR service started on node *string*.

Cause: The OLR was successfully started.

Action: None

CRS-02114: Failed to import Oracle Local Registry from file *string*

Cause: Unable to read data from the import file and import to the local registry

Action: Check availability of the local registry and the details of the failure from the log file

CRS-02120: The Oracle Local Registry has invalid contents. Details at *string* in *string*.

Cause: Some of the Oracle Local Registry contents were invalid.

Action: Check the log file indicated in the message for more details. Use the 'ocrcheck -local' command to detect errors, and the 'ocrdump -local' command to review the registry contents. If problems exist, the registry may need to be recovered or restored. If the problem persists, contact Oracle Support Services.

CRS-02130: The Oracle Local Registry backup file *string* could not be validated. Details at *string* in *string*.

Cause: The indicated Oracle Local Registry (OLR) backup file could not be validated due to validation process not starting or failing to run the validation check.

Action: Re-attempt to backup the Oracle Local Registry (OLR). If the problem persists, contact Oracle Support Services.

CRS-02301: GPnP: *string*

Cause: This conveys a message from the GPnP layer to the alert log.

Action: Look up the imbedded message and respond accordingly.

CRS-02302: Cannot get GPnP profile. Error *string* (*string*).

Cause: Get GPnP profile operation failed.

Action: n/a

CRS-02303: GPNPD is not running on local node.

Cause: GPNPD is not running on local node. GPnP request cannot be completed.

Action: Make sure GPNPD is running and retry the operation.

CRS-02304: GPnP profile signature verification failed. *string* request aborted.

Cause: GPnP profile used in GPnP request or request result does not have a valid signature.

Action: If error persists, contact Oracle Support Services.

CRS-02305: GPnP resource discovery (MDNSD) is not running on local node.

Cause: GPnP resource discovery failed.

Action: Make sure resource discovery service (MDNSD) runs on local node.

CRS-02306: GPnP service on host "*string*" not found.

Cause: Remote GPnP service on requested host were not found in resource discovery results.

Action: Make sure host is up, clusterware GPnP services (MDNSD and GPNPD) are up and running and network connection is operational.

CRS-02307: No GPnP services on requested remote hosts.

Cause: GPnP failed to find operational GPnP service on remote host(s).

Action: Make sure GPnP services (MDNSD and GPNPD) are up and running on remote hosts, and network connection is operational.

CRS-02310: Failed to initialize security facility.

Cause: Error occurred while initializing GPnP security component.

Action: If the problem persists, contact Oracle Support Services.

CRS-02311: Failed to initialize Resource Discovery. RD error: *string*. Make sure RD providers installed properly.

Cause: Error occurred while initializing GPnP Resource Discovery (RD).

Action: If the problem persists, contact Oracle Support Services.

CRS-02312: Failed to initialize XML Developer's Kit (XDK). XDK error *string*.

Cause: Error occurred while initializing XML Developer's Kit component (XDK).

Action: If the problem persists, contact Oracle Support Services.

CRS-02313: Failed to initialize GIPC communication layer. GIPC error: *string*.

Cause: Error occurred while initializing GIPC communication layer.

Action: If the problem persists, contact Oracle Support Services.

CRS-02314: Cannot initialize locking subsystem.

Cause: Error occurred while initializing locking subsystem.

Action: If the problem persists, contact Oracle Support Services.

CRS-02315: Failed to initialize GPnP certkey providers.

Cause: GPnP certkey provider(s) data was not found or corrupt.

Action: If the problem persists, contact Oracle Support Services.

CRS-02316: Cannot initialize GPnP, *string* (*string*).

Cause: General GPnP initialization failure.

Action: If the problem persists, contact Oracle Support Services.

CRS-02317: Cannot get local GPnP security keys (wallet).

Cause: GPnP wallet(s) directory or files were not found or corrupt.

Action: If the problem persists, contact Oracle Support Services.

CRS-02318: GPNPD is not found.

Cause: Local GPnP service is not found.

Action: Make sure GPNPD is running.

CRS-02319: No cluster name found in GPnP profile.

Cause: Profile is invalid - it must specify a mandatory clustername parameter.

Action: Contact Oracle Support Services.

CRS-02320: No sequence number found in GPnP profile.

Cause: Profile is invalid - it must specify a mandatory profile sequence parameter.

Action: Contact Oracle Support Services.

CRS-02321: Flex Cluster mode configuration not found in Grid Plug and Play (GPnP) profile.

Cause: The Profile did not have Flex Cluster mode configuration and could not be used to bring up the stack in Flex Cluster mode.

Action: Contact Oracle Support Services.

CRS-02322: Cannot get local GPnP profile. Error initializing GPnP profile cache providers.

Cause: Local GPnP setup was invalid.

Action: Contact Oracle Support Services.

CRS-02323: Error initializing one of the GPnP profile cache providers.

Cause: Local GPnP setup was invalid.

Action: Contact Oracle Support Services.

CRS-02324: Errors occurred while trying to push GPnP profile.

Cause: GPnP profile update partially failed.

Action: Try to repeat the update. If the problem persists, contact Oracle Support Services.

CRS-02325: Unable to get GPnP profile from requested cluster nodes.

Cause: Get GPnP profile from remote nodes failed.

Action: Try to repeat the update. If the problem persists, contact Oracle Support Services.

CRS-02326: GPnP profile is different across cluster nodes. *string*.

Cause: GPnP profile was different across cluster nodes.

Action: Try to repeat the update. If the problem persists, contact Oracle Support Services.

CRS-02327: GPNPD already running on node *string*. Terminating.

Cause: GPnP service instance was already running on node.

Action: Bring down existing GPNPD instance first.

CRS-02328: GPNPD started on node *string*.

Cause: GPnP service started on node.

Action: None

CRS-02329: GPNPD on node *string* shut down.

Cause: GPnP service was shut down by request.

Action: None

CRS-02330: GPNPD failed to start listening for GPnP peers.

Cause: GPnP service failed to open server endpoint.

Action: Check GPNPD logs for the cause. If the problem persists, contact Oracle Support Services.

CRS-02331: Error getting GPnP profile from "*string*".

Cause: Get remote GPnP profile from remote node operation failed.

Action: Retry request. If the problem persists, contact Oracle Support Services.

CRS-02332: Error pushing GPnP profile to "*string*".

Cause: Push GPnP profile to remote node operation failed.

Action: Retry request. If the problem persists, contact Oracle Support Services.

CRS-02333: Could not write GPnP profile to local cache.

Cause: GPMPD service cannot save GPnP profile to local cache.

Action: Make sure there is at least 10MB of free disk space in Clusterware home. If the problem persists, contact Oracle Support Services.

CRS-02334: Could not delete pending GPnP profile from local cache.

Cause: GPMPD service cannot delete GPnP profile from local cache.

Action: If the problem persists, contact Oracle Support Services.

CRS-02335: Could not write pending GPnP profile to local cache.

Cause: GPMPD service cannot save GPnP profile to local cache.

Action: Make sure there is at least 10MB of free disk space in Clusterware home. If the problem persists, contact Oracle Support Services.

CRS-02336: GPMPD failed get local GPnP profile and cannot continue. Check gnpd/gnp client logs.

Cause: GPnP service cannot find a profile in local cache, and cannot continue.

Action: Contact Oracle Support Services.

CRS-02339: GPMPD advertisement with *string* failed. This may block some cluster configuration changes. Advertisement attempts will continue.

Cause: Grid Plug and Play Daemon (GPMPD) failed to advertise itself with a specified service (for example, Multicast Domain Name Service Daemon (MDNSD) or Oracle Grid Naming Service (GNS)). Advertisement attempts will continue at regular intervals, and alerts will periodically be issued.

Action: Make sure the specified service is running and wait for the success message CRS-2337 before changing the cluster configuration.

CRS-02340: Errors occurred while processing received gnp message.

Cause: Invalid GPnP message received.

Action: Check gnp client and GPMPD logs for details. If the problem persists, contact Oracle Support Services.

CRS-02341: GPMPD on node *string* shutting down on signal *number*.

Cause: GPnP service shutting down due to received signal.

Action: Contact your cluster administrator.

CRS-02342: GPnP messaging received error : *string* (*string*).

Cause: GPnP message error received.

Action: If the problem persists, contact Oracle Support Services.

CRS-02401: The Cluster Time Synchronization Service started on host *string*.

Cause: The Cluster Time Synchronization Service successfully started on the listed node.

Action: None

CRS-02402: The Cluster Time Synchronization Service aborted on host *string*. Details at *string* in *string*.

Cause: The Cluster Time Synchronization Service aborted due to an internal error. Check the Cluster Time Synchronization Service log file to determine the cause.

Action: Determine whether the Cluster Time Synchronization Service has auto-started.

CRS-02403: The Cluster Time Synchronization Service on host *string* is in observer mode.

Cause: The Cluster Time Synchronization Service detected an active vendor time synchronization service on at least one node in the cluster.

Action: Oracle Clusterware requires a time synchronization service in active mode. Oracle Clusterware will work with a vendor service or the Cluster Time Synchronization Service. If you want to change the Cluster Time Synchronization Service to active mode, stop and deconfigure the vendor time synchronization service on all nodes.

CRS-02404: The Cluster Time Synchronization Service detects that the local time is significantly different from the mean cluster time. Details in *string*.

Cause: The difference between the local time and the time on the reference node was too much to be corrected.

Action: Shutdown the Oracle Clusterware on the local node. Adjust the clock via native platform or OS methods. Restart the Oracle Clusterware on the local node.

CRS-02405: The Cluster Time Synchronization Service on host *string* is shutdown by user

Cause: The Cluster Time Synchronization Service on listed node was terminated by a user.

Action: None

CRS-02406: The Cluster Time Synchronization Service timed out on host *string*. Details in *string*.

Cause: A Cluster Time Synchronization Service action failed. The information from the reference node was discarded.

Action: Verify all network connections between cluster nodes and repair any problematic connections. If no network problems are found, 1. Run diagcollection.pl. 2. Contact Oracle Support Services.

CRS-02407: The new Cluster Time Synchronization Service reference node is host *string*.

Cause: A new Cluster Time Synchronization Service reference node has been elected.

Action: None

CRS-02408: The clock on host *string* has been updated by the Cluster Time Synchronization Service to be synchronous with the mean cluster time.

Cause: The clock was updated to be in sync with the mean cluster time.

Action: None

CRS-02409: The clock on host *string* differs from mean cluster time by *number* microseconds. No action has been taken because the Cluster Time Synchronization Service is running in observer mode.

Cause: The system clock on the indicated host differed from the mean cluster time by more than 1000 microseconds. No action was taken because the Cluster Time Synchronization Service was running in observer mode.

Action: Verify correct operation of the vendor time synchronization service on the node.

CRS-02410: The Cluster Time Synchronization Service on host *string* is in active mode.

Cause: The Cluster Time Synchronization Service did not detect an active vendor time synchronization service on any node in the cluster.

Action: None. If a vendor time synchronization service is preferred to the Cluster Time Synchronization Service, then configure and start the vendor time synchronization service on all nodes to change the Cluster Time Synchronization Service to observer mode.

CRS-02411: The Cluster Time Synchronization Service will take a long time to perform time synchronization as local time is significantly different from mean cluster time. Details in *string*.

Cause: The difference between the local time and the time on the reference node was too much to be synchronized in a short period.

Action: (Optional) Shutdown and restart the Oracle Clusterware on this node to instantaneously synchronize the time with the reference node.

CRS-02412: The Cluster Time Synchronization Service detects that the local time is significantly different from the mean cluster time. Details in *string*.

Cause: The difference between the local time and the time on the reference node was too large. No action has been taken as the Cluster Time Synchronization Service was running in observer mode.

Action: Verify correct operation of the vendor time synchronization service on the node. Alternatively, if you want to change the Cluster Time Synchronization Service to active mode, stop and deconfigure the vendor time synchronization service on all nodes.

CRS-02413: The Cluster Time Synchronization Service is unable to perform step time synchronization due to high network latency with the reference node. The local time is not significantly different from the mean cluster time. The Cluster Time Synchronization Service is entering slew time synchronization mode.

Cause: The Cluster Time Synchronization Service experienced high network latency. The local time was not significantly different from the mean cluster time; therefore, the Cluster Time Synchronization Service will maintain the system time with slew time synchronization.

Action: Determine the root cause of high network latency, and perform appropriate repair if necessary.

CRS-02414: The Cluster Time Synchronization Service is unable to perform step time synchronization due to high network latency with the reference node. The local time is significantly different from the mean cluster time. The Cluster Time Synchronization Service is aborting.

Cause: The Cluster Time Synchronization Service experienced high network latency. The local time was significantly different from the mean cluster time; therefore, the Cluster Time Synchronization Service is aborting.

Action: Shut down the Oracle Clusterware on the local node. Determine the root cause of high network latency. Perform appropriate repair if necessary, then restart the Oracle Clusterware on the local node.

CRS-02415: Resource '*string*' cannot be registered because its owner '*string*' is not the same as the Oracle Restart user '*string*'.

Cause: The resource indicated in the message could not be registered because it was owned by a user other than the Oracle Restart user.

Action: Resubmit as the Oracle Restart user.

CRS-02416: The Cluster Time Synchronization Service is in observer mode.

Cause: The Cluster Time Synchronization Service detected an active vendor time synchronization service on at least one node in the cluster.

Action: Oracle Clusterware requires a time synchronization service in active mode. Oracle Clusterware will work with a vendor service or the Cluster Time Synchronization Service. If you want to change the Cluster Time Synchronization Service to active mode, stop and deconfigure the vendor time synchronization service on all nodes.

CRS-02417: The Cluster Time Synchronization Service is in active mode.

Cause: The Cluster Time Synchronization Service did not detect an active vendor time synchronization service on any node in the cluster.

Action: None. If a vendor time synchronization service is preferred to the Cluster Time Synchronization Service, then configure and start the vendor time synchronization service on all nodes to change the Cluster Time Synchronization Service to observer mode.

CRS-02500: Cannot stop resource '*string*' as it is not running

Cause: A request to stop a resource that is not running was received.

Action: Check the current state of the resource, it should no longer be running.

CRS-02501: Resource '*string*' is disabled

Cause: The resource is currently disabled and so may not be operated on.

Action: Enable the resource and re-submit your request.

CRS-02502: Resource '*string*' has dependency error because of resource '*string*'

Cause: The attempted operation has failed because of a dependency on the specified resource.

Action: Ensure that the intended operation is still desired. If so, the specified resource and its state need to be evaluated to decide on the corrective action.

CRS-02503: Resource '*string*' is in UNKNOWN state and must be stopped first

Cause: The resource cannot be acted upon when it is in the UNKNOWN state.

Action: Stop the resource manually, make sure it is OFFLINE, and then re-submit the request.

CRS-02504: Resource '*string*' cannot be placed on any online servers that satisfy its placement policy

Cause: The resource cannot be placed because of the constraints imposed by its placement policy.

Action: Either change the placement policy of the resource or re-evaluate the request.

CRS-02505: Another operation is being performed on '*string*'. Retry later

Cause: Another operation is being performed on the specified object.

Action: Typically, waiting and retrying or using a way to queue the request are the two choices to proceed.

CRS-02506: Operation on '*string*' has been cancelled

Cause: A scheduled or running operation has been cancelled.

Action: None

CRS-02507: Unsupported modifier '*string*' in dependency '*string*'

Cause: The modifier is not a valid one.

Action: Check the specification of the dependency, fix the problem indicated, and resubmit the request.

CRS-02508: Incomplete specification of dependency '*string*'

Cause: The specification does not have the dependent object specified.

Action: Check the specification of the dependency, fix the problem indicated, and resubmit the request.

CRS-02509: Resource type '*string*' used in dependency '*string*' does not exist or is not registered.

Cause: The resource type referenced by the dependency specification is not found.

Action: Check the specification of the dependency, fix the problem indicated, and resubmit the request.

CRS-02510: Resource '*string*' used in dependency '*string*' does not exist or is not registered.

Cause: The resource referenced by the dependency specification is not found.

Action: Check the specification of the dependency, fix the problem indicated, and resubmit the request.

CRS-02511: Attribute '*string*' cannot be specified on per-X basis for resource '*string*'

Cause: The specified attribute is specified on per-X basis, which is not allowed for this attribute.

Action: Remove the specification.

CRS-02512: Attribute format for '*string*' is invalid in resource '*string*'

Cause: The specification does not follow valid format.

Action: Correct the specification and re-submit the request.

CRS-02513: Attribute format for '*string*' is invalid

Cause: The specification does not follow valid format.

Action: Correct the specification and re-submit the request.

CRS-02514: Dependency attribute specification '*string*' is invalid in resource '*string*'

Cause: The specification of relations does not follow valid format.

Action: Correct the specification and re-submit the request.

CRS-02515: Circular dependency found for resource '*string*'

Cause: The resource dependency specification has a circular dependency.

Action: Circular dependencies are disallowed. Change the profile and re-submit.

CRS-02516: Server pool is not specified for resource '*string*'

Cause: The resource profile does not have server pool specified.

Action: Either specify a an existing server pool or HOSTING_MEMBERS in the profile and re-submit the request.

CRS-02517: Required attribute '*string*' is not specified for resource '*string*'

Cause: A required attribute is missing from the resource profile.

Action: Add the attribute to the profile and re-submit the request.

CRS-02519: Either '*string*' or '*string*' must be specified when '*string*' is '*string*'

Cause: Neither or both of the parameters was specified.

Action: Specify exactly one of the two and re-submit.

CRS-02520: Invalid value '*string*' for attribute '*string*'

Cause: The value specified for the attribute is inappropriate or invalid.

Action: Review the value, correct the problem and re-submit the request.

CRS-02521: Read-only attribute '*string*' cannot be modified

Cause: An attempt was made to modify a read-only attribute.

Action: None

CRS-02522: No value is specified

Cause: There is nothing specified for the value.

Action: Provide a valid value.

CRS-02523: Invalid characters are used when specifying the value

Cause: 1 or more characters used to specify a value are inappropriate.

Action: Provide a valid value.

CRS-02524: Value specification may only contain

'*string*'/'*string*'/'*string*'/'*string*'/'*string*'/'*string*'

Cause: The value specified is not any of the allowed.

Action: The value must be one of the allowed ones, as specified. Provide a valid one.

CRS-02525: All instances of the resource '*string*' are already running; relocate is not allowed because the force option was not specified

Cause: All instances of the resource are running and the start request does not have the force option specified.

Action: Either specify the force option or re-evaluate the need for the request.

CRS-02526: There are no available instances of resource '*string*' to start on '*string*'

Cause: All instances of the resource are already running or otherwise unavailable to be started on the specified server.

Action: Create more instances or re-evaluate the need for the request.

CRS-02527: Unable to start '*string*' because it has a '*string*' dependency on '*string*'

Cause: Start/relocate of the resource is impossible because it has a dependency on another entity which prevents it from being able to start.

Action: This message will usually be coupled with another one that details the nature of the problem with the other resource. Follow up on the action recommended for that message.

CRS-02528: Unable to place an instance of '*string*' as all possible servers are occupied by the resource

Cause: Out of possible servers to place the resource on, all already host an instance of the resource.

Action: You need to add more servers or change the resource placement parameters to allow placement on additional servers.

CRS-02529: Unable to act on '*string*' because that would require stopping or relocating '*string*', but the force option was not specified

Cause: Acting on the resource requires stopping or relocating other resources, which requires that force option be specified, and it is not.

Action: Re-evaluate the request and if it makes sense, set the force option and re-submit.

CRS-02530: Unable to stop '*string*' because '*string*' has a stop-time '*string*' dependency on it

Cause: Stopping the resource is impossible because it has a dependency on another resource and there is a problem with that other resource.

Action: This message will usually be coupled with another one that details the nature of the problem with the other resource. Follow up on the action recommended for that message.

CRS-02531: Internal error while operating on '*string*'

Cause: General-purpose message for highly unexpected internal errors.

Action: This message will usually be preceded by another one with a more specific problem description. Contact Oracle Support Services.

CRS-02532: OCR write failed for '*string*'

Cause: Unknown, but would usually imply corruption or unavailability of the OCR or a lack of permissions to update keys or a software defect in the OCR code.

Action: Validate that OCR is accessible, validate that key permissions match. Contact Oracle Support Services.

CRS-02533: Server '*string*' is down. Unable to perform the operation on '*string*'

Cause: The server is down and therefore the operation cannot be performed.

Action: Try using a different server.

CRS-02534: Resource type '*string*' is not registered

Cause: The specified resource type is not registered.

Action: Re-evaluate the request.

CRS-02535: Resource type '*string*' does not have attribute '*string*' and thus it cannot be updated

Cause: An non-existing attribute cannot be modified.

Action: Re-evaluate the request.

CRS-02536: Required attribute '*string*' is not specified for '*string*'

Cause: A required attribute is missing from the entity's profile.

Action: Add the attribute to the profile and re-submit the request.

CRS-02537: Resource type '*string*' cannot be extended directly; use its extensions instead

Cause: The type cannot be extended.

Action: Use a type that extends this one.

CRS-02538: Value for attribute '*string*' is of incorrect type (string is expected)

Cause: The type of the value is not correct.

Action: Re-submit the request with the value specified in proper type.

CRS-02539: A resource with the name '*string*' is already registered

Cause: A resource with specified name is already registered.

Action: Use a unique name for the new resource.

CRS-02540: Value for attribute '*string*' is of incorrect type (integer is expected)

Cause: The type of the value is not correct.

Action: Re-submit the request with the value specified in proper type.

CRS-02541: Server pool '*string*' is not registered

Cause: The specified server pool is not registered.

Action: Re-evaluate the request.

CRS-02542: The tag '*string*' is mentioned in both '*string*' and '*string*' attributes, which is conflicting

Cause: The same tag is used to specify exclusive as well as overlapping server pools. These requirements cannot be satisfied simultaneously.

Action: Remove the tag from one of the attributes.

CRS-02543: The type is not specified for attribute '*string*'

Cause: Value type specification is missing for the attribute.

Action: Specify a proper type and re-submit.

CRS-02544: The name '*string*' is longer than the allowed maximum of '*number*' characters

Cause: The name is too long.

Action: Use a shorter name.

CRS-02545: Cannot operate on '*string*'. *string*

Cause: The entity specified is currently locked as part of another operation.

Action: Re-submit the request later.

CRS-02546: Server '*string*' is not online

Cause: Operation is invalid because the specified server is not online.

Action: Provide an online server name.

CRS-02547: Update of an internal or read-only attribute '*string*' for resource '*string*' is not allowed

Cause: Internal and read-only attributes may not be updated.

Action: Exclude internal and read-only attributes from your request.

CRS-02548: A cyclical dependency on '*string*' is detected from '*string*'

Cause: There is a cycle in the dependency graph. Cycles are disallowed.

Action: Re-evaluate the dependency graph.

CRS-02549: Resource '*string*' cannot be placed on '*string*' as it is not a valid candidate as per the placement policy

Cause: The resource cannot be placed because of the constraints imposed by its placement policy.

Action: Either change the placement policy of the resource or re-evaluate the request.

CRS-02550: Resource '*string*' cannot be failed-over because it has other non-OFFLINE instances on the server '*string*'

Cause: The resource cannot be failed-over from the specified server because has other non-OFFLINE instances still available on that server and fail-over can only be done on all instances of the resource on the server as a whole.

Action: None

CRS-02551: Resource '*string*' cannot be failed-over because it is of type '*string*', which cannot relocate

Cause: Local resources cannot be relocated from one server to another.

Action: None

CRS-02552: There are no available instances of resource '*string*' to start.

Cause: All instances of the resource are in the ONLINE or UNKNOWN state.

Action: Re-evaluate the need for the request.

CRS-02553: Server pool '*string*' cannot be unregistered as it does not exist

Cause: The server pool you are trying to remove does not exist.

Action: Make sure the server pool you are trying to remove exists.

CRS-02554: Server pool '*string*' cannot be unregistered as it is referenced by resource '*string*'

Cause: The server pool you are trying to remove has references to it.

Action: Make sure the server pool you are trying to remove is not referenced by other entities.

CRS-02555: Resource '*string*' cannot be relocated as it is a local resource

Cause: The request is impossible to complete as local resources never relocate.

Action: Re-evaluate the request.

CRS-02556: Resource '*string*' cannot be restored to its original state after a failed relocate attempt

Cause: After an unsuccessful attempt to relocate a resource, crsd was unable to restore the resource.

Action: Manual intervention may be required. Re-try starting the resource.

CRS-02557: Server pool '*string*' cannot be unregistered as it is referenced by server pool '*string*'

Cause: The server pool you are trying to remove has references to it.

Action: Make sure the server pool you are trying to remove is not referenced by other entities.

CRS-02558: Resource type '*string*' may not be unregistered as there are types that are based on it.

Cause: Types may not be unregistered if they have derived types.

Action: Remove derived types first, then remove this one.

CRS-02559: Resource type '*string*' may not be unregistered as it has the following resources:*string*

Cause: Types may not be unregistered if they have resources registered.

Action: Remove the specified resources first, then remove the type.

CRS-02560: Resource type '*string*' does not exist

Cause: The resource type referenced does not exist.

Action: Specify a correct type.

CRS-02561: Resource type '*string*' may not be unregistered as it is referenced by resource '*string*'

Cause: Types may not be unregistered if they are referenced in resource dependencies.

Action: Make sure there are no existing resources that reference this type in their dependencies.

CRS-02562: Resource '*string*' cannot be relocated as it is not running

Cause: Only currently running resources can be relocated.

Action: Make sure the resource is running before issuing the request.

CRS-02563: Attempt to start resource '*string*' on '*string*' has failed. Will re-retry on '*string*' now.

Cause: Undirected (no target member) start of a resource has failed for the server; a retry is in progress.

Action: None, this is an informational message.

CRS-02564: Failed to relocate resource '*string*'. Will attempt to restore it on '*string*' now.

Cause: Resource relocate operation was unable to relocate the resource to any of the possible servers.

Action: None, this is an informational message.

CRS-02565: Attempt to relocate resource '*string*' to '*string*' has failed. Will re-retry on '*string*' now.

Cause: Undirected (no target member) relocate of a resource has failed for the server; a retry is in progress.

Action: None, this is an informational message.

CRS-02566: User '*string*' does not have sufficient permissions to operate on resource '*string*', which is part of the dependency specification.

Cause: User does not have permissions to operate on the resource as it will prevent the current resource from starting or staying online in future.

Action: The user performing the operation must have access privileges to operate on the entire resource dependency tree. The user must either be given those privileges by modifying the dependent resources' access rights or another user having permissions should perform this operation.

CRS-02567: Error while parsing the default value for attribute '*string*'

Cause: The default value specified is not proper.

Action: Make sure the value is proper for its type.

CRS-02568: Base resource type name '*string*' does not exist

Cause: The name of a base type used is not valid.

Action: Use an existing type as a base.

CRS-02569: Unsupported value type is used in attribute '*string*'

Cause: An unsupported value type was specified in the attribute's definition.

Action: Use one of the supported types.

CRS-02570: Internal Error: Number of objects '*number*' is different from number of lists '*number*'

Cause: This is an internal error.

Action: Contact Oracle Support Services.

CRS-02571: Dependency kind '*string*' is specified more than once for resource '*string*'

Cause: A dependency kind is used more than once in the profile of the resource.

Action: Combine multiple specifications of the same dependency kind into a single clause.

CRS-02572: '*string*' is not a supported Special Value

Cause: The specified identifier is not a valid Special Value.

Action: Check the value for correctness.

CRS-02573: ACL entry for owner field is missing.

Cause: The complete value for the ACL attribute has been provided but it is missing a mandatory entry specifying permissions for the owner.

Action: Include permissions for the owner in the value of ACL attribute.

CRS-02574: ACL entry for primary group field is missing.

Cause: The complete value for the ACL attribute has been provided but it is missing a mandatory entry specifying permissions for the primary group.

Action: Include permissions for the primary in the value of ACL attribute.

CRS-02575: ACL entry for users other than the owner and those belonging to primary group is missing.

Cause: The ACL attribute is missing a mandatory entry specifying permissions for users other than the owner and those belonging to the primary group.

Action: Include permissions for other users in the value of ACL attribute.

CRS-02576: User '*string*' is not a member of group '*string*'

Cause: The group that the caller claims to be a member of has no such user by configuration.

Action: Make sure the group is configured to have the calling user as a member.

CRS-02577: Use of '*string*' in attributes and values is not allowed

Cause: A disallowed character was detected.

Action: Retry without the disallowed character.

CRS-02578: Value of '*string*' (*number*) may not be greater than that of '*string*' (*number*)

Cause: The specified values do not make sense - one may not be less than the other.

Action: Use valid values.

CRS-02579: Value '*number*' may not be less than '*number*'

Cause: The value is less than the allowed minimum.

Action: Use a proper value.

CRS-02580: Value '*number*' is neither '*number*' nor '*number*'

Cause: The value must be one of the two and it is neither.

Action: Use a proper value.

CRS-02581: Value '*string*' is not any of the following '*string*', '*string*', '*string*'

Cause: The value must be one of the ones specified and it is not.

Action: Use a proper value.

CRS-02582: Value '*string*' does not follow expected format: *n*[*s* | *d* | *m* | *w* | *h*]

Cause: The value specification does not follow required format.

Action: Use a proper value.

CRS-02583: Value '*number*' must be in the '*number*' - '*number*' range

Cause: The value is not within the allowed range.

Action: Use a proper value.

CRS-02584: Value '*string*' is not allowed here

Cause: The value is not proper in this context.

Action: Use a proper value.

CRS-02585: Deletion of built-in resource types is not allowed

Cause: An attempt was made to delete a built-in resource type.

Action: Removal of built-in types is not allowed.

CRS-02586: Deletion of a running resource '*string*' requires the force option

Cause: An attempt was made to delete a resource that is still running.

Action: Stop the resource first using the 'crsctl stop resource' command. If the resource cannot be stopped, specify the force option to the 'crsctl delete' command.

CRS-02587: Attribute '*string*' is internal and thus may not be overridden in type '*string*'

Cause: Attributes defined in built-in resource types that are internal to the subsystem may never be overridden in user-defined resource types.

Action: Do not specify this attribute in the new user-defined type.

CRS-02588: A cyclical dependency on '*string*' is detected from '*string*' via type '*string*'

Cause: There is a cycle in the dependency graph, via a resource type. Cycles are disallowed.

Action: Re-evaluate the dependency graph.

CRS-02589: Relation modifier '*string*' is invalid for relation kind '*string*'

Cause: An unexpected relation modifier is specified.

Action: Use defined modifiers only.

CRS-02590: A resource name may not be empty or contain spaces

Cause: A name must not be empty or contain space character(s).

Action: Specify a valid name.

CRS-02591: A server pool name may not be empty or contain spaces

Cause: A name must not be empty or contain space character(s).

Action: Specify a valid name.

CRS-02592: A type name may not be empty or contain spaces

Cause: A name must not be empty or contain space character(s).

Action: Specify a valid name.

CRS-02593: Comparator value '*string*' in the filter specification is not supported

Cause: An unsupported comparator was supplied.

Action: Use a supported value.

CRS-02594: Filter specification '*string*' is invalid

Cause: The filter specification invalid or empty.

Action: Provide a valid filter or do not specify you have one.

CRS-02595: Server pool '*string*' has already been registered

Cause: A server pool with this name has already been registered.

Action: Provide a name that is not currently in use.

CRS-02596: Modifications to the '*string*' attribute of server pools are not supported

Cause: Changes to the value of the attribute are not allowed.

Action: Create a different pool with the desired value and use it.

CRS-02597: Server '*string*' may not be moved to pool '*string*'

Cause: Because of one or more of configuration-related constrains, the move of the server is not a valid operation at the time.

Action: Re-evaluate the request's validity in the context of the entire error stack.

CRS-02598: Server pool '*string*' is already at its maximum size of '*number*'

Cause: The pool is already at the maximum.

Action: The request is impossible to execute.

CRS-02599: Server '*string*' is not in a parent pool of '*string*'

Cause: The server is not in a parent pool of the pool in question.

Action: The request is impossible to execute.

CRS-02600: Server '*string*' is already in another top-level server pool

Cause: The server is already consumed by a different top-level pool and all such pools are exclusive as far as server ownership.

Action: The request is impossible to execute.

CRS-02601: Server '*string*' is not explicitly mentioned as a candidate by server pool '*string*'

Cause: The server is not in the list of names the pool allows as candidates.

Action: Use a server that is in the specified group.

CRS-02602: Server '*string*' is in server pool '*string*' which is exclusive with server pool '*string*'

Cause: The server is already in a pool that's configured to be exclusive with the one at hand.

Action: The request is impossible to execute.

CRS-02603: Server '*string*' cannot be assigned to server pool '*string*' because it is not a top-level pool

Cause: Server movement is only supported between top-level server pools.

Action: The request is impossible to execute as such an action is not supported.

CRS-02604: Server '*string*' is already assigned to server pool '*string*'

Cause: Server movement makes no sense: the server is already in the target pool.

Action: Check the request validity.

CRS-02605: Server '*string*' cannot be relocated from server pool '*string*' because the pool disallows transfers

Cause: The server pool is configured not to allow server transfers.

Action: Check the request validity.

CRS-02606: Server '*string*' may not be relocated from server pool '*string*' because it is not above its minimum size

Cause: Server pools of identical or higher importance may not be used to steal servers from if they are not above their minimum size.

Action: Update the configuration of server pools by either changing the importance or the minimum size or both and then re-submit the request.

CRS-02607: Attribute '*string*' has not been specified on per-X basis for resource '*string*'

Cause: The specified attribute has not been specified on per-X basis for this resource.

Action: Check the per-X attribute for the resource, fix and resubmit.

CRS-02608: Attribute '*string*' is not a per-X value and cannot be removed

Cause: The specified attribute is not a per-X value.

Action: Check the per-X attribute for the resource, fix and resubmit.

CRS-02609: Server '*string*' may not be relocated to server pool '*string*' as the pool disallows transfers

Cause: The server pool is configured not to allow server transfers.

Action: Check the request validity.

CRS-02610: Server '*string*' is unavailable

Cause: The server is not available at the moment.

Action: Check available servers and rerun the request with an active server.

CRS-02611: Server pool '*string*' is built-in and may not be deleted

Cause: Built-in server pools may never be deleted.

Action: None

CRS-02612: Server pools do not have attribute named '*string*'

Cause: An unsupported attribute was provided as part of the register or update request.

Action: Double check the attributes that are supplied.

CRS-02613: Could not find resource '*string*'.

Cause: An attempt was made to operate on a resource that is not registered.

Action: Check if the resource is registered.

CRS-02614: Could not find resource type '*string*'.

Cause: An attempt was made to operate on a resource type that is not registered.

Action: Check if the resource type is registered.

CRS-02615: Could not find server pool '*string*'.

Cause: An attempt was made to operate on a server pool that is not registered.

Action: Check if the server pool is registered.

CRS-02616: The owner of resource type '*string*' does not have sufficient permissions to operate on resource type '*string*', from which it is directly or indirectly derived.

Cause: Update of a resource type in the current manner is not allowed as it will severely limit operations on the current resource type and will potentially prevent resources of derived types from starting or staying online in future.

Action: If access privileges must be changed, then they need to be changed bottom-up in a dependency.

CRS-02617: Incorrect value of attribute flags has been specified for attribute *string*. Only READONLY flag can be changed for a type attribute.

Cause: Attempt was made to update the flag on a resource type attribute. The only change allowed is to the readonly property of the attribute.

Action: Provide correct value of the attribute flag.

CRS-02618: Cannot change data type *string* of existing attribute *string* to type *string*.

Cause: Attempt was made to update the data type of attribute value.

Action: Data type of the attribute cannot be changed.

CRS-02619: Server pool '*string*' may not be edited

Cause: The pool's attributes may not be edited.

Action: None

CRS-02620: Attribute '*string*' of server pool '*string*' may not be edited

Cause: Editing of the attribute of the server pool is not allowed.

Action: None

CRS-02621: Server '*string*' is assigned to '*string*' to which you have no permission. The operation is not authorized.

Cause: The operation requires making the specified server a placement candidate for the resources owned by the requesting user. However, this is not allowed because the user is not authorized to utilize the server.

Action: Either specify another server that that's in the pool you are authorized to use or request that a cluster administrator gives you access to the pool to which the server is currently assigned.

CRS-02622: Server '*string*' is not assigned to any server pool and thus may only be specified by a cluster administrator

Cause: The operation makes use of the server that's not currently assigned to a server pool and the requesting user is not a cluster administrator. Because of that use of the server cannot be authorized at the moment.

Action: Either request a cluster administrator to perform the operation for you or wait until the server has joined the cluster and is assigned to a pool to which you have an x-permission.

CRS-02623: Server pool '*string*' cannot accept server '*string*' because its name is not specified in '*string*'

Cause: Only servers whose names are mentioned in the attribute may be assigned to the pool.

Action: None

CRS-02624: One of '*string*', '*string*' must be specified when '*string*' is '*string*'

Cause: Neither of the parameters was specified.

Action: Specify either of the two and re-submit.

CRS-02625: Owner of resource '*string*' does not have execute permission to pool '*string*' and may not use it

Cause: Resource profile references a server pool to which the owner of the resource does not have the X-permission.

Action: Either have the pool's permission changed appropriately or use a different pool.

CRS-02626: Owner of server pool '*string*' does not have execute permission to parent server pool '*string*'

Cause: Parent pool does not have the X-permission for the pool's parent.

Action: Either have the desired parent pool's permission changed appropriately or use a different pool.

CRS-02627: You must have execute permission on pool '*string*' to relocate server '*string*'

Cause: The client requesting the operation does not have proper permissions to the specified pool.

Action: Acquire required permissions or use another server/pool. Permissions can be added by an authorized user using 'crsctl setperm' command.

CRS-02628: Server pool '*string*' may not be a parent of itself

Cause: An attempt was made to make a server pool a parent of itself.

Action: Re-evaluate the server pool dependencies.

CRS-02629: Only cluster administrators are allowed to create top-level server pools

Cause: An attempt was made to create a server pool that has no parent pools.
Creation of such pools is only allowed for cluster administrators.

Action: Either acquire the role of cluster administrator or have one create the pool for you.

CRS-02630: Only cluster administrators are allowed to create local resources

Cause: An attempt was made to create a local resource which is only allowed for cluster administrators.

Action: Either acquire the role of cluster administrator or have one create the resource for you.

CRS-02631: Only cluster administrators are allowed to create cluster resources that may run anywhere in the cluster

Cause: An attempt was made to create a cluster resource that may run anywhere in the cluster which is only for cluster administrators.

Action: Either acquire the role of cluster administrator or have one create the resource for you.

CRS-02632: There are no more servers to try to place resource '*string*' on that would satisfy its placement policy

Cause: After one or more attempts, the system ran out of servers that can be used to place the resource and satisfy its placement policy.

Action: None

CRS-02640: Required resource '*string*' is missing.

Cause: A resource that's configured as required is not registered.

Action: Register the missing resource or update the dependency specification so as to the missing resource is not required for start.

CRS-02641: The value of '*string*' cannot override that defined in the resource's type: '*string*'

Cause: Agent filename cannot be overridden on per-resource basis.

Action: Define a sub-type that uses the agent. Then create a resource of this new type.

CRS-02642: Relocate resource is not a valid command for this configuration

Cause: A relocate command was issued in the configuration where it is not possible in principle.

Action: None

CRS-02643: The server pool(s) where resource '*string*' could run have no servers

Cause: All of the server pools the resource uses (and has permissions to use) have no servers assigned.

Action: Either make sure there are active servers in the pools or use different pools for the resource.

CRS-02644: No hosting members of '*string*' are either online or are allowed to be used by the resource

Cause: No server out of the enumerated as hosting members is online or, if it is, may be used by the resource.

Action: You need to either add more servers into the cluster or request permission to pools to which currently available servers are assigned.

CRS-02645: Cannot create resources of type '*string*'

Cause: The type is abstract.

Action: Only concrete extensions of the type can be created.

CRS-02646: '*string*' must have a default value if specified

Cause: This attribute must have a default value if specified.

Action: Modify the type definition so that the attribute is removed or has a valid default value.

CRS-02647: Attribute '*string*' may not be a negative value

Cause: A negative value was provided for an attribute which only accepts non-negative values.

Action: Specify a non-negative number.

CRS-02648: Configuration of resource '*string*' prevents it from starting on any online servers.

Cause: An attempt was made to start a resource, but the resource configuration prevented it from starting.

Action: Check resource configuration.

CRS-02649: Attribute '*string*' of '*string*' is internally managed and may not be specified

Cause: An internal attribute was specified as part of an add/modify request.

Action: Re-execute the request without any internal attribute.

CRS-02650: Resource '*string*' is configured to run only on '*string*' and cannot be started on '*string*'

Cause: An attempt was made to start a resource on a server where it cannot run given its placement configuration.

Action: Make sure you start resources where they are configured to run.

CRS-02651: Resource alias '*string*' must use special values to be unique for each server

Cause: Resource alias name must resolve to a unique identifier for every server in the cluster. To achieve that, special values that yield different values on for each server must be used.

Action: You need to special an alias with special variables that will make it unique for every server.

CRS-02652: *string* is a resource and only resource instances can be relocated.

Cause: An attempt was made to relocate a resource.

Action: Make sure you supply a resource instance rather than a resource.

CRS-02653: Special value evaluation must be associated with a resource instance

Cause: Because some special values are per-server, each special value evaluation request must be associated with a resource instance.

Action: Specify a server for the resource using -k or -n.

CRS-02660: Resource '*string*' or all of its instances are disabled

Cause: This is an API return code for requests that cannot be performed because the resource is disabled.

Action: Look at the detailed error messages that should always accompany this error.

CRS-02661: All instances of resource '*string*' are disabled

Cause: All instances of the resource instances are disabled.

Action: In order to change a resource state through CRS, its instances need to be enabled.

CRS-02662: Resource '*string*' is disabled on server '*string*'

Cause: The resource was disabled on the specified server.

Action: Either re-enable, or use a different server.

CRS-02663: Resource instance of '*string*' with *string=number*, *string=number* is disabled

Cause: The resource instance whose cardinality/degree is specified is disabled.

Action: Either re-enable or use a different resource instance.

CRS-02664: Resource '*string*' is already running on '*string*'

Cause: The resource is already running everywhere it may run.

Action: None

CRS-02665: Resource '*string*' is disabled on '*string*'

Cause: The resource is disabled on every server it is configured to start on.

Action: None

CRS-02666: Resource '*string*' is disabled on '*string*' and is already running on '*string*'

Cause: The resource is disabled on every server it is configured to start on.

Action: None

CRS-02667: Resource '*string*' with *string=string* may only run on servers assigned to *string* and *string*, both of which are empty

Cause: The resource's placement policy only allows it to run on servers assigned to the specified pools, and they are all empty.

Action: Either change the placement policy of the resource, or change the cluster configuration so that there are servers in those pools.

CRS-02668: The value of attribute '*string*' (*number*) may not not be above '*number*'

Cause: Attribute value specified is above the allowed maximum.

Action: Use a value below the specified maximum.

CRS-02669: The value is out of range. Maximum allowed value is '*number*'

Cause: Attribute value is out of the valid range.

Action: The value needs to be in a valid range.

CRS-02670: Unable to start/relocate '*string*' because '*string*' has a stop-time '*string*' dependency on it

Cause: Start/relocate of the resource is impossible because another resource has a stop-time dependency on it and the action requires stopping that resources.

Action: This message will usually be coupled with another one that details the nature of the problem with the other resource. Follow up on the action recommended for that message.

CRS-02671: Error processing attribute '*string*': *string*

Cause: The value specified for the attribute was inappropriate or invalid.

Action: Refer to the documentation and retry the request specifying a valid value for the indicated attribute.

CRS-02672: Attempting to start '*string*' on '*string*'

Cause: This is a status message.

Action: None

CRS-02673: Attempting to stop '*string*' on '*string*'

Cause: This is a status message.

Action: None

CRS-02674: Start of '*string*' on '*string*' failed

Cause: This is a status message.

Action: None

CRS-02675: Stop of '*string*' on '*string*' failed

Cause: This is a status message.

Action: None

CRS-02676: Start of '*string*' on '*string*' succeeded

Cause: This is a status message.

Action: None

CRS-02677: Stop of '*string*' on '*string*' succeeded

Cause: This is a status message.

Action: None

CRS-02678: '*string*' on '*string*' has experienced an unrecoverable failure

Cause: This is a status message.

Action: Perform whatever steps necessary to reset the state.

CRS-02679: Attempting to clean '*string*' on '*string*'

Cause: This is a status message.

Action: None

CRS-02680: Clean of '*string*' on '*string*' failed

Cause: This is a status message.

Action: None

CRS-02681: Clean of '*string*' on '*string*' succeeded

Cause: This is a status message.

Action: None

CRS-02682: It is locked by '*string*' for command '*string*' issued from '*string*'

Cause: This message is generated for operations that have a locking conflict.

Action: None

CRS-02683: It is locked by '*string*' for command '*string*'

Cause: This message is generated for operations that have a locking conflict.

Action: None

CRS-02714: '*string*' is specified multiple times in '*string*' of '*string*'

Cause: The specified value is specified multiple times.

Action: Remove duplicates and retry.

CRS-02715: Update to attribute AGENT_FILENAME is not currently supported. Recreate the resource type with new value.

Cause: Attempt was made to update AGENT_FILENAME attribute.

Action: Delete existing resource type and add it back with the new value.

CRS-02716: Failure threshold exhausted for resource '*string*'

Cause: The resource instance has failed more times than allowed in the specified time interval. It will not be restarted automatically.

Action: Identify and fix the problem. Restart the resource manually thereafter.

CRS-02717: Server '*string*' is not in any of the server pool(s) hosting resource '*string*'

Cause: An attempt was made to start a resource on a server that is not currently an active server in any of the resource's server pool(s).

Action: Use a server name that is currently an active server of the resource's server pools(s).

CRS-02718: Server '*string*' is not a hosting member of resource '*string*'

Cause: An attempt was made to start the resource on a server not listed as a hosting member of the resource.

Action: Use a server name that is listed as a hosting member.

CRS-02719: Resource '*string*' may not be started on server '*string*' because the server is not in either '*string*' or '*string*' server pools

Cause: The resource's placement policy only allows it to run in the specified server pools. An attempt was made to start it on a server assigned to a different pool.

Action: Either use a different server or set the value of SERVER_POOLS to *, which will allow the resource to run on any server.

CRS-02720: '*string*' is a resource alias for '*string*' and cannot be updated

Cause: An attempt was made to update a resource as if it were a resource.

Action: Update the resource which this alias refers to instead.

CRS-02721: '*string*' is a resource alias for '*string*' and cannot be unregistered

Cause: An attempt was made to unregister a resource alias as if it were a resource.

Action: Either unregister the resource which this alias refers to or modify its ALIAS_NAME attribute to not have a resource alias.

CRS-02722: The instance of resource '*string*' may only run on '*string*'; check on '*string*' is unnecessary

Cause: A check was issued on a server for a resource instance that may only run on a particular server.

Action: Issue a check on the server where the resource instance is supposed to be run.

CRS-02723: No instance of resource '*string*' found on '*string*'

Cause: A check was issued on a server for a resource which does not have any offline instances and no running instances on that server.

Action: Issue a check on a server where a resource instance might be running.

CRS-02724: Modifications to the built-in resource type '*string*' are not allowed

Cause: An attempt was made to modify a built-in resource type.

Action: Modification of built-in resource types is not allowed.

CRS-02725: User *string* does not have permission to operate on resource *string*.

Cause: Access control list on the resource do not permit the user to operate on the resource.

Action: Access privileges on the resource must be honored or this user must be given appropriate permissions.

CRS-02726: Invalid permissions specified for access control.

Cause: Access permissions are specified using 'r', 'w', 'x' and '-' characters to indicate read, write and execute permissions. '-' indicates no access of any kind.

Action: Check format for the permissions string and re-run the command with the correct string.

CRS-02727: Acl entry '*string*' has been specified more than once.

Cause: Access permissions for the entry have been specified more than once.

Action: Specify permissions for each entry only once and rerun the command.

CRS-02728: A resource type with the name '*string*' is already registered

Cause: A resource type with such name is already registered.

Action: Use a unique name for the new resource type.

CRS-02729: Attribute '*string*' cannot be overridden for a resource type

Cause: An attribute was specified that is not allowed in a resource type.

Action: Do not use the attribute specified in the error message for a resource type.

CRS-02730: Resource '*string*' depends on resource '*string*'

Cause: An attempt was made to unregister a resource that is referenced by another resource in the dependency specification(s).

Action: Either remove the reference to this resource or the other resource first. Alternatively, the operation can be retried with a force option.

CRS-02731: Resource '*string*' is already running on server '*string*'

Cause: The resource is already running on the server; relocate is impossible.

Action: Select another server.

CRS-02732: Resource '*string*' is already starting on server '*string*'

Cause: The resource is currently starting on the server.

Action: Wait for the request to complete.

CRS-02733: Failed to stop all required resources on '*string*'; the server will be restored into the original server pool(s)

Cause: In order to successfully relocate a server, all resources that cannot run in the new server pool(s) must be stopped. That did not happen and thus the server was placed back into the its original server pool(s).

Action: Manual intervention in stopping resources is required. The operation can be retried thereafter. Alternatively, another server can be used.

CRS-02734: Failed to stop all required resources on '*string*'; the server will stay in RECONFIGURING state

Cause: In order to successfully relocate a server, all resources that cannot run in the new server pool(s) must be stopped. Since that did not happen, the server will be kept in the RECONFIGURING state until the resources that did not stop have been stopped or unregistered.

Action: Manually stop the resources that did not stop or unregister them.

CRS-02735: The operation requires relocating resource '*string*' from server '*string*'

Cause: The operation would end up relocating the resource and the force option is not specified.

Action: Add more servers to the cluster, stop or relocate the resource, or use the force option for the same command.

CRS-02736: The operation requires stopping resource '*string*' on server '*string*'

Cause: The operation would end up stopping the resource and the force option is not specified.

Action: Add more servers to the cluster, stop or relocate the resource, or use the force option for the same command.

CRS-02737: Unable to register server pool '*string*' as this will affect running resources, but the force option was not specified

Cause: One or more running resources would be affected by the operation.

Action: Add more servers to the cluster, stop or relocate the resources mentioned right before this error, or use the force option for the same command.

CRS-02738: Unable to modify server pool '*string*' as this will affect running resources and resource groups, but the force option was not specified

Cause: One or more running resources and/or resource groups would be affected by the operation.

Action: Add more servers to the cluster, stop or relocate the resources and resource groups mentioned right before this error, or use the force option for the same command.

CRS-02739: Unable to relocate server '*string*' as this will affect running resources, but the force option was not specified

Cause: One or more running resources would be affected by the operation.

Action: Add more servers to the cluster, stop or relocate the resources mentioned right before this error, use a different server, or use the force option for the same command.

CRS-02740: Failed to relocate server '*string*' to server pool '*string*'. The server has been restored to original server pool(s).

Cause: In order to successfully relocate a server, all resources that cannot run in the new server pool(s) must be stopped. That did not happen and thus the server was placed back into the its original server pool(s).

Action: Manual intervention in stopping or unregistering resources is required. The operation can be retried thereafter. Alternatively, another server can be used.

CRS-02741: A value must be specified for attribute '*string*'

Cause: The attribute was not given a value.

Action: Provide a value and retry.

CRS-02742: The update of resource '*string*' would lose track of one or more running instances

Cause: An attempt was made to modify the configuration of the resource such that one or more currently running instance will be lost track of (the new configuration would change the resource to have fewer instances).

Action: Stop the resource and resubmit.

CRS-02743: Unable to register resource '*string*' as this will affect running resources, but the force option was not specified

Cause: One or more running resources would be affected by the operation.

Action: Add more servers to the cluster, stop or relocate the resources mentioned right before this error, or use the force option for the same command.

CRS-02744: Unable to modify resource '*string*' as this will affect running resources, but the force option was not specified

Cause: One or more running resources would be affected by the operation.

Action: Add more servers to the cluster, stop or relocate the resources mentioned right before this error, or use the force option for the same command.

CRS-02745: Unable to relocate server *string* because it results in violation of a pool *string* constraint

Cause: The requested move was rejected because it would cause either the source or target pool (or both) to violate a pool size constraint, as indicated.

Action: Either change the pool size constraint(s) to accommodate your intent with this move, or choose a different server to move.

CRS-02746: Cannot act on the instance of resource '*string*' which is last known to have run on '*string*' where Cluster Ready Services are not properly functioning

Cause: The resource had been running on the server in the past but currently there's no way to know if it's still running there because the Cluster Ready Services daemon does not appear to be running on the server. To prevent possible configuration violation, any attempt to start the resource instance on another server is rejected.

Action: The underlying problem preventing Cluster Resource Services on the server from functioning properly must be addressed. Only then the resources that used to run there can be operated on again. Alternatively, the server may be shut down or the clusterware stack on it stopped completely.

CRS-02747: Server reconfiguration has failed to stop resources '*string*' on server '*string*'. Resources that did not stop must be stopped or unregistered manually. Details at *string* in *string*.

Cause: The specified resources could not be stopped.

Action: Stop the specified resources manually using and retry the last action.

CRS-02748: Failed to stop resource '*string*' during server reconfiguration on server '*string*'.

Cause: The specified resources could not be stopped.

Action: Stop the specified resources manually and retry the last action.

CRS-02749: A write of OCR server data '*string*' failed. Details at *string* in *string*.

Cause: Could not persist data to OCR.

Action: Use the ocrconfig and ocrcheck utilities to detect errors in OCR. If problems exist, the registry may need to be recovered or restored.

CRS-02750: Cardinality violation detected on server '*string*', resource '*string*' is in unexpected state. Details at *string* in *string*.

Cause: The specified resource was in an unexpected state.

Action: Manually restart the resource.

CRS-02751: Cannot create new resource, the resource type '*string*' is not supported. Details at *string* in *string*.

Cause: The specified resource had an incorrect base type.

Action: Check the attributes for the resource and add it using crsctl again.

CRS-02752: Unable to write event sequence number to OCR. Details at *string* in *string*.

Cause: Could not update OCR with event sequence number.

Action: Use the ocrconfig and ocrcheck utilities to detect errors in OCR. If problems exist, the registry may need to be recovered or restored.

CRS-02753: Timed out waiting for the server pools to be unfrozen.

Cause: Timed out while waiting for a client to unfreeze the pools it froze.

Action: If the problem persists, contact Oracle Support Services.

CRS-02754: Unable to change locks for a running operation '*string*'. Details at *string* in *string*.

Cause: This is an internal error.

Action: Contact Oracle Support Services.

CRS-02755: Error reading type definition for type '*string*'. Details at *string* in *string*.

Cause: This is an internal error.

Action: Contact Oracle Support Services.

CRS-02756: Invalid tag for command '*string*'. Details at *string* in *string*.

Cause: An invalid command was received by the CRS daemon.

Action: Contact Oracle Support Services.

CRS-02757: Command '*string*' timed out waiting for response from the resource '*string*'. Details at *string* in *string*.

Cause: Timeout occurred while waiting for response to specified command.

Action: Check that the server targeted by the command is online and responsive.

CRS-02758: Resource '*string*' is in an unknown state.

Cause: Unable to determine the current state of specified resource.

Action: Manually restart the resource.

CRS-02759: Failed to read repository key for NLS language '*string*'. Details at *string* in *string*.

Cause: The key for the specified language could not be read from OCR.

Action: Use the ocrconfig and ocrcheck utilities to detect errors in OCR. If problems exist, the registry may need to be recovered or restored.

CRS-02760: Policy engine failed to initialize internal types. Details at *string* in *string*.

Cause: Error during initialization of internal data.

Action: If the problem persists, contact Oracle Support Services.

CRS-02761: Consistency problem in registry while processing resource '*string*'. Details at *string* in *string*.

Cause: This is an internal error.

Action: Contact Oracle Support Services.

CRS-02762: Unable to find type '*string*' in registry while processing resource '*string*'. Details at *string* in *string*.

Cause: This is an internal error.

Action: Contact Oracle Support Services

CRS-02763: Error while reading resources. Details at *string* in *string*.

Cause: This is an internal error.

Action: Contact Oracle Support Services.

CRS-02764: CRSADMIN and CRSUSER keys are not in repository. Details at *string* in *string*.

Cause: Error with repository. Required keys are not present.

Action: Use the ocrconfig and ocrcheck utilities to detect errors in OCR. If problems exist, the registry may need to be recovered or restored.

CRS-02765: Resource '*string*' has failed on server '*string*'.

Cause: The specified resource was no longer running.

Action: The resource will be automatically brought back online. Use crsctl to confirm that it is online.

CRS-02766: Received state change for disabled resource '*string*' from server '*string*'.

Cause: Received command to change state for a resource that was disabled.

Action: None

CRS-02767: Resource state recovery not attempted for '*string*' as its target state is OFFLINE

Cause: Target state for resource was OFFLINE. Clusterware will not attempt to recover it.

Action: None

CRS-02768: Failure threshold exhausted by resource '*string*'.

Cause: The specified resource failed too many times. No further restart attempts will be made.

Action: Fix the underlying cause of resource failure and manually restart the resource.

CRS-02769: Unable to failover resource '*string*'.

Cause: Could not failover the specified resource.

Action: Restart the resource manually.

CRS-02770: Resource target '*string*' is offline; will not restart.

Cause: The target state of the specified resource was offline.

Action: None

CRS-02771: Maximum restart attempts reached for resource '*string*'; will not restart.

Cause: Specified resource had been restarted too many times.

Action: Change the maximum restart parameter of the resource, and restart it manually.

CRS-02772: Server '*string*' has been assigned to pool '*string*'.

Cause: The specified server had been assigned to a server pool.

Action: None

CRS-02773: Server '*string*' has been removed from pool '*string*'.

Cause: The specified server had been removed from a server pool.

Action: None

CRS-02774: Failed to save resource '*string*' to the repository. Details at *string* in *string*.

Cause: Could not update repository with resource details.

Action: Use the ocrcheck utility to detect errors in OCR. If problems exist, the registry may need to be recovered or restored.

CRS-02775: Failed to update resource '*string*'. Details at *string* in *string*.

Cause: Could not update repository with resource details.

Action: Use the ocrcheck utility to detect errors in OCR. If problems exist, the registry may need to be recovered or restored.

CRS-02776: Failed to update server pool '*string*'. Details at *string* in *string*.

Cause: Could not update repository with server pool details.

Action: Use the ocrcheck utility to detect errors in OCR. If problems exist, the registry may need to be recovered or restored.

CRS-02777: Failed to delete resource '*string*' from repository. Details at *string* in *string*.

Cause: Unable to update resource details in repository.

Action: Use the ocrcheck utility to detect errors in OCR. If problems exist, the registry may need to be recovered or restored.

CRS-02778: Failed to delete server pool '*string*' from repository. Details at *string* in *string*.

Cause: Could not update repository with server pool details.

Action: Use the ocrcheck utility to detect errors in OCR. If problems exist, the registry may need to be recovered or restored.

CRS-02779: Failed to delete type '*string*' from repository. Details at *string* in *string*.

Cause: Failed to update repository.

Action: Use the ocrcheck utility to detect errors in OCR. If problems exist, the registry may need to be recovered or restored.

CRS-02780: Could not find Access Control List for resource '*string*'. Details at *string* in *string*.

Cause: This is an internal error.

Action: Contact Oracle Support Services.

CRS-02781: Error during registration for resource '*string*'. Details at *string* in *string*.

Cause: Error occurred during registration callback of new resource.

Action: Contact Oracle Support Services.

CRS-02782: Unable to find attributes for resource '*string*'. Details at *string* in *string*.

Cause: This is an internal error.

Action: Contact Oracle Support Services.

CRS-02783: Internal error in local placement policy for resource '*string*'. Details at *string* in *string*.

Cause: Internal error in CRS Policy Engine.

Action: Contact Oracle Support Services.

CRS-02784: Internal error, invalid server '*string*' in local placement policy. Details at *string* in *string*.

Cause: Internal error in CRS Policy Engine.

Action: Contact Oracle Support Services.

CRS-02785: Failed to register resource '*string*'. Details at *string* in *string*.

Cause: Could not update repository with resource details.

Action: Use the ocrcheck utility to detect errors in OCR. If problems exist, the registry may need to be recovered or restored.

CRS-02786: Failed to register server pool '*string*'. Details at *string* in *string*.

Cause: Could not update repository with server pool details.

Action: Use the ocrcheck utility to detect errors in OCR. If problems exist, the registry may need to be recovered or restored.

CRS-02787: Server pool '*string*' has fallen below its minimum size. Details at *string* in *string*.

Cause: The specified server pool has fallen below its minimum size and will be reconfigured.

Action: None

CRS-02788: Server reconfiguration failed to stop resources '*string*'. The server '*string*' has been restored into the original pool(s).

Cause: The specified resources could not be stopped.

Action: Stop the specified resources manually and retry the last action.

CRS-02789: Cannot stop resource '*string*' as it is not running on server '*string*'

Cause: An request to stop a resource on a server where it is not running was received

Action: Check the current state of the resource; it should no longer be running on that server.

CRS-02790: Starting shutdown of Cluster Ready Services-managed resources on server '*string*'

Cause: Shutdown of Cluster Ready Services and the resources it manages has started on the specified server.

Action: None

CRS-02791: Starting shutdown of Oracle High Availability Services-managed resources on '*string*'

Cause: Shutdown of Oracle High Availability Services and the resources it manages has started on the indicated server.

Action: None

CRS-02792: Shutdown of Cluster Ready Services-managed resources on '*string*' has completed

Cause: Shutdown of Cluster Ready Services and the resources it manages on the indicated server has completed.

Action: None

CRS-02793: Shutdown of Oracle High Availability Services-managed resources on '*string*' has completed

Cause: Shutdown of Oracle High Availability Services and the resources it manages has completed on the indicated server.

Action: None

CRS-02794: Shutdown of Cluster Ready Services-managed resources on '*string*' has failed

Cause: The failure is associated with one or more of the resources affected by this command on the indicated server."

Action: Error message(s) preceding this one should have the details about the resources that refused to shut down. Either manually stop those resources or retry with the force option.

CRS-02795: Shutdown of Oracle High Availability Services-managed resources on '*string*' has failed

Cause: The failure is associated with one or more of the resources affected by this command on the indicated server."

Action: Error message(s) preceding this one should have the details about the resources that refused to shut down. Either manually stop those resources or retry with the force option.

CRS-02796: The command may not proceed when Cluster Ready Services is not running

Cause: This command must stop Cluster Ready Services-managed resources. However, Cluster Ready Services is not running, which does not mean its resources are not running.

Action: The underlying reason for Cluster Ready Services not running needs to be resolved and the command retried. Alternatively, the command can be retried with the force option.

CRS-02797: Shutdown is already in progress for '*string*', waiting for it to complete

Cause: Another shutdown command was issued for the indicated server in the past and it is currently in progress. This command will wait until the original command completes and then complete as well.

Action: None

CRS-02798: State change received for resource '*string*' from unexpected server '*string*'. Details at '*string*' in '*string*'.

Cause: A state change was reported for an instance of the resource from a server where the resource was never started.

Action: Shutdown the resource on the unexpected server

CRS-02799: Failed to shut down resource '*string*' on '*string*'

Cause: Shut down failed because the listed resource failed to stop.

Action: Error message(s) preceding this one should have the details about the resources that refused to shut down. Either manually stop those resources or retry with the force option.

CRS-02800: Cannot start resource '*string*' as it is already in the INTERMEDIATE state on server '*string*'

Cause: An attempt was made to start a resource that is already in the INTERMEDIATE state.

Action: Determine why the resource is in the INTERMEDIATE state based on the value of the STATE_DETAILS attribute. If it is due to a check timeout, no action is needed. Otherwise, manual intervention is required to bring the resource out of the INTERMEDIATE state.

CRS-02801: No instance of the resource '*string*' should be running

Cause: An attempt was made to relocate resource and the resource's instances to be relocated have TARGET=OFFLINE.

Action: Restart the resource to change the value of the TARGET attribute to ONLINE. Examining the value of the INTERNAL_STATE attribute can be used to determine if the instances are being operated on currently.

CRS-02802: Purging events not published within 15 minutes

Cause: The events could not be published to the Event Manager Daemon either because it is down or there are errors doing the publish.

Action: Check the status of the Event Manager Daemon.

CRS-02803: Attribute '*string*' has already been declared in a derived type '*string*'

Cause: An attempt was made to add a new attribute definition to a resource type that has an identically named attribute already defined in one or more derived types.

Attributes declared in base types can be overridden in derived ones, but the opposite is not allowed.

Action: Pick a different attribute name or delete the derived type(s), resubmit, and then add derived types back.

CRS-02805: Unable to start '*string*' because it has a '*string*' dependency on resource type '*string*' and no resource of that type can satisfy the dependency

Cause: Start/relocate of the resource is impossible because it has a dependency on a resource type no resource of which can currently be used to satisfy the dependency.

Action: This message will normally be coupled with one or more other messages that detail the nature of the problem for each existing resource of the type.

CRS-02806: Failed to create stop operation for resource '*string*'

Cause: Creating the stop operation did not complete successfully.

Action: Error message(s) preceding this one should have more details about the problem. Try shutting down the resource manually, or retrying with the force option.

CRS-02807: Resource '*string*' failed to start automatically.

Cause: This message comes up when the automatic start for the resource has failed during a reboot of the cluster node or restart of the clusterware stack. See previous resource specific messages for more details.

Action: Use 'crsctl start resource' to start the resource manually.

CRS-02809: Failed to update cluster configuration policy set. Details at *string* in *string*.

Cause: Could not update repository with new configuration data.

Action: Use the ocrcheck utility to detect errors in OCR. If problems exist, the registry may need to be recovered or restored.

CRS-02810: Cluster configuration policy set is corrupted. Details at *string* in *string*.

Cause: Could not read the configuration data from the repository.

Action: Use the ocrcheck utility to detect errors in OCR. If problems exist, the registry may need to be recovered or restored.

CRS-02814: Server category '*string*' does not exist.

Cause: A request was received that referenced a non-existing server category.

Action: Make sure a registered server category is used.

CRS-02815: Server category '*string*' is already registered.

Cause: A request to register a server category with a duplicate name was received.

Action: Use a unique name.

CRS-02816: Server category '*string*' cannot be unregistered as it is referenced by resource '*string*'.

Cause: The server category you are trying to remove has references to it.

Action: Make sure the server category you are trying to remove is not referenced by other entities.

CRS-02817: Server category '*string*' cannot be unregistered as it is referenced by server pool '*string*'.

Cause: The server category you are trying to remove has references to it.

Action: Make sure the server category you are trying to remove is not referenced by other entities.

CRS-02818: Failed to delete server category '*string*' from repository. Details at *string* in *string*.

Cause: Could not update repository with server category details.

Action: Use the ocrcheck utility to detect errors in OCR. If problems exist, the registry may need to be recovered or restored.

CRS-02819: Failed to save server category '*string*'. Details at *string* in *string*.

Cause: Could not update repository with server pool details.

Action: Use the ocrcheck utility to detect errors in OCR. If problems exist, the registry may need to be recovered or restored.

CRS-02820: Required attribute '*string*' is missing for configuration policy '*string*'.

Cause: A required attribute was not specified.

Action: Make sure the attribute is specified.

CRS-02821: Fatal error while validating configuration policy '*string*'.

Cause: There's a problem with the configuration data in the specified policy.

Action: This message always follows the actual error description.

CRS-02822: Server pool '*string*' is not declared in the policy set.

Cause: Each configuration policy may only define server pool. configuration for the pools declared to be a part of the policy set.

Action: Either remove the server pool from the policy, change its name, or extend the policy set to include the pool's name.

CRS-02823: The new active policy name '*string*' was not found.

Cause: An attempt to activate non-existent policy was made.

Action: Use a registered policy's name instead.

CRS-02824: '*string*' is reserved for a built-in configuration policy and cannot be used.

Cause: This name is reserved for a built-in object.

Action: Use a different name.

CRS-02825: Configuration policy '*string*' already exists.

Cause: A configuration policy name specified was defined multiple times.

Action: Make sure each policy is only defined once.

CRS-02826: Server pools cannot be removed from the configuration policy set without activating a new policy at the same time.

Cause: Server pools can be removed from the configuration policy set only if the command also activates a policy.

Action: To remove the server pools from the system, activate a new policy with the update. To remove the server pools from the policy control only, resubmit with the -ksp option.

CRS-02828: Failed to stop resource while attempting CARDINALITY modification

Cause: An attempt to stop a resource during CARDINALITY modification failed.

Action: Use 'crsctl stop resource' to stop the resource manually and then retry the update operation.

CRS-02829: Update operation cannot proceed because it would need to stop resources.

Cause: An update to CARDINALITY would require the operation to stop resources.

Action: Either manually stop enough resources using 'crsctl stop resource' or specify the force option to have them selected for you.

CRS-02830: A server category name may not be empty or contain spaces.

Cause: A name must not be empty or contain space character(s).

Action: Specify a valid name.

CRS-02831: Either '*string*' or '*string*' may be specified, but never both.

Cause: Two mutually exclusive attributes were used at the same time, which is not allowed.

Action: Use either one or the other.

CRS-02833: Either '*string*' or '*string*' must be specified, or both.

Cause: At least one of the two attributes must have a value.

Action: Specify a value for either or both.

CRS-02834: One of '*string*', '*string*' or '*string*' must be specified when '*string*' is '*string*'.

Cause: One attribute of the three is required for this configuration.

Action: Specify a value for one attribute of the three.

CRS-02835: Resource '*string*' cannot start on server '*string*' as the server does not belong to the resource's server category.

Cause: This resource may only run on the servers that belong to the server category of the resource.

Action: Pick a server that belongs to the category.

CRS-02836: When using a server category, the resource must have '*string*' attribute set to '*string*'.

Cause: An attempt was made to register a resource that uses a server category and yet is not configured to utilize any available server.

Action: Set the attribute to the required value.

CRS-02837: There are no servers that belong to the server category '*string*' of resource '*string*'.

Cause: The resource cannot be started as there are no available servers that belong to its category.

Action: Add servers to the cluster or change the category to be more inclusive.

CRS-02838: '*string*' is not a valid attribute of server categories.

Cause: An attempt was made to set a value for an attribute which does not belong to server categories.

Action: Use a valid attribute.

CRS-02839: Cluster Ready Services' active version is below required level of 'string'.

Cause: An attempt was made to use functionality that is only available starting from the specified active version.

Action: Upgrade to the minimum required version.

CRS-02840: Resource instance 'string' does not exist.

Cause: A request was received that referenced a nonexistent resource instance.

Action: Make sure a registered resource instance is used.

CRS-02841: 'string' must be a resource instance.

Cause: This command may only be issued on a resource instance but the supplied reference was to an object of a different type.

Action: Use a registered resource instance.

CRS-02842: Action 'string' on resource 'string' timed out.

Cause: The action did not complete within the allotted time.

Action: None

CRS-02843: Unable to complete processing of the 'string' action for resource 'string' on server 'string' as Cluster Ready Services is not reachable.

Cause: The processing of the specified action was aborted because Cluster Ready Services was no longer reachable.

Action: Unless the clusterware stack was stopped or the server was rebooted, Cluster Ready Services will restart momentarily. The action can be retried thereafter.

CRS-02844: Waiting for resource 'string' to start on server 'string'.

Cause: The resource is now expected to start on the server.

Action: None

CRS-02845: Waiting for resource 'string' to stop on server 'string'.

Cause: The resource is now expected to stop on the server.

Action: None

CRS-02846: There is no active action on resource instance 'string'

Cause: An attempt was made to finish an action on the resource instance while no corresponding attempt to start the action was found or an attempt to start the action was timed out before a request to finish the action arrived.

Action: Check the state of the resource and re-do the complete cycle if needed.

CRS-02847: Authorization failure: OS User 'string' does not exist on server 'string'

Cause: The specified operating system user does not exist on the specified server. Cluster Ready Services requires that all users used by the resource it manages exist on each server of the cluster.

Action: Add the specified operating user on the specified server.

CRS-02848: Error while reading resources: Resource: string . Error: string Details at string in string.

Cause: This is an internal error.

Action: Contact Oracle Support Services.

CRS-02849: Authorization failure: Resource [*string*]

Cause: A resource operation could not be performed because authorization checking failed.

Action: Check the ownership, group, and permissions associated with the resource and ensure that the associated operating system user and group definitions are consistent on all cluster nodes.

CRS-02850: Start of '*string*' on '*string*' has been delayed to maintain concurrency limit of *number*.

Cause: The configured concurrent start action limit was reached.

Action: The start action will automatically resume as soon as possible.

CRS-02851: Stop of '*string*' on '*string*' has been delayed to maintain concurrency limit of *number*.

Cause: The configured concurrent stop action limit was reached.

Action: The stop action will automatically resume as soon as possible.

CRS-02852: Conflicting specification of server pool and server.

Cause: Server pool name and server name were specified in a start command.

Action: Specify either server pool name or servername, not both.

CRS-02853: Unknown server pool name: '*string*' .

Cause: The server pool name given to start/stop command did not exist.

Action: Specify a valid server pool name.

CRS-02854: Resource '*string*' cannot be started in a server pool because it is a local resource.

Cause: A local resource name was given to start/stop command.

Action: Specify a cluster resource name.

CRS-02855: Resource '*string*' is not configured to run in server pool '*string*'.

Cause: An attempt was made to start or stop the resource in a server pool where resource was not configured to run.

Action: Modify resource's attribute to have this server pool or specify a different resource.

CRS-02856: Unknown names for server pools or for filters.

Cause: An invalid value was supplied for the '-s' or '-w' argument in a start/stop command or to the API calls.

Action: Provide valid server pool names or filter attributes.

CRS-02857: Cannot stop resource '*string*' because it is not running in server pool '*string*'.

Cause: A resource stop request specified a server pool on which the resource is not running.

Action: Check the current state of the resource; it should no longer be running in that server pool.

CRS-02858: User '*string*' does not have permission to run action '*string*' on resource '*string*'.

Cause: A username and/or group was specified for the action permissions, but the current user is not included in the specification.

Action: Use 'crsctl modify' to update the ACTIONS attribute for this resource to add the current user to the permission list for this action, or remove all user and group specifications to enable universal access.

CRS-02859: Cannot run action '*string*' on resource '*string*' because the resource is not online.

Cause: A resource action operation could not be performed because the resource was not online.

Action: Ensure the resource is online before attempting to run an action.

CRS-02862: Cannot update the ACTIONS attribute, because the input is not valid

Cause: A resource update operation could not be performed, because the input value is not vvalid.

Action: Ensure the ACTIONS name attribute is specified in 32 or less US7ASCII characters. Ensure users and groups are prefixed with the appropriate identifier, either "user:" or "group:"

CRS-02863: Cannot restart resource '*string*' because it is not running.

Cause: A resource restart action was not performed because the resource is not running.

Action: Ensure that the resource which needs to be restarted is up and running.

CRS-02865: Resource '*string*' cannot be started on server '*string*' because it has an exclusion dependency with resources of type '*string*'.

Cause: An exclusion dependency was configured without the right to preempt a running resource.

Action: Pick a different server or stop the other resource(s) on this server.

CRS-02866: Resource '*string*' cannot be started on server '*string*' because it has an exclusion dependency with resources of type '*string*' and the force option was not specified.

Cause: An exclusion dependency was configured but the force option was not used to stop the running resource(s).

Action: Either pick a different server or use the force option.

CRS-02867: Server pool '*string*' cannot be added to the policy set.

Cause: The Generic server pool as well as its sub-pools cannot be added to the policy set.

Action: Remove the pool from SERVER_POOL_NAMES attribute.

CRS-02868: '*string*' is not a valid attribute of configuration policies.

Cause: An attempt was made to set a value for an attribute which does not belong to configuration policies.

Action: Use a valid attribute.

CRS-02869: '*string*' is not a valid attribute of the policy set.

Cause: An attempt was made to set a value for an attribute which does not belong to the policy set.

Action: Use a valid attribute.

CRS-02870: An OCR write operation has failed during upgrade of the object schema.

Cause: While performing CRS upgrade as part of the clusterware upgrade, an OCR write operation has failed.

Action: Examine the clusterware alert log for more information about OCR failures.

CRS-02871: Resource '*string*' cannot be started on server '*string*' because it has an exclusion dependency with resource '*string*'.

Cause: An exclusion dependency was configured between the two resources without the right to preempt a running resource.

Action: Pick a different server or stop the other resource on this server.

CRS-02872: Resource '*string*' cannot be started on server '*string*' because it has an exclusion dependency with resource '*string*' and the force option is not used.

Cause: An exclusion dependency was configured between the two resources but the force option was not used to stop the running resource.

Action: Either pick a different server or use the force option.

CRS-02874: Could not restart resource '*string*' on server '*string*'.

Cause: A required part of restart operation has failed.

Action: Check the preceding errors to see the cause and take appropriate action.

CRS-02875: Failed to record shutdown information in OLR.

Cause: An attempt to record information during a normal shutdown failed. This will cause the shutdown to be regarded as unplanned on the next startup, and may lead to some driver resources being disabled.

Action: Use the ocrconfig and ocrcheck utilities to detect errors in OCR. If problems exist, the registry may need to be recovered or restored.

CRS-02876: Disabled resource '*string*' due to OHASD crashes

Cause: OHASD crashes have exceeded the autostart thresholds set for this resource, and the resource has been disabled as a result.

Action: Use crsctl config to look up whether a resource has been disabled, and crsctl enable/disable to manually change the status.

CRS-02877: Owner '*string*' of the entity '*string*' does not belong to the '*string*' group.

Cause: The owner of an entity being configured was not a member of the required group.

Action: The user, issuing the command, needs to be configured to be in the group.

CRS-02878: Failed to restart resource '*string*'

Cause: An attempt to start the resource has failed.

Action: If failover is not enabled, try manually starting the resource on a different server. If failover is enabled, the resource has been failed over, and any problems are reported in subsequent messages.

CRS-02879: Cannot update the ALERT_TEMPLATE attribute, because the input is not valid

Cause: A resource update operation could not be performed, because the input value is not valid.

Action: Ensure that valid attributes are specified in a space separated list.

CRS-02880: Incorrect specification of dependency '*string*', only one modifier may be specified.

Cause: During resource update, an exclusion dependency specified more than the maximum of one modifier.

Action: Check the specification of the dependency, fix the problem indicated, and resubmit the request.

CRS-02881: Additional exclusion dependency discovered on resource '*string*' within the same dependency tree.

Cause: During resource update, a dependency specified more than the maximum of one exclusion per hard dependency tree.

Action: Check the specification of the dependency, fix the problem indicated, and resubmit the request.

CRS-02882: Unable to place an instance of resource '*string*' due to an exclusion dependency on '*string*'.

Cause: The resource cannot be placed because of the constraints imposed by its start dependencies.

Action: Either change the resource start dependencies or re-evaluate the request.

CRS-02883: Resource '*string*' failed during Clusterware stack start.

Cause: During Clusterware startup, automatic startup of the indicated resource succeeded but the resource failed before Clusterware startup completed.

Action: Retry starting Clusterware.

CRS-02884: Server '*string*' cannot be used for resource placement currently.

Cause: The server is currently configured such that it cannot be used for resource placement.

Action: Use a different server.

CRS-02885: cannot stop the last server in Domain Service Cluster with active member cluster named '*string*'

Cause: An attempt to stop the last server in the Domain Service Cluster was rejected because this cluster was still serving the indicated client cluster and perhaps other member clusters."

Action: Stop the active member clusters that use this Domain Service Cluster first, or specify the '-f' option."

CRS-02890: An administrator-managed database cannot be configured on a non-Hub server '*string*'.

Cause: An attempt was made to register a database on a server whose role is not 'hub' or the node is currently down.

Action: Use only online servers configured as Hub servers.

CRS-02891: Policy-managed databases can only be configured in server pools that use *'string'* category.

Cause: An attempt was made to configure a database using a server pool that does not currently use a category that includes only nodes with the specified role.

Action: Either use an existing server pool that uses such a category or create and use a server pool with such category.

CRS-02892: In order to use *'string'* in resources of *'string'* type, *'string'* must be set to *'string'* and *'string'* must be set to *'string'*.

Cause: An attempt was made to use an attribute such that other attributes must be set to specific values.

Action: Resubmit with the mentioned attributes set to the mentioned values.

CRS-02893: Cannot stop ASM instance on server *'string'* because it is the only instance running.

Cause: An attempt was made to stop the last ASM instance in the cluster, which would lead to a complete cluster outage.

Action: Reissue the request when there are at least two ASM instances running in the cluster.

CRS-02894: Cannot stop the ASM resource because it will lead to a complete cluster outage.

Cause: An attempt was made to stop all ASM instances in the cluster, which would lead to a complete cluster outage.

Action: Reissue the request by specifying a concrete node name.

CRS-02895: DEGREE attribute is desupported.

Cause: An attempt was made to add a resource with DEGREE attribute.

Action: Remove the DEGREE attribute from the add command.

CRS-02896: Cannot restart resource *'string'* because the restart capability of this resource is disabled.

Cause: The resource did not restart automatically because the attribute "ALLOW_RESTART" of this resource was set to "useronly".

Action: Set the attribute "ALLOW_RESTART" of this resource to "default" or start the resource manually.

CRS-02900: User *'string'* does not exist on node *'string'*.

Cause: An attempt was made to add an unknown username to the CRS Administrator list.

Action: Reissue the command with a known username. Or create the user on the node(s) specified, and reissue the command.

CRS-02901: Not authorized to modify the CRS Administrator list.

Cause: An attempt was made to modify the CRS Administrator list by a user not belonging to the CRS Administrator list.

Action: Either acquire the role of cluster administrator or have one modify the CRS Administrator list for you.

CRS-02904: Parameter *'string'* for *'relocate'* is not a singleton resource.

Cause: A relocate request specified a resource that is not singleton.

Action: Specify a singleton resource or a filter that resolves to an instance of the resource.

CRS-02905: Server pools in a policy do not have ACL attribute

Cause: A 'crsctl modify serverpool' command specified an ACL attribute with -policy or -all_policies.

Action: Omit ACL from the attributes.

CRS-02906: Server category '*string*' cannot be unregistered as it is referenced by server pool '*string*' in policy '*string*'.

Cause: The server category you are trying to remove has references to it in a policy.

Action: Make sure the server category you are trying to remove is not referenced by other entities in the policy.

CRS-02907: Resource '*string*' is not completely configured, and hence cannot be operated upon.

Cause: A request was made without specifying the PID_FILES or EXECUTABLE_NAMES.

Action: Specify a value for PID_FILES and/or EXECUTABLE_NAMES attribute, or specify values for STOP_PROGRAM, CHECK_PROGRAM and CLEAN_PROGRAMS attributes. 2908 no longer used

CRS-02909: Server '*string*' cannot be assigned to server pool '*string*' because its current role is not '*string*'.

Cause: An attempt was made to assign a server to the server pool that did not have the specified role. Only servers with the specified role can be assigned to this server pool.

Action: Retry using a different server.

CRS-02910: Unable to register server category '*string*' as this will affect running resources, but the force option was not specified.

Cause: One or more running resources were affected by the operation.

Action: Add more servers to the cluster, stop or relocate the resources mentioned right before this error, or use the force option for the same command.

CRS-02911: Unable to modify server category '*string*' as this will affect running resources, but the force option was not specified.

Cause: One or more running resources were affected by the operation.

Action: Add more servers to the cluster, stop or relocate the resources mentioned right before this error, or use the force option for the same command.

CRS-02912: Unable to start resource '*string*' on server '*string*' because resource dependencies require stopping it on a different server.

Cause: A start request failed because resource dependencies would require stopping the resource in order to start it somewhere else.

Action: Manually stop the resource before starting it elsewhere.

CRS-02913: '*autostart delay*' value '*string*' is invalid.

Cause: The command specified an '*autostart delay*' time that was non-numeric or negative.

Action: Specify a non-negative numeric value for the '*autostart delay*' argument.

CRS-02914: 'autostart servercount' value '*string*' is invalid.

Cause: The command specified an 'autostart servercount' value that was non-numeric or negative.

Action: Specify a positive numeric value for the 'autostart servercount' argument.

CRS-02915: Failed to update 'autostart delay' (*string*) or 'autostart servercount' (*string*). Details at *string* in *string*.

Cause: A request to update the automatic start details failed because of incorrect input values.

Action: Use the ocrcheck utility to detect errors in OCR. If problems exist, the registry may need to be recovered or restored.

CRS-02917: The '*string*' server pool cannot be removed from the system.

Cause: The command to remove the server pool from the policy set would have caused it to be removed from the system completely.

Action: Reissue the 'crsctl modify policyset' command with the -ksp option.

CRS-02918: Authorization failure: operating system group '*string*' does not exist on server '*string*'

Cause: The specified operating system group does not exist on the specified server. Cluster Ready Services requires that all groups used by the resources it manages exist on each server of the cluster.

Action: Add the specified operating system group on the specified server.

CRS-02919: Resource '*string*' has no instances to act upon.

Cause: An attempt was made to act on a resource that has no resource instances because it is configured to run on servers that have never existed in the cluster.

Action: Retry the command when the resource has instances.

CRS-02920: Unable to activate policy '*string*' because this will affect running resources, but the force option was not specified.

Cause: An attempt to activate a new policy would have affected one or more running resources but the force option was not specified.

Action: Reevaluate the request and if it makes sense, set the force option and resubmit.

CRS-02921: Unable to register policy because attribute '*string*' for resource '*string*' does not have the POLICY_CONFIG flag.

Cause: An attempt was made to specify resource attributes in the policy that do not have the POLICY_CONFIG flag.

Action: Only attributes that can be policy managed and have the POLICY_CONFIG flag can be specified in a policy definition.

CRS-02922: The attribute '*string*' is not supported for resource type '*string*'.

Cause: An attempt to update a CRS resource specified an attribute that is not associated with the resource type.

Action: Specify only attributes that are associated with the type of resource being updated.

CRS-02923: The EXPRESSION attribute cannot accept 'string' as a server configuration attribute.

Cause: An attempt was made to set a server configuration attribute that cannot be used with the EXPRESSION attribute.

Action: Use a valid attribute.

CRS-02924: The EXPRESSION attribute contains invalid value 'string' for server configuration attribute 'string'.

Cause: An attempt was made to set a value which cannot be assigned to a server configuration attribute.

Action: Use a valid value.

CRS-02925: The dependency modification 'string' for the targets 'string' has an unknown dependency or incorrect syntax.

Cause: An attempt was made to modify an existing dependency without providing a known dependency or the correct modification syntax.

Action: Refer to the Oracle Clusterware documentation for an explanation of supported dependencies and the resource dependency modification syntax.

CRS-02926: Cannot find a match for target 'string' in the modification list for dependency 'string'.

Cause: There was no existing dependency that had the same target to be modified.

Action: Supply the correct target for the dependency modification.

CRS-02927: The requested action for the resource 'string' was aborted due to a timeout.

Cause: The timeout specified for a custom action was reached before the action could complete.

Action: Revise the timeout setting and retry the action.

CRS-02928: The dependency on type 'string' cannot be accepted because it is specified multiple times.

Cause: A duplicate type was assigned as a dependency to a resource.

Action: Revise the dependency list to ensure that no duplicate types exist.

CRS-02929: The dependency on resource 'string' cannot be accepted because it is specified multiple times.

Cause: A duplicate resource was assigned as a dependency to a resource.

Action: Revise the dependency list to ensure that no duplicate resources exist.

CRS-02930: The server category 'string' cannot be deleted because it is still a dependency for one or more resources.

Cause: An attempt was made to delete a server category that was still a dependency for one or more resources.

Action: Either modify the dependency attributes of the associated resources or delete those resources and try again.

CRS-02931: Server category 'string' used in dependency 'string' does not exist or is not registered.

Cause: An attempt was made for the current resource to have a dependency on a server category that does not exist.

Action: Check the specification of the dependency, fix the problem indicated, and resubmit the request.

CRS-02932: The dependency on server category '*string*' is not supported for a resource type.

Cause: An attempt to specify a server category dependency for a resource type failed because server category dependency is only supported for a resource.

Action: Omit the server category dependency.

CRS-02933: The server category name for the relation '*string*' is missing.

Cause: The server category name was expected for the resource dependency, but it was not supplied.

Action: Provide the server category name when resubmitting the request.

CRS-02949: The dispersion dependency '*string*' is specified with multiple modifiers.

Cause: An attempt to specify the dispersion dependency failed because multiple modifiers were specified where at most one is supported.

Action: Check the specification of the dependency, fix the problem indicated, and resubmit the request.

CRS-02961: Consistency problem in registry while processing category '*string*'. Details at *string* in *string*.

Cause: This is an internal error.

Action: Contact Oracle Support Services.

CRS-02962: Consistency problem in registry while processing server pool '*string*'. Details at *string* in *string*.

Cause: This is an internal error.

Action: Contact Oracle Support Services.

CRS-02963: Consistency check for all entities managed by the Cluster Ready Services has completed successfully.

Cause: None.

Action: None

CRS-02964: cannot run resource '*string*' on server '*string*' because the server needs an additional *number* MB of memory

Cause: An attempt to start a resource on a server failed because the server needed the indicated additional memory to satisfy the memory requirements of the resource.

Action: Change the placement policy of the resource to expand the server selections, change the memory requirement of the resource, or add more memory to the server to which the resource is directly assigned.

CRS-02965: cannot run resource '*string*' on server '*string*' because the server needs *number* additional CPUs

Cause: An attempt to start a resource on a server failed because the server needed additional CPUs to satisfy the CPU requirement of the resource.

Action: Change the placement policy of the resource to expand the server selections, change the CPU requirement of the resource, or add more CPUs to the server to which the resource is directly assigned.

CRS-02966: There are no servers satisfying the placement policy for resource '*string*'.

Cause: An attempt to start a resource on servers that were available according to the placement policy failed because none of those servers could satisfy the requirements of the resource.

Action: Change the placement policy of the resource to expand the server selections, change the requirements of the resource, or upgrade the configurations of the eliminated servers.

CRS-02967: Resource instance '*string*' is unable to start because it is scheduled for deletion.

Cause: An online relocate attempt on this resource failed to stop the specified resource instance. The resource instance is scheduled for deletion when it stops.

Action: Use '`crsctl stop resource`' to stop the resource instance manually.

CRS-02968: authorization failure updating attribute '*string*'

Cause: Write access permission was not granted to this user to modify the attribute.

Action: Either omit the attribute, or issue the command from an operating system user who has the required permission.

CRS-02969: cannot add resource '*string*' because a resource group exists with the same name

Cause: An attempt to add a resource failed because a resource group with the same name was already registered.

Action: Reissue the command specifying a different name for the new resource.

CRS-02970: Value '*string*' is invalid, must be one of: '*string*', '*string*', '*string*', or '*string*'.

Cause: An attempt to change an attribute value of a resource was rejected because the indicated value was specified, when it must have been one of the other values indicated in the message.

Action: Retry modifying the resource attribute value specifying one of the allowed values as shown in the error message.

CRS-02971: cannot run resource ora.asm on server '*string*' on quarantined site '*string*'

Cause: An attempt to run resource ora.asm on the indicated server was rejected because that server was in the indicated site, which was quarantined so that no ASM client or instance could be run there.

Action: Unquarantine the site before attempting to run the resource.

CRS-02972: There are no servers satisfying the CPU and memory requirements for resource '*string*'.

Cause: An attempt to start the indicated resource failed because there were no servers available that meet the CPU-count and memory requirements of that resource.

Action: If possible, change the CPU or memory requirements of the resource or add more CPUs or memory to the servers in the cluster.

CRS-02973: The CPU count '*number*' exceeds the maximum value of '*number*'.

Cause: An attempt to modify a resource failed because the specified CPU count exceeded the maximum value indicated in the message.

Action: Retry modifying the resource attribute value specifying a value less than the maximum value as shown in the message.

CRS-02974: unable to act on resource '*string*' on server '*string*' because that would require stopping or relocating resource '*string*' but the -force option was not specified

Cause: The attempted operation on the indicated resource and server was rejected because it would have required stopping or relocating the additional resource as shown. The -force option would have been required to allow the additional effects.

Action: Reevaluate the request and, if appropriate, specify the -force option and resubmit.

CRS-02975: duplicate attempt to complete Transparent HA for resource '*string*' rejected

Cause: An attempt to end the transparent High Availability (HA) action on the indicated resource instance was rejected because the same action was already pending on that resource instance."

Action: None

CRS-02976: The workload maximum memory '*number*' MB exceeds the available memory size of '*number*' MB.

Cause: An attempt to modify a resource failed because the specified workload maximum memory exceeded the available value indicated in the message.

Action: Retry modifying the resource attribute value specifying a value less than or equal to the available value as shown in the message.

CRS-02977: The specified value '*number*' exceeds the available CPU capacity on node '*string*'

Cause: An attempt to modify the attribute WORKLOAD_CPU_CAP was rejected because the new value would have caused the total CPU utilization to exceed 100% on the node given in the message.

Action: Check the CPU utilization on the mentioned node and re-issue the modify command with an appropriate value.

CRS-03501: The Cluster Health Analysis service started on host *string*.

Cause: The Cluster Health Analysis service was successfully started on the listed node.

Action: None

CRS-03502: The Cluster Health Analysis service aborted on host *string*. Details at *string* in *string*.

Cause: The Cluster Health Analysis service aborted due to an internal error.

Action: Determine whether the Cluster Health Analysis service has automatically restarted by checking the Oracle Clusterware alert log. If the problem persists, contact Oracle Support Services.

CRS-03503: The Cluster Health Analysis service on host *string* is shutting down.

Cause: The Cluster Health Analysis service on the listed node was terminated.

Action: None

CRS-04000: Command *string* failed, or completed with errors.

Cause: The specified command did not complete successfully. If the command performs multiple operations internally, one or more of those operations experienced an error that is reported in a previous message.

Action: Examine the error message(s) preceding this message and correct the problem(s) they describe.

CRS-04016: Key '*string*' is missing in the OCR.

Cause: Internal error.

Action: Contact Oracle Support Services.

CRS-04017: Failed to get the value for key '*string*' from OCR.

Cause: Internal error.

Action: Contact Oracle Support Services.

CRS-04038: Cannot delete invalid user '*string*' from CRS Admin list.

Cause: An attempt was made to delete an invalid username from the CRS Admin list.

Action: Reissue the command with a valid username.

CRS-04040: The value of attribute '*string*' contains the following invalid characters: '*string*'

Cause: An attribute value with invalid characters was specified.

Action: Reissue the command and provide valid characters for the attribute value.

CRS-04044: CRS Administrator List: *string*

Cause: Output message, not an error.

Action: None

CRS-04046: Invalid Oracle Clusterware configuration.

Cause: The Oracle Clusterware configuration is invalid.

Action: Configure Oracle Clusterware or Oracle Restart.

CRS-04047: No Oracle Clusterware components configured.

Cause: No Oracle Clusterware components have been configured.

Action: Configure Oracle Clusterware or Oracle Restart.

CRS-04050: Rejecting the command because the cluster active version [*string*] is less than the required cluster active version [*string*]

Cause: The command was rejected because the cluster active version was less than the required cluster active version.

Action: Reissue the command with a valid cluster active version.

CRS-04200: Failed to initialize a security context during wallet IPMI credentials creation.\n

Cause: Internal error.

Action: Contact Oracle Support Services.

CRS-04201: Hash context initialization failure during wallet IPMI credentials creation\n

Cause: Internal error.

Action: Contact Oracle Support Services.

CRS-04202: String hashing failed during wallet credentials creation\n

Cause: Internal error.

Action: Contact Oracle Support Services.

CRS-04203: Hashing creation error during wallet credentials creation\n

Cause: Internal error.

Action: Contact Oracle Support Services.

CRS-04204: Failed to initialize the IPMI credentials wallet: *string*\n

Cause: While trying to initialize the IPMI credentials wallet, the cluster wallet subsystem returned an unexpected error. The error is included with this message.

Action: See the documentation and follow the directions for the displayed error.

CRS-04205: Failed to open the IPMI credentials wallet. The wallet does not exist.\n

Cause: The wallet does not exist.

Action: Configure the wallet for the IPMI device using 'crsctl set'\n"

CRS-04206: Error reading IPMI credentials wallet: '*string*'\n

Cause: While trying to read the IPMI credentials wallet, the cluster wallet subsystem returned an unexpected error. The error is included with this message.

Action: See the documentation and follow the directions for the displayed error.

CRS-04207: Error writing IPMI credentials wallet: '*string*'\n

Cause: While trying to write the IPMI credentials wallet, the cluster wallet subsystem returned an unexpected error. The error is included with this message.

Action: See the documentation and follow the directions for the displayed error.

CRS-04208: Unexpected error encountered during lookup of IPMI credentials in the wallet\n

Cause: Possible corruption in wallet or internal error.

Action: Reconfigure the IPMI wallet using 'crsctl set' and then retry the operation. If the retry fails call Oracle Support Services.

CRS-04209: IPMI credentials not contained in the wallet\n

Cause: The wallet has not been configured.

Action: Configure the wallet for the IPMI device using 'crsctl set'\n

CRS-04210: Failed to obtain the length of IPMI credentials while accessing the wallet.\n

Cause: Possible corruption in wallet or internal error.

Action: Reconfigure the IPMI wallet using "crsctl set" and then retry the operation. If the retry fails call Oracle Support Services.

CRS-04211: Failed to allocate memory\n

Cause: Insufficient system memory resources.

Action: Correct the system memory resources problem and retry.

CRS-04212: Failed to obtain the secret from the wallet.\n

Cause: Possible corruption in wallet or internal error.

Action: Reconfigure the IPMI wallet using "crsctl set" and then retry the operation. If the retry fails call Oracle Support Services.

CRS-04213: Secret from wallet has incorrect size\n

Cause: Possible corruption in wallet or internal error.

Action: Reconfigure the IPMI wallet using "crsctl set" and then retry the operation. If the retry fails call Oracle Support Services.

CRS-04214: crsctl *string* and *string* wallet versions of IPMI do not match.\n

Cause: A mismatch occurred between the IPMI versions of crsctl and the Cluster Synchronization Services Daemon.

Action: Check proper installation and configuration of crsctl and the Cluster Synchronization Services Daemon.

CRS-04215: Wallet secret encoding error\n

Cause: Internal error.

Action: Contact Oracle Support Services.

CRS-04216: Unexpected error configuring the wallet contents\n

Cause: Possible corruption in wallet or internal error.

Action: Reconfigure the IPMI wallet using "crsctl set" and then retry the operation. If the retry fails call Oracle Support Services.

CRS-04217: Unexpected error saving IPMI credentials wallet: *string*\n

Cause: While trying to save the IPMI credentials wallet, the cluster wallet subsystem returned an unexpected error. The error is included with this message.

Action: See the documentation and follow the directions for the displayed error.

CRS-04218: Unable to access an IPMI device on this system\n

Cause: A test for the availability of an IPMI device failed. This can occur if: - the IPMI device driver is not installed, - the installed device driver is not supported by Oracle, - IPMI is not supported on this platform or operating system, - no IPMI device is present, or - an IPMI device is present but not configured.

Action: Verify that IPMI hardware supporting IPMI version 1.5 or greater is present and supported on this server, that the IPMI device is configured and the device driver is properly installed.

CRS-04219: Failed to open the wallet. User must be the creator of the wallet: *string* \n

Cause: Not the owner/creator of the wallet. The cluster wallet subsystem returned an error included with this message.

Action: Retry as the owner/creator of the wallet. If necessary, also see the documentation and follow the directions for the displayed error.

CRS-04221: Must specify a password\n

Cause: No password entered in response to password prompt.

Action: Specify a password which matches the local servers IPMI BMC password.

CRS-04222: Supplied password was greater than *number* bytes\n

Cause: The password specified was too long for the IPMI device.

Action: Supply a password with a length no greater than the indicated size while still matching the password used to configure the IPMI device. Retry.

CRS-04223: Username is greater than *number* bytes\n

Cause: The username specified was too long for the IPMI device.

Action: Supply a username with a length no greater than the indicated size while still matching the username used to configure the IPMI device. Retry.

CRS-04224: Unable to communicate with the Cluster Synchronization Services daemon to update IPMI values.\n

Cause: crsctl modified the IPMI credential wallet but could not notify the Cluster Synchronization Services Daemon.

Action: Retry after assuring the Cluster Synchronization Services Daemon is functioning by executing csscheck.

CRS-04225: Unexpected authorization error while creating the IPMI credentials wallet: *string*\n

Cause: Error creating the IPMI credentials wallet. The cluster wallet subsystem returned an unexpected error. The error is included with this message.

Action: See the documentation and follow the directions for the displayed error and retry.

CRS-04226: Unexpected authorization error while saving the IPMI credentials wallet: *string*\n

Cause: While attempting to save the IPMI credentials wallet, the cluster wallet subsystem returned an authorization error. The text of the authorization error text is included with this message. This error was unexpected, and might have been due to an internal error, because wallet creation should be authorized for anyone, and, if the wallet was pre-existing, it had already been read after proper authorization checks.

Action: Consult the documentation for the included message to investigate the root cause of the authorization error, and retry the "set" operation if indicated. If this fails, contact Oracle Support Services.

CRS-04227: Configuration data stored but IPMI IP address is required to complete the change. The change cannot be validated until the information is complete.\n

Cause: Not proceeding with Client's IPMI login change request because all information such as IPMI username, password and IP address need to be present.

Action: Execute 'crsctl set css ipmiaddr' from crsctl.

CRS-04228: Value of attribute '*string*' is missing\n

Cause: The user did not provide a value for the attribute.

Action: Provide a value using the format *attrName=value*, where *value* may be empty single quotes.

CRS-04229: The IPMI information change was successful\n

Cause: The IPMI address and authorization information have been validated and the change completed.

Action: None required.

CRS-04230: A device was found where the IPMI device should be, but the device is not an IPMI device\n

Cause: The IPMI driver may not be configured or supported by this host.

Action: Check the configuration of the IPMI driver and verify the server's support of an IPMI version 1.5 or greater device.

CRS-04231: IPMI device and/or driver found

Cause: An IPMI device and/or device driver was identified on the machine. Detection mechanisms for IPMI hardware vary by platform.

Action: None required.

CRS-04232: Configuration data stored but IPMI authorization information is required to complete the change. The change cannot be validated until the information is complete.

Cause: Not proceeding with Client's IPMI login change request because all information (IPMI username, password and IP address) need to be present.

Action: Execute 'crsctl set css ipmiadmin' from crsctl.

CRS-04233: New IPMI configuration data stored, but failed validation by remote node.

Cause: The supplied configuration data was stored in the Oracle registry, but the resulting configuration could not be used for IPMI access by a remote node. The stored IP address and/or IPMI admin credentials is/are incorrect.

Action: The validating node is identified in the CRS alert log, and further details can be found in the alert log on that node. Verify the credentials for the local IPMI device and reset the configuration using commands 'crsctl set css ipmiadmin' and 'crsctl set css ipmiaddr'

CRS-04234: IPMI configuration unset and registry entries deleted.

Cause: Requested operation successful. However, if the CRS stack was able to access and use the deleted configuration data, it will continue to do so until it is restarted.

Action: None required. Enter new configuration data or restart the CRS stack if desired.

CRS-04235: Failed to delete the IPMI configuration from the Oracle Registry: 'string'

Cause: An error was encountered in the Oracle registry sub-system while trying to clear IPMI configuration and delete the IPMI configuration entries. The detailed error message is included with this message.

Action: See the documentation and follow the directions for the displayed error.

CRS-04236: Oracle Clusterware configured to use IPMI

Cause: The Oracle Registry contains complete configuration data for IPMI.

Action: None required.

CRS-04237: Oracle Clusterware is not fully configured to use IPMI

Cause: The Oracle Registry does not contain complete configuration data for IPMI.

Action: None required.

CRS-04251: Failed to change the discovery string

Cause: An internal error happened during this operation.

Action: Contact Oracle Support Services.

CRS-04252: Failed to update the profile with the new discovery string

Cause: An internal error happened when updating the discovery string in the profile.

Action: Contact Oracle Support Services.

CRS-04253: The discovery string can not be changed because the voting files are on ASM\n

Cause: Changing the discovery string is allowed only if the voting files are not on ASM.

Action: None

CRS-04254: The discovery string has already been set to this value\n

Cause: The value being passed is the same as the current discovery string.

Action: Pass a different discovery string if necessary.

CRS-04255: Not able to find the current configured voting files with the provided discovery string\n

Cause: The supplied discovery string does not discover the voting files that are currently configured.

Action: Pass a different discovery string that includes the location of the current configured voting files.

CRS-04256: Updating the profile\n

Cause: An update to the profile is being performed.

Action: None

CRS-04257: Voting file discovery string successfully replaced\n

Cause: A request to replace a discovery string completed.

Action: None

CRS-04258: Addition and deletion of voting files are not allowed because the voting files are on ASM\n

Cause: A voting file add or delete request was issued, but voting files have been configured on ASM storage. Once voting files are configured for ASM, changes in the configuration can be made only with 'crsctl replace votedisk'.

Action: Use 'crsctl replace votedisk' to modify the voting file configuration.

CRS-04259: Only one ASM diskgroup may be specified\n

Cause: If the voting files will be on ASM, no more than one diskgroup should be specified.

Action: Specify the correct ASM diskgroup.

CRS-04260: Voting file *string* is already configured\n

Cause: The location provided is already configured as a voting file.

Action: Specify another location that is not a current voting file.

CRS-04261: Diskgroup *string* is already configured with voting files\n

Cause: The diskgroup name provided is already configured with voting files.

Action: Specify another location for the voting files.

CRS-04262: Failure when retrieving information from the GPnP profile\n

Cause: An internal error happened when accessing GPnP profile.

Action: Contact Oracle Support Services.

CRS-04263: This operation is not allowed\n

Cause: Replacing a list of non-ASM voting files with a different list of voting files is not supported.

Action: To change the list of non-ASM voting files and add new voting files, use 'crsctl add css votedisk *vfile* ... *vfile*'.

CRS-04264: The operation could not be validated\n

Cause: An internal error happened during the validation of the discovery string.

Action: Contact Oracle Support Services.

CRS-04265: The operation cannot be performed because the profile is busy with another operation\n

Cause: Another operation on the profile is taking place.

Action: Let the other operation finish and retry.

CRS-04266: Voting file(s) successfully replaced\n

Cause: A request to replace a voting files(s) completed.

Action: None

CRS-04267: Error while updating the profile with ASM discovery string\n

Cause: An internal error happened while updating the ASM discovery string.

Action: Contact Oracle Support Services.

CRS-04268: '-name' option is allowed only with APPQOSDB or CVUDB type wallets

Cause: The '-name' option was specified in a wallet command for other than APPQOSDB or CVUDB type wallet.

Action: Use the '-name' option only for actions on APPQOSDB or CVUDB type wallets.

CRS-04269: Successful get priority *number string* for Cluster Synchronization Services.\n

Cause: The 'get' operation was performed successfully.

Action: None

CRS-04271: Voting file creation in other than an ASM disk group prohibited in this cluster.\n

Cause: An attempt was made to create voting files outside the ASM disk group.

Action: Specify an ASM disk group for voting file creation or replacement.

CRS-04272: error while identifying voting files in use\n

Cause: More than one voting file was identified for the cluster.

Action: Contact Oracle Support Services.

CRS-04273: Creation of voting files in an ASM disk group not allowed using the command 'crsctl add votedisk'.\n

Cause: An attempt was made to create voting file in the ASM disk group with the command 'crsctl add votedisk'.

Action: Use 'crsctl replace votedisk' to add or replace the voting files in ASM disk group.

CRS-04274: Command not supported in this cluster.\n

Cause: An attempt was made to add voting file(s) in a client cluster with the command 'crsctl add votedisk'.

Action: Use 'crsctl replace votedisk' to add or replace the voting file in client clusters.

CRS-04275: Command 'crsctl add css votedisk' command is invalid.\n

Cause: An attempt to add a voting file using 'crsctl add css votedisk' was rejected because voting files are only supported on ASM disk group. Changes in configuration can be made only with 'crsctl replace votedisk'.

Action: Use 'crsctl replace votedisk' to add the voting files.

CRS-04276: Command 'crsctl delete css votedisk' command is invalid.\n

Cause: An attempt to delete a voting file using 'crsctl delete css votedisk' was rejected because voting files are present in ASM disk group.

Action: Use 'crsctl replace votedisk' to replace the voting files.

CRS-04399: Command no longer supported. Use 'crsctl get tracefileopts css' or 'crsctl set tracefileopts css' instead.\n

Cause: The specified command is no longer supported and has been replaced.

Action: Use command 'crsctl get tracefileopts css' or 'crsctl set tracefileopts css'. For the complete syntax enter 'crsctl get tracefileopts -help' or 'crsctl set tracefileopts -help'.

CRS-04402: The CSS daemon was started in exclusive mode but found an active CSS daemon on node *string*, number *string*, and is terminating

Cause: The CSS daemon was started in exclusive mode, which requires that the clusterware stack is down on all other nodes to ensure data integrity. A CSS daemon was detected on another node, so the CSS daemon on this node is terminating.

Action: If this message displays as part of the install process, no action is required, otherwise stop the Oracle clusterware stack that is running on the indicated node. The name and number of the active node may be unknown.

CRS-04404: The following nodes did not reply within the allotted time:\n*nstring*

Cause: The clusterized command timed out before the specified nodes responded to the command.

Action: Check if the nodes are online; also check for communications problems. Consider issuing the command locally on the specified node(s).

CRS-04405: The following nodes are unknown to Oracle High Availability Services:\n*nstring*

Cause: The local Oracle High Availability Services is not in contact with Oracle High Availability Services on the specified nodes.

Action: Check if the nodes are online and Oracle High Availability Services is running. Check for communications problems and consider issuing the command locally on the specified node(s).

CRS-04406: Oracle High Availability Services synchronous start failed.

Cause: A start of Oracle High Availability Services with the '-wait' or '-waitas' option did not complete successfully. This message is preceded by others describing errors that occurred.

Action: Examine the error messages preceding this message and correct the problems they describe.

CRS-04407: Values bigger than 10 are not allowed for parameter *string*.\n

Cause: This parameter does not allow values higher than 10.

Action: Use a value between 0 and 10.

CRS-04408: Node '*string*' configured role successfully changed; restart Oracle High Availability Services for new role to take effect.

Cause: The 'crsctl set node role' command was run to change the role of a node in a Flex Cluster.

Action: Restart Oracle High Availability Services on the node by running 'crsctl stop crs' and 'crsctl start crs'.

CRS-04409: Node '*string*' is already configured in '*string*' role.

Cause: A 'crsctl set node role' command specified the role already configured for the node."

Action: Specify a different role or a different node, if appropriate.

CRS-04411: The role of node *string* cannot be converted to 'leaf'.

Cause: An attempt was made to modify the role of the last remaining configured 'hub' node to 'leaf' node, which is not allowed or the node is already a 'leaf' node."

Action: If role of this node must to be modified to 'leaf', first bring up another node as a 'hub' node to ensure that there is always at least one 'hub' node.

CRS-04412: Attribute '*string*' does not exist.

Cause: An attempt was made to obtain the value for a nonexistent attribute.

Action: Verify the attribute name was specified as intended or retry with a valid attribute.

CRS-04413: The following message was received from node '*string*':

Cause: The mentioned node has sent a message indicating the status of the executed command.

Action: See the following message for the status.

CRS-04414: The specified 'crsctl set trace' or 'crsctl get trace' command is no longer supported.\n

Cause: A request was made to modify or acquire a component trace level which could not be carried out because the designated component tracing is no longer performed, making the concept of component trace level no longer applicable.

Action: None

CRS-04415: cannot stop all the Hub Nodes when clusterware stack is still up and running on a Leaf Node

Cause: An attempt to stop all the Hub Nodes was rejected because the clusterware stack was still running on a Leaf Node, which needs to be connected to a Hub Node."

Action: Stop all the stacks on the Leaf Nodes first, or keep at least one stack up and running on a Hub Node."

CRS-04416: Server attribute '*string*' successfully changed. Restart Oracle High Availability Services for new value to take effect.

Cause: The 'crsctl set' command was run to change the server attribute of a node in a Flex Cluster, however the new value had not taken effect.

Action: To have the new value take effect restart Oracle High Availability Services on the node by running 'crsctl stop crs' and 'crsctl start crs'.

CRS-04468: could not retrieve the software patch level because host *string* is not a cluster member\n

Cause: The software patch level could not be retrieved for the indicated host because it is not a cluster member.

Action: Specify a host name that belongs to the cluster.

CRS-04477: Oracle Cluster Registry security attributes cannot be initialized.\n

Cause: An attempt to initialize the Oracle Cluster Registry (OCR) security attributes failed because CRS could not obtain either the user name or the user group name.

Action: Report the error to Oracle Support Services.

CRS-04481: Unable to spawn a process.\n

Cause: There was an internal error while spawning a process.

Action: Report the error to Oracle Support.

CRS-04482: A child process terminated abnormally.\n

Cause: A child process exited due to an internal error.

Action: Report the error to Oracle Support.

CRS-04602: Failed *number* to add voting file *string*.\n

Cause: An attempt to add a voting file failed. The number following "Failed" is a return code, which can be: 1 - internal OCSSD server error; 8 - rejected by OCSSD; 15- insufficient privileges for this operation; 19- version incompatibility between client and server;

Action: Respond based on the return code as follows: 15 - adjust privileges or use a different userid 19 - ensure that compatible versions are installed others - report to Oracle Support Services

CRS-04608: Failure *number* with Cluster Synchronization Services while deleting voting disk.\n

Cause: An attempt to delete a voting disk failed. The number following "Failed" is a return code, which can be: 1 - internal OCSSD server error; 8 - rejected by OCSSD; 15- insufficient privileges for this operation; 16- either the specified voting disk does not exist or you tried to delete the last remaining voting disk; 19- version incompatibility between client and server.

Action: Respond based on the return code as follows: 15 - adjust privileges or use a different userid; 16 - review the voting disk configuration displayed by 'crsctl query css votedisk' and correct your request accordingly; 19 - ensure that compatible versions are installed; others - report to Oracle Support Services.

CRS-04615: Software version query failed for node *string*\n

Cause: Internal error.

Action: Contact Oracle Support Services.

CRS-04625: Failure to allocate *number* bytes for username.\n

Cause: System is out of memory.

Action: Free up memory on system and retry.

CRS-04626: The requested setting must be between *number* and *number*.\n

Cause: An attempt to change a setting to an out of bounds value.

Action: Retry with the setting within the proper limits.

CRS-04627: Unable to lock the configuration before making changes. *number*\n

Cause: Failure in a CSS API acquiring a lock.

Action: Retry or contact support for information on the error code.

CRS-04628: Change to configuration failed, but was successfully rolled back.\n

Cause: See accompanying messages for explanation of cause.

Action: No action is required. This indicates that no damage was done.

CRS-04629: Unable *number* to mark unformat information on voting file *string*\n

Cause: Probably an unreadable / unwritable voting file was being removed.

Action: If cause is correct, this is ignorable, but not ideal.

CRS-04630: Unable to apply correct permissions to new voting file *string*.\n

Cause: An attempt to set permissions on a new voting file failed. This message is accompanied by others that provide OS-specific details of the error.

Action: Examine the OS-specific error and correct it if possible; otherwise, specify a different voting file.

CRS-04631: Unable *number* to undo initialization of voting file.\n

Cause: Could not roll back format of voting file.

Action: Disk should be cleaned out before an attempt to add again.

CRS-04632: Unable *number* to roll back OCR settings for voting file.\n

Cause: Could not remove temporary changes to OCR adding voting file.

Action: Shut down the cluster and restart. New voting file must be removed with "crsctl delete css votedisk".

CRS-04633: This could take several minutes.\n

Cause: CRS daemons is engaged in an activity take could potentially take a long time.

Action: None

CRS-04634: Retrying stop resources.\n

Cause: crsctl command is trying again to stop resources.

Action: None

CRS-04635: Internal error '*number*' while attempting to send shutdown request

Cause: This is an internal error.

Action: If retrying does not work, contact Oracle support

CRS-04636: Failure *number* in clsvrelversion

Cause: Internal error.

Action: Contact Oracle Support Services.

CRS-04637: Oracle High Availability Services release version on the local node is [*string*]\n

Cause: Output message, not an error.

Action: None

CRS-04646: Disk group *string* does not exist or is not mounted.\n

Cause: The indicated disk group was not found or was not mounted.

Action: Create or mount the Disk group before use.

CRS-04651: No resources found on server '*string*'.

Cause: The server has no resources associated with it.

Action: Provide a server with resources running.

CRS-04652: Failure *number* in clsvswversion for the local node

Cause: Internal error.

Action: Contact Oracle Support Services.

CRS-04653: Server name '*string*' contains invalid characters.

Cause: The name provided contains invalid characters.

Action: Use a server name with only alphanumeric characters.

CRS-04654: Server '*string*' could not be found.

Cause: The name provided is not a known server's name.

Action: Use a known server's name.

CRS-04655: Resource '*string*' could not be found.

Cause: The name provided is not a known resource's name.

Action: Use a known resource's name.

CRS-04656: Resource '*string*' is not running on server '*string*'.

Cause: The resource is not on the server the user specified.

Action: User must type a known server.

CRS-04657: Source and destination servers are the same.

Cause: The source and destination servers may not be the same.

Action: Specify a different destination server.

CRS-04658: The clusterware stack on node *string* is not completely down.\n

Cause: There is indication that the clusterware stack is still up.

Action: Shut down the entire clusterware stack before deleting the node.

CRS-04659: Error while trying to unpin node *string*.\n

Cause: An internal error happened during this operation.

Action: Contact Oracle Support Services.

CRS-04660: Could not find node *string* to delete.\n

Cause: The node to be deleted could not be found because it has not been a member of this cluster recently.

Action: Check the name provided. If the name is correct, the node has been automatically deleted because it was inactive for a long time and no further action is required to delete the node from the cluster.

CRS-04661: Node *string* successfully deleted.\n

Cause: A request to delete a node completed.

Action: None

CRS-04662: Error while trying to delete node *string*.\n

Cause: Some internal error happened during this operation.

Action: Contact Oracle Support Services.

CRS-04663: could not find node *string* to pin\n

Cause: The indicated node was not an active Hub node in the cluster.

Action: Ensure that the node name is correct, is a Hub node, and that Oracle Clusterware is running on the node.

CRS-04664: Node *string* successfully pinned.\n

Cause: A request to pin a node completed.

Action: None

CRS-04665: Error while trying to pin node *string*.\n

Cause: An internal error happened during this operation.

Action: Contact Oracle Support Services.

CRS-04666: Could not find node *string* to unpin.\n

Cause: An unpin request specified a node that is not an active hub node in the cluster.

Action: Ensure that the node name is correct, that it is a hub node, and that Oracle Clusterware is running on the node.

CRS-04667: Node *string* successfully unpinned.\n

Cause: A request to unpin a node completed.

Action: None

CRS-04668: This ASM diskgroup does not contain voting disks to be deleted\n

Cause: The ASM diskgroup name provided does not contain voting files.

Action: Provide the right ASM diskgroup name.

CRS-04669: Failed to set parameter *string* to *number* due to conflicting parameter *string*; the new value for *string* must be less than *number*.\n

Cause: An attempt was made to set a new value to a configuration parameter which conflicts with another parameter's current value.

Action: Set the value of this parameter to a lower value than what is indicated in the message.

CRS-04670: Failed to unset parameter *string* due to conflicting parameter *string* currently set to *number*.\n

Cause: An attempt was made to unset a configuration parameter which conflicts with another parameter's current value.

Action: Set the conflicting parameter to a value which can coexist with proposed parameter change before submitting this parameter change.

CRS-04671: This command is not supported for ASM diskgroups.\n

Cause: The command 'crsctl add css votedisk' contains one or more ASM diskgroups in the list of voting files. Voting files may be migrated to and from ASM, but diskgroups cannot be added or deleted.

Action: Use an appropriate 'crsctl set' command to add ASM diskgroups. Use 'crsctl replace votedisk' command to migrate voting files to ASM.

CRS-04672: Successfully backed up the Voting File for Cluster Synchronization Service.\n

Cause: The backup of the voting file completed successfully.

Action: None

CRS-04673: Oracle High Availability Services version on the local node is [string] \n

Cause: Output message, not an error.

Action: None

CRS-04674: Cannot add invalid user 'string' to CRS Admin list.

Cause: An attempt was made to add an invalid username to the CRS Admin list.

Action: Reissue the command with a valid username.

CRS-04677: Failed to get string for Cluster Synchronization Services.\n

Cause: An internal error happened during this operation for Cluster Synchronization Services.

Action: Contact Oracle Support Services.

CRS-04678: Successful get string number for Cluster Synchronization Services.\n

Cause: The 'get' operation was performed successfully.

Action: None

CRS-04681: Failed to unset priority for Cluster Synchronization Services.\n

Cause: An internal error happened during this operation for Cluster Synchronization Services.

Action: Contact Oracle Support Services.

CRS-04682: Successful unset priority for Cluster Synchronization Services.\n

Cause: The 'unset' operation was performed successfully.

Action: None

CRS-04683: failed to set parameter 'string' to number for Cluster Synchronization Services with error number\n

Cause: A 'crsctl set' command failed. The number following "error" is a return code, which can be: 1 - internal OCSSD server error 15 - insufficient privileges for this operation

Action: Respond based on the return code as follows: 15 - Adjust privileges or use a different user ID. others - Contact Oracle Support Services.

CRS-04684: Successful set of parameter string to number for Cluster Synchronization Services.\n

Cause: The 'set' operation was performed successfully for Cluster Synchronization Services.

Action: None

CRS-04687: Shutdown command has completed with errors.

Cause: Processing of a shutdown command has completed with errors.

Action: Refer to preceding error message(s) for information about the errors that occurred.

CRS-04688: Oracle Clusterware is already stopped on server '*string*'

Cause: Oracle Clusterware is not running on the indicated server.

Action: None

CRS-04689: Oracle Clusterware is already stopped

Cause: Oracle Clusterware is not running.

Action: None

CRS-04690: Oracle Clusterware is already running on '*string*'

Cause: Oracle Clusterware is already running on the indicated server.

Action: None

CRS-04691: Oracle Clusterware is already running

Cause: Oracle Clusterware is already running.

Action: None

CRS-04692: Cluster Ready Services is online in exclusive mode

Cause: Cluster Ready Services is limited to providing internal services to other Oracle Clusterware components. External Cluster Ready Services are not available.

Action: When in exclusive mode, Oracle Clusterware components are dedicated to the repair or reconfiguration of the Oracle Cluster Registry, voting files or both. Oracle Clusterware should be down and remain down on every other cluster node. Only commands that check or stop the stack, interact with Cluster Synchronization Services or aid in Clusterware repair or reconfiguration should be issued.

CRS-04693: Failed to back up the voting file for Cluster Synchronization Service.\n

Cause: This is an internal error.

Action: Contact Oracle Support Services.

CRS-04694: Number of voting files cannot exceed *number*. Failed to add voting files.\n

Cause: The request to add voting files would cause the maximum number allowed to be exceeded.

Action: Specify fewer voting files to add so that the maximum is not exceeded, or include the -purge option on 'crsctl add css votedisk' to replace the existing set of files with an allowable number of new files.

CRS-04695: Voting disk addition failed because this disk *string* is a duplicate of an existing voting disk with matching File Universal ID *string*.\n

Cause: This disk is already a part of the current cluster.

Action: None needed.

CRS-04696: Failed to set parameter *string* to *number* due to conflicting parameter *string*; the new value for *string* must be greater than *number*.\n

Cause: An attempt was made to set a new value to a configuration parameter which conflicts with another parameter's current value.

Action: Set the value of this parameter to a higher value than what is indicated in the message.

CRS-04697: This command must be executed by Operating System user '*string*'.

Cause: A crsctl command was executed by the wrong Operating System user.

Action: The specified Operating System user should execute the command.

CRS-04698: Error code *number* in retrieving the patch level

Cause: Internal error.

Action: Contact Oracle Support Services.

CRS-04699: Error code *number* in retrieving the cluster configuration type

Cause: Internal error.

Action: Contact Oracle Support Services.

CRS-04700: The Cluster Time Synchronization Service is in Observer mode.\n

Cause: Vendor time synchronization software exists on at least one of the nodes in the cluster.

Action: None

CRS-04701: The Cluster Time Synchronization Service is in Active mode.\n

Cause: Vendor time synchronization software is not detected on any of the nodes in the cluster.

Action: None

CRS-04702: Offset (in msec): *string*\n

Cause: None

Action: None

CRS-04703: The Cluster Time Synchronization Service is Offline.\n

Cause: The Cluster Time Synchronization Service is not running on the current node.

Action: None

CRS-04704: Shutdown of Clusterware failed on node *string*.\n

Cause: The shutdown did not complete successfully. One or more of the internal operations experienced an error that is reported in previous messages.

Action: Examine the error message(s) preceding this message and correct the problem(s) they describe.

CRS-04705: Start of Clusterware failed on node *string*.\n

Cause: The start did not complete successfully. One or more of the internal operations experienced an error that is reported in previous messages.

Action: Examine the error message(s) preceding this message and correct the problem(s) they describe.

CRS-04708: Server name is missing

Cause: The server name provided was empty or no name was provided.

Action: Provide a valid server name.

CRS-04712: An invalid client cluster version [*string*] was provided.

Cause: An attempt to create a configuration for a client cluster failed because an invalid cluster version was provided for the cluster.

Action: Retry the operation, providing a valid client cluster version in the required format(%u.%u.%u.%u.%u).

CRS-04713: Creating member cluster credential and configuration failed.

Cause: An attempt to create a credential and configuration for a member cluster failed. This is an Internal error.

Action: Contact Oracle Support Services.

CRS-04714: invalid output file name [*string*] was provided

Cause: An invalid output file name was provided.

Action: Provide a valid file name with XML extension.

CRS-04718: deleting member cluster credential and configuration failure

Cause: An attempt to delete a credential and configuration for a member cluster failed. The accompanying messages provide detailed failure information.

Action: See the accompanying messages, correct the issue and retry the command.

CRS-04719: querying member cluster credential and configuration failure

Cause: An attempt to query a credential and configuration for a member cluster failed. The accompanying messages provide detailed failure information.

Action: See the accompanying messages, correct the issue and retry the command.

CRS-04730: Command aborted due to an internal error\n

Cause: An inconsistent internal state was detected.

Action: Call Oracle Support Services.

CRS-04731: Specified file *string* could not be created.\n

Cause: JAZN configuration file required by the OC4J container could not be created.

Action: Ensure that the directory path exists and that its permissions will allow the file to be created by oracle owner of clusterware home.

CRS-04732: Could not be open file *string*.\n

Cause: JAZN configuration file required by the OC4J container could not be opened.

Action: Ensure that the directory path exists and that its permissions will allow the file to be created by oracle owner of clusterware home.

CRS-04733: File *string* does not exist.\n

Cause: The JAZN configuration file required by the OC4J container does not exist.

Action: Ensure that the directory path exists and that its permissions will allow the file to be created oracle owner of the clusterware home.

CRS-04734: Filename was not specified.\n

Cause: filename was not supplied or was an empty string.

Action: Re-try the command by specifying a valid JAZN configuration filename.

CRS-04735: Expected OCR key does not exist\n

Cause: An infrastructure error occurred because a required OCR key was missing.

Action: Call Oracle Support Services.

CRS-04736: Operation on OCR key failed\n

Cause: Operation on OCR key failed due to an OCR error.

Action: Re-issue the command as oracle owner of clusterware home.

CRS-04737: Failed to allocate *number* bytes of memory\n

Cause: Could not allocate memory for internal buffers due to insufficient system memory resources

Action: Correct the system memory resources problem and retry the command

CRS-04738: Size of file *string* is too large\n

Cause: Specified file size exceeds 65536 bytes.

Action: Re-issue the command after reducing the size of the file.

CRS-04739: Could not close file *string* \n

Cause: Due to an internal error the specified file could not be closed

Action: Re-issue the command after verifying disk space, permissions and path.

CRS-04740: I/O operation on file *string* failed.\n

Cause: Due to an internal error an I/O operation on the specified file failed.

Action: Call Oracle Support if the problem persists.

CRS-04741: Insufficient permissions on OCR key\n

Cause: Operation on OCR key failed due to insufficient permissions.

Action: Re-issue the command as oracle owner of clusterware home.

CRS-04742: OCR updated with contents of *string* (New = *number*, Old = *number* bytes)

Cause: set jazn command was issued and OCR key was updated.

Action: None Required.

CRS-04743: File *string* was updated from OCR(Size: *number*(New), *number*(Old) bytes)

Cause: get jazn command was issued and specified file was updated with the contents from OCR key.

Action: None Required.

CRS-04744: The CSSD is not running with real-time priority. It is running with priority base + nice.\n

Cause: Priority value returned from 'crsctl get css priority' was as displayed. In single instance high availability configurations, the Cluster Synchronization Services daemon (CSSD) always has priority Base + Nice and does not run real-time or at elevated priority.

Action: None Required.

CRS-04839: Required attribute '*string*' is missing for '*string*'.

Cause: A required attribute was not specified.

Action: Make sure the attribute is specified.

CRS-04840: Attribute '*string*' cannot be specified using this command.

Cause: An attribute was specified that cannot be used with this command.

Action: Server pool configuration can be changed or created using 'crsctl modify policyset' and 'crsctl modify serverpool -policy' commands.

CRS-04843: Policy '*string*' does not exist.

Cause: An invalid policy name was specified.

Action: Verify the name.

CRS-04846: Configuration policy set has an invalid profile.

Cause: An invalid policy set definition was specified. Missing elements or duplicate elements may be present in the profile.

Action: Verify the contents of the policy set profile and resubmit the command.

CRS-04847: File '*string*' does not exist.

Cause: The specified for the comamnd did not exist or could not be opened.

Action: Verify the filename and resubmit the command.

CRS-04848: Policy '*string*' appears more than once in a policy set file.

Cause: A policy was defined more than once in the profile.

Action: Verify the contents of the policy and remove the duplicate policy.

CRS-04849: Server pool '*string*' appears more than once for policy '*string*' in the policy set file.

Cause: A server pool was defined more than once in the profile for the same policy.

Action: Verify the contents of the policy and remove the duplicate server pool.

CRS-04873: At least one attribute must be specified for this command.

Cause: The 'crsctl eval modify' command was run without specifying any attributes.

Action: Rerun the command with at least one attribute specified.

CRS-04891: Invalid value of level specified.

Cause: An invalid value for output level was specified. Output level can only be 1, 2 or 3.

Action: Rerun the command with a level of 1, 2 or 3.

CRS-04922: Module *string*: *string* ignored; module level out of bounds (valid range *number* - *number*)

Cause: An attempt to set a log or trace level supplied a level that is out of range for the module.

Action: Specify a log or trace level within the valid range.

CRS-04923: *string* module: *string* ignored; module level is invalid (range 0 - 65535)

Cause: The module log level was invalid (range 0 - 65535).

Action: Specify a log level within the valid range (0 - 65535).

CRS-04925: 'all' module keyword was specified with other module names

Cause: The module keyword 'all' already refers to all module names.

Action: When referring to all modules, use 'all' without duplicate references to other module names.

CRS-04932: Failed to get the current cluster mode

Cause: There was an internal error while getting cluster mode.

Action: Contact Oracle Support Services.

CRS-04933: Cluster mode set to "flex"; restart Oracle High Availability Services on all nodes for cluster to run in "flex" mode.

Cause: Cluster mode was changed to "flex", which requires a cluster restart.

Action: Restart Oracle High Availability Services on all nodes for cluster to run in "flex" mode.

CRS-04934: Failed to set the cluster mode

Cause: There was an internal error while setting cluster mode.

Action: Contact Oracle Support Services.

CRS-04937: Unable to set the cluster mode.

Cause: An attempt was made to set the cluster mode to 'flex' but Grid Naming Service(GNS) was not configured.

Action: Configure GNS and try again to set the cluster mode to 'flex'.

CRS-04940: Cluster must run in standard or flex mode to use this command

Cause: An attempt was made to set the cluster mode but machine is not running as a cluster.

Action: Cluster must be in standard or flex mode to change the cluster mode.

CRS-04942: Cluster mode set to "standard"

Cause: Cluster mode is changed. Cluster will shut down now.

Action: None

CRS-04953: CSS already running in nonexclusive mode

Cause: An exclusive mode CRS stack start was attempted when CSS was already running in nonexclusive mode.

Action: Stop the CRS stack first and then start in exclusive mode.

CRS-04954: CRSD already running in nonexclusive mode

Cause: An exclusive mode CRS stack start was attempted when CRSD was already running in nonexclusive mode.

Action: Stop the CRS stack first and then start in exclusive mode.

CRS-04955: CSS failed to start in exclusive mode

Cause: An exclusive mode CRS stack start was attempted but CSS failed to start in exclusive mode.

Action: Check the Clusterware alert log for errors. Correct the reported error(s) and retry.

CRS-04956: CRSD failed to start in exclusive mode

Cause: An exclusive mode CRS stack start was attempted but CRSD failed to start in exclusive mode.

Action: Check the Clusterware alert log for errors. Correct the reported error(s) and retry. Msg 4957 continued in msg 6561

CRS-04967: Input values are out of range for parameter *string*

Cause: A value was provided which was out of range for this parameter.

Action: Specify a value which is appropriate for this parameter.

CRS-04968: Invalid values for parameter *string*. Specify either 0 or 1.

Cause: A value was provided which was out of range for this parameter.

Action: Specify a value which is appropriate for this parameter.

CRS-04969: Specified server attribute *string* does not exist

Cause: A nonexistent attribute was specified for get/set command.

Action: Specify an attribute that exists. Run 'crsctl stat res *resourcename* -p' to list all the attributes of that resource.

CRS-04973: Flex ASM must be enabled before switching the cluster mode to 'flex'

Cause: An attempt to change the cluster mode to 'flex' failed because Flex ASM is not enabled.

Action: Enable Flex ASM before changing the cluster mode. Refer to Oracle Automatic Storage Management Administrator's Guide for configuring Flex ASM.

CRS-04977: Cluster cannot be converted from 'flex' mode to 'standard' mode

Cause: An attempt was made to set the cluster mode to standard from flex mode.

Action: If a cluster needs to be converted to standard mode, reinstall Clusterware.

CRS-04980: Duplicate value *string* specified for resource attribute *string*

Cause: A duplicate value was specified for a resource attribute.

Action: Specify only one value for a resource attribute.

CRS-04981: Duplicate value *string* specified for type attribute keyword *string*

Cause: A duplicate value was specified for a type attribute keyword.

Action: Specify only one value for DEFAULT_VALUE, FLAGS and TYPE per type attribute.

CRS-04982: Valid type attribute keyword *string* specified outside a type attribute

Cause: A valid type attribute keyword was specified outside a type attribute.

Action: Specify the ATTRIBUTE type attribute keyword before specifying the DEFAULT_VALUE, FLAGS or TYPE type attribute keywords.

CRS-04983: Invalid type attribute keyword *string* specified

Cause: An invalid type attribute keyword was specified.

Action: Specify only the valid type attribute keywords ATTRIBUTE, DEFAULT_VALUE, FLAGS and TYPE.

CRS-04984: Duplicate definition for type attribute *string*

Cause: The same type attribute was named on more than one ATTRIBUTE keyword.

Action: Define a type attribute only once.

CRS-04985: The value '*string*' of FLAGS attribute is invalid.

Cause: An invalid flag value was specified.

Action: Flag values may be combined using the '|' character as a separator.

CRS-04986: This command is for Oracle's internal use only

Cause: A command meant for internal use was specified.

Action: Refer to 'crsctl -h' for list of commands available for use.

CRS-04989: Module *string*: *string* ignored; module level out of bounds (valid range *number* - *number*)

Cause: An attempt to set a log or trace level supplied a level that is out of range for the module.

Action: Specify a log or trace level within the valid range.

CRS-04990: Issued command does not support filter in this version of CRS.

Cause: The command was rejected because a filter (-w) was specified. Filters are not currently supported for this command.

Action: Reissue the command without the filter.

CRS-04991: Could not delete the resource because it does not exist.

Cause: An attempt to delete a resource failed because the resource specification did not identify an existing resource. Either there was no resource with the specified name, or no resource satisfied the specified filter.

Action: Reissue the command specifying the name of an existing resource or a filter that will select an existing resource.

CRS-04992: Could not delete the server pool because it does not exist.

Cause: An attempt to delete a server pool failed because the server pool specification did not identify an existing server pool. Either there was no server pool with the specified name, or no server pool satisfied the specified filter.

Action: Reissue the command specifying the name of an existing server pool or a filter that will select an existing server pool.

CRS-04993: Could not delete the server category because it does not exist.

Cause: An attempt to delete a server category failed because the server category specification did not identify an existing server category. Either there was no server category with the specified name, or no server category satisfied the specified filter.

Action: Reissue the command specifying the name of an existing server category or a filter that will select an existing server category.

CRS-04994: Could not delete the resource type because it does not exist.

Cause: An attempt to delete a resource type failed because the resource type specification did not identify an existing resource type. Either there was no resource type with the specified name, or no resource type satisfied the specified filter.

Action: Reissue the command specifying the name of an existing resource type or a filter that will select an existing resource type.

CRS-04995: The command '*string*' is invalid in crsctl. Use srvctl for this command.

Cause: An attempt was made to use an unsupported command in crsctl.

Action: Use srvctl for the mentioned command.

CRS-04996: Command ('crsctl *string* policyset') is not supported in this version of CRS.

Cause: The command was rejected because policy-based management is not a supported feature in this release.

Action: If this error occurs during rolling upgrade, wait for the upgrade to finish. Otherwise, upgrade to the required release or higher.

CRS-04997: Command ('crsctl *string* category') is not supported in this version of CRS.

Cause: The command was rejected because the server category is not a supported feature in this release.

Action: If this error occurs during rolling upgrade, wait for the upgrade to finish. Otherwise, upgrade to the required release or higher.

CRS-04998: Command ('crsctl eval *string*') is not supported in this version of CRS.

Cause: The command was rejected because What-If is not a supported feature in this release.

Action: If this error occurs during rolling upgrade, wait for the upgrade to finish. Otherwise, upgrade to the required release or higher.

CRS-04999: Command ('crsctl *string* policy') is not supported in this version of CRS.

Cause: The command was rejected because policy-based management is not a supported feature in this release.

Action: If this error occurs during rolling upgrade, wait for the upgrade to finish. Otherwise, upgrade to the required release or higher.

CRS-05000: Expected resource *string* does not exist in agent process

Cause: The expected resource must have been created by Oracle Configuration tools.

Action: Check that the resource was not manually deleted. If not the case call Oracle Support.

CRS-05001: Expected dependency in resource *string* on a resource of type *string* does not exist

Cause: The expected resource dependency must have been created by Oracle Configuration tools.

Action: Check that the resource dependency was not manually removed.

CRS-05002: Agent action was aborted

Cause: Agent action was aborted either due to action timeout expiry or the user canceled the action.

Action: Retry the operation.

CRS-05003: Invalid attribute value: '*string*' for attribute *string*

Cause: An attribute value passed to the Agent was NULL or invalid.

Action: Give the correct value to the attribute and retry.

CRS-05004: Cannot find listener endpoint for listener *string*

Cause: listener endpoint not found.

Action: Check listener.ora for that listener.

CRS-05005: IP Address: *string* is already in use in the network

Cause: The VIP resource attempted to use an IP address already in use in the network.

Action: Use srvctl to re-create vip or scanvip specifying an IP address which is not being used in the network and retry the operation.

CRS-05006: Unable to automatically select a network interface which has subnet mask *string* and subnet number *string*

Cause: The subnet mask and subnet number configured for the resource did not match the subnet mask and subnet number of any network interface on this node.

Action: Provide a subnet mask and subnet number which matches at least one network interface's subnet mask and subnet number using srvctl remove and add vip and retry the operation.

CRS-05007: Cannot remove the primary IP *string* from the network interface

Cause: The primary IP of the network interface was incorrectly configured as the VIP.

Action: Use 'srvctl remove' and 'srvctl add vip' or 'srvctl remove' and 'srvctl add scan' to provide the correct IP address for the VIP and retry the operation.

CRS-05008: Invalid attribute value: *string* for the network interface

Cause: The network interface value did not match the subnet mask and subnet number of any network interface on the node.

Action: Modify the network interface's value such that the subnet mask and subnet number matches the subnet mask and subnet number of at least one network interface on the node using 'srvctl remove' and 'srvctl add vip' and retry the operation.

CRS-05009: The VIP address *string* does not belong to the subnet *string*

Cause: The VIP's subnet number and the network interface's subnet number did not match.

Action: Make the VIP's subnet number match the network interface's subnet number using 'srvctl remove' and 'srvctl add vip' or 'srvctl remove' and 'srvctl add scan' and retry the operation.

CRS-05010: Update of configuration file "*string*" failed: details at "*string*" in "*string*"

Cause: An attempt to open the specified file failed. Common causes are that the file does not exist, or the file permissions prohibit access.

Action: Check that the file exists and has the proper permissions.

CRS-05011: Check of resource "*string*" failed: details at "*string*" in "*string*"

Cause: The check of the database or Automatic Storage Management instance failed.

Action: Check the database or ASM instance alert log and the referenced Oracle Clusterware trace file for additional information. Recover the instance if necessary.

CRS-05012: Check of service resource "*string*" failed: details at "*string*" in "*string*"

Cause: The check of the preconnect service failed because it could not run on the same node as the main service.

Action: Check the referenced Oracle Clusterware trace file for additional information. Start the preconnect service on a different node.

CRS-05013: Agent "*string*" failed to start process "*string*" for action "*string*": details at "*string*" in "*string*"

Cause: The named agent failed to start the named process for the named action.

Action: Check the referenced Oracle Clusterware trace file for additional operating system specific information. Refer to operating system documentation to correct the error.

CRS-05014: Agent "*string*" timed out starting process "*string*" for action "*string*": details at "*string*" in "*string*"

Cause: The named agent aborted the named process because the process failed to respond within the timeout period.

Action: Check the agent log files for further information

CRS-05015: Agent timed out waiting for a response from the DHCP server

Cause: Agent and the DHCP server were not able to communicate with each other. Common causes of this failure are due to the DHCP server not running, or improper DHCP server configuration, or the DHCP server running out of DHCP leases.

Action: Identify the cause of the problem from the DHCP server log files. If the problem is due to the DHCP server running out of leases, increase the number of addresses which can be served by the DHCP server.

CRS-05016: Process "*string*" spawned by agent "*string*" for action "*string*" failed: details at "*string*" in "*string*"

Cause: The named process failed to complete successfully.

Action: Check details in the agent log for error information from the spawned process.

CRS-05017: The resource action "*string string*" encountered the following error: \n*string*. For details refer to "*string*" in "*string*".

Cause: An error occurred during the resource action.

Action: Examine the accompanying error messages and respond accordingly.

CRS-05018: Clusterware has disabled an IP route associated with destination "*string*" and interface "*string*". For details, refer to "*string*" in "*string*".

Cause: A potentially conflicting route in the same subnet used by the address for the redundant interconnect was found and removed to prevent routing conflicts.

Action: Validate that the route described was not actually in use.

CRS-05019: All OCR locations are on ASM disk groups [*string*], and none of these disk groups are mounted. Details are at "*string*" in "*string*".

Cause: OCR was configured on ASM disk groups, and all of the listed disk groups failed to mount. The possible causes are: 1. A disk was not accessible. 2. A disk in a normal or high redundancy disk group failed after the most recent dismount. 3. The ASM_DISKSTRING in the SPFILE or the GPnP profile was incorrect.

Action: Check the ASM alert logs for more information. To correct disk access or failure issues either: a) restore access to the disks in the disk group and mount the disk group (via ASMCMD or SQL). or b) Issue a force mount to the disk group to offline missing disks and mount a normal or high redundancy disk group. To correct the ASM_DISKSTRING in the SPFILE and propagate the change to the GPnP profile, in sqlplus, issue the SQL command "ALTER SYSTEM SET ASM_DISKSTRING <discovery_string> ...", see Setting Oracle ASM Initialization Parameters in the Automatic Storage Management Administrator's Guide

CRS-05020: Not all endpoints are registered for listener *string*

Cause: Listener agent failed to register all endpoints to listener.

Action: Check listener log file for that listener.

CRS-05021: Check of storage failed: details at "*string*" in "*string*"

Cause: The check of ASM storage failed because the storage was not accessible.

Action: Check Clusterware alert log and the referenced Oracle Clusterware trace file for additional information.

CRS-05022: Stop of resource "*string*" failed: current state is "*string*"

Cause: The named resource failed to stop.

Action: Ensure there are no users of the resource and reissue the stop.

CRS-05023: Failed to unmount file system "*string*"; details at "*string*" in "*string*"

Cause: The named file system resource failed to unmount.

Action: Determine which OS processes are accessing the mount point using an OS command such as 'fuser' or 'lsof' for Unix based platforms or 'handle' for Windows. Close, shut down, or terminate applications and processes accessing the mount point, then retry.

CRS-05024: Unmounting file system "*string*"

Cause: A 'stop' of the file system resource mounted on the indicated path started.

Action: This is an informational message only.

CRS-05025: File system "*string*" unmounted

Cause: A 'stop' of the file system resource mounted on the indicated path completed normally.

Action: This is an informational message only.

CRS-05026: Failed to clean mount point "*string*"; details at "*string*" in "*string*"

Cause: The clean of the volume failed because one or more processes on the system were accessing the mount point.

Action: Determine which OS processes are accessing the mount point using an OS command such as 'fuser' or 'lsof' for Unix based platforms or 'handle' for Windows. Close, shut down, or terminate applications and processes accessing the mount point, then retry.

CRS-05027: The ASM instance on node "*string*" cannot be stopped because it is currently being used by Cluster Ready Services.

Cause: An attempt to stop the ASM instance on the indicated server failed because Cluster Ready Services was using that ASM instance.

Action: Use 'crsctl stop crs' or 'crsctl stop cluster' to stop the Cluster Ready Services on the node.

CRS-05028: Cannot start resource "*string*" because the resource it depends on, "*string*", failed to start on the same node

Cause: The resource could not be started because the resource on which it depends failed to start on the same node.

Action: Manually start the dependency resource and then the resource on the same node.

CRS-05029: Agent failed to initialize ARP devices required for starting the HAIP resource

Cause: The resource could not be started because the ARP devices failed to start on the same node.

Action: Manually check the ARP devices on the same node and then start the resource.

CRS-05030: The resource action "*string string*" completed with the following error: *string*

Cause: An error occurred during the resource action.

Action: Examine the accompanying error messages and respond accordingly.

CRS-05031: invalid instance open mode: '*string*'

Cause: The instance open mode passed to the Agent was invalid.

Action: Provide a correct instance open mode and retry.

CRS-05032: incompatible instance open mode: '*string*' with the role of the database in an Oracle Data Guard configuration: '*string*'

Cause: The instance open mode passed to the Agent was invalid for the role of the database in an Oracle Data Guard configuration.

Action: Provide a correct instance open mode or change the role of the database in an Oracle Data Guard configuration and retry.

CRS-05033: Open mode '*string*' is incompatible with the current instance state '*string*'.

Cause: An attempt to change the instance to the specified open mode failed because the specified mode was incompatible with the current instance state.

Action: Reissue the command with a correct instance open mode.

CRS-05034: failed to get instance connection

Cause: Agent process failed to get an instance connection. Internal error.

Action: If error persists, contact Oracle Support Services.

CRS-05038: Oracle home '*string*' was not configured correctly.

Cause: The 'oracle' executable was not relinked in the Oracle home or, on Windows platforms, the %ORACLE_HOME%\bin\oracle.key file did not exist, or the Windows registry key specified in %ORACLE_HOME%\bin\oracle.key did not exist.

Action: Relink the Grid Infrastructure executables as described in the Oracle Grid Infrastructure Installation Guide for your operating system.

CRS-05039: Oracle executable '*string*' was not present in Oracle home '*string*'.

Cause: The 'oracle' executable was not found in the expected location when checking if Oracle home was configured correctly.

Action: Relink the Grid Infrastructure executables as described in the Oracle Grid Infrastructure Installation Guide for your operating system.

CRS-05040: Start action for preconnect service resource '*string*' failed because base service name '*string*' is running.

Cause: An attempt to start a preconnect service was rejected because its associated base service was already running on the instance.

Action: Either issue the start request on another node or stop the base service and reissue the start on this node.

CRS-05041: No available network interface found for network classification *string*. Confirm that network interfaces for that classification are UP and RUNNING.

Cause: There was a problem when initializing the network interface list for highly available IP (HAIP).

Action: Confirm that network interfaces for that classification are UP and RUNNING on this node.

CRS-05042: failed to check whether service has any connected Java sessions

Cause: An unexpected internal error occurred.

Action: If the error persists, contact Oracle Support Services.

CRS-05043: An I/O control request to determine whether Infiniband ACLs are enabled failed with error: '*string*'.

Cause: During listener start, an OS 'ioctl' request failed.

Action: Examine the accompanying error message, resolve the problem reported, and restart the listener.

CRS-05044: Socket creation for communication failed with error: '*string*'.

Cause: During listener start, an OS system call 'socket' failed.

Action: Examine the accompanying error message, resolve the problem reported, and restart the listener.

CRS-05045: Reader farm service '*string*' does not exist in the database '*string*'.

Cause: During the specified reader farm service start or check action, it was found that the service did not exist in the indicated database.

Action: Restart the non-reader farm service of the database so that the reader farm service is created in the database and then start a reader farm service.

CRS-05046: Reader farm service '*string*' does not exist in the PDB '*string*' of database '*string*'.

Cause: During the specified reader farm service start or check action, it was found that the service did not exist in the indicated PDB of the indicated database.

Action: Restart the non-reader farm service of the PDB so that the reader farm service is created in the PDB and then start a reader farm service.

CRS-05047: SCAN listener *string* has endpoints registered on incorrect SCAN VIPs.

Cause: A periodic check by the the listener agent detected that the SCAN listener had endpoints registered on incorrect SCAN VIPs.

Action: Restart the SCAN listener. If the error persists, contact Oracle Support Services.

CRS-05048: Failure communicating with CRS to access a resource profile or perform an action on a resource

Cause: An attempt to access a resource profile or perform an action on a resource encountered an error attempting to communicate with Oracle Cluster Ready Services (CRS).

Action: If this error did not occur while bringing the clusterware stack up or down, please contact Oracle Support Services. Otherwise, retry the operation when the clusterware stack is up.

CRS-05049: Oracle Clusterware has removed the duplicate IP address *string* on interface *string*.

Cause: An automatic periodic scan of network interfaces determined that the indicated IP address was plumbed on multiple nodes, probably because of a missing ping response. The Network agent removed the duplicate address.

Action: If there is no evidence of system load on the nodes on which the duplicate address is discovered or if this problem is seen frequently, contact Oracle Support Services.

CRS-05050: HAIP failover due to network interface *string* not functioning

Cause: There was a problem with the network interface used for highly available IP (HAIP).

Action: Confirm that the network interface is up and running on this node.

CRS-05100: One or more attributes were not found for the entity.

Cause: The operation failed because the entity lacked one or more attributes.

Action: Provide the required attributes and retry the operation.

CRS-05101: The specified entity was not found in the entity list.

Cause: The Cluster Ready Services daemon was unable to locate the input entity in its entity list.

Action: Retry the operation after deleting the entity and registering it again.

CRS-05102: The entity is already registered.

Cause: An attempt was made to register an entity that was already registered.

Action: If the specification of the entity was incorrect, retry the operation with the correct entity specification.

CRS-05103: The entity is not registered.

Cause: An attempt was made to operate on an entity that was not registered.

Action: If the specification of the entity was incorrect, retry specifying the correct entity otherwise register the entity and retry the operation.

CRS-05104: The registration of the entity failed.

Cause: An attempt to register an entity failed. The preceding error messages provide additional details.

Action: Correct the issues described in the accompanying error messages and retry the registration.

CRS-05105: Unregistering the entity failed.

Cause: An attempt to unregister an entity failed. The preceding error messages provide additional details.

Action: Correct the issues described in the accompanying error messages and try to unregister the entity again.

CRS-05106: The entity failed to start.

Cause: An attempt to start an entity failed. The preceding error messages provide additional details.

Action: Correct the issues described in the accompanying error messages and try to start the entity again.

CRS-05107: The entity failed to stop.

Cause: An attempt to stop an entity failed. The preceding error messages provide additional details.

Action: Correct the issues described in the accompanying error messages and try to stop the entity again.

CRS-05108: The entity failed to relocate.

Cause: An attempt to relocate an entity failed. The preceding error messages provide additional details.

Action: Correct the issues described in the accompanying error messages and try to relocate the entity again.

CRS-05109: The status code is invalid.

Cause: The status code was not of the type enum CLSCRS_STAT.

Action: Verify that the status code argument is a valid code returned from the CLSCRS API and retry.

CRS-05110: The entity failed to update.

Cause: An attempt to update an entity failed. The preceding error messages provide additional details.

Action: Correct the issues described in the accompanying error messages and try to update the entity again.

CRS-05111: The entity has an invalid profile.

Cause: There were invalid attributes in the entity profile.

Action: Check the entity profile, remove any invalid attributes and retry the operation.

CRS-05112: The action script of the entity cannot be found.

Cause: The action script of the entity specified by the attribute ACTION_SCRIPT could not be located.

Action: Ensure that the attribute ACTION_SCRIPT exists and specifies a valid script for the entity.

CRS-05113: The entity has a dependency error.

Cause: An attempt to operate on an entity failed because of the resulting effect on one or more dependent entities. Preceding messages provide details on the nature of the problem.

Action: Take the corrective action as suggested by the preceding messages and resubmit the operation.

CRS-05114: A placement error was encountered while attempting to operate on the entity.

Cause: Based on the placement policy for the entity, there was no available server to which the entity could failover or start.

Action: Check the target server for the entity and restart the entity using the 'crsctl start' command.

CRS-05115: The specified server is not in the cluster.

Cause: The specified server name did not designate a server in the cluster.

Action: Check the server names in the cluster and retry the operation specifying a server that is a member of the cluster.

CRS-05116: The operation on the entity has been cancelled.

Cause: A scheduled or running operation was cancelled.

Action: None

CRS-05117: An internal error occurred while operating on the entity.

Cause: There was an internal error. This message will be preceded by another message with a more specific problem description.

Action: Review the accompanying error messages and contact Oracle Support Services.

CRS-05118: The entity or all of its instances are disabled.

Cause: The attempted request could not be serviced because the entity was disabled.

Action: Enable the entity and retry the operation.

CRS-05119: The active version of Cluster Ready Services is below the required level.

Cause: An attempt was made to use the functionality that has only been available beginning with the active version specified in the preceding message.

Action: Upgrade to the minimum required version stated in the preceding message.

CRS-05120: The requested action for the entity was aborted due to a timeout.

Cause: The timeout specified for a custom action was reached before the action could complete.

Action: Revise the timeout setting and retry the action.

CRS-05121: The operation cannot be completed due to invalid arguments.

Cause: Invalid arguments were specified to execute the CRS command.

Action: Check the arguments and specify only valid arguments to the command.

CRS-05122: The entity could not be registered due to a type mismatch.

Cause: The registration of an entity failed because the input entity type to the API did not match the type of the entity to be registered.

Action: Specify the correct entity type to register the entity.

CRS-05123: The resource validity check failed due to an invalid resource type.

Cause: The value of the attribute TYPE for the resource was not 'application'.

Action: Specify the value 'application' for the resource attribute TYPE.

CRS-05124: The entity has one or more attributes missing.

Cause: The validity check failed to find one or more of the attributes NAME, TYPE or ACTION_SCRIPT for the entity.

Action: Update the entity to have the missing attributes.

CRS-05125: The action script does not exist for the entity.

Cause: The validity check on the entity failed to find the file specified in the attribute ACTION_SCRIPT of the entity.

Action: Provide the full path to an existing file for the attribute ACTION_SCRIPT.

CRS-05126: The entity has invalid hosting servers for the placement policy.

Cause: Either the attribute HOSTMEM_REQ was not set or was empty for the entity.

Action: Either set the attribute HOSTMEM_REQ or set the attribute PLACEMENT to 'balanced'.

CRS-05127: The attribute HOSTING_MEMBERS must not be specified for the entity.

Cause: The attribute HOSTING_MEMBERS was specified for the entity with the balanced placement policy.

Action: Either unset the attribute HOSTING_MEMBERS or set the entity's placement policy to be 'favored' or 'restricted'.

CRS-05128: The value of the attribute HOSTING_MEMBERS for the entity is invalid.

Cause: The value of the attribute HOSTING_MEMBERS for the entity contained one or more of the characters: ',', ';' or ':'.

Action: Remove the invalid characters from the value of the attribute HOSTING_MEMBERS.

CRS-05129: An invalid placement policy was specified for the entity.

Cause: The attribute PLACEMENT for the entity was set to an invalid value.

Action: Set the attribute PLACEMENT to either 'favored', 'restricted', or 'balanced'.

CRS-05130: An invalid value was specified for the attribute AUTO_START.

Cause: The attribute AUTO_START of the entity was set to an invalid value.

Action: Set the attribute AUTO_START to either 'always', 'never', or 'restore'.

CRS-05131: One or more attribute of the entity are set to invalid values.

Cause: An attempt was made to set the attribute to a value of different type.

Action: Check the attributes and set the value to the appropriate type.

CRS-05132: The entity list is not empty.

Cause: The entity list passed to receive the information for the queried CRS entities was not empty.

Action: Create an empty list to pass as the output argument and retry.

CRS-05133: The generated connection key is too long.

Cause: The size of the environment variables HOST and HOSTNAME were greater than 255 characters.

Action: Set the environment variables HOST and HOSTNAME to values whose length is no more than 255 characters.

CRS-05151: Memory could not be allocated.

Cause: An attempt to allocate memory for an entity failed.

Action: Check the system logs, correct the condition and retry the operation.

CRS-05152: The pointer to the context is invalid.

Cause: A null pointer was passed as a pointer to the context.

Action: Create a valid context and pass its address to the requested operation.

CRS-05153: The entity pointer is invalid.

Cause: A null pointer was passed to the API for the entity name or the entity value."

Action: Allocate memory for the entity name and the entity value and pass in the valid pointers to the API.

CRS-05154: The input attribute name not found in the entity's attribute list.

Cause: An attempt was made to modify a nonexistent attribute of an entity.

Action: Provide an existing attribute of the entity and retry the operation.

CRS-05155: The end of the entity list was reached.

Cause: An attempt was made to search beyond the end of the entity list.

Action: None

CRS-05156: The entity has no attributes.

Cause: An attempt was made to get the attribute list for an entity that has no attributes.

Action: Check the entity name that is being passed. If it's correct then delete the entity, register it with correct attributes and retry the operation.

CRS-05157: The pointer to the operation status message in the entity structure is null.

Cause: The message pointer in the entity structure was null. The entity maybe corrupted.

Action: Delete the entity, register the entity and retry the operation.

CRS-05158: The entity list could not be found.

Cause: An attempt was made to perform an operation on an entity list, but no valid entity list was passed.

Action: None

CRS-05159: The specified entity already exists.

Cause: An attempt was made to add an entity that already exists.

Action: Check the entity name to be added. If it is correct and the existing entity must be recreated, then delete the entity and retry the operation.

CRS-05160: The entity list is empty.

Cause: The query failed because the entity list was empty.

Action: Retry the query supplying the intended list of entities.

CRS-05161: The entity name contains invalid characters.

Cause: An attempted operation was rejected because the specified entity name contained invalid characters.

Action: Retry the operation specifying a valid entity name.

CRS-05162: The name of a resource or a filter contains invalid characters.

Cause: An attempted operation was rejected because the specified resource name or the filter name contained invalid characters.

Action: Retry the operation specifying a valid resource name or the filter name.

CRS-05164: The attribute name is longer than 255 characters.

Cause: An attempt was made to use an attribute name with a length of more than 255 characters.

Action: Use an attribute name shorter than 255 characters and retry the operation.

CRS-05165: The supplied buffer is too small for the filter to string conversion.

Cause: The buffer supplied to the API was too small to hold the output string.

Action: Increase the buffer size and pass it to the API.

CRS-05166: The specified return code is invalid.

Cause: The return code was not of the type 'enum clscrsret'.

Action: Verify that the return code argument is a valid code returned from the CLSCRS API and retry.

CRS-05167: The value contains invalid characters.

Cause: An attempted operation was rejected because the specified attribute name or value contained invalid characters.

Action: Retry the operation using valid characters.

CRS-05501: Unable to connect to eONS server on port *number*

Cause: The eONS server may not be active or listening on a different port.

Action: Ensure that the eONS resource is ONLINE and listening on the above port.

CRS-05502: Invalid event template *string*

Cause: The event template specified is invalid.

Action: The event template format must be <PROPERTY | ELEMENT>(attribute name=<literal | %resource attribute name%>) ...

CRS-05503: Error creating the eONS subscriber

Cause: The eONS server may not be active.

Action: Ensure that the CRS eONS resource is in ONLINE state.

CRS-05504: Node down event reported for node '*string*'.

Cause: The specified node was not responsive.

Action: Restart the specified node.

CRS-05601: MDNS: *string*

Cause: None, generic bypass mdns message.

Action: None

CRS-05602: mDNS service stopping by request.

Cause: MDNSD stopping by OHASD request.

Action: None

CRS-05705: Failed to get required resources

Cause: There was an internal error while evaluating the required resources for the subject resource.

Action: Contact Oracle Support Services.

CRS-05706: No more members to consider

Cause: There was no host found on which to start the resource based on the placement policy.

Action: Check the placement policy and the required resources for the subject resource.

CRS-05707: Failed after successful dependency consideration

Cause: There was no host found on which to start the resource based on the placement policy.

Action: Check the placement policy and the required resources for the subject resource.

CRS-05709: Resource '*string*' is already running on member '*string*'

Cause: An attempt was made to start a resource on a host while it is already running on that host.

Action: This is an insignificant error. Check the operation being performed.

CRS-05801: Agent path is null or does not resemble a filesystem path

Cause: Unable to spawn the agent program because of incorrect agent path.

Action: Fix the agent path using 'crsctl modify type'.

CRS-05802: Unable to start the agent process

Cause: An attempt to start the agent process failed.

Action: Ensure that the agent path is correct and has the proper permissions, and retry the command.

CRS-05805: Missing the required action callback in agent

Cause: Unable to execute resource's command.

Action: Ensure that agent executable or action script contains the missing function.

CRS-05809: Failed to execute '*string*' value of '*string*' for '*string*'. Error information '*string*', Category : *number*, OS error : *number*

Cause: Unable to spawn the resource action script due to incorrect path value or incorrect permissions or other OS error.

Action: Correct the action script path and permissions or check and fix the reported OS error.

CRS-05810: Attempt to add a duplicate resource '*string*'. Details at *string* in *string*.

Cause: An identical resource was already being monitored.

Action: Rename the resource and retry the operation.

CRS-05811: Failed to read ORA_CRS_HOME from environment. Details at *string* in *string*.

Cause: The ORA_CRS_HOME environment variable was not set correctly.

Action: This variable is set during CRS installation. If necessary, reinstall CRS.

CRS-05812: Could not get local hostname. Details at *string* in *string*.

Cause: The hostname could not be read.

Action: Check that the hostname for the local machine is valid. If the problem persists, contact Oracle Support Services.

CRS-05813: Could not change directory to '*string*'. Details at *string* in *string*.

Cause: The specified path is inaccessible to the agent process.

Action: Check that the specified path exists.

CRS-05814: Agent '*string*' started with invalid arguments. Details at *string* in *string*.

Cause: An invalid parameter was supplied to the agent.

Action: Contact Oracle Support Services.

CRS-05815: Agent '*string*' could not find any base type entry points for type '*string*'. Details at *string* in *string*.

Cause: Action entry points were not defined for this agent.

Action: No action necessary if this is a script agent. If this is not a script agent, define action points in your agent code.

CRS-05816: Agent '*string*' could not start implicit monitoring for resource '*string*'. Details at *string* in *string*.

Cause: The resource was currently disabled and hence could not be monitored.

Action: Enable the resource.

CRS-05817: Caught exception from user code for command '*string*'. Details at *string* in *string*.

Cause: An exception was thrown from the user code when an action entry point was called.

Action: This is due to an error in the agent user code. Modify the agent's code to resolve this.

CRS-05818: Aborted command '*string*' for resource '*string*'. Details at *string* in *string*.

Cause: Execution of the specified command was aborted due to a timeout.

Action: Restart the resource manually. If the problem persists, contact Oracle Support Services.

CRS-05819: Could not abort command '*string*' for resource '*string*'. Details at *string* in *string*.

Cause: Attempt to abort the specified command failed.

Action: Define an abort action entry point for the agent.

CRS-05820: Agent '*string*' failed to initialize server process address. Details at *string* in *string*.

Cause: Agent could not connect to the server process.

Action: Contact Oracle Support Services.

CRS-05821: Agent '*string*' is started with wrong user '*string*'. Details at *string* in *string*.

Cause: An incorrect owner was specified for the agent.

Action: Make sure CRSD has enough privileges to spawn programs as the value specified as the 'owner' in the ACL attribute.

CRS-05822: Agent '*string*' disconnected from server. Details at *string* in *string*.

Cause: Agent could not connect to server process.

Action: Contact Oracle Support Services.

CRS-05823: Could not initialize agent framework. Details at *string* in *string*.

Cause: Initialization of the agent failed.

Action: Contact Oracle Support Services.

CRS-05824: Could not initialize server connect string '*string*'. Details at *string* in *string*.

Cause: Incorrect server connect string was specified in the environment.

Action: Contact Oracle Support Services.

CRS-05825: Agent '*string*' is unresponsive and will be restarted. Details at *string* in *string*.

Cause: The specified agent did not respond and will be restarted automatically.

Action: None

CRS-05826: Agent '*string*' could not read environment variable '*string*'. Details at *string* in *string*.

Cause: The agent could not read a required environment variable.

Action: Contact Oracle Support Services.

CRS-05827: Could not find information for resource '*string*'. Details at *string* in *string*.

Cause: The specified resource was not found in the internal list of resources.

Action: Check the agent parameters and restart the resource manually.

CRS-05828: Could not start agent '*string*'. Details at *string* in *string*.

Cause: Creation of the agent process failed.

Action: Contact Oracle Support Services.

CRS-05829: Failed to get definition for resource '*string*'. Details at *string* in *string*.

Cause: The definition of the resource could not be determined.

Action: Delete the resource and add it again using the crsctl command.

CRS-05830: Invalid path '*string*' found for agent filename. Details at *string* in *string*.

Cause: The path that was specified for the agent was incorrect.

Action: Check that the path exists and is readable.

CRS-05831: Agent '*string*' has exceeded maximum failures and has been disabled. Details at *string* in *string*.

Cause: The specified agent has failed too many times.

Action: Contact Oracle Support Services.

CRS-05832: Agent '*string*' was unable to process commands. Details at *string* in *string*.

Cause: Agent was unable to process commands.

Action: Contact Oracle Support Services.

CRS-05833: Cleaning resource '*string*' failed as part of reboot-less node fencing

Cause: A resource 'clean' action associated with reboot-less node eviction encountered an error. This is an expected occurrence in most cases.

Action: None

CRS-05834: Resource '*string*' monitoring disabled due to repeated agent failures. Details at *string* in *string*.

Cause: A cluster resource was disabled because it was causing repeated agent failures.

Action: Restart the resource after resolving the problems with the agent.

CRS-05835: Agent version incapable of processing this command

Cause: A request encountered an older agent version that is not capable of processing that request.

Action: Upgrade the agent to the Clusterware version.

CRS-05836: Agent '*string*' version '*string*' cannot process command. Details at *string* in *string*.

Cause: A request encountered an older agent version that is not capable of processing that request.

Action: Upgrade the agent to the Clusterware version.

CRS-05837: Unable to open environment file '*string*'.

Cause: The environment file specified could not be opened.

Action: Verify that the filename, its location and its permissions are correct.

CRS-05838: Syntax error in environment file '*string*'.

Cause: The environment file specified did not have key value pairs in the correct format.

Action: Correct the key value format and retry. Consult the administration document for the correct format.

CRS-05839: The requested action '*string*' for the resource '*string*' on server '*string*' was aborted due to a timeout.

Cause: The timeout specified for a custom action was reached before the action could complete.

Action: Revise the timeout setting and retry the action.

CRS-06001: User does not have permission to start CRSD.

Cause: Unable to start CRSD due to insufficient permissions.

Action: Start CRSD as a privileged user.

CRS-06007: Could not communicate with Event Manager.

Cause: Unable to communicate with Event Manager daemon.

Action: Run the 'crsctl check evmd' command to determine whether Event Manager daemon is properly configured and is running.

CRS-06015: Oracle Clusterware has experienced an internal error. Details at *string* in *string*.

Cause: This is an internal error.

Action: Contact Oracle Support Services.

CRS-06016: Resource auto-start has completed for server *string*

Cause: CRS has completed startup of resources on the specified server.

Action: None

CRS-06017: Processing resource auto-start for servers: *string*

Cause: The blocking start of Oracle High Availability Services has updated its list of servers to process.

Action: None

CRS-06021: Could not set system resource limits for Clusterware: "*ulimit -string string*".

Cause: A ulimit command issued internally to set system resource limits failed.

Action: Ensure that the correct resource limit values are set in the user profile and limits.conf.

CRS-06022: Starting Oracle High Availability Services-managed resources

Cause: Oracle High Availability Services is attempting to start resources for the local server.

Action: None

CRS-06023: Starting Oracle Cluster Ready Services-managed resources

Cause: Oracle Cluster Ready Services is attempting to start resources for the cluster.

Action: None

CRS-06024: Completed start of Oracle Cluster Ready Services-managed resources

Cause: Oracle Cluster Ready Services has started resources for the cluster.

Action: None

CRS-06026: Stopping Oracle Cluster Ready Services

Cause: Oracle Cluster Ready Services was stopped on at least one server.

Action: None

CRS-06027: Starting Oracle Cluster Ready Services

Cause: Oracle Cluster Ready Services was started on at least one server.

Action: None

CRS-06028: Starting Oracle Cluster Ready Services-managed resources on server '*string*'

Cause: Oracle Cluster Ready Services has started managed resources on the specified server.

Action: None

CRS-06504: '*string*' cannot be specified as an attribute.

Cause: An effort was made to explicitly specify an attribute that cannot be specified by the user

Action: Remove the mentioned attribute, and re-issue the command.

CRS-06505: Format of the EXPRESSION attribute '*string*' is invalid

Cause: The EXPRESSION attribute is invalid.

Action: Provide a valid value for the EXPRESSION attribute. Msg 6506 continued in msg 6562

CRS-06530: cannot set node role because cluster is not configured in "flex" mode

Cause: An attempt to set a node's role using 'crsctl set node role' was rejected because the cluster is not running in "flex" mode. Node roles can only be set for nodes in "flex" clusters.

Action: Reissue the command after the cluster is configured in "flex" mode."

CRS-06531: Issued command is not supported in this version of CRS.

Cause: The command was rejected because the related feature is not supported in this release.

Action: If this error occurred during rolling upgrade, wait for the upgrade to finish. Otherwise, upgrade to the required release or higher. Msg 6532 continued in msg 6566

CRS-06535: Cannot restart resource '*string*' as a part of a dependency because the auto start capability of this resource has been disabled.

Cause: An attempt was made to start a resource due to a dependency requirement, but the resource could not be started automatically because the auto start capability of this resource was disabled.

Action: Enable auto start for the resource.

CRS-06538: Could not set the cluster type to 'string'. The cluster type has already been set.

Cause: An attempt was made to change the cluster type, which has already been set. The cluster type can only be set once.

Action: Restart the cluster to reset its type.

CRS-06573: cannot set node role because GNS is not configured in the cluster

Cause: An attempt to set a node's role using 'crsctl set node role' was rejected because the cluster was not configured with GNS. Node roles can only be set to leaf if GNS is configured.

Action: Reissue the command after configuring GNS in the cluster.

CRS-06581: Node 'string' does not belong to any site.

Cause: An attempt to query a node failed because the indicated name did not belong to any site.

Action: Issue the command 'olsnodes' to retrieve the list of the nodes in the cluster.

CRS-06583: Disk 'string' does not belong to any site.

Cause: An attempt to query a disk failed because no disk with the indicated name could be found on any site.

Action: Issue the command 'asmcmd lsdisk' to retrieve the list of the disks in the cluster.

CRS-06592: Site 'string' cannot be added, deleted or quarantined because the cluster is not operating in extended mode.

Cause: An attempt to add, delete or quarantine a site was rejected because the cluster was not operating in extended mode.

Action: Reconfigure the cluster in extended mode.

CRS-06593: Site 'string' cannot be deleted because the site still has nodes.

Cause: An attempt to delete a site was rejected because there were nodes present on that site.

Action: Delete the cluster nodes from the site before deleting the site.

CRS-06594: Site 'string' cannot be deleted because the site still has disks.

Cause: An attempt to delete a site was rejected because there were disks present on that site.

Action: Delete the disks from the site before deleting the site.

CRS-06599: cannot set the node's role to Leaf on an extended cluster

Cause: An attempt to set a node's role to Leaf was rejected because the cluster was configured as an extended cluster where only Hub Nodes were supported.

Action: None

CRS-06602: No password specified.\n

Cause: A password was not entered in response to the password prompt.

Action: Enter a password.

CRS-06603: Cannot modify 'string' policy.

Cause: An attempt was made to modify a read-only policy.

Action: Specify a policy that is not read-only.

CRS-06705: Oracle Clusterware Release Version ('string') does not match Software Version ('string'). Oracle Clusterware cannot be started.

Cause: Oracle Clusterware was started from an older home that has since been upgraded.

Action: Start Oracle Clusterware from the upgraded home. Also, check the CRS home configured in olr.loc and the /etc/init.d/ohasd script to make sure they have not been accidentally changed.

CRS-06706: Oracle Clusterware Release patch level ('number') does not match Software patch level ('number'). Oracle Clusterware cannot be started.

Cause: Oracle Clusterware was started from an older home that has since been patched.

Action: Start Oracle Clusterware from the patched home. Also, check the CRS home configured in olr.loc and the /etc/init.d/ohasd script to make sure they have not been accidentally changed.

CRS-06707: init.ohasd is not running.

Cause: Oracle High Availability Services startup failed because there was no init.ohasd running.

Action: 1. Check the run level to ensure that you are in the correct runlevel using cluvfy ("cluvfy stage -pre crsinst -n nodelist"); 2. If the run level is correct, diagnose the reason for init.d not starting init.ohasd.

CRS-06749: unable to get the software version

Cause: The crsctl query failed because the software version could not be retrieved. Either the clusterware stack was down, or the user was not root (UNIX) or Administrator (WINDOWS).

Action: Bring up the clusterware stack or run the query as a privileged user.

CRS-06750: unable to get the active version

Cause: The crsctl query failed because the active version could not be retrieved. Either the clusterware stack was down, or the user was not root (UNIX) or Administrator (WINDOWS).

Action: Bring up the clusterware stack or run the query as a privileged user.

CRS-06751: unable to get the software patch version

Cause: The crsctl query failed because the software patch version could not be retrieved. Either the clusterware stack was down, or the user was not root (UNIX) or Administrator (WINDOWS).

Action: Bring up the clusterware stack or run the query as a privileged user.

CRS-06752: Active version query failed.

Cause: The crsctl query failed because the active version could not be retrieved.

Action: See the accompanying error message and respond.

CRS-06753: Software patch query failed.

Cause: The crsctl query failed because the software patch version could not be retrieved.

Action: See the accompanying error message and respond.

CRS-06754: Software version query failed for node *string*.

Cause: The crsctl query failed to retrieve the software version.

Action: See the accompanying error message and respond.

CRS-06761: Invalid value for QoS Management policy management key '*string*' in OCR.

Cause: An invalid value for Quality of Service Management policy management key was found in the OCR.

Action: Contact Oracle Support Services.

CRS-06762: Unable to use CR\$CTL for Policy Management because Quality of Service Management (QoS) is managing the Clusterware policies.

Cause: CR\$CTL cannot be used for Policy Management because Quality of Service Management is configured to manage Clusterware policies.

Action: Use Quality of Service Management for Policy Management.

CRS-06763: Maximum size specified for the cluster activity log is non-numeric.

Cause: A non-numeric value was specified for the maximum size of the cluster activity log.

Action: Specify a maximum size that is a numeric value. Msg 6764 continued in msg 6568

CRS-06771: An invalid value was specified for argument *string*.

Cause: Invalid values were specified on the command line for the argument.

Action: Provide a positive non-zero integer value for the mentioned argument.

CRS-06773: Value out of range for argument *string*.

Cause: An attempt to modify trace file options specified a value out of range. Either the value for the -filesize keyword was less than 1MB or greater than 2GB or the value for the -numsegments keyword was greater than 4294967295.

Action: Specify a valid value for the identified keyword and retry the command.

CRS-06775: Daemon *string*: Get trace file options request failed.

Cause: An unexpected internal error occurred.

Action: Contact Oracle Support Services.

CRS-06776: Daemon *string*: Set trace file options request failed.

Cause: An unexpected internal error occurred.

Action: Contact Oracle Support Services.

CRS-06777: The command '*string*' cannot be used for entity names starting with '*ora.*'

Cause: An attempt was made to use an unsupported entity name in CR\$CTL.

Action: Provide an entity name that does not start with '*ora.*'

CRS-06782: Retention time specified for the cluster activity log is non-numeric.

Cause: A non-numeric value was specified for the retention time of the cluster activity log.

Action: Specify a retention time in hours that is numeric.

CRS-06783: cannot set the node's role to Leaf on a *string*

Cause: An attempt to set a node's role to Leaf was rejected because the cluster configuration supports only Hub nodes.

Action: None

CRS-07000: Generic GPnP success

Cause: This is an internal error.

Action: Contact Oracle Support Services.

CRS-07001: Generic GPnP error

Cause: This is an internal error.

Action: Contact Oracle Support Services.

CRS-07002: Not enough memory

Cause: This is an internal error.

Action: Contact Oracle Support Services.

CRS-07003: GPnP facility initialization failed

Cause: This is an internal error.

Action: Contact Oracle Support Services.

CRS-07004: This feature is unsupported or not implemented

Cause: This is an internal error.

Action: Contact Oracle Support Services.

CRS-07005: Requested item not found

Cause: This is an internal error.

Action: Contact Oracle Support Services.

CRS-07006: Insufficient buffer size

Cause: This is an internal error.

Action: Contact Oracle Support Services.

CRS-07007: Error in file I/O operation

Cause: This is an internal error.

Action: Contact Oracle Support Services.

CRS-07008: Invalid permissions for the operation

Cause: This is an internal error.

Action: Contact Oracle Support Services.

CRS-07009: Bad authority id

Cause: This is an internal error.

Action: Contact Oracle Support Services.

CRS-07010: Key does not exist

Cause: This is an internal error.

Action: Contact Oracle Support Services.

CRS-07011: Bad key

Cause: This is an internal error.

Action: Contact Oracle Support Services.

CRS-07012: Hostname not found

Cause: This is an internal error.

Action: Contact Oracle Support Services.

CRS-07013: GPNPD daemon is not running

Cause: This is an internal error.

Action: Contact Oracle Support Services.

CRS-07014: Attempting to set a bad value

Cause: This is an internal error.

Action: Contact Oracle Support Services.

CRS-07015: Bad hostname value

Cause: This is an internal error.

Action: Contact Oracle Support Services.

CRS-07016: Bad authority id value

Cause: This is an internal error.

Action: Contact Oracle Support Services.

CRS-07025: Duplicate profile

Cause: This is an internal error.

Action: Contact Oracle Support Services.

CRS-07026: Profile is not given or not available

Cause: This is an internal error.

Action: Contact Oracle Support Services.

CRS-07027: Badly formed profile

Cause: This is an internal error.

Action: Contact Oracle Support Services.

CRS-07028: Profile is too big to be valid

Cause: This is an internal error.

Action: Contact Oracle Support Services.

CRS-07029: Profile is older than the current

Cause: This is an internal error.

Action: Contact Oracle Support Services.

CRS-07030: Profile exists in memory only, not saved

Cause: This is an internal error.

Action: Contact Oracle Support Services.

CRS-07031: Request retry message from GPNPD

Cause: This is an internal error.

Action: Contact Oracle Support Services.

CRS-07032: Value already set in profile

Cause: This is an internal error.

Action: Contact Oracle Support Services.

CRS-07040: Generic XML error

Cause: This is an internal error.

Action: Contact Oracle Support Services.

CRS-07041: GPnP XML profile is not well formed

Cause: This is an internal error.

Action: Contact Oracle Support Services.

CRS-07047: Communication timeout

Cause: This is an internal error.

Action: Contact Oracle Support Services.

CRS-07053: Resource discovery error

Cause: This is an internal error.

Action: Contact Oracle Support Services.

CRS-07056: OCR Init error

Cause: This is an internal error.

Action: Contact Oracle Support Services.

CRS-07057: Reinit OCR to a different bootlevel

Cause: This is an internal error.

Action: Contact Oracle Support Services.

CRS-07058: OCR error

Cause: This is an internal error.

Action: Contact Oracle Support Services.

CRS-07065: GPnP wallet error

Cause: This is an internal error.

Action: Contact Oracle Support Services.

CRS-07066: Requested GPnP wallet is not found

Cause: This is an internal error.

Action: Contact Oracle Support Services.

CRS-07067: Invalid GPnP wallet password given

Cause: This is an internal error.

Action: Contact Oracle Support Services.

CRS-07068: GPnP wallet is too big to be valid

Cause: This is an internal error.

Action: Contact Oracle Support Services.

CRS-07069: GPnP wallet is corrupted or invalid

Cause: This is an internal error.

Action: Contact Oracle Support Services.

CRS-07070: Bad or missing private key in GPnP wallet

Cause: This is an internal error.

Action: Contact Oracle Support Services.

CRS-07071: Bad or missing public key in GPnP wallet

Cause: This is an internal error.

Action: Contact Oracle Support Services.

CRS-07076: Failed to init crypto libraries

Cause: This is an internal error.

Action: Contact Oracle Support Services.

CRS-07085: GPnP profile unsigned

Cause: This is an internal error.

Action: Contact Oracle Support Services.

CRS-07086: GPnP profile signature invalid

Cause: This is an internal error.

Action: Contact Oracle Support Services.

CRS-07087: GPnP profile valid peer signature

Cause: This is an internal error.

Action: Contact Oracle Support Services.

CRS-07088: GPnP profile valid PA signature

Cause: This is an internal error.

Action: Contact Oracle Support Services.

CRS-07089: GPnP profile was signed with a different wallet

Cause: This is an internal error.

Action: Contact Oracle Support Services.

CRS-07090: Grid Naming Service (GNS) error

Cause: This is an internal error.

Action: Contact Oracle Support Services.

CRS-07095: GPnP tool usage

Cause: This is an internal error.

Action: Contact Oracle Support Services.

CRS-07096: GPnP tool version

Cause: This is an internal error.

Action: Contact Oracle Support Services.

CRS-08000: unable to obtain local host name for reboot advisory log file scan

Cause: An attempt to retrieve the local host name failed. The scan for reboot advisory files will not use host name criteria and so may report occurrences for other nodes as well as this one.

Action: Report this error to Oracle Support Services.

CRS-08001: an error occurred accessing reboot advisory log file location: *string*

Cause: The scan for reboot advisory log files was unable to access the indicated file system location. The location was skipped, so any reboot advisory files that it contains will not be reported. This message is accompanied by CLSU- messages containing details of the access error.

Action: Respond based on the error described by the accompanying CLSU- messages. This may involve re-creating the directory or changing its permissions.

CRS-08002: an error occurred searching reboot advisory log file location: *string*

Cause: The scan for reboot advisory log files was unable to read the next file name from the indicated file system location. No further processing of reboot advisory files from that location occurs. This message is accompanied by CLSU- messages containing details of the access error.

Action: Respond based on the error described by the accompanying CLSU- messages.

CRS-08003: reboot advisory log file: *string* is unexpectedly empty

Cause: The scan for reboot advisory log files encountered a file that was empty. This might happen (rarely) if a component is initializing its use of reboot advisory at the same time the scan is running. Processing of other files in the location continues.

Action: Frequent occurrence of this message should be reported to Oracle Support Services.

CRS-08004: an error occurred reading reboot advisory log file: *string*

Cause: The scan for reboot advisory log files experienced a read error on a reboot advisory file. No further processing is done for that file, but the scan continues with other files. This message is accompanied by CLSU- messages containing details of the read error.

Action: Respond based on the accompanying CLSU- messages.

CRS-08005: an error occurred closing reboot advisory log file: *string*

Cause: The scan for reboot advisory log files experienced a close error on a reboot advisory file. The scan continues with other files. This message is accompanied by CLSU- messages containing details of the close error.

Action: Report this error to Oracle Support Services.

CRS-08006: an error occurred opening reboot advisory log file: *string*

Cause: The scan for reboot advisory log files experienced an error when it opened a reboot advisory file. The scan continues with other files. This message is accompanied by CLSU- messages containing details of the open error.

Action: If the error indicated in the accompanying CLSU- messages is one that can be corrected, do so. Otherwise, report this error to Oracle Support Services.

CRS-08007: an error occurred closing reboot advisory log file location: *string*

Cause: The scan for reboot advisory log files experienced an error when it closed the indicated file system location. Processing of other reboot advisory locations (if any)

continues normally. This message is accompanied by CLSU- messages containing details of the close error.

Action: Report this error to Oracle Support Services.

CRS-08008: *string*

Cause: Operating system error data related to reboot advisory file processing was returned. The error data is packaged in a CLSU- message that follows "CRS-08008:". One or more of these messages appears after a message announcing the error condition.

Action: Look up the embedded CLSU- message for an explanation of the operating system error data. If there is no CLSU- message ID present, contact Oracle Support Services.

CRS-08009: reboot advisory log file: *string* contains invalid data (length *number*, error code *number*)

Cause: A reboot advisory log record read from the indicated file contained incorrect data.

Action: Report this error to Oracle Support Services.

CRS-08010: invalid network reboot advisory message detected (length *number*, error code *number*)

Cause: A reboot advisory record received over the network was improperly formed or contained incorrect data.

Action: Report this error to Oracle Support Services.

CRS-08011: reboot advisory message from host: *string*, component: *string*, with time stamp: *string*

Cause: A reboot advisory message was detected. During Oracle Clusterware startup on a given host, messages recently written to disk on that host before a reset or reboot are detected and announced. Subsequently, network reboot advisory messages may be announced as they occur. These are reported by hosts other than the one being reset or rebooted. This message is accompanied by other messages containing details on what led to the reset or reboot. The time stamp in this message begins with either 'U' (denoting UTC time) or 'L' (denoting local time as viewed by the issuing host). Note that a given reset or reboot event can produce multiple occurrences of these messages on multiple hosts in the cluster.

Action: Use the reboot advisory message(s) to determine why Oracle Clusterware caused a reset or reboot of the affected host, and respond accordingly. Refer to the discussion of reboot advisories in the Oracle Clusterware administration documentation for additional guidance.

CRS-08012: reboot advisory message from a higher Oracle Clusterware version detected

Cause: A reboot advisory message from a higher version installation of Oracle Clusterware was detected. This is an expected occurrence with network reboot advisories when there are nodes with a higher Oracle Clusterware version than this node (such as during an upgrade). It is an unexpected condition with file reboot advisories.

Action: The reboot advisory message is displayed in a following CRS-08013 message in a "raw" text form. In the case of network reboot advisories, the explanatory message text should be readable and useful to determine the cause of the node reboot. If the reboot advisory message is from a file, report this message to Oracle Support Services.

CRS-08013: reboot advisory message text: *string*

Cause: An explanatory text message associated with a reboot advisory announced in a preceding CRS-08011 or CRS-08012 message was displayed. These text messages are always written in US English locale.

Action: Refer to the descriptions of messages CRS-08011 and -08012, and to the Oracle Clusterware documentation on reboot advisories.

CRS-08014: reboot advisory binary data (*number bytesstring*) follows:

Cause: Binary data associated with a reboot advisory message was displayed. It is followed by one or more lines of CRS-08015 message containing the binary data formatted in hexadecimal. If an asterisk appears inside the parentheses, an invalid data length was detected.

Action: Refer to the description of message CRS-08011 and -08012, and to the Oracle Clusterware documentation on reboot advisories.

CRS-08015: *number string*

Cause: Hexadecimal display of binary data included in a reboot advisory log message was displayed. The first number is an offset and is followed by up to 16 bytes of data.

Action: Refer to the description of message CRS-08011 and -08012, and to the Oracle Clusterware documentation on reboot advisories.

CRS-08016: an error occurred determining the location for reboot advisory log files

Cause: The search for reboot advisory log files was unable to determine the file system location used for those files. Processing of reboot advisory files is skipped. This message is accompanied by CLSU- messages containing failure details. This is an internal error.

Action: Report this error to Oracle Support Services.

CRS-08017: location: *string* has *number* reboot advisory log files, *number* were announced and *number* errors occurred

Cause: This summary message is written during Oracle Clusterware startup if one or more reboot advisory log files was found and examined.

Action: This message is informational, but if the error count is nonzero the associated messages (earlier in the alert log) should be examined.

CRS-08018: warning: missing cluster identity data for reboot advisory message validation

Cause: During Oracle Clusterware start up, an attempt to obtain the identity of the cluster failed. Processing continues normally, but network reboot advisories from nodes in other clusters may be reported in this cluster's alert log.

Action: Report this error to Oracle Support Services.

CRS-08019: warning generated by the initialization of the reboot advisory in the CSS agent, *string*

Cause: During initialization of the reboot advisory, a warning was generated

Action: Report this warning to Oracle Support Services.

CRS-08020: error generated by the initialization of the reboot advisory in the CSS agent, *string*

Cause: During initialization of the reboot advisory, an error was generated.

Action: Report this error to Oracle Support Services.

CRS-08216: Invalid rejection code received from policy engine: *string*. Contact Oracle Support Services for more help.

Cause: CRSCTL client received an invalid rejection code.

Action: Report the accompanying warning to Oracle Support Services.

CRS-08271: invalid flag or combination of flags given for the 'eval' command

Cause: The 'crsctl eval' command was executed with an invalid combination of flags.

Action: Reexecute the command with a valid combination of flags.

CRS-08500: Oracle Clusterware *string* process is starting with operating system process ID *string*

Cause: The indicated service or component of Oracle Clusterware began execution.

Action: None

CRS-08501: Oracle Clusterware *string* process with operating system process ID *string* is ending with return value *number*

Cause: The indicated service or component of Oracle Clusterware ended execution.

Action: None

CRS-08502: Oracle Clusterware *string* process with operating system process ID *string* failed in initialization

Cause: The indicated service or component of Oracle Clusterware was unable to complete initialization.

Action: Report this error to Oracle Support Services.

CRS-08503: Oracle Clusterware process *string* with operating system process ID *string* experienced fatal signal or exception code *string*.

Cause: The indicated service or component of Oracle Clusterware encountered a fatal exception.

Action: Report this error to Oracle Support Services.

CRS-08504: Oracle Clusterware *string* process with operating system process ID *string* is exiting

Cause: The indicated service or component of Oracle Clusterware ended execution using the operating system 'exit' function.

Action: None

CRS-08505: Oracle Clusterware *string* process with operating system process ID *string* encountered internal error *string-number*

Cause: The indicated service or component of Oracle Clusterware encountered an internal error, causing an ADR incident to be raised.

Action: Contact Oracle Support Services and report the internal error code displayed in the message.

CRS-09000: Failed to allocate memory.

Cause: During initialization, memory could not be allocated.

Action: Report this error to Oracle Support Services.

CRS-09001: Internal Error

Cause: An internal error occurred.

Action: Report this error to Oracle Support Services.

CRS-09003: Cluster Health Monitor is not supported in this configuration.

Cause: Grid Infrastructure Management Repository was not configured.

Action: Re-Install Grid Infrastructure and ensure that Grid Infrastructure Management Repository is configured.

CRS-09004: Error reading from standard input

Cause: Could not read commands from the command line.

Action: Report this error to Oracle Support Services.

CRS-09005: Quoted string not ended

Cause: An unmatched " was found in the command entered.

Action: Put in the corresponding quote or remove the unmatched quote.

CRS-09006: Could not set environment, exiting.

Cause: Error occurred during initialization of oclumon.

Action: Report this to Oracle Support Services.

CRS-09007: failed to contact 'osysmond' daemon

Cause: An attempt to get cluster mode was unable to contact the 'osysmond' daemon.

Action: Ensure that the ora.crf resource is running and, if not, start it.

CRS-09008: Unknown verb *string*

Cause: Unknown or invalid verb passed to oclumon.

Action: Use 'oclumon -h' in command line or help command in interactive mode to see the supported verbs.

CRS-09009: Error *string*: Parsing error. Invalid arguments specified.

Cause: Invalid or unknown arguments passed.

Action: Refer to product documentation or to command online help for an explanation of verbs and arguments.

CRS-09010: Error *string*: mandatory data not supplied

Cause: Mandatory data not supplied to the command.

Action: Refer to product documentation or to command online help for an explanation of verbs and arguments.

CRS-09011: Error *string*: Failed to initialize connection to the Cluster Logger Service

Cause: Error occurred while connecting to the Cluster Logger Service.

Action: Ensure that Cluster Logger Service is running and reachable from the client node by using the 'ping' command for the given node.

CRS-09012: Error *string*: Error sending query to the Cluster Logger Service

Cause: Error occurred while sending query to the Cluster Logger Service.

Action: Ensure that the Cluster Logger Service is running and reachable from the client node by using the 'ping' command for the specified node.

CRS-09013: Error *string*: Invalid data received from the Cluster Logger Service

Cause: Invalid or unknown data received from the Cluster Logger Service.

Action: Ensure that the Cluster Logger Service is running and reachable from the client node by using the 'ping' command for the specified node.

CRS-09014: Error: Corrupt reply from the Cluster Logger Service

Cause: Invalid or unknown data received from the Cluster Logger Service.

Action: Make sure that the version of both master and client installation is same. Also, check the connectivity between master and client using the 'ping'.

CRS-09017: Error: Invalid or unknown reply received from the Cluster Logger Service

Cause: Error occurred in the data received.

Action: Make sure that the version of both master and client installation is same. Also, check the connectivity between master and client.

CRS-09018: Error *string*: No arguments supplied

Cause: No argument was supplied with the command.

Action: Some commands need arguments with them. Refer to the product documentation or to the online help display.

CRS-09019: Error *string*: No parameter *string* supported

Cause: A wrong parameter was passed with the command.

Action: Refer to the command help and pass the correct parameters.

CRS-09020: Error *string*: No master node name specified

Cause: The master node name was not specified in the command.

Action: Pass the appropriate master node name with the command.

CRS-09021: Error *string*: Invalid or no start time specified

Cause: A start time was not specified or the time was passed in the wrong format.

Action: Pass the correct start time. For correct format, refer to command help.

CRS-09022: Error *string*: Invalid or no end time specified

Cause: A end time was not specified or the time was passed in the wrong format.

Action: Pass the correct end time. For correct format, refer to command help.

CRS-09023: Error *string*: Time not specified or in wrong format or invalid

Cause: Time was not specified or was invalid.

Action: Pass the correct and valid time. For correct format, refer to command help.

CRS-09024: Error *string*: No node name specified

Cause: Node name not specified.

Action: Provide a node name in the command. Refer to the product documentation or to the command online help for information.

CRS-09025: Error *string*: No disk ID name specified

Cause: Disk ID was not specified in the command with -diskid.

Action: Pass a valid disk ID with -diskid option.

CRS-09026: Error *string*: No parameter specified

Cause: The parameter was not specified in the query.

Action: Pass appropriate parameter for query. Refer to the product documentation or to the command online help for information.

CRS-09027: Error string: Parameter *string* is not supported with this verb

Cause: Invalid or unknown parameter passed.

Action: Pass the correct parameter. Refer to the product documentation or to the command online help for information.

CRS-09028: Error string: No NIC ID specified

Cause: NIC ID was not specified in the command with `-nicid`.

Action: Pass a valid NIC ID with `-nic` option.

CRS-09029: Error string: No PID specified

Cause: PID was not specified in the command with `-pid`.

Action: Pass a valid PID with `-pid` option.

CRS-09030: Error string: No region specified

Cause: Incorrect or no region specified with `-c` option.

Action: Pass a valid region with `-c` option. Refer to the product documentation or to the command online help for information.

CRS-09031: Error string: Argument *string* not supported with this verb

Cause: Unknown or invalid argument passed with the command.

Action: Refer to the product documentation or to the command online help for information on supported arguments.

CRS-09032: Invalid hour specified in the time argument

Cause: Invalid hour in the time string was passed.

Action: Pass a valid time string in accordance with the format. Refer to the product documentation or to the command online help for information on supported arguments.

CRS-09033: Invalid minutes specified in the time argument

Cause: Invalid minutes in the time string was passed.

Action: Pass a valid time string in accordance with the format. Refer to the product documentation or to the command online help for information on supported arguments.

CRS-09034: Invalid seconds specified in the time argument

Cause: Invalid seconds in the time string was passed.

Action: Pass a valid time string in accordance with the format. Refer to the product documentation or to the command online help for information on supported arguments.

CRS-09035: Arguments not in proper format, or invalid arguments

Cause: Invalid arguments specified.

Action: Pass a valid verb and correct arguments for it. Refer to the product documentation or to the command online help for information on supported arguments.

CRS-09036: Invalid Cluster Health Monitor repository size specified

Cause: Non-numeric value or value out of range specified for Cluster Health Monitor repository size.

Action: Specify Cluster Health Monitor repository size in the valid range. Refer to the product documentation or to the command online help for information on supported arguments.

CRS-09037: *string* Error: Node name not specified. -disk, -nic or -proc need node name

Cause: The required node name was not specified for -disk, -nic or -proc.

Action: Provide a node name with -n option. Refer to the product documentation or to the command online help for information on supported arguments.

CRS-09038: Error: -s and -e need to be specified together

Cause: Either -s or -e is missing.

Action: Start and end time need to be specified together for range queries, which cannot be unbounded. Refer to the product documentation or to the command online help for information on supported arguments.

CRS-09039: Error *string*: -i is not allowed with the range query

Cause: The -i option was specified on a oclumon range query.

Action: Use -i only in continuous mode. Refer to the command inline help or product documentation for more information.

CRS-09040: Error *string*: Band value not specified or incorrect

Cause: The band value was not specified with -t option or was invalid.

Action: Provide a valid band value. Refer to the product documentation or to the command online help for information on supported arguments..

CRS-09041: Error *string*: The -repos argument was specified without an option.

Cause: -repos was not specified with the option, generating a parsing error.

Action: Provide a valid option to -repos. Refer to the product documentation or to the command online help for information on supported arguments.

CRS-09042: Error *string*: No size specified with 'checkretentiontime'

Cause: A valid value was not specified with 'checkretentiontime'.

Action: Provide a valid numerical value with 'checkretentiontime'. Refer to the product documentation or to the command online help for information on supported arguments.

CRS-09043: Error *string*: Non-numeric or invalid value for size: *string*

Cause: An invalid or non-numeric value was specified for size.

Action: Provide a valid numeric size. Refer to the product documentation or to the command online help for information on supported arguments.

CRS-09044: No key specified with -getkey

Cause: An option was not specified with -getkey.

Action: Provide a valid key as an option with -getkey.

CRS-09045: No key specified for -get

Cause: An option was not specified with -get.

Action: Provide a valid option with -get. Refer to the product documentation or to the command online help for information on supported arguments.

CRS-09046: Invalid key specified

Cause: An unknown key was specified with -get.

Action: Provide a supported key with -get. Refer to the product documentation or to the command online help for information on supported arguments.

CRS-09047: Error string: Error Dumping Log (return code: *number*) for node *string*

Cause: An error occurred while dumping local log.

Action: Report this error to Oracle Support Services. Cluster Health Monitor repository directory may be unreachable, unreadable or incorrect.

CRS-09048: Error string: No data received from the Cluster Logger Service after *number* attempts

Cause: Data was not received from the Cluster Logger Service after the specified number of attempts or data was not available.

Action: None

CRS-09049: Error string: Cannot get environment variable CRFHOME

Cause: An internal error occurred.

Action: Report this error to Oracle Support Services.

CRS-09050: Error string: Too many host names

Cause: Too many host names were specified.

Action: Provide valid number of host names. Refer to the product documentation or to the command online help for information.

CRS-09051: Error string: Invalid interval size specified

Cause: Non-numeric or invalid interval specified.

Action: Provide a valid numerical value for interval size. Refer to the product documentation or to the command online help for information

CRS-09052: Error string: *string* control not supported

Cause: The specified debug control was not supported.

Action: Provide a supported control. Refer to the product documentation or to the command online help for information.

CRS-09053: Key:value pair missing

Cause: A required key:value pair was missing.

Action: Provide a valid key:value pair. Refer to the product documentation or to the command online help for information

CRS-09054: Incomplete or invalid parameters *string*

Cause: Incomplete or invalid parameters supplied.

Action: Provide the complete and correct parameters. Refer to the product documentation or to the command online help for information

CRS-09055: module:level specified in invalid format or invalid value

Cause: Invalid format or value specified for module:level.

Action: Provide correct module:level. Refer to the product documentation or to the command online help for information

CRS-09056: Error *string*: Invalid Cluster Health Monitor repository location specified

Cause: Invalid Cluster Health Monitor repository location specified.

Action: Provide a directory with read and write permissions for Cluster Health Monitor repository location. Refer to the product documentation or to the command online help for information.

CRS-09057: Error *string*: No response received from the Cluster Logger Service

Cause: No data received from the Cluster Logger Service for the query.

Action: Ensure that the Cluster Logger Service is running and reachable from the client node by using the 'ping' command for the specified node.

CRS-09058: Error *string*: Changing log level failed due to authentication failure

Cause: Log level could not be changed due to authentication failure.

Action: Ensure that this command is run as root.

CRS-09059: Error *string*: Changing log level failed due to connection failure

Cause: A connection failure occurred while changing the log.

Action: Ensure that the daemons are running and are reachable.

CRS-09060: Error *string*: Unable to send message due to memory allocation failure

Cause: Memory could not be allocated for debug message.

Action: Report this error to Oracle Support Services.

CRS-09061: Error *string*: Changing log level failed due to response time-out

Cause: A time out happened while waiting for response.

Action: Report this error to Oracle Support Services.

CRS-09062: Error *string*: Error in changing log level

Cause: An error occurred while changing log level.

Action: Report this error to Oracle Support Services.

CRS-09063: Given time range is more than 1 hour

Cause: The time range specified with showtrail command was more than one hour.

Action: Provide a range of less than 1 hour for showtrail.

CRS-09064: Error *string*: Changing log level failed due to connection failure. Cannot connect to daemon *string*.

Cause: A connection failure occurred while changing the log level.

Action: Ensure that the specified daemon is running and reachable.

CRS-09065: Disk ID not found

Cause: Given disk ID was not found or not present in the interesting list.

Action: Provide a disk ID which is available at the start of the query range.

CRS-09066: Process ID not found

Cause: Given process ID was not found.

Action: Provide a process ID which is available at the start of the query range.

CRS-09067: NIC ID not found

Cause: Given NIC ID was not found.

Action: Provide a correct NIC ID.

CRS-09068: Error *string*: -allnodes and -n must not be used together

Cause: Both -allnodes and -n were supplied on a dumpnodeview command.

Action: Specify either -allnodes or -n with specific nodes.

CRS-09069: The new Cluster Health Monitor repository location is *string*.

Cause: The Cluster Health Monitor repository location was successfully replaced.

Action: None

CRS-09070: The new Cluster Health Monitor repository retention time is *number* seconds.

Cause: The Cluster Health Monitor repository retention time was successfully modified.

Action: None

CRS-09071: Internal error in Cluster Health Analysis during problem analysis

Cause: An internal error occurred during problem analysis.

Action: Contact Oracle Support Services.

CRS-09072: Internal error in Cluster Health Analysis report output

Cause: An internal error occurred while reporting a problem.

Action: Contact Oracle Support Services.

CRS-09073: No problems to display

Cause: No problems were found that matched the selection criteria specified to the 'oclumon analyze' command.

Action: None

CRS-09074: No component specified to the component argument

Cause: An 'oclumon analyze' command was issued without a component.

Action: Provide a component to the 'oclumon analyze' command. Refer to the product documentation or to the command online help for information.

CRS-09075: Invalid component name '*string*' specified as the component argument

Cause: An 'oclumon analyze' command was issued with an invalid component.

Action: Pass a valid component to the 'oclumon analyze' command. Refer to the product documentation or to the command online help for information on supported arguments.

CRS-09076: Error loading the required Cluster Health models

Cause: The required Cluster Health models did not exist, did not have the required permission, or had an invalid format.

Action: Ensure that the Cluster Health models are present in the 'cdata/model' subdirectory of the Oracle Grid Infrastructure home, and that their permissions are correct. If the problem persists, check for entries in the oclumon log file for more details.

CRS-09077: Invalid path '*string*' was specified as the data directory argument

Cause: An 'oclumon analyze' command was issued specifying a data directory that does not exist or is not accessible to the user.

Action: Pass a valid path to the 'oclumon analyze' command. Look at accompanying messages for more information.

CRS-09078: Invalid severity value '*string*' provided as the severity argument

Cause: An 'oclumon analyze' command was issued with an invalid severity value.

Action: Pass a valid severity value to the 'oclumon analyze' command. Refer to the product documentation or to the command online help for information.

CRS-09079: No instance name specified for the instance argument

Cause: An 'oclumon' command was issued without an instance name.

Action: Provide an instance name with the 'oclumon' command. Refer to the product documentation or to the command online help for information.

CRS-09080: data for other nodes of cluster cannot be viewed from this node

Cause: An 'oclumon dumpnodeview -n' command was issued for other nodes from a leaf node.

Action: Refer to the Cluster Health Monitor documentation for more information.

CRS-09081: Internal error in Cluster Health calibration

Cause: An internal error occurred during cluster health model calibration.

Action: Contact Oracle Support Services.

CRS-09082: Insufficient permission to execute command. Require privileged user

Cause: A non-privileged user attempted to execute a command requiring privilege.

Action: Issue the command again as a privileged user.

CRS-09083: No database name specified for the database argument

Cause: An 'oclumon' command was issued without a database name.

Action: Provide a database name with the 'oclumon' command. Refer to the product documentation or to the command online help for information.

CRS-09084: Error *string*: Node name is greater than *string* bytes

Cause: An 'oclumon' command was issued with a node name that was too long.

Action: Supply a node name no greater than the indicated size with the 'oclumon' command and retry. Refer to the product documentation or to the command online help for information.

CRS-09085: Model name missing or invalid for the model argument

Cause: The previous ocumon command was rejected because it did not include a valid model name.

Action: Reissue the ocumon command providing a valid model name. Refer to the product documentation or to the command online help for information.

CRS-09086: Server pool name missing or invalid for the server pool argument

Cause: The previous ocumon command was rejected because it did not include a valid server pool name.

Action: Reissue the ocumon command providing a valid server pool name. Refer to the product documentation or to the command online help for information.

CRS-09087: Server pool name specified in a cluster without user-defined server pools

Cause: The previous oclumon command was rejected because it was issued with a server pool name on a cluster without user-defined server pools.

Action: Reissue the oclumon command without a server pool name. Refer to the product documentation or to the command online help for information.

CRS-09088: Node name specified in a cluster with user-defined server pools

Cause: The previous oclumon command was rejected because it was issued with a node name on a cluster with user-defined server pools.

Action: Reissue the oclumon command without a node name. Refer to the product documentation or to the command online help for information.

CRS-09089: Parameter '*string*' is not supported in combination with parameter '*string*'.

Cause: The command was rejected because the combination of parameters passed was invalid.

Action: Refer to the product documentation or to the online help for the command and reissue the command with the correct parameters.

CRS-09090: Error *string*: Parameter '*string*' is specified multiple times.

Cause: The previous 'oclumon' command was rejected because the parameter listed in the message was specified multiple times.

Action: Refer to the product documentation or to the online help for the command and reissue the command with the correct parameters.

CRS-09091: database name '*string*' is invalid

Cause: An 'oclumon' command was issued with an invalid database name.

Action: Provide a valid database name with the 'oclumon' command. Refer to the product documentation or to the online help for the command for information.

CRS-09092: No instance of database '*string*' is active on this node.

Cause: The 'oclumon calibrate' command was rejected because no instance of the above listed database was active on the local node.

Action: Issue the 'srvctl start database' command to start the above listed database. Issue the 'srvctl status database' command to retrieve a list of nodes on which the database instances are online. Issue the 'oclumon calibrate' command again from a node on which the database instance is online. Refer to the product documentation or to the online help for the command for information.

CRS-09093: Database '*string*' of type '*string*' is not supported in a cluster with user-defined server pools.

Cause: An 'oclumon' command was issued with an administrator-managed database in a cluster with user-defined server pools.

Action: Reconfigure the database to be policy-managed using the 'srvctl modify database' command to enable monitoring by the Oracle Cluster Health Analysis service. Verify the monitoring status using the 'srvctl status cha' command. Re-issue the 'oclumon calibrate' command. Refer to the product documentation or to the online help for the command for information.

CRS-09100: Error setting Cluster Health Monitor repository size

Cause: An error occurred while setting Cluster Health Monitor repository size on the Cluster Logger Service.

Action: Report this error to Oracle Support Services.

CRS-09101: Error updating Cluster Health Monitor repository size in configuration file.

Cause: An error occurred while writing the Cluster Health Monitor repository size to configuration files.

Action: Report this error to Oracle Support Services.

CRS-09102: No data for the node at the specified time

Cause: Data was not found for the specified node.

Action: This is an informational message only.

CRS-09103: No data available

Cause: Data was not available for the query.

Action: Make sure the System Monitor Service is running on the specified node.

CRS-09104: No data available for the specified nodes

Cause: Data was not available for specified nodes.

Action: Make sure the System Monitor Service is running on the specified nodes.

CRS-09105: Internal Error on master

Cause: An internal error on master caused this error.

Action: Report this error to Oracle Support Services.

CRS-09106: Data requested was outside Cluster Health Monitor retention time limits.

Cause: A request for data outside Cluster Health Monitor repository limit caused this error.

Action: Data needs to be requested in the proper Cluster Health Monitor repository limits. Refer to the product documentation for more information.

CRS-09107: Start time greater than end time

Cause: A start time greater [or later] than end time caused an error.

Action: Make sure the start time is less than the end time for the specified range query.

CRS-09108: Threshold out of acceptable range

Cause: A threshold was specified that is outside the allowed range.

Action: Make sure threshold is within the acceptable range. Refer documentation or online help for more information

CRS-09109: New Cluster Health Monitor repository location same as the old location on node *string*

Cause: The new location specified for Cluster Health Monitor repository is same as the old location.

Action: Provide a different location for Cluster Health Monitor repository. Refer documentation or online help for more information.

CRS-09110: Cluster Health Monitor repository location not changed as the location specified does not exist on node *string*.

Cause: The new location specified for Cluster Health Monitor repository does not exist.

Action: Provide a different location for Cluster Health Monitor repository. Refer documentation or online help for more information.

CRS-09111: Error updating Cluster Health Monitor repository location *string* in configuration file.

Cause: An error occurred while writing the Cluster Health Monitor repository location to configuration files.

Action: Report this error to Oracle Support Services.

CRS-09114: Cluster Health Monitor repository location change failed on one or more nodes. Aborting location change.

Cause: An error occurred while setting Cluster Health Monitor repository location on the Cluster Logger Service.

Action: Retry specifying a valid location.

CRS-09116: Cluster Health Monitor repository retention change failed on one or more nodes. Aborting retention change.

Cause: An error occurred while setting Cluster Health Monitor repository size on the Cluster Logger Service.

Action: Retry specifying a valid location.

CRS-09117: Grid Infrastructure Management Repository configuration error \n *string*

Cause: Grid Infrastructure Management Repository configuration error occurred.

Action: Take the following steps. 1) Examine the accompanying ORA-nnnnn or CRS-nnnn error messages. If possible, correct the issue reported. 2) Issue a 'srvctl status mgmtdb' command to determine the status of the Grid Infrastructure Management Repository database. If it is not online, examine the database instance alert log to determine what happened. 3) If you are unable to determine or correct the problem, run 'diagcollection.pl' and contact Oracle Support Services.

CRS-09118: Grid Infrastructure Management Repository connection error \n *string*

Cause: Grid Infrastructure Management Repository connection error occurred.

Action: Take the following steps. 1) Examine the accompanying ORA-nnnnn or CRS-nnnn error messages. If possible, correct the issue reported. 2) Issue a 'srvctl status mgmtdb' command to determine the status of the Grid Infrastructure Management Repository database. If it is not online, examine the database instance alert log to determine what happened. 3) If you are unable to determine or correct the problem, run 'diagcollection.pl' and contact Oracle Support Services.

CRS-09119: Warning: *string* option has been deprecated and will be ignored.

Cause: A deprecated option was specified on the command line. The option was ignored.

Action: Check the documentation for the new syntax of the command.

CRS-09120: oclumon was not able to connect to the Grid Infrastructure Management Repository because an authorization failure occurred. \nstring

Cause: An authorization failure occurred when connecting to the Grid Infrastructure Management Repository.

Action: Run the 'srvctl config mgmtldb' command to verify that Grid Infrastructure Management Repository has been created successfully. If not, run the 'mgmtca' command to reset the passwords in the wallet. If the problem persists, run 'diagcollection.pl' and contact Oracle Support Services.

CRS-09121: oclumon was not able to connect to the Grid Infrastructure Management Repository because no listener was available.

Cause: An attempt to connect to the Grid Infrastructure Management Repository failed because no Grid Infrastructure Management Repository listener was running.

Action: Use the 'srvctl status mgmtlsnr' command to confirm that Grid Infrastructure Management Repository listener is running. If it is not, start it using the 'srvctl start mgmtlsnr' command. If the problem persists, run 'diagcollection.pl' and contact Oracle Support Services.

CRS-09122: oclumon was not able to retrieve the security keys from the wallet.

Cause: An attempt to retrieve the security keys from the wallet failed.

Action: Run the 'crsctl query wallet -type MGMTDB' command to verify that the wallet exists. If the problem persists, contact Oracle Support Services.

CRS-09123: oclumon was not able to connect to the Grid Infrastructure Management Repository because a Cluster Synchronization Services request failed.

Cause: An attempt to connect to the Grid Infrastructure Management Repository failed due to a Cluster Synchronization Services failure.

Action: If the problem persists, run 'diagcollection.pl' and contact Oracle Support Services.

CRS-09124: Cluster Health Monitor repository retention change failed. Aborting retention change. Error: string

Cause: An error occurred while setting the Cluster Health Monitor repository size on the cluster logger service.

Action: Take the following steps. 1) Examine the accompanying ORA-nnnnn or CRS-nnnnn error messages. If possible, correct the issue reported. 2) Issue a 'srvctl status mgmtldb' command to determine the status of the Grid Infrastructure Management Repository database. If it is not online, examine the database instance alert log to determine what happened. 3) If you are unable to determine or correct the problem, run 'diagcollection.pl' and contact Oracle Support Services.

CRS-09125: Error string: Node name string is unknown or invalid. No data found for this node in Grid Infrastructure Management Repository.

Cause: The 'oclumon' command could not be carried out as entered because the node name cited in the message was invalid. The cited node name was ignored and the query executed with any remaining names.

Action: Reissue the 'oclumon' command, if desired, supplying a valid name for the node name cited in the message. Refer to the product documentation or to command online help for information.

CRS-09126: Cluster Health Monitor repository retention change failed. Error: retention space is lower than size permitted.

Cause: An attempt to set the Cluster Health Monitor repository size on the cluster logger service was rejected because the specified size was smaller than the permitted minimum size.

Action: Retry the command specifying a retention size larger or equal to the minimum size of 1 GB.

CRS-09127: Error *string*: Too many PIDs

Cause: The command 'oclumon dumpnodeview -pid' failed because too many PIDs were specified.

Action: Refer to the product documentation or to the command online help for information and reissue the command specifying a valid number of PIDs.

CRS-09128: Error *string*: Write operation is not permitted.

Cause: The command 'oclumon dumpnodeview -dir <dir_name>' failed because the user was not allowed to write in the specified directory.

Action: Ensure that the user has write permission for the specified directory and retry.

CRS-09129: Error *string*: Directory does not exist.

Cause: The command 'oclumon dumpnodeview -dir <dir_name>' failed because the specified directory did not exist.

Action: Create the specified directory and retry.

CRS-09130: Error: 'dumpnodeview' option -v or -verbose conflicts with additional view options.

Cause: The command 'oclumon dumpnodeview' failed because either -v or -verbose option was specified in addition to other view options (-system, -process, -cpu, etc.). The verbose options imply the inclusion of every part.

Action: Retry the operation specifying other options without -v or -verbose or specifying -v or -verbose without other options.

CRS-09131: Warning, argument *string* occurs multiple times in the command line.

Cause: A request to execute the command 'oclumon manage -get <args..>' included multiple occurrences of the indicated argument. The command was executed normally.

Action: To avoid issues, observe proper command syntax and avoid repeating arguments.

CRS-09500: The System Monitor Service aborted on host *string*. Details at *string* in *string*.

Cause: The System Monitor Service aborted due to an internal error.

Action: If the problem persists, run 'diagcollection.pl' and contact Oracle Support Services.

CRS-09501: The Cluster Logger Service aborted on host *string*. Details at *string* in *string*.

Cause: The Cluster Logger Service aborted due to an internal error.

Action: If the problem persists, run 'diagcollection.pl' and contact Oracle Support Services.

CRS-09502: The Cluster Health Monitor repository location *string* is inaccessible. Details at *string* in *string*.

Cause: An error occurred while accessing the Cluster Health repository.

Action: Check that the Cluster Health Monitor repository location in question has the correct permissions. Determine whether this behavior is limited to one node or whether it occurs across all of the nodes in the cluster. Use the 'oclumon manage -repos reploc *location*' command to replace the Cluster Health Monitor repository location.

CRS-09503: The System Monitor Service on this host is unable to communicate with the Cluster Logger Service on host *string*, and will log the Cluster Health Monitor data to the local repository.

Cause: Communication was lost with the Cluster Logger Service node.

Action: Verify all network connections between cluster nodes and repair any problematic connections. If network problems are not found, execute the following steps: 1. Run diagcollection.pl. 2. Contact Oracle Support Services.

CRS-09504: The Cluster Logger Service on host *string* is dropping the Cluster Health Monitor node view. Details at *string* in *string*.

Cause: The Cluster Logger Service was unable to insert Cluster Health Monitor node view into Cluster Health Monitor repository .

Action: Contact Oracle Support Services.

CRS-09505: The Cluster Health Monitor repository is deleted due to corruption and the Cluster Logger Service is disabled on *string*. Details at *string* in *string*.

Cause: A critical error occurred while operating on Cluster Health Monitor repository.

Action: Contact Oracle Support Services.

CRS-09506: The System Monitor Service local repository is disabled on the host *string*. Details at *string* in *string*.

Cause: An internal error occurred while writing to the System Monitor Service local repository.

Action: Contact Oracle Support Services.

CRS-09507: The maximum Cluster Health Monitor repository retention time is reached. Deleting the oldest Cluster Health Monitor node views in age order.

Cause: The maximum time for which the oldest Cluster Health Monitor node view will be available on Cluster Health Monitor repository was reached.

Action: If necessary, use 'oclumon manage -repos changerepossize *size*' command to change the retention time.

CRS-09508: The Cluster Health Monitor repository retention time cannot be changed due to lack of disk space on node *string*.

Cause: The Cluster Health Monitor retention time condition could not be fulfilled because the Cluster Health Monitor repository ran out of disk space at run time at the repository location.

Action: Use the 'oclumon manage -repos reploc *location*' command to replace the Cluster Health Monitor repository with a disk location that has at least 1GB of available space per cluster node.

CRS-09509: The new Cluster Logger Service master is *string*.

Cause: A new Cluster Logger Service master node was elected.

Action: None

CRS-09510: The new Cluster Logger Service replica is *string*.

Cause: A new Cluster Logger Service replica node was elected.

Action: None

CRS-09511: The System Monitor Service was not able to collect disk information on node *string*.

Cause: There was a problem in reading the disk-related information.

Action: Confirm that disks are properly configured and usable on the indicated node. If no issues are found and the problem persists, run 'diagcollection.pl' and contact Oracle Support Services.

CRS-09512: The System Monitor Service was not able to collect network interface card information on node *string*.

Cause: There was a problem in reading the network interface card related information.

Action: Confirm that network interface cards are properly configured and usable on the indicated node. If no issues are found and the problem persists, run 'diagcollection.pl' and contact Oracle Support Services.

CRS-09513: The version of the Grid Infrastructure Management Repository [*string*] is incompatible with the version of the Oracle Clusterware [*string*].

Cause: During startup, the Cluster Logger Service found that the version of Grid Infrastructure Management Repository was older than that of the Oracle Clusterware.

Action: Upgrade the Grid Infrastructure Management Repository to a version which is at least that of the Oracle Clusterware.

CRS-09514: The Cluster Logger Service encountered an unexpected error during inserting the data into the Grid Infrastructure Management Repository. \n*string*.

Cause: An unexpected Oracle error was returned by the Grid Infrastructure Management Repository.

Action: 1) Examine the accompanying ORA-nnnnn error messages. If possible, correct the issue reported. 2) Issue a 'srvctl status mgmtdb' command to determine the status of the Grid Infrastructure Management Repository database. If it is not online, examine the database instance alert log to determine what happened. 3) If you are unable to determine or correct the problem, contact Oracle Support Services.

CRS-09515: The Cluster Logger Service encountered an unexpected error during deleting the data from Grid Infrastructure Management Repository. \n*string*.

Cause: An unexpected Oracle error was returned by the Grid Infrastructure Management Repository.

Action: 1) Examine the accompanying ORA-nnnnn error messages. If possible, correct the issue reported. 2) Issue a 'srvctl status mgmtdb' command to determine the status of the Grid Infrastructure Management Repository database. If it is not online, examine the database instance alert log to determine what happened. 3) If you are unable to determine or correct the problem, contact Oracle Support Services.

CRS-09516: Encountered an unexpected error during querying the data from Grid Infrastructure Management Repository. \nstring.

Cause: An unexpected Oracle error was returned by the Grid Infrastructure Management Repository.

Action: 1) Examine the accompanying ORA-nnnnn error messages. If possible, correct the issue reported. 2) Issue a 'srvctl status mgmtldb' command to determine the status of the Grid Infrastructure Management Repository database. If it is not online, examine the database instance alert log to determine what happened. 3) If you are unable to determine or correct the problem, contact Oracle Support Services.

CRS-09517: An unrecoverable configuration error occurred in the Grid Infrastructure Management Repository. Details at *string* in *string*. \nstring

Cause: An unexpected condition happened in the Grid Infrastructure Management Repository.

Action: 1) Examine the accompanying ORA-nnnnn error messages. If possible, correct the issue reported. 2) Issue a 'srvctl status mgmtldb' command to determine the status of the Grid Infrastructure Management Repository database. If it is not online, examine the database instance alert log to determine what happened. 3) If you are unable to determine or correct the problem, contact Oracle Support Services.

CRS-09518: The Cluster Logger Service was not able to connect to the Grid Infrastructure Management Repository because an authorization failure occurred. \nstring

Cause: An authorization failure occurred when connecting to the Grid Infrastructure Management Repository.

Action: Run the 'srvctl config mgmtldb' command to verify that Grid Infrastructure Management Repository has been created successfully. If not, run the 'mgmtca' command to reset the passwords in the wallet. If the problem persists, run 'diagcollection.pl' and contact Oracle Support Services.

CRS-09519: The Cluster Logger Service was not able to connect to the Grid Infrastructure Management Repository because no listener was available.

Cause: An attempt to connect to the Grid Infrastructure Management Repository failed because no Grid Infrastructure Management Repository listener was running.

Action: Use the 'srvctl status mgmtlsnr' command to confirm that Grid Infrastructure Management Repository listener is running. If it is not, start it using the 'srvctl start mgmtlsnr' command. If the problem persists, run 'diagcollection.pl' and contact Oracle Support Services.

CRS-09520: The storage of Grid Infrastructure Management Repository is *number*% full. The storage location is '*string*'.

Cause: The storage of Grid Infrastructure Management Repository was close to full. This storage can be a shared file system or an Oracle ASM disk group.

Action: Make sure there is sufficient free space in repository location.

CRS-09521: Grid Infrastructure Management Repository was not available on the node *string*. The System Monitor Service will store the data in its local repository on all nodes. \nstring

Cause: Grid Infrastructure Management Repository was initializing or was shutting down when the Cluster Logger Service tried to connect, insert or delete the data.

Action: Check if the Grid Infrastructure Management Repository is online using the 'srvctl status mgmtdb' command. If it is offline, start it using the 'srvctl start mgmtdb' command.

CRS-09522: The Cluster Logger Service was not able to retrieve the security keys from the wallet.

Cause: The Cluster Logger Service could not get the security keys due a wallet read failure.

Action: Run the 'crsctl query wallet -type MGMTDB' command to verify that the wallet exists. If the problem persists, contact Oracle Support Services.

CRS-09523: The Cluster Logger Service was not able to connect to the Grid Infrastructure Management Repository because a Cluster Synchronization Services request failed.

Cause: An attempt to connect to the Grid Infrastructure Management Repository failed due to a Cluster Synchronization Services failure.

Action: If the problem persists, run 'diagcollection.pl' and contact Oracle Support Services.

CRS-09524: The System Monitor Service on this host is unable to communicate with the Cluster Logger Service on host *string*, and will log the Cluster Health Analysis data to the local repository.

Cause: Communication was lost with the Cluster Logger Service node.

Action: Verify all network connections between cluster nodes and repair any problematic connections. If network problems are not found, execute the following steps: 1. Run diagcollection.pl. 2. Contact Oracle Support Services.

CRS-09525: The Cluster Health Analysis local repository is disabled on host *string*. Details at *string* in *string*.

Cause: An internal error occurred while writing to the Cluster Health Analysis local repository.

Action: Contact Oracle Support Services.

CRS-09526: The Cluster Logger Service was unable to reset the password for Cluster Health Monitor.

Cause: A password reset failure occurred when the Cluster Logger Service tried to reset the Cluster Health Monitor password after finding that the password had expired.

Action: Run the 'srvctl config mgmtdb' command to verify that Grid Infrastructure Management Repository has been created successfully. If not, run the 'mgmtca setpasswd -user CHM' command to reset the password for Cluster Health Monitor. If the problem persists, run 'diagcollection.pl' and contact Oracle Support Services.

CRS-09527: The Cluster Logger Service was unable to reset the password for Cluster Health Analysis.

Cause: A password reset failure occurred when the Cluster Logger Service tried to reset the Cluster Health Analysis password after finding that the password had expired.

Action: Run the 'srvctl config mgmtdb' command to verify that Grid Infrastructure Management Repository has been created successfully. If not, run the 'mgmtca setpasswd -user CHA' command to reset the password for Cluster Health Analysis. If the problem persists, run 'diagcollection.pl' and contact Oracle Support Services.

CRS-09528: The Grid Infrastructure Management Repository exceeded the size set for it; disabling logging.

Cause: An internal error caused the size of the Grid Infrastructure Management Repository to be reset to an unexpectedly large value. Logging was disabled to prevent further problems.

Action: Contact Oracle Support Services.

CRS-09600: Failed to initialize *string* daemon

Cause: An error occurred during initialization.

Action: Report this error to Oracle Support Services.

CRS-09603: Failed to read configuration files

Cause: An error encountered while retrieving information from configuration files.

Action: Report this error to Oracle Support Services.

CRS-09607: Cannot spawn thread for *string*

Cause: An error encountered while spawning thread.

Action: Report this error to Oracle Support Services.

CRS-09608: ASM disk method failed

Cause: An error encountered with ASM disks configuration.

Action: Report this error to Oracle Support Services.

CRS-09609: Encountered cssd failure. Reinitializing CSSD layer.

Cause: An error was encountered with CSSD layer while retrieving information.

Action: Report this error to Oracle Support Services.

CRS-09610: Encountered a fatal internal error. Daemon *string* exiting.

Cause: A fatal error occurred with CSSD layer.

Action: Report this error to Oracle Support Services.

CRS-09611: Mark *string* disks encountered errors

Cause: An error occurred while accessing disk.

Action: Report this error to Oracle Support Services.

CRS-09612: Mark *string* disks failed

Cause: A fatal error occurred while accessing disk.

Action: Report this error to Oracle Support Services.

CRS-09615: Disk method Failure : *string*

Cause: Internal error occurred.

Action: Report this error to Oracle Support Services.

CRS-09616: Daemon started : *string*

Cause: A daemon process started successfully.

Action: None

CRS-09617: Invalid message type encountered

Cause: An invalid or corrupted message was received.

Action: Report this error to Oracle Support Services.

CRS-09618: Daemon stopped : *string*

Cause: A daemon process stopped successfully.

Action: None

CRS-10002: failed to allocate memory\n

Cause: Memory allocation failed.

Action: Correct the system memory problem and retry.

CRS-10004: unable to reach *string* address from local node

Cause: An attempt to reach the IP address specified failed.

Action: Make sure that the specified IP address is a valid IP address and is assigned to an interface. Make sure that there are no firewalls between local node and node on which specified IP address is hosted.

CRS-10005: unable to determine local host name

Cause: The host name could not be determined.

Action: Check that the host name for the local machine is valid. Look at the accompanying messages. If the problem persists, contact Oracle Support Services.

CRS-10006: APPVIP type needs a VIP name. Specify a VIP name using -vip commandline option.

Cause: VIP resource name was missing in the command line for APPVIP type.

Action: Specify a VIP name using -vip option.

CRS-10008: unable to generate client ID for VIP type *string*, cluster name *string*, VIP resource name *string*

Cause: An attempt to generate client ID for the specified cluster name, VIP type and resource name failed.

Action: Ensure that the cluster name and VIP resource name do not exceed 252 characters. Make sure that VIP type is a valid VIP type. Refer to 'crsctl get clientid - help' for more information.

CRS-10010: unable to discover DHCP server in the network listening on port *number* for client ID *string*

Cause: An attempt to discover DHCP server listening on port specified failed.

Action: Ensure that the DHCP servers exist on the network and are listening on port specified. If they are listening on a different port then specify that port using the -port option. For more information refer to help for 'crsctl discover dhcp' command.

CRS-10011: unable to request DHCP lease for client ID *string* on port *number*

Cause: An attempt to request DHCP lease for the specified client ID on specified port failed.

Action: Ensure that there are DHCP servers with IP addresses available on the network. If other DHCP servers are available which are listening on a different port specify an alternative port using the -port option. For more information refer to help for 'crsctl request dhcp' command.

CRS-10013: unable to release DHCP lease for client ID *string*, on port *number*

Cause: An attempt to release DHCP lease for the specified client ID on specified port failed.

Action: Ensure that there are DHCP servers listening on port specified. If the DHCP server is listening on a different port specify an alternative port using -port option. For more information refer to help for 'crsctl release dhcp' command.

CRS-10014: HOSTVIP type needs a node name. Specify a node name using -n option.

Cause: Node name was missing in the command line for HOSTVIP type.

Action: For HOSTVIP type node name needs to be specified via -n option.

CRS-10015: VIP type *string* is invalid

Cause: An invalid VIP type was specified for DHCP client ID generation.

Action: Ensure that the VIP type is a valid VIP type. Refer to 'crsctl get clientid -help' for more information.

CRS-10016: error obtaining local host DNS resolver configuration

Cause: An attempt to obtain local host DNS configuration failed.

Action: Make sure that the user executing the command has sufficient permission to read local system configuration.

CRS-10017: the *number* name servers configured on this system exceeds the *number* maximum allowed

Cause: An attempt to obtain local host DNS configuration failed because more name servers were found then allowed on this operating system.

Action: Reduce the number of name servers configured to the maximum allowed.

CRS-10023: Domain name look up for name *string* failed.

Cause: An attempt to query DNS servers for name specified failed.

Action: Look at accompanying messages for more information on the failure.

CRS-10029: could not verify if port *number* at address *string* is in use

Cause: An attempt to verify if port at address specified is in use failed.

Action: Make sure that the user has permission to create socket at port specified. For ports < 1024 user should be root. Also look at the accompanying messages for more information.

CRS-10030: could not verify if port *number* on local node is in use

Cause: An attempt to verify if port specified on local node is in use failed.

Action: Make sure that the user has permission to create socket at port specified. For ports < 1024 the user should be root. Also look at the accompanying messages for more information.

CRS-10033: could not stop the DNS listening daemon running on port *number* at address *string*

Cause: An attempt to stop the DNS listening daemon running on port and address specified failed.

Action: Make sure that the user has permission to send packets at the port specified. For ports < 1024 the user should be root. Also look at the accompanying messages for more information.

CRS-10034: could not stop the DNS listening daemon running on port *number* on local node

Cause: An attempt to stop the DNS listening daemon on local node running on port specified failed.

Action: Make sure that the user has permission to send packets at the port specified. For ports < 1024 the user should be root. Also look at the accompanying messages for more information.

CRS-10035: invalid name server '*string*' specified in command line

Cause: An invalid IPv4 address was specified on the command line for -dnsserver option.

Action: Specify a valid IPv4 address on the command line.

CRS-10036: value for command line parameter '*string*' is not an integer

Cause: An invalid value was specified for the specified command line parameter.

Action: Resubmit the request with an integer value.

CRS-10038: invalid IP address '*string*' specified

Cause: An invalid IPv4 or IPv6 address was supplied on command line.

Action: Supply an IP address that conforms to IETF RFC-791 or IETF RFC-2373.

CRS-10039: invalid subnet '*string*' specified

Cause: An invalid IPv4 or IPv6 subnet was supplied on the command line.

Action: Supply a subnet address that conforms to IETF RFC-950 or IETF RFC-5942.

CRS-10040: unable to get list of network interfaces

Cause: An attempt to retrieve the list of network interfaces failed.

Action: Look at the accompanying messages for more information.

CRS-10041: subnet '*string*' is not configured on the node

Cause: The subnet specified did not match subnet of any network interface on this node.

Action: Specify a subnet that matches at least one network interface's subnet on this node.

CRS-10043: DNS daemon is not listening on port *number* at address *string*

Cause: An attempt to check if the DNS daemon is listening on port and address specified failed.

Action: Make sure that the address specified is reachable. Make sure that there is no firewall between the node on which this command was run and the address specified. Also look at the accompanying messages for more information.

CRS-10044: invalid cluster name '*string*' specified

Cause: An invalid cluster name was supplied to the CRCTL utility.

Action: Specify a cluster name which is at least one character long but no more than 15 characters in length. The cluster name must be alphanumeric, it cannot begin with a numeric character, and it can contain hyphen (-) characters. However, it cannot end with a hyphen (-) character.

CRS-10045: invalid node name '*string*' specified

Cause: An invalid node name was supplied to the CRCTL utility.

Action: Specify a node name which is at least one character but no more than 63 characters in length. The node name must be alphanumeric, it cannot begin with a numeric character, and it may contain hyphen (-) characters. However, it cannot end with a hyphen (-) character.

CRS-10046: invalid client ID '*string*' specified

Cause: An invalid client ID was supplied to the CRSCTL utility.

Action: The client ID can be obtained by running the command 'crsctl get clientid dhcp'.

CRS-10047: invalid query type '*string*' specified

Cause: An invalid DNS query type was supplied to crsctl.

Action: Supply a query type of A for an IPv4 address or AAAA for an IPv6 address.

CRS-10048: Name '*string*' was not resolved to an address of the specified type by name servers '*string*'.

Cause: An attempt to look up an address of a specified type for the indicated name using the name servers shown did not yield any addresses of the requested type.

Action: Retry the request providing a different name or querying for a different IP address type.

CRS-10051: CVU found following errors with Clusterware setup : *string*

Cause: A resource-specific error was detected by the Clusterware Verification Utility (CVU). This message is accompanied by others providing details of the error condition.

Action: Respond based on the accompanying messages.

CRS-10100: Execution of crswrapexece.pl script with arguments '*string*' fails.

Cause: crswrapexece.pl script failed when executed with the specific arguments.

Action: Check system log and crswrapexece.log for more details. Contact Oracle Support Services.

CRS-10101: Internal Error

Cause: Execution of crswrapexece.pl script failed due to missing argument.

Action: Contact Oracle Support Services.

CRS-10102: Failure to open environment file *string*.

Cause: The crswrapexece.pl script failed to open the environment file, which might be caused by hostname change or user edits.

Action: Check for the existence and permission of the environment file.

CRS-10103: Found *string* syntax errors in environment file *string*.

Cause: crswrapexece.pl found syntax errors in the provided environment file.

Action: Check and fix syntax error in the indicated environment file. If the problem persists, contact Oracle Support Services.

CRS-10104: Executable *string* does not reside in *string*.

Cause: The script crswrapexece.pl attempted to invoke the indicated executable, which was not found in the proper directory.

Action: This error is unexpected and should not normally occur. Contact Oracle Support Services.

CRS-10105: Executable *string* is not a file.

Cause: The script crswrapexece.pl attempted to invoke the indicated executable, but the executable is not a file.

Action: This error is unexpected and should not normally occur. Contact Oracle Support Services.

CRS-10106: Executable *string* does not exist.

Cause: The script crswrapexece.pl could not find the specified executable.

Action: This error is unexpected and should not normally occur. Contact Oracle Support Services.

CRS-10131: Failure to create named pipe *string*. Details [*string*].

Cause: The specified named pipe could not be created. Oracle High Availability Service would not be able to restart if crashes.

Action: Check for the existence and permission of the parent directory, where the named pipe was created.

CRS-10132: Oracle High Availability Service was restarted at least *string* times within the last *string* seconds. Stop auto-restarting Oracle High Availability Service.

Cause: Oracle High Availability Service was restarted too rapidly within a short period of time.

Action: Check the Oracle High Availability Service log file to determine the cause. If the problem persists, contact Oracle Support Services.

CRS-10201: Internal error

Cause: An unexpected condition was detected in the cluster event module.

Action: Contact Oracle Support Services.

CRS-10202: Failed to allocate process memory

Cause: Insufficient system memory resources.

Action: Correct the system memory resources problem and retry. If this does not appear to be caused by an operating system issue, contact Oracle Support Services.

CRS-10203: Could not connect to the Event Manager daemon

Cause: Unable to communicate with Event Manager daemon.

Action: Run the 'crsctl check evmd' command to determine whether Event Manager daemon is properly configured and is running.

CRS-10250: Database name is required to access database wallets. Use -name option to supply a database name.

Cause: The option -name was missing on the command line.

Action: For APPQOSDB wallet types -name is a mandatory parameter. Retry the command with -name option.

CRS-10251: User name is required to create OSUSER wallets. Use -user option to supply a username.

Cause: The option -user was missing on the command line.

Action: For OSUSER wallet types -user is a mandatory parameter. Retry the command with -user option.

CRS-10253: Warning: *string* option has been deprecated.

Cause: A deprecated option was specified on the command line.

Action: Check the documentation for the new syntax of the command.

CRS-10301: Unable to contact Oracle high availability service on peer nodes for cluster wide commands. Details at *string* in *string*.

Cause: Multicast Domain Name Server (mDNS) or Grid Plug and Play (GPnP) or both daemons on the local node were not running.

Action: If you are shutting down the Clusterware stack, this is expected. If you had issued a cluster wide command, reissue the command after the stack has been restarted. If you are not shutting down the stack, the missing component(s) may have failed and may restart automatically. Any cluster wide commands can be retried after a few seconds. However, the failure should be investigated and reported to Oracle Support Services.

CRS-10302: Oracle high availability service on peer nodes is reachable. Details at *string* in *string*.

Cause: Oracle high availability service on peer nodes was reachable.

Action: None

CRS-10401: Internal error in credentials processing.

Cause: An unexpected condition was detected in the credentials module.

Action: Contact Oracle Support Services.

CRS-10402: Failed to allocate process memory.

Cause: There were insufficient system memory resources.

Action: Correct the system memory resources problem and retry. If this does not appear to be caused by an operating system issue, contact Oracle Support Services.

CRS-10403: Could not connect to credential storage: *string*.

Cause: An attempt to communicate with Oracle Cluster Registry (OCR) or Oracle Local Registry (OLR) credential storage failed.

Action: Run the 'crsctl check crs' command to determine whether Cluster Ready Services or Oracle High Availability Services are online.

CRS-10405: Credential domain already exists.

Cause: The provided credential domain already existed.

Action: Specify another credential domain path.

CRS-10406: Authorization error.

Cause: The user did not have permissions to view or modify the provided credential information.

Action: Use a different user to view or modify the credential information.

CRS-10407: Credential domain does not exist.

Cause: The provided credential domain did not exist.

Action: Specify another credential domain path or create the credential domain.

CRS-10408: Credential set already exists.

Cause: The provided credential set already existed.

Action: Specify another credential domain path to which the credential set will be added.

CRS-10409: Credential target already exists.

Cause: The provided credential target already existed.

Action: Specify another credential target name, or modify the value of the existing one.

CRS-10410: Credential set member does not exist.

Cause: The provided credential set member did not exist.

Action: Specify another credential set member or create a new member.

CRS-10411: Credential set does not exist.

Cause: The provided credential set did not exist.

Action: Specify another credential set or create a new member.

CRS-10412: Security layer returned failure: *string*.

Cause: Credential operation failed due to error from security layer.

Action: Depending on the reason, this operation may be retried after correcting the situation.

CRS-10413: Invalid argument specified for attribute.

Cause: An invalid argument was found for a given attribute.

Action: Rerun the command using correct value.

CRS-10414: User name or group name does not match the owner or group of the credential object.

Cause: Credential permissions for the owner could not be modified because the user name did not match the owner of the credential.

Action: Specify the owner's user ID in the argument to change owner's permission.

CRS-10415: ACL string is missing the user or group modifier.

Cause: The access control list (ACL) string did not specify whether user's or group's permission needs to be changed.

Action: Specify the correct format in the argument and rerun the command.

CRS-10416: Credentials target does not exist.

Cause: The provided credentials target did not exist.

Action: Specify another credentials target.

CRS-10417: The directory '*string*' does not exist.

Cause: The specified directory did not exist.

Action: Provide a directory for which the user has read and write permissions.

CRS-10418: The directory '*string*' is not accessible.

Cause: An attempt to access the specified directory failed.

Action: Ensure that the user has read and write permissions on the directory.

CRS-10419: Unable to open file '*string*' for read access.

Cause: An attempt to open the specified file for read access failed.

Action: Ensure that the user has read access permission on the file.

CRS-10420: Unable to open file '*string*' for write access.

Cause: An attempt to open the specified file for write access failed.

Action: Ensure that the user has write access permission on the file.

CRS-10421: Section name does not exist.

Cause: The credentials could not be imported because the provided section name did not exist in the XML file.

Action: Verify the sections included in the credentials file and retry the import supplying the correct section name.

CRS-10422: Credential set of type '*string*' does not support the specified attribute '*string*'.

Cause: An attempted operation on a credential set of the indicated type was rejected because it specified an attribute that was not valid for credential sets of that type.

Action: Retry the operation specifying an attribute supported for the set.

CRS-10423: Credential file specified is either empty or corrupt.

Cause: Credential import failed because the import file was empty or corrupt.

Action: Specify a valid credential file and try again.

CRS-10502: failed to delete site '*string*' because it was the last remaining site

Cause: An attempt to delete the indicated site was rejected because it was the last remaining site.

Action: Execute the command 'crsctl query cluster site -all' to list the the existing sites. Refer to the command inline help or product documentation for more information.

CRS-10503: invalid site name '*string*' specified

Cause: The indicated string was provided where a site name was required, but it was not a valid site name.

Action: Specify a site name which is at least one character but no more than 15 characters in length. A site name consists of alphanumeric characters plus the hyphen character (a..z,A..Z,0..9,-). It cannot begin with a numeric character. It cannot begin or end with the hyphen (-) character.

CRS-10504: The configured site name '*string*' is invalid.

Cause: A failure occurred while retrieving site information. The configured site name was invalid.

Action: Contact Oracle Support Services.

CRS-10505: The number of sites defined is more than the maximum.

Cause: A failure occurred while retrieving site information. There were more sites defined than the maximum allowed.

Action: Contact Oracle Support Services.

CRS-10506: The site GUID '*string*' configured for site '*string*' is invalid.

Cause: A failure occurred while retrieving site information. The configured site Globally Unique Identifier (GUID) was syntactically invalid.

Action: Contact Oracle Support Services.

CRS-10507: Host '*string*' not assigned to a site.

Cause: A failure occurred while retrieving the site assignment for the indicated host. The host has not been assigned to any site.

Action: Contact Oracle Support Services.

CRS-10508: The site '*string*' does not exist.

Cause: An attempt to query or delete a site failed because the indicated name had not been defined as a site name.

Action: Execute the command 'crsctl query cluster site -all' to list the the existing sites. Retry the original command with a site name that has been defined.

CRS-10509: The site '*string*' already exists.

Cause: An attempt to define an additional site failed because the indicated name had already been defined as a site name.

Action: To define an additional site, execute the command 'crsctl query cluster site -all' to list the the existing sites. Retry the original command with a site name that has not already been defined.

CRS-10510: The site GUID '*string*' configured for host '*string*' is invalid.

Cause: A failure occurred while retrieving the site information for the indicated host. The site GUID configured for the indicated host was invalid.

Action: Contact Oracle Support Services.

CRS-10511: failed to add site '*string*' because the number of sites cannot exceed *number*

Cause: The maximum number of sites were already defined.

Action: To add the indicated site name, execute the command 'crsctl query cluster site -all' to list the existing sites, delete an existing site using the command 'crsctl delete cluster site', and retry the original command. Refer to the command inline help or product documentation for more information.

CRS-10512: invalid site GUID '*string*' specified

Cause: An attempt to add a site required for an Exadata Cell was rejected because the supplied Globally Unique Identifier (GUID) was syntactically invalid.

Action: Retry the command specifying the Globally Unique Identifier (GUID) as a text string of 16 hexadecimal digits (0-f) without a hyphen (-) character or the hexadecimal literal prefix (0x). Refer to the command inline help or product documentation for more information.

CRS-10513: failed to add site '*string*' because specified GUID '*string*' is already configured

Cause: An attempt to add the indicated site with the indicated Globally Unique Identifier (GUID) was rejected because a site with that GUID had already been defined.

Action: Execute the command 'crsctl query cluster site -all' to list the existing sites. Retry the original command with a site GUID that has not already been configured.

CRS-10701: Internal error in cluster management module.

Cause: An unexpected condition was detected in the cluster management module.

Action: Contact Oracle Support Services.

CRS-10702: could not find cluster property '*string*'

Cause: The specified cluster property was not found.

Action: Contact Oracle Support Services.

CRS-10703: invalid cluster class '*string*' retrieved

Cause: An invalid cluster class was retrieved from the configuration.

Action: Contact Oracle Support Services.

CRS-29000: Oracle VM Manager job failed with the following error:\n*string*

Cause: The Oracle Virtual Machine (Oracle VM) Manager was unable to complete the action due to the indicated error.

Action: Consult Oracle Virtual Machine (Oracle VM) documentation if the problem persists.

CRS-29001: could not find Grid Infrastructure virtual machine '*string*'

Cause: The name specified for the Grid Infrastructure virtual machine was not found.

Action: Specify a known virtual machine, or create a new virtual machine with the specified name and add it to the Oracle Clusterware cluster.

CRS-29002: could not find a virtual machine with the ID '*string*'

Cause: The ID specified for the virtual machine was not found.

Action: Specify a known virtual machine, or create a new virtual machine with the specified ID.

CRS-29003: could not find a virtual machine with the name or ID '*string*'

Cause: Either the name or the ID provided for the virtual machine was not found.

Action: Specify a known virtual machine, or create a new virtual machine with the specified name or ID.

CRS-29004: not authorized to perform the Oracle VM Manager operation

Cause: The Oracle Virtual Machine (Oracle VM) user name and password combination did not work, or the user did not have permission to perform the action requested.

Action: Update the user's password using the 'srvctl modify ovmm' command, or specify a different user who has the correct permissions.

CRS-29005: could not connect to the Oracle VM Manager on host *string* at port *string*

Cause: A connection to the Oracle Virtual Machine (Oracle VM) Manager could not be established or timed out.

Action: Start the Oracle VM Manager on the appropriate host and port, or specify a different host or port using the 'srvctl modify ovmm' command.

CRS-29006: could not find Oracle VM Manager credentials

Cause: Authentication credentials were not found for the Oracle Virtual Machine (Oracle VM) Manager.

Action: Create or modify the credentials by using the 'srvctl {add | modify} ovmm' command.

CRS-33210: could not find resource group '*string*'

Cause: An attempt was made to operate on a resource group that is not registered.

Action: Ensure that the resource group name is specified correctly using the command 'crsctl status resourcegroup'.

CRS-33500: cannot stop resource group '*string*' because it is not running

Cause: A request to stop a resource group that is not running was received.

Action: Check the current state of the resource group; it should no longer be running.

CRS-33501: Resource group '*string*' is disabled.

Cause: The resource group is currently disabled and so may not be operated on.

Action: Enable the resource group and re-submit your request.

CRS-33503: Resource group '*string*' is in UNKNOWN state and must be stopped first.

Cause: An attempt to start a resource group failed because the group state was UNKNOWN.

Action: Stop the resource group manually, make sure it is OFFLINE, and then re-submit the request.

CRS-33504: cannot start resource group '*string*' because no online server satisfies its placement policy

Cause: An attempt to start the indicated resource group failed because no online server satisfies the constraints imposed by its placement policy.

Action: Reissue the command after modifying the placement policy for the resource group or adding appropriate servers to the cluster.

CRS-33509: Resource group type '*string*' used in dependency '*string*' does not exist or is not registered.

Cause: An attempt to configure the dependencies of a resource group was rejected because the indicated resource group type does not exist.

Action: Reissue the command specifying a valid resource group type.

CRS-33510: Resource group '*string*' used in dependency '*string*' does not exist or is not registered.

Cause: An attempt to configure the dependencies of a resource group was rejected because the indicated resource group does not exist.

Action: Reissue the command specifying a valid resource group.

CRS-33514: Dependency attribute specification '*string*' is invalid in resource group '*string*'.

Cause: An attempt to configure the dependencies of a resource group failed because of errors in the dependency specification.

Action: Check the accompanying error messages and reissue the command after correcting the dependency specification.

CRS-33515: Circular dependency found for resource group '*string*'.

Cause: An attempt to configure the dependencies of a resource group resulted in a circular dependency and was rejected.

Action: Reissue the command after correcting the cause of the circular dependency.

CRS-33516: Server pool is not specified for resource group '*string*'.

Cause: The resource group profile does not have a server pool specified.

Action: Specify an existing server pool in the profile and re-submit the request.

CRS-33517: Required attribute '*string*' is not specified for resource group '*string*'.

Cause: A required attribute is missing from the resource group profile.

Action: Add the attribute to the profile and resubmit the request.

CRS-33525: All instances of the resource group '*string*' are already running; relocate is not allowed because the -force option was not specified.

Cause: All instances of the resource group are running and the start request did not have the -force option specified.

Action: Either specify the -force option or re-evaluate the need for the request.

CRS-33526: There are no available instances of resource group '*string*' to start on node '*string*'

Cause: All instances of the resource group were already running or otherwise unavailable to be started on the specified server.

Action: Create more instances or re-evaluate the need for the request.

CRS-33527: unable to start resource group '*string*' because it has a '*string*' dependency on resource group '*string*'

Cause: Start or relocate of the resource group is impossible because it has a dependency on another entity which prevents it from being able to start.

Action: This message will usually be coupled with another one that details the nature of the problem with the other resource group. Follow up on the action recommended for that message.

CRS-33528: unable to start an instance of resource group '*string*' because instances are already running on all possible servers.

Cause: An attempt to start an instance of the indicated resource group failed because instances of that resource group were already running on all servers available for that resource.

Action: Reissue the command after adding more servers or modifying the resource group's placement policy to select more servers.

CRS-33529: unable to act on resource group '*string*' on server '*string*' because that would require stopping or relocating resource group '*string*' but the -force option was not specified

Cause: The attempted operation on the indicated resource group and server was rejected because it would have required stopping or relocating the additional resource group as shown. The -force option would have been required to allow the additional effects.

Action: Reevaluate the request and, if appropriate, specify the -force option and resubmit.

CRS-33534: Resource group type '*string*' is not registered.

Cause: The specified resource group type is not registered.

Action: Re-evaluate the request or specify a registered type.

CRS-33539: A resource group with the name '*string*' is already registered.

Cause: A resource group with specified name was already registered.

Action: Use a unique name for the new resource group.

CRS-33547: illegal attempt to update internal or read-only attribute '*string*' for resource group '*string*'

Cause: An internal or read-only attribute of the resource group was specified in the update resource group request.

Action: Exclude internal and read-only attributes from your request.

CRS-33555: cannot relocate local resource group '*string*'

Cause: An attempt to relocate the indicated resource group failed because resource groups of type local cannot relocate to another server.

Action: Reissue the command specifying only relocatable resource groups.

CRS-33556: Resource group '*string*' cannot be restored to its original state after a failed relocate attempt.

Cause: After an unsuccessful attempt to relocate a resource group, CRSD was unable to restore the resource group.

Action: Manual intervention may be required. Re-try starting the resource group.

CRS-33558: Resource group type '*string*' cannot be unregistered because there are types that are based on it.

Cause: An attempt was made to unregister a resource group type that has other types inherited from it.

Action: Remove inherited types first, then remove this one.

CRS-33559: Resource group type '*string*' cannot be unregistered because it has the following resource groups: *string*

Cause: An attempt was made to unregister a resource group type when resource groups based on that type exist.

Action: Remove the specified resource groups first, then remove the type.

CRS-33560: Resource group type '*string*' does not exist.

Cause: An attempt was made to unregister a resource group type that does not exist.

Action: Specify a registered resource group type.

CRS-33561: Resource group type '*string*' cannot be unregistered because it is referenced by resource group '*string*'.

Cause: An attempt was made to unregister a resource group type when other resource groups are dependent on the type.

Action: Make sure there are no existing resource groups that reference this type in their dependencies.

CRS-33562: Resource group '*string*' cannot be relocated because it is not running.

Cause: An attempt to relocate the resource group failed because it was not running.

Action: Ensure that the resource group is running before issuing the request.

CRS-33564: Failed to relocate resource group '*string*'. Will attempt to restore it on '*string*' now.

Cause: Relocate of a resource group failed on all possible servers and is now being restarted on original server.

Action: None, this is an informational message.

CRS-33565: Attempt to relocate resource group '*string*' to '*string*' has failed. Will retry on '*string*' now.

Cause: Relocate of a resource group has failed for the server; a retry is in progress.

Action: None, this is an informational message.

CRS-33568: Base resource group type '*string*' does not exist.

Cause: An attempt was made to register a resource group type with an unknown base type.

Action: Use an existing type as a base. Run '`crsctl status resourcegrouptype`' to list registered resource group types.

CRS-33571: Dependency type '*string*' is specified more than once for resource group '*string*'.

Cause: An attempt to configure the dependencies of a resource group was rejected because a dependency type was used more than once in the profile of the resource group.

Action: Reissue the command after combining multiple specifications of the same dependency type into a single clause.

CRS-33585: cannot unregister built-in resource group type

Cause: An attempt was made to delete a built-in resource group type.

Action: Specify a resource group type that is not built-in.

CRS-33607: cannot specify attribute '*string*' on a per-server basis

Cause: An attempt was made to register or update a resource group with an invalid per-server attribute.

Action: Check the permitted per-server attributes for the resource group, fix and resubmit. Run '`crsctl status resourcegroup`' to check the attributes of the resource group.

CRS-33613: could not find resource group '*string*'

Cause: An attempt was made to operate on a resource group that is not registered.

Action: Check if the resource group is registered. Run '`crsctl status resourcegroup`' to list all registered resource groups.

CRS-33625: The owner of resource group '*string*' does not have execute permission on pool '*string*'.

Cause: An attempt to start a resource group referenced a server pool on which the owner of the resource group lacks execute permission.

Action: Either have the pool's permission changed appropriately or use a different pool.

CRS-33632: There are no more servers to attempt to place resource group '*string*' that would satisfy its placement policy.

Cause: An operation to start, relocate or failover the indicated resource group failed after attempts were made on all available servers.

Action: Reissue the command after rectifying the failure condition.

CRS-33640: Required resource group '*string*' is missing.

Cause: A resource group that's configured as required is not registered.

Action: Register the missing resource group or update the dependency specification so as to the missing resource group is not required for start.

CRS-33643: The server pools where resource group '*string*' could run have no servers.

Cause: An attempt to start a resource group failed because all the configured server pools have no servers assigned.

Action: Either make sure there are active servers in the pools or use different pools for the resource group.

CRS-33644: No hosting members of resource group '*string*' are online or are allowed to be used by the resource group.

Cause: An attempt to start a resource group failed because no server specified as hosting member is online or, if it is, may be used by the resource group.

Action: Either add more servers to the cluster or request permission to pools to which currently available servers are assigned.

CRS-33645: cannot create resource groups of abstract type '*string*'

Cause: An attempt to create a resource group specified an abstract resource group type.

Action: Specify a concrete resource group type for the resource group.

CRS-33667: Resource Group '*string*' with *string=string* may only run on servers assigned to pools *string* and *string*, both of which are empty.

Cause: An attempt to start a resource group failed because it's placement policy only allows it to run on servers assigned to the specified pools, and they are all empty.

Action: Either change the placement policy of the resource group, or change the cluster configuration so that there are servers in those pools.

CRS-33672: Attempting to start resource group '*string*' on server '*string*'

Cause: This is a status message.

Action: None

CRS-33673: Attempting to stop resource group '*string*' on server '*string*'

Cause: This is a status message.

Action: None

CRS-33674: Start of resource group '*string*' on server '*string*' failed.

Cause: This is a status message.

Action: None

CRS-33675: Stop of resource group '*string*' on server '*string*' failed.

Cause: This is a status message.

Action: None

CRS-33676: Start of resource group '*string*' on server '*string*' succeeded.

Cause: This is a status message.

Action: None

CRS-33677: Stop of resource group '*string*' on server '*string*' succeeded.

Cause: This is a status message.

Action: None

CRS-33717: Server '*string*' is not in any of the server pools hosting resource group '*string*'.

Cause: An attempt was made to start a resource group on a server that is not currently an active server in any of the resource group's server pools.

Action: Use a server name that is currently an active server of the resource group's server pools.

CRS-33718: Server '*string*' is not a hosting member of resource group '*string*'.

Cause: An attempt was made to start the resource group on a server not listed as a hosting member of the resource group.

Action: Use a server name that is listed as a hosting member.

CRS-33719: Resource group '*string*' cannot be started on server '*string*' because the server is not in either '*string*' or '*string*' server pools.

Cause: The resource group's placement policy only allows it to run in the specified server pools. An attempt was made to start it on a server assigned to a different pool.

Action: Either use a different server or set the value of SERVER_POOLS to *, which will allow the resource to run on any server.

CRS-33722: The instance of resource group '*string*' can only run on server '*string*'; check on server '*string*' is unnecessary.

Cause: A check was issued on a server for a resource group instance that can only run on a particular server.

Action: Issue a check on the server where the resource group instance is supposed to be run.

CRS-33723: No instance of resource group '*string*' found on server '*string*'.

Cause: A check command failed because the resource group was not running on the specified server and no offline instances were available for the resource group.

Action: Reissue the command, specifying a server where a resource group instance might be running.

CRS-33728: A resource group type with the name '*string*' is already registered.

Cause: An attempt to register a resource group type specified a name that is already registered.

Action: Use a unique name for the new resource group type.

CRS-33729: Attribute '*string*' cannot be overridden for a resource group type.

Cause: An attribute was specified that is not allowed in a resource group type.

Action: Do not specify the indicated attribute for a resource group type.

CRS-33730: Resource group '*string*' depends on resource group '*string*'.

Cause: An attempt to unregister a resource group failed because another resource group is dependent on it.

Action: Reissue the command after removing all dependencies on the resource group to be unregistered.

CRS-33731: The resource group '*string*' is already running on target server '*string*'.

Cause: An attempt to relocate the indicated resource group failed because the resource group was already running on the indicated server.

Action: No action is required.

CRS-33736: cannot proceed with command because it requires stopping resource group '*string*' on server '*string*'

Cause: The command failed because the force option was not specified to stop the indicated resource groups.

Action: Reissue the command after adding more servers to the cluster or specify the force option.

CRS-33779: Failed to delete resource group type '*string*' from repository. Details at *string* in *string*.

Cause: An attempt to delete a resource group type encountered an internal error while updating the repository.

Action: Use the ocrcheck utility to detect errors in OCR. If problems exist, the registry may need to be recovered or restored.

CRS-33789: cannot stop resource group '*string*' because it is not running on server '*string*'

Cause: A request to stop a resource group on a server where it is not running was received.

Action: Check the current state of the resource group; it should no longer be running on that server.

CRS-33801: No instance of resource group '*string*' should be running.

Cause: An attempt to relocate a resource group was rejected because the TARGET attributes of the instances of the resource group were set to OFFLINE.

Action: Restart the resource group to change the value of the TARGET attribute to ONLINE.

CRS-33805: cannot start resource group '*string*' because it has a '*string*' dependency on resource group type '*string*' and no resource group of that type can satisfy the dependency

Cause: An attempt to start the indicated resource group failed because a resource group of the indicated type did not exist to satisfy the dependency.

Action: Reissue the command after registering a resource group of the indicated type.

CRS-33828: failed to stop resource group while attempting CARDINALITY modification

Cause: An attempt to stop a resource group during CARDINALITY modification failed.

Action: Use 'crsctl stop resourcegroup' to stop the resource group manually and then retry the update operation.

CRS-33835: Resource group '*string*' cannot start on server '*string*' because the server does not belong to the resource group's server category.

Cause: An attempt to start the resource group failed because the server specified does not belong to the server category of the resource group.

Action: Specify a server that belongs to the category.

CRS-33837: There are no servers that belong to the server category '*string*' of resource group '*string*'.

Cause: The resource group cannot be started as there are no available servers that belong to its category.

Action: Add servers to the cluster or change the category to be more inclusive.

CRS-33855: Resource group '*string*' is not configured to run in server pool '*string*'.

Cause: An attempt was made to start or stop the resource group in a server pool where the resource group was not configured to run.

Action: Modify resource group's attribute to have this server pool or specify a different resource group.

CRS-33857: cannot stop resource group '*string*' because it is not running in server pool '*string*'

Cause: A resource group stop request specified a server pool on which the resource group is not running.

Action: Check the current state of the resource group; it should no longer be running in that server pool.

CRS-33904: cannot relocate resource group '*string*' because it is not a singleton resource group

Cause: A relocate resource group request specified a resource group that has multiple instances.

Action: Reissue the request specifying a singleton resource group or use a filter that resolves to an instance of the group.

CRS-33919: Resource group '*string*' has no instances to act upon.

Cause: An attempt was made to act on a resource group that has no instances because it is configured to run on servers that have never existed in the cluster.

Action: Retry the command when the resource group has instances.

CRS-33969: cannot add resource group '*string*' because a resource exists with the same name

Cause: An attempt to add a resource group failed because a resource with the same name was already registered.

Action: Reissue the command specifying a different name for the new resource group.

CRS-34911: cannot delete the resource group because it does not exist

Cause: An attempt to delete a resource group failed because the resource group specification did not identify an existing resource group. Either there was no resource group with the specified name, or no resource group satisfied the specified filter.

Action: Reissue the command specifying the name of an existing resource group or a filter that will select an existing resource group.

CRS-34912: cannot delete the resource group type because it does not exist

Cause: An attempt to delete a resource group type failed because the resource group type specification did not identify an existing resource group type. Either there was no resource group type with the specified name, or no resource group type satisfied the specified filter.

Action: Reissue the command specifying the name of an existing resource group type or a filter that will select an existing resource group type.

CRS-34913: Restored the state of resource group '*string*' on server '*string*'

Cause: This is a status message.

Action: None

CRS-34914: Resource '*string*' is already a member of resource group '*string*'.

Cause: An attempt was made to add a resource to a group while the resource was already a member of another group.

Action: Reissue the command after removing the resource from its current group.

CRS-34915: cannot add local resource '*string*' to cluster resource group '*string*'

Cause: An attempt was made to add a local resource to a cluster resource group. Only cluster resources can be added to a cluster resource group.

Action: Reissue the command by specifying only cluster resources.

CRS-34916: cannot add cluster resource '*string*' to local resource group '*string*'

Cause: An attempt was made to add a cluster resource to a local resource group. Only local resources can be added to a local resource group.

Action: Reissue the command by specifying only local resources.

CRS-34917: Resource '*string*' cannot be added to resource group '*string*' because their '*string*' attribute values are not identical.

Cause: An attempt was made to add a resource to a resource group when the resource's profile is not compatible with the group.

Action: Reissue the command after updating the resource's profile to match the resource group's profile or specify a compatible resource group.

CRS-34918: cannot register resource group '*string*' because CRITICAL_RESOURCES attribute is not specified

Cause: An attempt was made to add a resource group without specifying the critical resources of the group.

Action: Reissue the command after designating some resource(s) as critical for the group.

CRS-34919: cannot register resource group '*string*' because critical resource '*string*' is not a member of the group

Cause: An attempt was made to add or update a resource group and an invalid resource was specified as critical.

Action: Reissue the command after correcting the CRITICAL_RESOURCES attribute of the group or specify the -force option.

CRS-34920: Dependency type '*string*' not supported for resource '*string*' because it is a member of resource group '*string*'

Cause: A dependency type was specified for a resource that is not supported when a resource is a member of a group.

Action: Reissue the command, specifying a supported dependency type.

CRS-34921: Resource '*string*' cannot have a dependency on resource '*string*' because they are not members of the same resource group.

Cause: An attempt was made to define a dependency between resources who are not members of the same resource group.

Action: Reissue the command, specifying a target resource that is member of the group.

CRS-34922: cannot modify internal resource group '*string*'

Cause: An attempt was made to modify an internal resource group created by Oracle Clusterware.

Action: Reissue the command by specifying an appropriate resource group.

CRS-34923: cannot delete internal resource group '*string*'

Cause: An attempt was made to delete an internal resource group created by Oracle Clusterware.

Action: Reissue the command by specifying an appropriate resource group.

CRS-34924: cannot start resource group '*string*' because it is incomplete

Cause: An attempt to start a resource group failed because it had not been completely populated.

Action: Check the RESOURCE_LIST and CRITICAL_RESOURCES attributes of the resource group, ensure they are not blank and retry.

CRS-34925: cannot start resource '*string*' outside of its resource group '*string*'

Cause: An attempt to start the indicated critical resource of the indicated resource group failed because critical resources cannot be started independently of the group.

Action: Start the resource group and that will start the critical resources of the group.

CRS-34926: cannot start resource '*string*' because its resource group '*string*' is not running

Cause: An attempt to start the indicated resource of the indicated resource group failed because the resource group was not online.

Action: Start the resource group before attempting to start the resources of the group.

CRS-34927: cannot stop resource '*string*' outside of its resource group '*string*'

Cause: An attempt to stop the indicated resource of the indicated resource group failed because it was a critical resource necessary for continuing group operation.

Action: To stop the indicated resource, stop the entire resource group.

CRS-34928: cannot modify critical resources of a resource group when it is running

Cause: An attempt was made to modify the CRITICAL_RESOURCES attribute of a resource group when it was running.

Action: Reissue the command after stopping the resource group on all servers.

CRS-34929: cannot remove critical resource '*string*' from resource group '*string*'

Cause: An attempt was made to remove a critical member resource of a resource group.

Action: Reconsider the removal. If it is necessary, update the CRITICAL_RESOURCES attribute of the group to categorize the resource as not critical, then reissue this command.

CRS-34930: cannot remove resource '*string*' from resource group '*string*' because another resource in the group '*string*' is dependent on it

Cause: An attempt was made to remove a member resource of a group when other group members were dependent on it.

Action: Reconsider the removal. If it is necessary, update other resources in the group to remove dependencies on the indicated resource, then reissue the command.

CRS-34931: cannot remove resource '*string*' from resource group '*string*' because it is dependent on other resources in the group

Cause: An attempt was made to remove a member resource of a group when it was dependent on other resources in the group.

Action: Reconsider the removal. If it is necessary, update the indicated resource to remove all dependencies, then reissue the command.

CRS-34932: cannot delete resource '*string*' because it is a member of resource group '*string*'

Cause: An attempt was made to delete a resource that was a member of a resource group.

Action: Reissue the command after removing the resource from the resource group.

CRS-34933: cannot start resource group '*string*' because it is in debug mode

Cause: An attempt to start the resource group failed because the DEBUG attribute was set to 1.

Action: Reissue the command after setting the DEBUG attribute of the resource group to 0.

CRS-34934: cannot set resource group '*string*' to debug mode because it is ONLINE

Cause: An attempt to update the DEBUG attribute of the resource group failed because it was running.

Action: Reissue the command after stopping the resource group on all servers.

CRS-34935: cannot clear debug mode of resource group '*string*' because some members are ONLINE

Cause: An attempt to update the DEBUG attribute of the resource group failed because some member resources were running.

Action: Reissue the command after stopping all member resources of the indicated group.

CRS-34939: Resource group '*string*' is not running on server '*string*'.

Cause: An attempt to relocate the resource group failed because it was not running on the specified server.

Action: Ensure that the correct server is specified and reissue the command.

CRS-34940: cannot add resource '*string*' to resource group '*string*' because the resource is online

Cause: An attempt to add a resource to a resource group was rejected because the resource was online.

Action: Reissue the command after stopping the resource on all servers.

CRS-34941: cannot delete resource group '*string*' because it has member resources

Cause: An attempt to delete a resource group failed because it had member resources.

Action: Reissue the command after removing all resources from the group.

CRS-34942: User '*string*' does not have sufficient permissions to update the resource group '*string*'.

Cause: An attempt to update the resource group of a resource was rejected because the user did not have update privileges on the resource group.

Action: Reissue the command after update privileges have been granted on the resource group.

CRS-34943: cannot add resource '*string*' to resource group '*string*' because the resource group owner '*string*' cannot operate on the resource

Cause: An attempt to add a resource to a resource group was rejected because the resource group owner did not have execute privileges on the resource.

Action: Reissue the command after granting execute privileges on the resource to the resource group owner.

CRS-34944: Resource group '*string*' cannot be started because the critical resource '*string*' is disabled.

Cause: An attempt to start the indicated resource group failed because a critical resource was disabled.

Action: Reissue the command after enabling the indicated critical resource.

CRS-34945: cannot configure attribute '*string*' because the resource is a member of a resource group

Cause: An attempt to update an attribute of a member resource was rejected because that attribute cannot be configured at an individual resource level.

Action: Reissue the command after removing the indicated attribute.

CRS-34946: Invalid dependency modifier '*string*' specified for a group member resource.

Cause: An attempt to configure the dependencies of a resource was rejected because the indicated modifier was invalid for resources belonging to a group.

Action: Reissue the command without the indicated modifier in the dependency specification of the resource.

CRS-34947: Resource group '*string*' is already running on '*string*'.

Cause: This is a status message.

Action: None

CRS-34948: cannot start resource group '*string*' because critical resource '*string*' is not a member of the group

Cause: An attempt was made to start a resource group and an invalid resource was specified as critical.

Action: Reissue the command after correcting the CRITICAL_RESOURCES attribute of the group.

CRS-40002: No activities match the query.

Cause: There were no activities found in the cluster activity log that matched the query provided.

Action: Verify the query parameters and retry.

CRS-40003: Cluster Synchronization Services is unavailable.

Cause: The requested operation failed because of a failure to communicate with the Cluster Synchronization Services daemon.

Action: Run the command 'crsctl check css' to determine whether the Cluster Synchronization Services daemon is properly configured and is running.

CRS-40004: authorization wallet not found

Cause: An attempt to access the cluster activity log failed because the authorization wallet could not be found.

Action: Contact Oracle Support Services.

CRS-40005: internal error

Cause: An unexpected condition was detected in the cluster activity log module.

Action: Contact Oracle Support Services.

CRS-40006: unable to allocate process memory

Cause: The requested operation failed because of a failure to allocate process memory. This was probably due to a lack of system resources.

Action: Correct the system memory resources problem and retry. If this does not appear to be caused by an operating system issue, contact Oracle Support Services.

CRS-40007: unable to connect to the Event Manager daemon

Cause: The requested operation failed because of a failure to communicate with the Event Manager daemon.

Action: Run the command 'crsctl check evmd' to determine whether the Event Manager daemon is properly configured and is running.

CRS-40008: insufficient permission for accessing the cluster activity log

Cause: A non-privileged user attempted to view or modify the cluster activity log.

Action: Issue the command again as a privileged user.

CRS-40009: invalid filter expression '*string*'

Cause: An attempt to access the cluster activity log failed because the specified filter was invalid.

Action: Correct the syntax of the filter being provided and try again.

CRS-40010: invalid regular expression '*string*'

Cause: An attempt to access the cluster activity log failed because the specified regular expression was invalid.

Action: Correct the syntax of the regular expression being provided and try again.

CRS-40011: unable to connect to the Oracle Cluster Registry: *string*

Cause: An attempt to communicate with the Oracle Cluster Registry (OCR) or the Oracle Local Registry (OLR) failed.

Action: Run the command 'crsctl check crs' to determine whether Cluster Ready Services or Oracle High Availability Services are online.

CRS-40012: Cluster activity log is not supported in this configuration.

Cause: The Grid Infrastructure Management Repository was not configured.

Action: Re-Install Grid Infrastructure and ensure that the Grid Infrastructure Management Repository is configured.

CRS-40013: cluster activity log maximum size below minimum of 100 MB

Cause: An attempt to set the maximum size of the cluster activity log specified a value less than the minimum of 100 MB.

Action: Specify a maximum size of 100 MB or more.

CRS-40014: invalid timestamp '*string*'

Cause: An attempt to access the cluster activity log failed because the specified timestamp was invalid.

Action: Reissue the command with a valid timestamp. Refer to the command line help for more information.

CRS-40015: invalid duration '*string*'

Cause: An attempt to access the cluster activity log failed because the specified duration was invalid.

Action: Reissue the command with a valid duration. Refer to the command line help for more information.

CRS-40016: Setting the maximum size for cluster activity log failed.

Cause: The cluster activity log maximum size could not be modified.

Action: See the accompanying error message and respond accordingly.

CRS-40017: Setting the retention time for cluster activity log failed.

Cause: The cluster activity log retention time could not be modified.

Action: Examine the accompanying error messages and respond accordingly.

CRS-40018: invalid combination of parameters '*timestamp_before*', '*timestamp_after*' and '*timestamp_duration*'

Cause: The parameters '*timestamp_before*', '*timestamp_after*' and '*timestamp_duration*' were all specified as part of the cluster activity log query.

Action: Retry the cluster activity log query with a valid parameter combination.

CRS-40019: Resize operation for cluster activity log failed because the maximum size or retention time specified was too large. Detailed error: '*string*'

Cause: The value specified for the maximum size or retention time of the cluster activity log was too large and could not be accommodated.

Action: Specify a lower value for maximum size or retention time.

CRS-40020: The operation will delete all entries in cluster activity log. Rerun with '*-f*' option.

Cause: The operation to shrink the cluster activity log was issued without the '*-f*' option.

Action: If appropriate, reissue the command with the '*-f*' option.

CRS-41003: unable to get the last active timestamp

Cause: The crsctl query failed because the last active timestamp could not be retrieved. Either the clusterware stack was down, or the requesting user was not root (UNIX) or Administrator (WINDOWS).

Action: Bring up the clusterware stack using the command 'crsctl start crs' and retry the query or retry the query as a privileged user.

CRS-41004: Last active timestamp query failed for node *string*.

Cause: The crsctl query failed to retrieve the last active timestamp for the indicated node.

Action: Examine the accompanying error message, address issues reported and retry the query.

CRS-41006: Node *string* is not a leaf node.

Cause: An attempt to list the last active timestamp for the indicated node was rejected because that node was not a leaf node.

Action: Rerun the command from a leaf node or specifying a leaf node that is a cluster member or was a cluster member.

CRS-41012: insufficient permission to create or delete a member cluster configuration

Cause: An attempt was made to create or delete a member cluster configuration by a user who was not an Oracle Grid Infrastructure user.

Action: Rerun the command as an Oracle Grid Infrastructure user.

CRS-41013: The member cluster configuration must be run on a "Domain Services Cluster" only.

Cause: An attempt was made to create a member cluster configuration on a cluster which is not a "Domain Services Cluster".

Action: Rerun the command on a "Domain Services Cluster".

CRS-41016: failure getting the cluster configuration

Cause: An attempt to get additional configuration information from the Grid Infrastructure Management Respository (GIMR) failed. This is an internal error.

Action: Contact Oracle Support Services.

CRS-41017: permission to retrieve the cluster configuration denied

Cause: An attempt to retrieve the configuration failed because the stack was down and permission to retrieve the cluster configuration with the stack down was denied.

Action: Run the query when the Oracle Clusterware stack is up or as a privileged user such as root (on UNIX) or administrator (on Windows).

CRS-41018: failure getting the local node number from Cluster Synchronization Services (return code *number*)

Cause: An attempt to execute the command 'crsctl get node role status' failed because Cluster Synchronization Services (CSS) was not running.

Action: Ensure that the CSS daemon is running on this node, and then retry the operation.

CRS-41019: the active status role of node '*string*' is unknown

Cause: An attempt to execute the command 'crsctl get node role status' failed for the indicated node because Cluster Synchronization Services (CSS) was not running.

Action: Ensure that CSS daemon is running on the indicated node, and then retry the operation.

CRS-42002: operation not supported for single-instance high availability configurations

Cause: An attempt was made to execute a command to rename a cluster, which was not supported in the current single-instance high availability configuration.

Action: None

CRS-42003: operation only supported for standalone cluster

Cause: An attempt to rename a cluster was rejected because that operation was only supported for standalone cluster configurations.

Action: None

CRS-42005: failed to set the cluster name

Cause: There was an internal error while setting the cluster name.

Action: Contact Oracle Support Services.

CRS-42006: cluster name is invalid

Cause: An attempt to rename a cluster was rejected because an invalid cluster name was specified.

Action: Rerun the command with a valid cluster name. A valid cluster name should contain only alphanumeric characters and hyphens, should start with an alphabetic character, and should not be more than fifteen characters long.

CRS-42007: operation not supported for clusters where an RHP Server or an RHP Client is configured

Cause: An attempt to rename a cluster was rejected because that operation was not supported for clusters where an RHP Server or an RHP Client is configured.

Action: None

CRS-42008: operation not supported for clusters where Quality of Service Management is configured and is in use

Cause: An attempt to rename a cluster was rejected because that operation was not supported for clusters where Quality of Service Management was configured and was in use.

Action: None

DBV-00200 to DBV-00201

DBV-00200: Block, DBA *number*, already marked corrupt


Cause: The block was previously corrupted. It has been marked as corrupt by the Oracle database server.

Action: If the block is not currently allocated to a database object, then no action is required. If the block is allocated, then the options and required action depend on the type and nature of the object which owns the block. To repair an allocated block, perform block or file media recovery.

DBV-00201: Block, DBA *number*, marked corrupt for invalid redo application

Cause: The block was marked corrupt by the Oracle database server for invalid redo application, ex: media recovery of a NOLOGGING object or direct loaded data.

Action: If the block is not currently allocated to a database object, then no action is required. If the block is allocated, then the object will need to be rebuilt, or data to be reloaded.



DGM-16900 to DGM-17176

DGM-16900: Unable to initialize client

Cause: The client could not be initialized.

Action: This is an internal error. Contact Oracle Support Services.

DGM-16901: Unable to initialize environment

Cause: The database environment could not be allocated and initialized.

Action: This is an internal error. Contact Oracle Support Services.

DGM-16902: Unable to allocate handle

Cause: The database handle could not be allocated.

Action: This is an internal error. Contact Oracle Support Services.

DGM-16903: Unable to connect to database using *string*

Cause: The Data Guard command-line interface (DGMGRL) was unable to connect to the database using the specified connect identifier.

Action: Check the connect identifier and ensure the instance or host is reachable.

DGM-16904: Unable to set attribute

Cause: The server attributes could not be set.

Action: Check additional error messages.

DGM-16905: Failed.

Cause: The command failed to execute.

Action: Check additional error messages.

DGM-16906: Unable to accept commands: no memory

Cause: No memory was available for the attempted operation.

Action: Check your system and retry the command.

DGM-16909: Fatal error - quitting...

Cause: A fatal error was encountered.

Action: See additional error messages and/or contact Oracle Support Services.

DGM-16910: Unable to issue command to server

Cause: Command could not be issued to the server.

Action: See additional error messages and/or contact Oracle Support Services.

DGM-16912: Unrecognized command "*string*", try "help"

Cause: An unrecognized command was issued.

Action: Try again using a valid command.

DGM-16916: Missing site name, try "help"

Cause: The site name is missing from the command.

Action: Try the command again using correct syntax.

DGM-16934: \tstart up instance "string" of database "string"

Cause: The operation completed successfully and requires a restart of the specified instance. DGMGRL was unable to restart the instance.

Action: Start the specified instance manually.

DGM-16943: \tconnect to instance "string" of database "string"

Cause: The operation required DGMGRL to connect to a specific instance to complete, but DGMGRL could not automatically connect to the given instance.

Action: Connect to the specified instance and issue the command again.

DGM-16944: Failover succeeded, new primary is "string"

Cause: The failover command completed successfully."

Action: No action is required.

DGM-16945: Syntax error before or at "string"

Cause: The command could not be processed because of a syntax error in the named token.

Action: Try the command again using valid syntax.

DGM-16948: Unable to switchover, primary database is still "string"

Cause: The switchover operation could not be executed due to the errors reported with this error message. The primary role has not been changed.

Action: Correct the errors and try the SWITCHOVER command again.

DGM-16949: Object "string" was not found

Cause: The named object was not found.

Action: Try the command again using a valid database name.

DGM-16951: Unable to failover

Cause: The failover operation could not be executed due to the errors reported with this error message.

Action: Correct the errors and try the FAILOVER command again.

DGM-16952: Configuration details cannot be determined by DGMGRL

Cause: The broker configuration could not be found.

Action: 1) The Data Guard broker process (DMON) could not be contacted. Verify that the DMON process is running. 2) No broker configuration currently exists. You must create one. 3) You are connected to a standby database in the broker configuration that has either been disabled or deleted. While the standby is in this state, the details of the broker configuration are not available on the standby database. Connect to the primary database and reissue the command. 4) You are connected to a database in the broker configuration that must be reinstated or reinstantiated. While in this state, details of the broker configuration are not available. Either reinstate or reinstantiate the database and reissue the command, or connect to the primary database and reissue the command.

DGM-16953: XML document is too long

Cause: The length of the XML document exceeded the internal limit.

Action: This is an internal error. Contact Oracle Support Services.

DGM-16954: Unable to open the observer file "*string*".

Cause: The observer file could not be opened.

Action: Make sure the observer has the correct operating system privileges to read the file and that there is no other observer using the same file. Try the command again.

DGM-16959: No response from broker server process

Cause: No response was received from the broker server process (DMON).

Action: The Data Guard broker process (DMON) is not available. Verify that the DMON process is running and retry the command.

DGM-16960: Status not available

Cause: The status could not be retrieved.

Action: The Data Guard broker process (DMON) is not available. Verify that the DMON process is running and retry the command.

DGM-16979: Unable to log on to the primary or standby database as SYSDBA

Cause: The username/password used by the observer to log on to the primary database and Fast-Start Failover target standby database does not have valid SYSDBA credentials.

Action: Make sure the primary database and Fast-start failover target database are using a remote login password file. Make sure the SYSDBA password is the same at both databases and that the SYSDBA password is used in the CONNECT command. Start the observer again.

DGM-16991: Two or more resources have the name "*string*".

Cause: The named resource exists on more than one site.

Action: Use the ON SITE clause and reissue the command.

DGM-16999: Instance "*string*" was not found

Cause: The named instance could not be found.

Action: Try the command again using a valid instance name.

DGM-17000: Two or more instances have the name "*string*".

Cause: The named instance exists on more than one database.

Action: Use the ON DATABASE clause and reissue the command.

DGM-17002: Primary database cannot be removed

Cause: The named database to be removed is the primary database.

Action: Remove the broker configuration instead.

DGM-17007: Unsupported platform, observer cannot start

Cause: The Observer was started on an operating system that does not support multi-threading.

Action: Start the Observer on an operating system that supports multi-threading.

DGM-17009: New primary database "*string*" is opening...

Cause: The Data Guard broker is opening the specified new primary database. The new primary database is ready to accept transactions once it is open.

Action: None

DGM-17016: failed to retrieve status for database "*string*"

Cause: DGMGRL could not retrieve the StatusReport property from the given database and thus could not report the database status.

Action: See accompanying messages for details.

DGM-17017: unable to determine configuration status

Cause: The Data Guard broker could not execute a health check at the moment, so the configuration status could not be determined.

Action: See accompanying messages for details.

DGM-17023: far sync instance "*string*" was not found

Cause: A far sync instance with the given name was not found in the configuration.

Action: Try the command again using a valid far sync instance name. If the name refers to a database, use the corresponding database command syntax instead.

DGM-17025: database "*string*" was not found

Cause: A database with the given name was not found in the configuration.

Action: Try the command again using a valid database name. If the name refers to a far sync instance, use the corresponding far sync instance command syntax instead.

DGM-17032: Wildcard string not supported for this command

Cause: The wildcard string was specified instead of an object name.

Action: Supply an object name instead of the wildcard string and retry the command.

DGM-17048: unable to open and lock the target file "*string*"

Cause: The target file could not be opened or could not be locked for exclusive access.

Action: Ensure that the observer has the correct operating system privileges to write the file and that there is no other Observer using the same file. Try the command again.

DGM-17049: unable to get the length of the target file "*string*"

Cause: An attempt to get the length of the target file failed.

Action: This is an internal error. Contact Oracle Support Services.

DGM-17050: unable to allocate enough memory for file buffer

Cause: An attempt to allocate enough memory for the file buffer failed.

Action: This is an internal error. Contact Oracle Support Services.

DGM-17051: unable to read the target file "*string*"

Cause: An attempt to read the target file failed.

Action: This is an internal error. Contact Oracle Support Services.

DGM-17067: unable to retrieve the local host name

Cause: An attempt to retrieve the local host name failed.

Action: This is an internal error. Contact Oracle Support Services.

DGM-17088: observer external ID "*string*" is invalid

Cause: An invalid observer external ID was specified. A valid observer external ID should be 1, 2 or 3.

Action: Ensure the specified observer external ID is valid.

DGM-17090: unable to connect to database: no memory

Cause: Not enough memory was available for the attempted operation.

Action: Check your system and retry the command.

DGM-17104: Failed to parse the file path

Cause: An attempt to parse a file path failed.

Action: This is an internal error. Contact Oracle Support Services.

DGM-17105: Invalid value specified for the TRACE_LEVEL option.

Cause: An invalid value was specified for the TRACE_LEVEL option.

Action: Valid values for the TRACE_LEVEL option are USER or SUPPORT. Specify one of these values and retry the command.

DGM-17147: command not supported by the Oracle version running on database *string*

Cause: The DGMGRL CLI command could not be completed because the CLI was connected to a database that was running an older version of Oracle.

Action: Use another command or a version of the DGMGRL CLI that is the same as the version of Oracle the database is running.

DGM-17148: Invalid value specified for the WAIT option.

Cause: An invalid value was specified for the WAIT option.

Action: Valid values for the WAIT option are positive integers. Specify a positive integer value and rerun the command.

DGM-17152: invalid value "*string*" specified in file operation option

Cause: An invalid value was specified for the file operation option.

Action: Valid values for the file operation option are CREATE, REPLACE and APPEND.

DGM-17175: Failed to set session container to *string*.

Cause: The DGMGRL CLI was unable to set the session container to the pluggable database identified in the error message text.

Action: Check that the pluggable database exists or look for errors that may have been recorded in the database alert log and correct them before retrying the command.

DGM-17176: Unable to query PDB_PLUG_IN_VIOLATIONS.

Cause: The DGMGRL CLI was unable to query the PDB_PLUG_IN_VIOLATIONS table.

Action: Check that the container is set to CDB\$ROOT and that the container is open. Also check for any errors in the database alert log and correct them before retrying the command.



DIA-24280 to DIA-51705

DIA-24280: invalid input value for parameter *string*

Cause: The parameter has been provided a negative, out of range, or NULL input value.

Action: Correct the input value such that it is valid, and is within the range as specified in the documentation.

DIA-24281: invalid access past the maximum size of LOB parameter *string*

Cause: The value of positional or size parameters exceeds the maximum allowed LOB size of 4 Gigabytes.

Action: Correct the input values for amount and offset such that their sum is less than or equal to 4 Gigabytes. If error occurs in a read or write loop, check the looping conditions and/or offset increments.

DIA-24292: no more tables permitted in this sorted hash cluster

Cause: A sorted hash cluster only supports a maximum of 2 tables

Action: n/a

DIA-24295: max key length (*string*) for sorted hash cluster exceeded

Cause: Sorted hash clusters have a maximum key size

Action: n/a

DIA-24296: error in processing the XML configuration file *string*

Cause: Parameters or their values were specified incorrectly in the configuration file.

Action: Check and correct the configuration parameters or their values.

DIA-24300: bad value for mode

Cause: An undefined mode value was specified.

Action: Check that the correct mode is selected and that an allowed value for that mode is specified.

DIA-24301: null host specified in thread-safe logon

Cause: An HDA was not specified in the logon call while running in a thread safe environment.

Action: Make sure that HDA is not NULL when calling the logon routine.

DIA-24302: host connection in use by another thread

Cause: An attempt was made to use the host connection while it was in use by another thread.

Action: Wait for another thread to finish before using this connection.

DIA-24303: call not supported in non-deferred linkage

Cause: One of the calls that is supported in deferred mode linkage exclusively was invoked when the client was linked non-deferred.

Action: Use this call in deferred mode of linkage.

DIA-24304: datatype not allowed for this call

Cause: Data of this datatype cannot be sent or fetched in pieces.

Action: Use other bind or define calls for this datatype.

DIA-24305: bad bind or define context

Cause: The call was executed on a cursor for which this is invalid.

Action: Verify that this call is valid for this cursor. For example, Get piece information and set piece information are valid on a cursor if appropriate binds and defines have been done on this cursor.

DIA-24306: bad buffer for piece

Cause: A zero length buffer or a null buffer pointer was provided.

Action: Verify that the buffer pointing to this piece or its length is non-zero. The buffer pointer for the next piece or its length can be zero if it is the last piece to be inserted and there are no more data for the column.

DIA-24307: invalid length for piece

Cause: The length of the piece exceeded the maximum possible size.

Action: Verify that the length of this piece and the cumulative length of all the previous pieces is not more than the desired value supplied by the application.

DIA-24308: illegal define position

Cause: Call to modify attributes was done for a non-existent position

Action: Verify that a define has been done for this position

DIA-24309: already connected to a server

Cause: This server handle is already attached to a server.

Action: Disconnect from the server and then retry the call to establish a connection.

DIA-24310: length specified for null connect string

Cause: The connect string is null, but a length was specified for it.

Action: Set length to zero if connect string is null.

DIA-24311: memory initialization failed

Cause: Cannot initialize user memory.

Action: Contact customer support.

DIA-24312: illegal parameters specified for allocating user memory

Cause: An illegal size or null pointer was specified for user memory.

Action: Specify a legal size and a valid pointer for user memory.

DIA-24313: user already authenticated

Cause: A user has already been authenticated on this service handle.

Action: Terminate the service context before using it for another user.

DIA-24314: service handle not initialized

Cause: The server context does not exist.

Action: Establish the server context in the service context.

DIA-24315: illegal attribute type

Cause: An illegal attribute type was specified for the handle.

Action: Consult user manual to specify an attribute valid for this handle.

DIA-24316: illegal handle type

Cause: An illegal handle type was specified.

Action: Consult user manual to specify a valid handle type.

DIA-24317: define handle used in a different position

Cause: A define was done with an existing handle on a different position.

Action: Specify the same position as before on a re-define.

DIA-24318: call not allowed for scalar data types

Cause: This call is valid only for object types.

Action: Verify that the data-type for this variable is an object type

DIA-24319: unable to allocate memory

Cause: Process was unable to allocate memory to store diagnostics.

Action: Terminate other processes in order to reclaim needed memory.

DIA-24320: unable to initialize a mutex

Cause: An attempt to initialize a mutex failed.

Action: Contact customer support.

DIA-24321: inconsistent parameters passed

Cause: One of the three memory function pointers is null or non-null.

Action: Verify that either all the memory functions are null or non-null.

DIA-24322: unable to delete an initialized mutex

Cause: An attempt to delete an initialized mutex failed.

Action: Contact customer support.

DIA-24323: value not allowed

Cause: A null value or a bogus value was passed in for a mandatory parameter.

Action: Verify that all mandatory parameters are properly initialized.

DIA-24324: service handle not initialized

Cause: An attempt was made to use an improper service context handle.

Action: Verify that the service context handle has all the parameters initialized prior to this call.

DIA-24325: this OCI operation is not currently allowed

Cause: An attempt was made to use a context handle outside its scope.

Action: Verify that the context handle is set to a service context handle that has been converted to a logon data area for other OCI calls. The logon data area must be converted back to a service context before it can be used.

DIA-24326: handle passed in is already initialized

Cause: An attempt was made to pass an initialized handle.

Action: Verify that the parameter passed in to retrieve a handle does not already point to a handle.

DIA-24327: need explicit attach before authenticating a user

Cause: A server context must be initialized before creating a session.

Action: Create and initialize a server handle.

DIA-24328: illegal attribute value

Cause: The attribute value passed in is illegal.

Action: Consult the users manual and specify a legal attribute value for the handle.

DIA-24329: invalid character set identifier

Cause: The character set identifier specified is invalid

Action: Specify a valid character set identifier in the OCI call.

DIA-24330: internal OCI error

Cause: An internal OCI error has occurred.

Action: Please contact Oracle customer support.

DIA-24331: user buffer too small

Cause: The user buffer to contain the output data is too small.

Action: Specify a bigger buffer.

DIA-24332: invalid object type

Cause: An invalid object type is requested for the describe call.

Action: Specify a valid object type to the describe call.

DIA-24333: zero iteration count

Cause: An iteration count of zero was specified for the statement

Action: Specify the number of times this statement must be executed

DIA-24334: no descriptor for this position

Cause: The application is trying to get a descriptor from a handle for an illegal position.

Action: Check the position number.

DIA-24335: cannot support more than 1000 columns

Cause: The number of columns exceeds the maximum number supported.

Action: n/a

DIA-24336: invalid result set descriptor

Cause: The result set descriptor should have valid data fetched into it before it can be converted to a statement handle

Action: Fetch valid data into the descriptor before attempting to convert it into a statement handle

DIA-24337: statement handle not prepared

Cause: A statement cannot be executed before making preparing a request.

Action: Prepare a statement before attempting to execute it.

DIA-24338: statement handle not executed

Cause: A fetch or describe was attempted before executing a statement handle.

Action: Execute a statement and then fetch or describe the data.

DIA-24339: cannot set server group name after connecting to server

Cause: An attempt was made to set the server group in a server handle after connecting to the server. However, once the connection is established to a server, the server group name cannot be set anymore.

Action: Attach to the server after setting the server group name in the server handle.

DIA-24340: cannot support more than 255 columns

Cause: The number of columns exceeds maximum supported by the server.

Action: Limit your operation to 255 columns.

DIA-24341: bad mode specified

Cause: OCI_ENV_NO_MUTEX mode was specified for a non-threaded client.

Action: OCI_ENV_NO_MUTEX may be specified when OCI_THREADED had been specified at process initialization.

DIA-24342: unable to destroy a mutex

Cause: An attempt to destroy a mutex failed.

Action: n/a

DIA-24343: user defined callback error

Cause: The only valid return value for a user defined callback function is OCI_CONTINUE or OCI_ROWCBK_DONE. Any other value will cause this error.

Action: Please insure that OCI_CONTINUE or OCI_ROWCBK_DONE is returned from the user defined callback function.

DIA-24344: success with compilation error

Cause: A sql/plsql compilation error occurred.

Action: Return OCI_SUCCESS_WITH_INFO along with the error code

DIA-24345: A Truncation or null fetch error occurred

Cause: A truncation or a null fetch error"

Action: Please ensure that the buffer size is long enough to store the returned data.

DIA-24346: cannot execute without binding variables

Cause: None of the bind variables in the SQL statement are bound.

Action: Please bind all the variables before the execute is done.

DIA-24347: Warning of a NULL column in an aggregate function

Cause: A null column was processed by an aggregate function

Action: An OCI_SUCCESS_WITH_INFO is returned.

DIA-24348: Update or Delete without Where

Cause: An update or delete was executed without where clause

Action: An OCI_SUCCESS_WITH_INFO is returned.

DIA-24349: Array DML row counts not available

Cause: One of the following occurred: -The attribute in OCIAttrGet was used incorrectly. -The version of the database used does not support this feature -There was an error in the array DML for all of the iterations.

Action: Ensure that the statement is an array DML and also ensure that the database version is Oracle 12 or higher and the correct mode is used.

DIA-24350: OCI call not allowed

Cause: OCI used is not permitted from external procedures.

Action: Refer to user manual for usage restrictions.

DIA-24351: invalid date passed into OCI call

Cause: A bad date was passed into one of the OCI calls.

Action: Check your date bind values and correct them.

DIA-24352: invalid COBOL display type passed into OCI call

Cause: A bad COBOL display type was passed into one of the OCI calls.

Action: Check your COBOL display type bind values and correct them.

DIA-24353: user buffer too small to accommodate COBOL display type

Cause: User supplied buffer for a COBOL display type was too small to accommodate fetched number.

Action: Increase the allocation for COBOL display type buffer.

DIA-24354: number fetched too large to fit in COBOL display type buffer.

Cause: The number fetched was beyond the range that can be displayed.

Action: Please check the number in the database.

DIA-24355: attempt to store a negative number in an Unsigned Display type.

Cause: An attempt was made to convert a negative number into an unsigned display type.

Action: Please check the number in the database or change the defined datatype.

DIA-24356: internal error while converting from to COBOL display type.

Cause: An internal error was encountered during conversion to COBOL display type.

Action: Contact customer support.

DIA-24357: internal error while converting from to OCIDate.

Cause: An internal error was encountered during conversion to OCIDate type.

Action: Contact customer support.

DIA-24358: OCIBindObject not invoked for a Object type or Reference

Cause: OCIBindObject was not invoked resulting in an incomplete bind specification for a Object Type or Reference.

Action: Please invoke the OCIBindObject call for all Object Types and References.

DIA-24359: OCIDefineObject not invoked for a Object type or Reference

Cause: OCIDefineObject was not invoked resulting in an incomplete bind specification for a Object Type or Reference.

Action: Please invoke the OCIDefineObject call for all Object Types and References.

DIA-24360: Type Descriptor Object not specified for Object Bind/Define

Cause: Type Descriptor Object is a mandatory parameter for Object Types Binds and Defines.

Action: Please invoke the OCIBindObject() or OCIDefineObject() call with a valid Type Descriptor Object.

DIA-24361: basic bind call not invoked before invoking advanced bind call

Cause: One of the basic bind calls was not invoked on this bind handle before performing an advanced bind call.

Action: Please invoke the advanced bind call on this bind handle only after performing a basic bind call.

DIA-24362: improper use of the character count flag

Cause: When the character count flag is set, then the maximum size of the buffer in the server should be specified as a non-zero value.

Action: Please use a non-zero value for the maximum size of the buffer in the server.

DIA-24363: measurements in characters illegal here

Cause: Measurements in characters instead of bytes are illegal if either the server's or client's character set is varying width.

Action: If either the client's or server's character set is varying width then do not use the OCI_ATTR_CHAR_COUNT attribute for the bind handle. Use OCI_ATTR_MAXDATA_SIZE instead.

DIA-24364: internal error while padding blanks

Cause: An internal error has occurred while attempting to blank pad string data. This error should not occur normally.

Action: Contact customer support.

DIA-24365: error in character conversion

Cause: This usually occurs during conversion of a multibyte character data when the source data is abnormally terminated in the middle of a multibyte character.

Action: Make sure that all multibyte character data is properly terminated.

DIA-24366: migratable user handle is set in service handle

Cause: This occurs during user authentication, a migratable user handle has been set in the service handle.

Action: Service handle must not be set with migratable user handle when it is used to authenticate another user.

DIA-24367: user handle has not been set in service handle

Cause: This occurs during authentication of a migratable user. the service handle has not been set with non-migratable user handle.

Action: Service handle must be set with non-migratable user handle when it is used to authenticate a migratable user.

DIA-24368: OCI mutex counter non-zero when freeing a handle

Cause: This is an internal OCI error.

Action: Contact customer support.

DIA-24369: required callbacks not registered for one or more bind handles

Cause: No callbacks have been registered for one or more of the bind handles which are part of the RETURNING clause.

Action: The bind handles which are to receive data in a DML statement with a RETURNING clause must have their mode set as DATA_AT_EXEC and callback functions must be registered for these bind handles using OCIBindDynamic.

DIA-24370: illegal piecewise operation attempted

Cause: Data of a certain datatype that does not support piecewise operation is being sent or fetched in pieces.

Action: Always set the piece value to OCI_ONE_PIECE for datatypes that does not support piecewise operation.

DIA-24371: data would not fit in current prefetch buffer

Cause: An internal OCI error has occurred.

Action: Please contact Oracle customer support.

DIA-24372: invalid object for describe

Cause: The object to be described is not valid. It either has compilation or authorization errors.

Action: The object to be described must be valid.

DIA-24373: invalid length specified for statement

Cause: The length specified for the statement is either 0 or too large.

Action: Specify a valid length for the statement.

DIA-24374: define not done before fetch or execute and fetch

Cause: The application did not define output variables for data being fetched before issuing a fetch call or invoking a fetch by specifying a non-zero row count in an execute call.

Action: Issue OCI define calls for the columns to be fetched.

DIA-24375: Cannot use V6 syntax when talking to a V8 server

Cause: V6 syntax is no longer supported in V8 server.

Action: Change syntax to V7 syntax or higher.

DIA-24376: cannot register/get user callback for non-environment handle

Cause: A user callback registration or get was attempted on a handle which is not an environment handle.

Action: Pass the environment handle to register/get user callback.

DIA-24377: invalid OCI function code

Cause: An invalid function code was used.

Action: Use a valid OCI function code.

DIA-24378: user callbacks not allowed for this call

Cause: An attempt was made to register a user callback for an OCI call for which it not allowed to register user callbacks.

Action: Do not register user callback for this OCI call.

DIA-24379: invalid user callback type

Cause: An invalid type of user callback was specified.

Action: Specify a valid user callback type.

DIA-24380: invalid mode specification

Cause: The mode parameter in an OCI call is invalid

Action: Use only valid mode parameter

DIA-24381: error(s) in array DML

Cause: One or more rows failed in the DML.

Action: Refer to the error stack in the error handle.

DIA-24382: statement handled already executed or described

Cause: The Statement handle was executed or described successfully before.

Action: Perform a OCISstmtPrepare again before OCI_PARSE_ONLY.

DIA-24383: Overflow segment of an IOT cannot be described

Cause: The name specified in the OCIDescribeAny call referred to an IOT overflow segment.

Action: Use OCIDescribeAny to describe only documented objects.

DIA-24384: Application context size is not initialized

Cause: The size of the application context must be initialized before populating each context element.

Action: Issue OCIAttrSet with OCI_ATTR_CTX_SIZE to initialize context size

DIA-24385: Application context size or index is not valid

Cause: The size or index of the application context must be non-zero and non-negative.

Action: Use an appropriate value for the size.

DIA-24386: statement/server handle is in use when being freed

Cause: This is an internal OCI error.

Action: The user should reset in-use flag in statement handle before freeing the handle.

DIA-24387: Invalid attach driver

Cause: Trying to attach using the wrong driver

Action: Relink the application in the right mode

DIA-24388: Unsupported functionality in fast path mode

Cause: Feature not supported in fast path mode

Action: Avoid using the functionality in this mode

DIA-24389: Invalid scrollable fetch parameters

Cause: All the requested rows in this fetch could not be received.

Action: Check the fetch orientation, scroll offset, OCI_ATTR_CURRENT_POSITION and number of rows in OCISstmtFetch2 call. If required, change some of above parameters and fetch again.

DIA-24390: Unsupported scrollable cursor operation

Cause: The scrollable cursor execute or fetch has failed.

Action: Check the documentation for supported types, and other restrictions while using scrollable cursors.

DIA-24391: invalid fetch operation

Cause: Scrollable cursor operation requested with non-scrollable cursor.

Action: Check if the statement was executed in the scrollable mode. Else the only acceptable orientation is OCI_FETCH_NEXT that ignores the scroll offset parameter.

DIA-24392: no connection pool to associate server handle

Cause: OCIServerAttach called in OCI_POOL mode but no connection pool found to associate the server handle.

Action: 1) Verify that OCIConnectionPoolCreate is called before calling OCIServerAttach. 2) Verify that the database link specified in OCIServerAttach matches with that of the connection pool database link.

DIA-24393: invalid mode for creating connection pool

Cause: Mode specified in OCIConnectionPoolCreate is invalid.

Action: Use a valid mode.

DIA-24394: invalid mode for destroying connection pool

Cause: Mode specified in OCIConnectionPoolDestroy is invalid.

Action: Use a valid mode.

DIA-24395: cannot reinitialize non-existent pool

Cause: OCIConnectionPoolCreate was not called in OCI_DEFAULT mode for this pool handle.

Action: Create a connection pool prior to reinitializing it.

DIA-24396: invalid attribute set in server handle

Cause: Attribute OCI_ATTR_NONBLOCKING_MODE has been set on the server handle and attached in OCI_POOL mode. Connection pooling does not support non blocking mode.

Action: Do not set the OCI_ATTR_NONBLOCKING_MODE attribute on the server handle while attaching in OCI_POOL mode.

DIA-24397: error occurred while trying to free connections

Cause: An internal error occurred while trying to free connections.

Action: Contact customer support.

DIA-24398: connection pool already exists

Cause: A connection pool has already been created for the specified pool handle.

Action: 1) Specify a different pool handle to create a new connection pool. 2) If you wish to modify the pool parameters, call OCIConnectionPoolCreate in OCI_CPOOL_REINITIALIZE mode.

DIA-24399: invalid number of connections specified

Cause: An invalid combination of minimum, maximum and increment number of connections was specified in the OCIConnectionPoolCreate call.

Action: Specify a valid combination of parameters.

DIA-24400: error occurred while creating connections in the pool

Cause: The database link specified in OCICreationPoolCreate might be an invalid one.

Action: Specify a valid database link.

DIA-24401: cannot open further connections

Cause: Sufficient number of connections are not present in the pool to execute the call. No new connections can be opened as the connMax parameter supplied in OCICreationPoolCreate has been reached.

Action: Call OCICreationPoolCreate in OCI_CPOOL_REINITIALIZE mode and increase the value of the connMax parameter.

DIA-24402: error occurred while creating connections in the pool

Cause: The username and password specified in OCICreationPoolCreate might be invalid.

Action: Specify a valid username and password.

DIA-24403: error occurred while trying to destroy the connection pool

Cause: Some connections in the pool were busy when an attempt to destroy the connection pool was made.

Action: Ensure no connections from the pool are being used.

DIA-24404: connection pool does not exist

Cause: An attempt was made to use the connection pool before creating it.

Action: Create the connection pool.

DIA-24405: error occurred while trying to create connections in the pool

Cause: An internal error occurred while creating connections in the pool.

Action: Contact customer support.

DIA-24406: API mode switch is disallowed when a call is in progress.

Cause: A mode switch from OCI8 to OCI7 was attempted in a callback.

Action: The user should perform the API mode switch either prior to initiating the top call or after the main call is done.

DIA-24407: connection pool already exists

Cause: A connection pool has already been created for the specified pool name.

Action: Specify a different pool name to create a new connection pool.

DIA-24408: could not generate unique server group name

Cause: An internal error occurred while generating unique server group name.

Action: Contact customer support.

DIA-24409: client cannot understand the object

Cause: The client cannot process all the new features in the object.

Action: Upgrade the client so that features like inheritance and SQLJ objects can be used.

DIA-24410: scrollable cursor max size exceeded

Cause: Result set size exceeded the max limits.

Action: Check the documentation for allowable maximum result set size for scrollable cursors. Re-execute with a smaller expected result set size or make the cursor non-scrollable.

DIA-24411: Session pool already exists.

Cause: A session pool has already been created for the specified pool handle.

Action: 1) Specify a different pool handle to create a new session pool. 2) If you wish to modify the pool parameters, call OCISessionPoolCreate in OCI_SPOOL_REINITIALIZE mode.

DIA-24412: Cannot reinitialize non-existent pool

Cause: OCISessionPoolCreate was not called in OCI_DEFAULT mode for this pool handle.

Action: Create a session pool prior to reinitializing it.

DIA-24413: Invalid number of sessions specified

Cause: An invalid combination of minimum, maximum and increment number of sessions was specified in the OCISessionPoolCreate call.

Action: Specify a valid combination of parameters.

DIA-24414: Only *number* sessions could be started.

Cause: The number of sessions specified by the minSess parameter of OCISessionPoolCreate could not be started, possibly because the value supplied was larger than that supported by the server."

Action: This is a warning. Check the maximum number of sessions allowed on the server.

DIA-24415: Missing or null username.

Cause: Username and password must be specified when pool is created in this mode.

Action: Specify a valid username and password.

DIA-24416: Invalid session Poolname was specified.

Cause: An attempt was made to use a Session Pool that does not exist.

Action: Create a Session Pool before using it.

DIA-24417: Session pool size has exceeded the maximum limit

Cause: The number of sessions has exceeded the maximum size of the Session Pool.

Action: This is a warning. You can tune the session pool with appropriate minimum and maximum parameters.

DIA-24418: Cannot open further sessions.

Cause: Sufficient number of sessions are not present in the pool to execute the call. No new sessions can be opened as the sessMax parameter supplied in OCISessionPoolCreate has been reached.

Action: Call OCISessionPoolCreate in OCI_SPOOL_REINITIALIZE mode and increase the value of the sessMax parameter.

DIA-24419: Proxy sessions are not supported in this mode.

Cause: A proxy session was requested for from a Session Pool which does not support proxy sessions.

Action: Do not specify mode OCI_CRED_PROXY.

DIA-24420: OCISessionRelease must be used to release this session.

Cause: The session was retrieved using OCISessionGet, and an attempt has been made to release it using a call other than OCISessionRelease.

Action: Call OCISessionRelease.

DIA-24421: OCISessionRelease cannot be used to release this session.

Cause: The session was not retrieved using OCISessionGet, and an attempt has been made to release it using OCISessionRelease.

Action: Release the session using an appropriate call.

DIA-24422: error occurred while trying to destroy the Session Pool

Cause: An attempt was made to destroy the session pool while some sessions in the pool were busy.

Action: Ensure that no sessions from the pool are being used OR call OCISessionPoolDestroy with mode set to OCI_SPD_FORCE.

DIA-24423: Cannot set the ROWID attribute - OCI_ATTR_FETCH_ROWID

Cause: An attempt was made to set the implicit ROWID attribute.

Action: Use a SELECT ... FOR UPDATE statement that has not previously been described or executed before setting this ROWID attribute.

DIA-24424: Invalid attempt to define at position 0

Cause: An invalid attempt was made to call OCIDefineByPos for position 0.

Action: Ensure that the implicit ROWID attribute, OCI_ATTR_FETCH_ROWID, is set on the statement handle before doing the execute.

DIA-24425: Invalid mode passed when defining at position 0

Cause: An invalid mode was passed to OCIDefineByPos.

Action: Ensure a valid mode is passed to OCIDefineByPos when defining at position 0.

DIA-24427: Invalid attributes on user handle

Cause: Some of the attributes set on the user handle were not allowed in pooled mode.

Action: Unset the attributes on the user handle and call OCISessionGet or use sessions that are not pooled.

DIA-24428: Sessions with SYSDBA privileges are not supported in this mode.

Cause: A session with SYSDBA privileges was requested from a Session Pool which does not support sessions with SYSDBA privileges.

Action: Do not specify mode OCI_SESSGET_SYSDBA.

DIA-24429: External authentication is not supported in this mode.

Cause: An externally authenticated session was requested from a Session Pool which does not support external authentication.

Action: Do not specify mode OCI_SESSGET_CREDEXT.

DIA-24430: Null values for sqltext and key were specified.

Cause: An attempt was made to call OCISmtPrepare2 and neither sqltext nor key were specified.

Action: Specify valid values for sqltext or key or both.

DIA-24431: Statement does not exist in the cache

Cause: The statement that was requested for does not exist in the statement cache.

Action: Please request for a valid statement.

DIA-24432: The statement that was returned is not tagged.

Cause: A tagged statement was requested for, but an untagged statement has been returned.

Action: This is a warning. Please modify and tag the statement as desired.

DIA-24433: This statement has already been prepared using OCISstmtPrepare2.

Cause: A statement that was earlier prepared using OCISstmtPrepare2 is now being reprepared using OCISstmtPrepare."

Action: Please use a different statement handle.

DIA-24434: OCISstmtRelease called before OCISstmtPrepare2.

Cause: An attempt was made to release a statement without first preparing it using OCISstmtPrepare2.

Action: Call OCISstmtPrepare2 before OCISstmtRelease.

DIA-24435: Invalid Service Context specified.

Cause: The statement was prepared using a service context that is different from the one specified in OCISstmtExecute.

Action: Please specify the same service context that the statement was prepared with.

DIA-24436: Invalid statement Handle.

Cause: OCIHandleFree called on a statement that was prepared using OCISstmtPrepare2.

Action: Release the statement using OCISstmtRelease.

DIA-24437: OCISstmtExecute called before OCISstmtPrepare2.

Cause: An attempt was made to execute a statement without first preparing it using OCISstmtPrepare2.

Action: Call OCISstmtPrepare2 before OCISstmtExecute.

DIA-24438: Invalid Authentication Handle specified.

Cause: The statement was prepared using an authentication handle that is different from the one specified in OCISstmtExecute.

Action: n/a

DIA-24439: success with PLSQL compilation warning

Cause: A plsql compilation warning occurred.

Action: Return OCI_SUCCESS_WITH_INFO along with the error code.

DIA-24440: OCI Easy Install mode cannot be initialized

Cause: An internal OCI error has occurred.

Action: Please contact Oracle customer support.

DIA-24441: Invalid cookie, resend sql text

Cause: An internal OCI error has occurred.

Action: Please contact Oracle customer support.

DIA-24442: SCN exceeds the capability of the target OCI database or client

Cause: An attempt was made to transfer a system change number (SCN) to an Oracle database or client that is older than Release 12.2 and the SCN exceeds the maximum value that such a system can handle.

Action: If needed, update the target database or client to Release 12.2 or higher.

DIA-24444: TTC RPC (*string*) not allowed by the security policy configured on the database

Cause: The database security policy configuration did not allow the specified Two-Task Common (TTC) RPC.

Action: Do not use functionality that issues the specified TTC RPC which is disallowed by the database security policy.

DIA-24445: object type input parameter in TTC RPC not allowed by the security policy configured on the database

Cause: The database security policy configuration did not allow object types as input parameters (including IN bind variables) in Two-Task Common (TTC) RPCs.

Action: Do not use the functionality that relies on object type input parameter usage in a TTC RPC.

DIA-24450: Cannot pre-process OCI statement

Cause: An error occurred during statement pre-processing. E.g., SQL statement has invalid usage of N' or Q' literals.

Action: Correct the SQL statement.

DIA-24451: *string*, Maximum call depth exceeded

Cause: Your program has too many levels of recursion.

Action: Restructure your program to eliminate some levels of recursion.

DIA-24452: value_sz exceeding SB4MAXVAL is not supported

Cause: value_sz specified in OCIBindByPos2, OCIBindByName2 or OCIDefineByPos2 exceeds SB4MAXVAL and is not supported in this release.

Action: Specify a value less than or equal to SB4MAXVAL for value_sz in OCIBindByPos2, OCIBindByName2 or OCIDefineByPos2.

DIA-24453: number of application context settings supplied during authentication has exceeded the supported limit of *number* settings

Cause: The number of application context settings supplied during authentication exceeded the specified limit.

Action: Reduce the number of application context settings that are passed during authentication.

DIA-24454: client host name is not set

Cause: The network host name in files like /etc/hosts was not set.

Action: Set the host name and try again.

DIA-24460: Native Net Internal Error

Cause: Internal error .

Action: This error should not normally occur. If it persists, please contact your customer service representative.

DIA-24480: invalid OCI mode

Cause: An attempt was made to invoke OCI API with an invalid mode.

Action: Provide the OCI API with legitimate mode.

DIA-24481: Failed to initialize multithreaded environment

Cause: Operating system did not support multithreaded mode.

Action: Use single thread mode instead.

DIA-24482: Pool size was less than 1 in shared mode

Cause: Pool size must be positive in shared mode.

Action: Set a positive pool size.

DIA-24483: Invalid parameters were passed into environment creation call

Cause: Invalid parameters were passed into the environment creation call. Check the passed in parameters for the following conditions: -envp should not be NULL - xtrmem_sz should not be negative -Either both xtrmem_sz and usrmempp have to be provided. Or, neither should be provided.

Action: Pass in legitimate parameters.

DIA-24484: Setting authentication handle not allowed after pool create

Cause: An attempt was made to set the authentication handle on session pool handle after OCISessionPoolCreate.

Action: Set the authentication handle on session pool handle before calling OCISessionPoolCreate.

DIA-24485: Invalid attributes in session pool authentication handle

Cause: Some of the attributes set on the authentication handle being set on the session pool handle are invalid.

Action: Unset the illegal attributes on the authentication handle being set on session pool handle and then call OCIAAttrSet. Refer to OCI documentation for details.

DIA-24486: Conflicting attributes in session pool authentication handle

Cause: Some attributes could not be set both on the authentication handle passed to OCISessionGet and the authentication handle set on session pool handle.

Action: Unset the conflicting attributes on the authentication handle and call OCISessionGet.

DIA-24487: Invalid properties or values provided for OCISessionGet

Cause: Some of the properties or their values provided during OCISessionGet with mode OCI_SESSGET_MULTIPROPERTY_TAG were invalid.

Action: Provide valid properties and values when calling OCISessionGet with mode OCI_SESSGET_MULTIPROPERTY_TAG. Refer to Oracle Call Interface documentation for details.

DIA-24488: Invalid properties or values provided for OCISessionRelease

Cause: Some of the properties or their values provided during OCISessionRelease with mode OCI_SESSRLS_MULTIPROPERTY_TAG were invalid.

Action: Provide valid properties and values when calling OCISessionRelease with mode OCI_SESSRLS_MULTIPROPERTY_TAG. Refer to Oracle Call Interface documentation for details.

DIA-24489: reserved OCI error

Cause: A reserved Oracle Call Interface (OCI) error has occurred.

Action: Contact Oracle Support Services.

DIA-24490: error while getting shard instances

Cause: There was a mismatch in the shard keys or group keys with the corresponding connect string.

Action: Check if the keys are properly specified along with the corresponding connection string.

DIA-24491: attempt to get sharding-related topology information failed

Cause: An unexpected error was encountered while building and processing sharding-related information.

Action: Contact Oracle Support Services.

DIA-24492: Shard library initialization failed.

Cause: An attempt to initialize the shard library failed.

Action: Contact Oracle Support Services.

DIA-24493: general sharding error

Cause: An unexpected error was encountered while processing sharding-related information.

Action: Contact Oracle Support Services.

DIA-24494: error in constructing shard key or shard group key

Cause: An invalid column value was passed.

Action: Pass in a column value in the appropriate format specified by the data type.

DIA-24495: OCISessionGet() timed out waiting for a suitable writable chunk.

Cause: There was no instance available with a writable chunk for the specified shard key at the time the OCISessionGet() request was issued. This may be a transient condition due to chunk migration.

Action: Retry the request later. If needed, increase the timeout specified in OCI_ATTR_SPOOL_WAIT_TIMEOUT to minimize or eliminate the chances of running into this error during chunk migrations.

DIA-24496: OCISessionGet() timed out waiting for a free connection.

Cause: There was no free connection as the pool reached its maximum and all connections were in use at the time the request was issued.

Action: Retry the request later. Use OCISessionGet() with OCI_SPOOL_ATTRVAL_TIMEDWAIT mode (with an appropriate OCI_ATTR_SPOOL_WAIT_TIMEOUT setting) or OCI_SPOOL_ATTRVAL_WAIT mode. If needed, increase the maximum size of the OCI session pool.

DIA-24497: PL/SQL fix up callback name too long

Cause: The PL/SQL fix up callback name was too long.

Action: Use a shorter PL/SQL fix up callback name.

DIA-24500: invalid UTF16 mode

Cause: UTF16 mode is allowed only at environment handle creation time.

Action: Remove UTF16 mode for functions other than OCIEnvCreate()

DIA-24501: invalid UTF16 string passed in

Cause: Non-UTF16 string is passed in while UTF16 string is expected

Action: Check the parameter which is actually a string

DIA-24502: codepoint length overflows

Cause: Returned buffer has more codepoints than allowed

Action: Set OCI_MAXCHAR_SIZE large enough to accommodate

DIA-24503: codepoint length overflows for piecewise operation

Cause: Accumulated codepoint length exceeds allowed codepoint length

Action: Set OCI_MAXCHAR_SIZE large enough to accommodate

DIA-24504: data length larger than expected

Cause: Incoming data larger than receiving buffer

Action: Set OCI_MAXDATA/MAXCHAR_SIZE appropriately or remove the setting

DIA-24505: cannot change character set id on the handle

Cause: Attempts to change character set id on non-environment handles

Action: Only try to change character set id on environment handles

DIA-24506: invalid attempt to change character set id on env handle

Cause: Attempts to change character set id after other handles have been allocated from the env handle

Action: Change character set id after creating environment handle but before allocating any handles from it.

DIA-24507: invalid combination of character set ids

Cause: Attempts to set one character set id as zero

Action: Set both charset and ncharset as zero or non-zero in OCIEnvNlsCreate()

DIA-24508: Buffer is not aligned correctly.

Cause: Alignment error occurred in buffer when converting between character sets.

Action: Align buffer appropriately. For UTF16 buffer, pass a ub2 pointer.

DIA-24509: OCI function currently not supported in UTF16 mode.

Cause: Attempt to call an OCI function that was not supported in OCI_UTF16ID mode.

Action: Remove the offending function or do not create an OCI environment with OCI_UTF16ID mode or OCI_UTF16ID character set ID.

DIA-24530: User not authorized to access column value.

Cause: Column security is enabled and column value is not authorized.

Action: The program needs to handle this error and take appropriate action.

DIA-24531: Column value authorization is unknown.

Cause: Column security is unknown for the column.

Action: Verify the fetched data. It may or may not contain a meaningful value because it is probably the result of an expression that operated on unauthorized values.

DIA-24536: Warning - column authorization unknown.

Cause: Column security is unknown for one or more columns.

Action: Verify the fetched data. It may or may not contain a meaningful value because it is probably the result of an expression that operated on unauthorized values.

DIA-24542: PRELIM mode logon not allowed to a pluggable database

Cause: PRELIM mode logon was attempted to a pluggable database.

Action: Create PRELIM mode connections to CDB\$ROOT only.

DIA-24543: instance startup or shutdown not allowed in pluggable database

Cause: An instance startup or shutdown operation was attempted when connected to a pluggable database.

Action: Perform instance startup or shutdown operations by connecting to CDB\$ROOT.

DIA-24544: Oracle RAC One Node instance is already running.

Cause: An instance startup failed because an instance of the Oracle RAC One Node database was already running on one of the cluster nodes.

Action: In Oracle RAC One Node, avoid any attempt to start a second instance by any means while the instance is already running.

DIA-24550: unhandled signal #number received. string

Cause: Serious error: signal received

Action: Refer to the platform-specific signal code, and see if the application code caused the error. Otherwise, record all error state and notify Oracle Support Services.

DIA-24557: error string encountered while handling error string; exiting server process

Cause: A second-level error occurred in an Oracle server process that required that process to exit.

Action: None. If an excessive number of incidents are dumped, contact Oracle Support Services.

DIA-24600: could not create OCI environment

Cause: The Oracle Client library used to communicate with the database failed to initialize correctly.

Action: Check that the Oracle environment or registry entries are consistent and correct. If using the Oracle Instant Client, make sure the Oracle driver for MySQL and Oracle libraries are from the same release. Make sure you have read access to the libraries.

DIA-24601: bind buffer not allocated by caller

Cause: A valid buffer was not provided for the bind call.

Action: Provide a non-NULL pointer for the bind call and a valid length for the buffer.

DIA-24602: attempting to read with no fetch

Cause: A column was being fetched while not in fetch state.

Action: Fetch the column after fetching of the result set has started.

DIA-24750: incorrect size of attribute

Cause: Transaction ID attribute size is incorrect.

Action: Verify that the size parameter is correct.

DIA-24752: OCI_TRANS_NEW flag must be specified for local transactions

Cause: Application attempted to start a local transaction without using OCI_TRANS_NEW.

Action: Use OCI_TRANS_NEW when starting local transactions.

DIA-24753: local transactions cannot be detached

Cause: An attempt to detach a local transaction was made.

Action: Local transactions may only be committed or rolled back.

DIA-24754: cannot start new transaction with an active transaction

Cause: An attempt to start a new transaction was made when there was an active transaction.

Action: Commit, rollback or detach the existing transaction before starting a new transaction.

DIA-24755: OCI_TRANS_NOMIGRATE, OCI_TRANS_JOIN options are not supported

Cause: These flags are currently not supported.

Action: n/a

DIA-24756: transaction does not exist

Cause: An invalid transaction identifier or context was used or the transaction has completed.

Action: Supply a valid identifier if the transaction has not completed and retry the call.

DIA-24757: duplicate transaction identifier

Cause: An attempt was made to start a new transaction with an identifier already in use by an existing transaction.

Action: Verify that the identifier is not in use.

DIA-24758: not attached to the requested transaction

Cause: An attempt was made to detach or complete a transaction that is not the current transaction.

Action: Verify that the transaction context refers to the current transaction.

DIA-24759: invalid transaction start flags

Cause: An invalid transaction start flag was passed.

Action: Verify that only one of the following values is specified: OCI_TRANS_NEW, OCI_TRANS_JOIN, OCI_TRANS_RESUME, or OCI_TRANS_PROMOTE.

DIA-24760: invalid isolation level flags

Cause: An invalid isolation level flag was passed.

Action: Verify that only one of following values - OCI_TRANS_READONLY, OCI_TRANS_READWRITE, OCI_TRANS_SERIALIZABLE is used.

DIA-24762: server failed due to unspecified error

Cause: An internal error has occurred in the server commit protocol.

Action: Contact customer support.

DIA-24763: transaction operation cannot be completed now

Cause: The commit or rollback cannot be performed now because the session cannot switch to the specified transaction.

Action: Retry the operation later.

DIA-24767: transaction branch prepare returns read-only

Cause: The transaction is read-only, or this is the outcome of an optimization for two-phase commit protocol.

Action: None. Informational only.

DIA-24769: cannot forget an active transaction

Cause: Transaction identifier refers to an active transaction.

Action: Verify that the identifier of an active transaction was not passed as an argument.

DIA-24770: cannot forget a prepared transaction

Cause: Transaction identifier refers to a prepared transaction.

Action: Verify that the identifier of a prepared transaction was not passed as an argument.

DIA-24771: cannot detach, prepare or forget a local transaction

Cause: Service handle contains a local transaction context.

Action: Verify that the transaction context does not refer to a local transaction.

DIA-24772: Cannot mix tightly-coupled and loosely-coupled branches

Cause: Application attempted to start a transaction with a global transaction identifier and a wrong option.

Action: Verify that all branches of a global transaction are started with either OCI_TRANS_TIGHT or OCI_TRANS_LOOSE option. If the application is correct and uses distributed updates, contact customer support.

DIA-24773: invalid transaction type flags

Cause: OCI_TRANS_TIGHT or OCI_TRANS_LOOSE mode was not specified.

Action: Verify that the right parameters are being used.

DIA-24774: cannot switch to specified transaction

Cause: The transaction specified in the call refers to a transaction created by a different user.

Action: Create transactions with the same authentication so that they can be switched.

DIA-24775: cannot prepare or commit transaction with non-zero lock value

Cause: An attempt was made to detach the transaction with a non-zero lock value.

Action: Detach the transaction with lock value set to zero and then try to prepare or commit the transaction.

DIA-24776: cannot start a new transaction

Cause: An attempt was made to start a new transaction when session was already attached to an existing transaction.

Action: End the current transaction before creating a new transaction.

DIA-24777: use of non-migratable database link not allowed

Cause: The transaction, which needs to be migratable between sessions, tried to access a remote database from a non-multi threaded server process.

Action: Perform the work in the local database or open a connection to the remote database from the client. If multi threaded server option is installed, connect to the Oracle instance through the dispatcher.

DIA-24778: cannot open connections

Cause: The migratable transaction tried to access a remote database when the session itself had opened connections to remote database(s).

Action: Close the connection(s) in the session and then try to access the remote database from the migratable transaction. If the error still occurs, contact Oracle customer support.

DIA-24779: detach not allowed with open remote cursor

Cause: The migratable transaction tried to detach from the current session while having an open remote cursor.

Action: Close any open remote cursor prior to detach.

DIA-24780: cannot recover a transaction while in an existing transaction

Cause: An attempt was made to commit or roll back a transaction while in a different transaction, and the transaction for which the action is requested is in a recovery state (this happens if it is idle too long).

Action: Detach from the current transaction and retry the operation.

DIA-24781: branches don't belong to the same global transaction

Cause: The list of xids passed into kpotxmp() don't have the same gtrid

Action: n/a

DIA-24782: Cannot detach from a non-migratable transaction

Cause: An attempt was made to detach from a non-migrateable transaction.

Action: Either commit or rollback the transaction.

DIA-24783: Cannot switch non-migratable transactions

Cause: An attempt was made to prepare/commit a txn different from current.

Action: n/a

DIA-24784: Transaction exists

Cause: An attempt was made to start a transaction, while attached to a non-migrateable transaction

Action: n/a

DIA-24785: Cannot resume a non-migratable transaction

Cause: An attempt was made to resume a non-migrateable transaction.

Action: n/a

DIA-24786: separated transaction has been completed

Cause: The current transaction has been completed by another process.

Action: Start a new transaction

DIA-24787: remote cursors must be closed before a call completes

Cause: The previous operation did not close all the remote cursors it opened. Since separated transactions are enabled, this is not allowed.

Action: Close all remote cursors in each call, or start a regular (non-separated) transaction.

DIA-24788: cannot switch to specified transaction (server type)

Cause: The transaction specified was created by a shared server and the requestor is a dedicated server, or the transaction was created by a dedicated server and the requestor is a shared server.

Action: All parts of this application should connect as dedicated or as shared.

DIA-24789: start not allowed in recursive call

Cause: Oracle RM will not start/resume a branch in a recursive call

Action: Reconsider your application stack design

DIA-24790: cannot mix OCI_TRANS_RESUME and transaction isolation flags

Cause: An attempt was made to change the isolation level of an existing transaction.

Action: No action required

DIA-24791: invalid transaction start flags

Cause: An invalid transaction start flag was passed.

Action: Verify that OCI_TRANS_LOOSE was not passed along with OCI_TRANS_JOIN, OCI_TRANS_RESUME. Also, verify that other flags (such as OCI_TRANS_SEPARABLE) passed by the client are supported by the version of the Oracle server.

DIA-24792: cannot mix services in a single global transaction

Cause: Oracle RM will not serve global (distributed) transaction requests if branches are created using different services

Action: Configure clients such that those participating in the same distributed transaction use the same service name.

DIA-24794: no active DTP service found

Cause: Oracle RM will not serve global (distributed) transaction requests until DTP services are configured in RAC. It is possible that a service was stopped while transactions were in-flight.

Action: Provision/Start DTP services first.

DIA-24795: Illegal *string* attempt made

Cause: An illegal attempt was made to commit/rollback current transaction

Action: Use appropriate commit/rollback mechanism

DIA-24796: operation completed; resume of original transaction rolled back

Cause: The commit, rollback, or prepare completed successfully, but the current transaction for this thread was rolled back.

Action: If desired, retry the current transaction. If the operation was prepare, then end transaction appropriately with a commit or rollback operation.

DIA-24797: cannot promote the current transaction to a distributed transaction

Cause: An illegal attempt was made to promote the current transaction.

Action: Verify that OCI_ATTR_XID, OCI_ATTR_INTERNAL_NAME, and OCI_ATTR_EXTERNAL_NAME attributes have been set properly, and verify that the current transaction has neither performed IDL or PDML operations, nor already been a distributed transaction. Also, verify that the local transaction is in the same isolation level if the isolation flag value is set.

DIA-24798: cannot resume the distributed transaction branch on another instance

Cause: An attempt was made to resume a distributed transaction branch that is physically located on another RAC instance.

Action: Get a connection to the instance where the transaction branch is located.

DIA-24801: illegal parameter value in OCI lob function

Cause: One of the parameter values in the OCI lob function is illegal.

Action: Check every parameter in the OCI Lob function call to make sure they are correct. Offsets should be greater than or equal to one.

DIA-24802: user defined lob read callback error

Cause: The only valid return value for a user defined lob read callback function is OCI_CONTINUE. Any other value will cause this error.

Action: Verify that OCI_CONTINUE is returned from the user defined lob read callback function.

DIA-24803: illegal parameter value in lob read function

Cause: Internal error .

Action: This error should not normally occur. If it persists, please contact your customer service representative.

DIA-24804: Lob read/write functions called while another OCI LOB read/write streaming is in progress

Cause: Internal error.

Action: Wait for the ongoing LOB streaming call to finish before issuing the next server call, or use OCIBreak() abort the current LOB streaming call.

DIA-24805: LOB type mismatch

Cause: When copying or appending LOB locators, both source and destination LOB locators should be of the same type.

Action: Pass the same type of LOB locators for copying or appending.

DIA-24806: LOB form mismatch

Cause: When reading from or writing into LOBs, the character set form of the user buffer should be same as that of the LOB.

Action: Make sure that the buffer you are using to read or write has the same form as that of the LOB.

DIA-24807: LOB form mismatch

Cause: When copying or appending LOBs, both source and destination LOB locators should have the same character set form.

Action: Pass locators of the same character set form for copying or appending LOBs.

DIA-24808: streaming of lob data is not allowed when using lob buffering

Cause: Attempted to stream lob data via the polling mode or a callback when lob buffering was enabled for the input lob locator.

Action: Lob buffering is useful when reading/writing small amounts of lob data so streaming should not be necessary. Rewrite the OCILobRead/OCILobWrite call so that it does not use streaming. If streaming of data is required, lob buffering should not be used. In this case, flush buffers associated with the input lob locator as necessary, disable buffering on the input lob locator and reissue the OCILobRead/OCILobWrite call.

DIA-24809: amount specified will not fit in the lob buffers

Cause: LOB buffering is enabled for the input lob locator so buffering will be used. However, the amount of lob data to read or write is larger than what the lob buffers can hold.

Action: Either disable buffering on the input lob locator and reissue the command or pass a smaller amount.

DIA-24810: attempting to write more data than indicated

Cause: While writing into a LOB, more data was supplied than indicated.

Action: If data is written in pieces, then make sure that you do not provide more data in the pieces (cumulatively), than you indicated.

DIA-24811: less data provided for writing than indicated

Cause: While writing into a LOB, less data was provided than indicated.

Action: If writing data in single pieces, then make sure that the buffer length specified is big enough to accommodate the data being provided. If data is written in pieces, then make sure that all the data has been provided before specifying OCI_LAST_PIECE.

DIA-24812: character set conversion to or from UCS2 failed

Cause: If the database character set is varying-width, the CLOB/NCLOB value is implicitly converted to or from UCS2. This implicit conversion failed.

Action: Contact Oracle Worldwide Support.

DIA-24813: cannot send or receive an unsupported LOB

Cause: An attempt was made to send a LOB across the network, but either the server does not support the LOB sent by the client, or the client does not support the LOB sent by the server. This error usually occurs when the client and server are running different versions of Oracle.

Action: Use a version of the Oracle that supports the LOB on both the client and the server.

DIA-24814: operation not allowed for temporary LOBs

Cause: Temporary LOB locators are not allowed in the operation. For example: OCILobAssign only takes persistent LOB locators as parameters, not temporary LOBs.

Action: Use OCILobLocatorAssign for temporary LOBs instead. Note that OCILobLocatorAssign can also be used for persistent LOBs, in which case it will behave the same as OCILobAssign.

DIA-24815: Invalid character set form

Cause: An invalid character set form was passed into an OCI LOB function. For example, the only valid cs form for OCILobCreateTemporary() is OCI_DEFAULT(0), SQLCS_IMPLICIT(1) or SQLCS_NCHAR(2).

Action: Specify a valid character set form.

DIA-24816: Expanded non LONG bind data supplied after actual LONG or LOB column

Cause: A Bind value of length potentially > 4000 bytes follows binding for LOB or LONG.

Action: Re-order the binds so that the LONG bind or LOB binds are all at the end of the bind list.

DIA-24817: Unable to allocate the given chunk for current lob operation

Cause: The given size is increased to accommodate the number of bytes from server due to varying width db char/nchar set.

Action: Use smaller chunk sizes when you have character set conversion between client/server or perform piece-wise read or write.

DIA-24818: Operation not permitted on Abstract LOBs

Cause: Abstract LOB locators were not allowed in the operation. For example, OCILobAssign only takes persistent LOB locators as parameters, not Abstract (i.e., client-side created) LOBs.

Action: Avoid the operation on Abstract LOBs.

DIA-24819: Illegal reference count encountered for a temporary LOB

Cause: Internal error.

Action: This error should not normally occur. If it persists, contact Oracle Support Services.

DIA-24820: Different LOB function called while another OCI LOB call is in progress

Cause: An attempt was made to execute a new OCI LOB call while another OCI LOB call was in progress.

Action: Wait for the ongoing LOB streaming call to finish before issuing the next server call, or use OCIBreak() to abort the current LOB streaming call.

DIA-24821: LOB prefetch size supplied is larger than the supported limit.

Cause: A very large LOB prefetch size was specified during a query.

Action: Reduce the prefetch size to an acceptable value.

DIA-24850: failed to startup shared subsystem

Cause: While attempting to initialize OCI in shared mode, a problem was encountered in starting up the shared subsystem.

Action: Contact Oracle Customer support.

DIA-24851: failed to connect to shared subsystem

Cause: While attempting to initialize OCI in shared mode, a problem was encountered in connecting the process to the shared subsystem.

Action: Contact Oracle Customer Support.

DIA-24852: protocol error during statement execution

Cause: An internal protocol error occurred while receiving describe data from the server during execution of a statement.

Action: Contact Oracle Customer Support.

DIA-24853: failed to connect thread to shared subsystem

Cause: While attempting to initialize OCI in shared mode, a problem was encountered in connecting the thread to the shared subsystem.

Action: Contact Oracle Customer Support.

DIA-24854: invalid pieceinfo provided

Cause: While making the first call to write LOB data, an invalid pieceinfo value provided.

Action: Correct the call to use OCI_ONE_PIECE or OCI_FIRST_PIECE. If using OCCI, make sure to call writeBuffer before calling writeLastBuffer.

DIA-24855: attempt to pass a LOB locator over an invalid database link

Cause: There was an attempt to send a LOB locator over a database link which was different from the one on which it was obtained.

Action: Ensure that remote LOB locators are passed back on the same database link from which they were obtained.

DIA-24900: invalid or unsupported mode parameter passed in call

Cause: The mode parameter passed into the OCI Client Notification call is incorrect.

Action: Please correct the mode parameter passed into OCI.

DIA-24901: handles belonging to different environments passed into an OCI call

Cause: All handles passed into an OCI call should belong to the same environment. In the call that returned this error, handles belonging to different environments were passed in.

Action: Please ensure that the handle parameters in the call to come from the same OCI Environment.

DIA-24902: invalid subscription name or name-length in subscription handle

Cause: The subscription handle passed into the OCI call does not have a proper name or name-length attribute.

Action: Please set the name and name-length attributes using the OCIAttrSet() call.

DIA-24903: invalid namespace attribute passed into OCI call

Cause: The subscription handle passed into the OCI call does not have a proper namespace attribute.

Action: Please set the namespace attribute using the OCIAttrSet() call.

DIA-24904: invalid callback attribute passed into OCI call

Cause: The subscription handle passed into the OCI call does not have a proper callback attribute.

Action: Please set the callback attribute using the OCIAttrSet() call.

DIA-24905: invalid recipient protocol attribute passed into OCI call

Cause: The subscription handle passed into the OCI call did not have a proper recipient protocol attribute.

Action: Please set the recipient protocol attribute using the OCIAttrSet() call.

DIA-24906: invalid recipient attribute passed into OCI call

Cause: The subscription handle passed into the OCI call did not have a proper recipient attribute.

Action: Please set the recipient attribute using the OCIAttrSet() call.

DIA-24907: invalid pair of callback and recipient protocol attributes

Cause: The subscription handle passed into the OCI call can't have both the callback defined and a recipient protocol other than OCI_SUBSCR_PROTO_OCI at the same time.

Action: Please set the appropriate callback and recipient protocol attributes using the OCIAttrSet() call.

DIA-24908: invalid recipient presentation attribute

Cause: The subscription handle passed into the OCI call does not have a valid recipient presentation attribute.

Action: Set the recipient presentation attribute using the OCIAttrSet() call

DIA-24909: call in progress. Current operation cancelled

Cause: The OCI call was invoked when another call on the connection was in progress.

Action: Check if the OCI call is supported when the call is in progress under special conditions; for example, if it is being used by a signal handler.

DIA-24911: Cannot start listener thread at specified port

Cause: Thread already running at a different port.

Action: Set the correct port in the environment handle or let the system choose the port.

DIA-24912: Listener thread failed. *string*

Cause: Thread listening for event notification exited because of an error. The error encountered is appended to the error message.

Action: The client needs to be restarted.

DIA-24913: Event to enable NLS validation

Cause: N/A

Action: Set this event in your environment to enable NLS character validation even when character sets are the same for client/server.

DIA-24915: Cannot start Listener at specified IP address

Cause: Thread was already listening at a different IP address.

Action: Set the correct IP address in the environment handle or let the system choose the correct IP address.

DIA-24916: cannot use IP address attribute before release 11.2 compatible notifications

Cause: An attempt was made to use OCI_ATTR_SUBSCR_IPADDR attribute before release 11.2 compatible notifications.

Action: Change the compatibility to 11.2.

DIA-24918: secure notification mode not supported

Cause: An attempt was made to use OCI_SECURE_NOTIFICATION before release 12.0 compatible notifications.

Action: Change the compatibility to 12.0.

DIA-24919: subscription to Fast Application Notification failed

Cause: An error occurred while subscribing to Fast Application Notification. This could be due to problems in the Oracle clusterware configuration.

Action: Look at the client trace files for additional information. Ensure that the Oracle clusterware is properly configured.

DIA-24920: column size too large for client

Cause: Client attempted to fetch a column whose size is larger than the maximum size that can be handled by the client.

Action: Upgrade the client stack to Oracle 12c or higher.

DIA-24922: cannot send or receive an SCN value which is too high for the current compatibility setting

Cause: An attempt was made to send or receive a high value system change number (SCN) over the network, but either the sever or client does not support such a high value SCN. This error usually occurs when either the server or client compatibility is lower than 12.2.

Action: Be sure the database compatibility is 12.2 or above on both the client and server.

DIA-24940: invalid combination of *string* namespace, *string* presentation and *string* receive protocol

Cause: An invalid combination of namespace, presentation and receive protocol was specified during notification registration. Currently, only AQ namespace is supported with XML presentation. Non-AQ namespace is not supported for e-mail and HTTP receive protocols.

Action: Please change the register call appropriately.

DIA-24941: invalid combination of notification grouping attributes

Cause: An invalid combination of notification grouping attributes was specified. Currently, only TIME notification grouping class is supported. If notification grouping class is zero, all other notification grouping attributes must be zero.

Action: Refer to documentation and change the attributes appropriately.

DIA-24942: cannot use ntfm grouping attributes on before release 11.0 compatible ntfms

Cause: An attempt was made to use notification grouping on before release 11.0 compatible notifications.

Action: Change the compatibility to 11.0.

DIA-24943: cannot use ntfm grouping with this receive protocol, presentation and/or QoS

Cause: An attempt was made to use notification grouping with e-mail or HTTP receive protocol or XML presentation or payload delivery or reliable QoS. Currently, only OCI and PLSQL receive protocols and default presentation are supported with notification grouping.

Action: Refer to documentation and change the call appropriately.

DIA-24944: cannot use timeout or grouping with ANONYMOUS namespace

Cause: An attempt was made to use timeout or grouping with ANONYMOUS namespace. Currently, timeout and grouping are supported only with AQ and DBCHANGE namespaces.

Action: Refer to documentation and change the call appropriately.

DIA-24945: cannot use context, QOS and timeout attributes of notification on lower than 10.2 compatible notifications

Cause: An attempt was made to use context, QOS and timeout attributes of notification on lower than 10.2 compatible notifications.

Action: Change the database compatibility to 10.2.

DIA-24946: invalid registration callback

Cause: An attempt was made to use a reserved callback for notification registration.

Action: Choose a different name for the notification callback and change the register call appropriately.

DIA-24947: Invalid namespace attribute specified for the subscription *string*

Cause: An attempt was made to register with invalid namespace attribute.

Action: Refer to documentation and change the namespace appropriately.

DIA-24950: unregister failed, registration not found

Cause: The registration that was asked to be unregistered could not be found.

Action: Please check the callback function name and the subscription name in the unregister call.

DIA-24952: register, unregister or post has incorrect collection count

Cause: The register, unregister or post function was invoked with a collection that was smaller than the size specified by the parameter to the function.

Action: Please check the function's use and ensure that the size parameter is correct.

DIA-24960: the attribute *string* is greater than the maximum allowable length of *number*

Cause: The user attempted to pass an attribute that is too long

Action: Shorten the specified attribute and retry the operation.

DIA-24962: connect string could not be parsed, error = *string*

Cause: The address portion of the connect string could not be parsed. The client may be using a format of the connect string that the server does not understand.

Action: Correct the connect string.

DIA-24964: ALTER SESSION SET CONTAINER error

Cause: An attempt to switch to a PDB with different settings such as character set, time zone or time zone file version on an Oracle 12c Release 1 (12.1) or earlier client failed.

Action: Upgrade client to Oracle 12 Release 2 (or later) to support such operations.

DIA-24981: deferred SGA thread spawn failed

Cause: This is an internal error.

Action: None

DIA-24982: deferred SGA segment allocation failed, index = *string* location = *string*

Cause: System-defined shared memory limits are inadequate for Oracle.

Action: Consult the alert file for details.

DIA-24983: Process (*string*) failed to attach to deferred SGA segments.

Cause: The process failed to attach to deferred SGA segments.

Action: Consult the alert file for details and contact Oracle Support Services.

DIA-24984: SGA allocation slaves termination failed

Cause: This is an internal error.

Action: None

DIA-25000: invalid use of bind variable in trigger WHEN clause

Cause: A bind variable was used in the when clause of a trigger.

Action: Remove the bind variable. To access the table columns use (new/old).column_name.

DIA-25001: cannot create this trigger type on this type of view

Cause: INSTEAD OF triggers can be created on any view which is not an Editing View, while BEFORE and AFTER triggers may only be created on Editing Views.

Action: Change the trigger type to INSTEAD OF or change the view on which you are attempting to create a DML trigger.

DIA-25002: cannot create INSTEAD OF triggers on tables

Cause: Only BEFORE or AFTER triggers can be created on a table.

Action: Change the trigger type to BEFORE or AFTER.

DIA-25003: cannot change NEW values for this column type in trigger

Cause: Attempt to change NEW trigger variables of datatype object, REF, nested table, VARRAY or LOB datatype which is not supported.

Action: Do not change the NEW trigger variables in the trigger body.

DIA-25004: WHEN clause is not allowed in INSTEAD OF triggers

Cause: WHEN clause is specified in an INSTEAD OF trigger.

Action: Remove the WHEN clause when creating an INSTEAD OF trigger.

DIA-25005: cannot CREATE INSTEAD OF trigger on a read-only view

Cause: attempt to create an INSTEAD OF trigger on a view created with read-only option. The view cannot be updated using INSTEAD OF triggers.

Action: Do not create the trigger.

DIA-25006: cannot specify this column in UPDATE OF clause

Cause: Attempt to create a trigger on update of a column whose datatype is disallowed in the clause, such as LOB and nested table.

Action: Remove the UPDATE OF clause.

DIA-25007: functions or methods not allowed in WHEN clause

Cause: PLSQL function call or method invocation is not allowed in the WHEN clause when creating a trigger.

Action: Remove the function call or method invocation from the WHEN clause.

DIA-25008: no implicit conversion to LOB datatype in instead-of trigger

Cause: When inserting or updating a view using instead-of trigger, the new value for a LOB view column is of a different datatype.

Action: Specified a LOB value as the new value for the LOB view column.

DIA-25009: Nested table clause allowed only for INSTEAD OF triggers

Cause: Triggers on nested tables can only be created on view columns using INSTEAD OF triggers.

Action: Use view nested table columns for defining nested table triggers.

DIA-25010: Invalid nested table column name in nested table clause

Cause: The column name specified in the nested table clause of an INSTEAD OF trigger does not correspond to a nested table column.

Action: Specify a nested table column on which the trigger is to be defined.

DIA-25011: cannot create trigger on internal AQ table

Cause: An attempt was made to try to create a trigger on a table that is used internally to support the Advanced Queueing (AQ) feature.

Action: Do not create the trigger.

DIA-25012: PARENT and NEW values cannot be identical

Cause: The referencing clause specifies identical values for PARENT and OLD.

Action: Re-specify either the PARENT or NEW referencing value.

DIA-25013: OLD and PARENT values cannot be identical

Cause: The referencing clause specifies identical values for OLD and PARENT.

Action: Re-specify either the OLD or PARENT referencing value.

DIA-25014: cannot change the value of a PARENT reference variable

Cause: Parent values can only be read and not changed.

Action: Do not attempt to change a Parent variable.

DIA-25015: cannot perform DML on this nested table view column

Cause: DML cannot be performed on a nested table view column except through an INSTEAD OF trigger

Action: Create an INSTEAD OF trigger over the nested table view column and then perform the DML.

DIA-25016: cannot specify column list for insert into nested table view column

Cause: A column list cannot be specified for inserts into the nested table view column.

Action: Specify all the columns for insert into the nested table.

DIA-25017: cannot reference NEW ROWID for movable rows in before triggers

Cause: NEW ROWID was referenced in a before row trigger which is defined on an index-organized table, or a partitioned table with enabled movement of rows. The ROWID cannot be computed in a before row update trigger because it depends on the actual values of the row

Action: Remove references to NEW ROWID from the trigger definition.

DIA-25018: conflicting trigger *string* already exists

Cause: Conflicting instead of DDL trigger on schema/database already exists.

Action: Remove the old trigger

DIA-25019: too much concurrency

Cause: cannot pin the database/schema because of too much concurrency

Action: try the operation later

DIA-25020: renaming system triggers is not allowed

Cause: renaming system triggers is not allowed

Action: Drop the trigger, and create a new one for the same

DIA-25021: cannot reference a trigger defined on another table

Cause: Referenced trigger in the FOLLOWS clause was defined on another table.

Action: Create the referenced trigger on the same table

DIA-25022: cannot reference a trigger of a different type

Cause: Referenced trigger in the FOLLOWS or PRECEDES clause was either a different type or not a compound trigger.

Action: Create the referenced trigger as the same type or a compound trigger.

DIA-25023: Cyclic trigger dependency is not allowed

Cause: A cycle of trigger dependency can be formed.

Action: Do not create a trigger that can formed a cyclic dependency.

DIA-25024: cannot specify FOLLOWS for a REVERSE CROSSEDITION trigger

Cause: The FOLLOWS clause was specified when creating the REVERSE CROSSEDITION trigger.

Action: Do not create a REVERSE CROSSEDITION trigger with a FOLLOWS clause.

DIA-25025: cannot specify PRECEDES clause

Cause: The PRECEDES clause was specified when creating a FORWARD CROSSEDITION trigger or a regular trigger.

Action: Do not create a FORWARD CROSSEDITION or a regular trigger with a PRECEDES clause.

DIA-25026: FOR EACH ROW was specified with compound triggers

Cause: FOR EACH ROW is not allowed with compound triggers.

Action: Remove the FOR EACH ROW clause.

DIA-25027: compound triggers cannot be used as system triggers

Cause: Compound trigger was defined as system trigger.

Action: Do not use compound trigger as system trigger.

DIA-25028: regular trigger body can not start with keyword COMPOUND

Cause: Regular triggers body should start with BEGIN/DECLARE etc .

Action: Fix the syntax and recompile.

DIA-25029: compound triggers should always start with keyword COMPOUND

Cause: Compound trigger body was started with incorrect keyword.

Action: Fix the syntax and recreate.

DIA-25030: crossedition trigger cannot be owned by a non-editioned user

Cause: An attempt was made to create a crossedition trigger in a schema where triggers were not editionable.

Action: Enable editions for the user for triggers and then create the crossedition trigger.

DIA-25031: only a crossedition trigger may be specified

Cause: The trigger specified was not a crossedition trigger.

Action: Specify a crossedition trigger.

DIA-25032: crossedition trigger cannot be created in ORA\$BASE

Cause: An attempt was made to create crossedition trigger in the ORA\$BASE edition.

Action: Do not create a crossedition trigger in the ORA\$BASE edition.

DIA-25033: triggers cannot be executed at this time

Cause: An attempt was made to execute a trigger when the session was almost finished.

Action: Do not attempt to DML with triggers that are expected to execute when session has almost ended.

DIA-25034: cannot bypass trigger owned by another user

Cause: An attempt was made to do DML from a crossedition trigger on an object that has a non-crossedition trigger owned by another user. DML from a crossedition trigger bypasses the running of non-crossedition triggers; this cannot be allowed for triggers owned by other users.

Action: Permit the non-crossedition trigger to be bypassed by attaching it to the editioning view rather than the table, moving one of the triggers to be in the same schema as the other, or explicitly disabling the non-crossedition trigger.

DIA-25035: cannot perform DML on remote object from a crossedition trigger

Cause: An attempt was made to do DML from a crossedition trigger that would modify data in a remote database. DML from a crossedition trigger has special rules applied regarding what triggers will fire as part of that DML; these special rules cannot be applied across database links and therefore the DML cannot be allowed.

Action: Perform the DML in a helper function separate from the crossedition trigger itself; the special rules are not applied when the DML is not issued from within the crossedition trigger itself.

DIA-25100: TABLESPACE option can only be used with ALTER INDEX REBUILD

Cause: The TABLESPACE option to ALTER INDEX was used without the REBUILD option.

Action: Use ALTER INDEX REBUILD TABLESPACE tablespace name.

DIA-25101: duplicate REBUILD option specification

Cause: The REBUILD option to ALTER INDEX is specified more than once.

Action: Specify the option at most once.

DIA-25102: PARALLEL option can only be used with ALTER INDEX REBUILD

Cause: The PARALLEL option to ALTER INDEX was used without the REBUILD option.

Action: Use ALTER INDEX REBUILD.

DIA-25103: NOPARALLEL option can only be used with ALTER INDEX REBUILD

Cause: The NOPARALLEL option to ALTER INDEX was used without the REBUILD option.

Action: Use ALTER INDEX REBUILD.

DIA-25104: UNRECOVERABLE option can only be used with ALTER INDEX REBUILD

Cause: The UNRECOVERABLE option to ALTER INDEX was used without the REBUILD option.

Action: Use ALTER INDEX REBUILD.

DIA-25105: RECOVERABLE option can only be used with ALTER INDEX REBUILD

Cause: The RECOVERABLE option to ALTER INDEX was used without the REBUILD option.

Action: Use ALTER INDEX REBUILD.

DIA-25106: only one of PARALLEL or NOPARALLEL clause may be specified

Cause: PARALLEL was specified more than once, NOPARALLEL was specified more than once, or both PARALLEL and NOPARALLEL were specified in an ALTER INDEX REBUILD statement.

Action: Remove all but one of the PARALLEL or NOPARALLEL clauses.

DIA-25107: duplicate TABLESPACE option specification

Cause: the TABLESPACE was specified more than once in an ALTER INDEX REBUILD statement.

Action: Remove all but one of the TABLESPACE clauses.

DIA-25108: standby lock name space exceeds size limit of *string* characters

Cause: The lock name space for the standby database exceeded the maximum string length.

Action: Change initialization parameter `_STANDBY_LOCK_NAME_SPACE` to a character string of less than the specified characters.

DIA-25109: standby lock name space has illegal character '*string*'

Cause: An invalid lock name space was specified for the standby database. The lock name space for the standby database can only contain A-Z, 0-9, '_', '#', '\$', '.' and '@' characters.

Action: Change initialization parameter `_STANDBY_LOCK_NAME_SPACE` to a valid character string.

DIA-25110: NOSORT may not be used with a bitmap index

Cause: An attempt was made to create a bitmap index using the NOSORT option.

Action: Remove NOSORT from the CREATE BITMAP INDEX statement.

DIA-25111: creation of BITMAP cluster indices is not supported

Cause: An attempt was made to create a cluster index with the BITMAP attribute.

Action: Remove BITMAP from the CREATE INDEX statement.

DIA-25112: maximum number of BITMAP index columns is 30

Cause: Too many columns were specified for the index.

Action: Create an index on fewer columns.

DIA-25113: GLOBAL may not be used with a bitmap index

Cause: An attempt was made to create a bitmap index using the GLOBAL option.

Action: Remove GLOBAL from the CREATE BITMAP INDEX statement, and/or add a LOCAL partition descriptor if the table is partitioned.

DIA-25114: invalid file number specified in the DUMP DATAFILE/TEMPFILE command

Cause: An invalid file number was used in dumping a datafile or tempfile.

Action: Specify a valid file number.

DIA-25115: duplicate BLOCK option specification

Cause: BLOCK (MIN/MAX) was specified more than once in the DUMP DATAFILE/TEMPFILE command.

Action: Specify only one BLOCK option.

DIA-25116: invalid block number specified in the DUMP DATAFILE/TEMPFILE command

Cause: An invalid block number was used in dumping a datafile or tempfile.

Action: Specify a valid block number.

DIA-25117: MIN/MAX/Block Number expected

Cause: A value other than MIN/MAX, or a block number was entered in the DUMP DATAFILE/TEMPFILE command.

Action: Correct the syntax.

DIA-25118: invalid DUMP DATAFILE/TEMPFILE option

Cause: An invalid option was specified for the DUMP DATAFILE/TEMPFILE command.

Action: Correct the syntax.

DIA-25119: LOGGING/NOLOGGING option already specified

Cause: In CREATE TABLESPACE, the LOGGING and/or NOLOGGING options were specified more than once.

Action: Remove all but one of the logging specifications.

DIA-25120: MINIMUM EXTENT option already specified

Cause: In CREATE TABLESPACE, the MINIMUM EXTENT option was specified more than once.

Action: Remove all but one of the MINIMUM EXTENT specifications.

DIA-25121: MINIMUM EXTENT value greater than maximum extent size

Cause: In CREATE/ALTER TABLESPACE, the value specified for the MINIMUM EXTENT option was greater than the maximum extent size.

Action: Choose a lower value for the MINIMUM EXTENT option.

DIA-25122: Only LOCAL bitmap indexes are permitted on partitioned tables

Cause: An attempt was made to create a global bitmap index on a partitioned table.

Action: create a local bitmap index instead.

DIA-25123: Too many components specified in the name.

Cause: Specifying more components to a name than allowed.

Action: Check the name specified for the operation.

DIA-25124: Database link name not allowed.

Cause: Specifying a database link name when it is not permitted.

Action: Check the name specified for the operation.

DIA-25125: BUFFER_POOL/FLASH_CACHE/CELL_FLASH_CACHE storage option not allowed

Cause: An attempt was made to specify the BUFFER_POOL, FLASH_CACHE, or CELL_FLASH_CACHE storage option. This option may only be specified during - CREATE or ALTER TABLE - CREATE or ALTER CLUSTER - CREATE or ALTER INDEX

Action: Remove this option and retry the statement.

DIA-25126: Invalid name specified for BUFFER_POOL/FLASH_CACHE/CELL_FLASH_CACHE

Cause: The name of the cache hints specified by was invalid. The only valid names for BUFFER_POOL are KEEP, RECYCLE and DEFAULT. The only valid names for FLASH_CACHE and CELL_FLASH_CACHE are KEEP, NONE and DEFAULT.

Action: Use a valid name or remove the BUFFER_POOL, FLASH_CACHE, or CELL_FLASH_CACHE clause.

DIA-25127: RELY not allowed in NOT NULL constraint

Cause: An attempt to set RELY on for NOT NULL constraint.

Action: only NORELY may be specified for a NOT NULL constraint.

DIA-25128: No insert/update/delete on table with constraint (*string.string*) disabled and validated

Cause: Try to insert/update/delete on table with DISABLE VALIDATE constraint.

Action: Change the constraint's states.

DIA-25129: cannot modify constraint (*string*) - no such constraint

Cause: the named constraint does not exist for this table.

Action: Obvious

DIA-25130: cannot modify primary key - primary key not defined for table

Cause: Attempted to modify a primary key that is not defined for the table.

Action: None

DIA-25131: cannot modify unique(*string*) - unique key not defined for table

Cause: attempted to modify a unique key that is not defined for the table.

Action: None

DIA-25132: UNIQUE constraint (*string.string*) disabled and validated in ALTER TABLE EXCHANGE PARTITION

Cause: cannot ALTER TABLE EXCHANGE PARTITION when the partition and the table have a disabled and validated unique constraints AND the unique keys in the partition is not mutually exclusive from the rest of the table.

Action: Change the constraint's status.

DIA-25133: duplicate SINGLE TABLE option specified

Cause: The SINGLE TABLE option was specified more than once.

Action: Specify the SINGLE TABLE option only once.

DIA-25134: keyword TABLE expected

Cause: The keyword TABLE is missing from the SINGLE TABLE option.

Action: Place the keyword TABLE after the keyword SINGLE in the command.

DIA-25135: cannot use the SINGLE TABLE option

Cause: The SINGLE TABLE option is only valid for hash clusters.

Action: Do not specify the SINGLE TABLE option.

DIA-25136: this cluster can contain only one table

Cause: An attempt was made to store more than one table in a cluster that was created with the SINGLE TABLE option.

Action: Do not attempt to store more than one table in the cluster.

DIA-25137: Data value out of range

Cause: Value from cast operand is larger than cast target size.

Action: Increase size of cast target.

DIA-25138: *string* initialization parameter has been made obsolete

Cause: An obsolete initialization parameter has been specified

Action: The system will come up, but parameters must be examined

DIA-25139: invalid option for CREATE TEMPORARY TABLESPACE

Cause: An invalid option appears.

Action: Specify one of the valid options: TEMPFILE, EXTENT MANAGEMENT LOCAL, UNIFORM

DIA-25140: *string* space policy cannot be specified for the *string* extent management

Cause: An invalid option appears.

Action: Make sure that for LOCAL extent management UNIFORM or AUTOALLOCATE is specified, and for DICTIONARY extent management UNIFORM or AUTOALLOCATE are not specified

DIA-25141: invalid EXTENT MANAGEMENT clause

Cause: An invalid option appears for EXTENT MANAGEMENT clause

Action: Specify one of the valid options: UNIFORM SIZE, AUTOALLOCATE

DIA-25142: default storage clause specified twice

Cause: default storage clause was specified twice for create tablespace

Action: Specify it once.

DIA-25143: default storage clause is not compatible with allocation policy

Cause: default storage clause was specified for a tablespace with AUTOALLOCATE or UNIFORM policy

Action: Omit the storage clause

DIA-25144: invalid option for CREATE TABLESPACE with TEMPORARY contents

Cause: An invalid option appears.

Action: Specify one of the valid options: EXTENT MANAGEMENT DICTIONARY, USER

DIA-25145: allocation policy already specified

Cause: In CREATE TABLESPACE, the allocation policy was specified more than once, for example, AUTOALLOCATE and UNIFORM.

Action: Remove all but one of the allocation policy specifications.

DIA-25146: EXTENT MANAGEMENT option already specified

Cause: In CREATE TABLESPACE, the EXTENT MANAGEMENT option was specified more than once.

Action: Remove all but one of the EXTENT MANAGEMENT specifications.

DIA-25147: UNIFORM SIZE value greater than maximum extent size

Cause: In CREATE/ALTER TABLESPACE, the value specified for the UNIFORM SIZE option was greater than the maximum extent size.

Action: Choose a lower value for the UNIFORM SIZE option.

DIA-25148: ONLINE option not permitted

Cause: An attempt was made to specify ONLINE for ALTER TABLE MOVE on a table that is not index-organized. The ONLINE option is currently supported only for index-organized tables.

Action: Remove the ONLINE option from the command.

DIA-25149: Columns of UROWID type may not be indexed

Cause: An attempt was made to create an index on a column of UROWID type

Action: Remove the column from the list of indexed columns

DIA-25150: ALTERING of extent parameters not permitted

Cause: An attempt was made to alter the extent parameters for a segment in a tablespace with autoallocate or uniform extent allocation policy.

Action: Remove the appropriate extent parameters from the command.

DIA-25151: Rollback Segment cannot be created in this tablespace

Cause: An attempt was made to create a rollback segment in a tablespace with autoallocate extent allocation policy.

Action: Specify a different tablespace for the rollback segment

DIA-25152: TEMPFILE cannot be dropped at this time

Cause: An attempt was made to drop a TEMPFILE being used by online users

Action: The TEMPFILE has been taken offline. Try again, later.

DIA-25153: Temporary Tablespace is Empty

Cause: An attempt was made to use space in a temporary tablespace with no files.

Action: Add files to the tablespace using ADD TEMPFILE command.

DIA-25154: column part of USING clause cannot have qualifier

Cause: Columns that are used for a named-join (either a NATURAL join or a join with a USING clause) cannot have an explicit qualifier.

Action: Remove the qualifier.

DIA-25155: column used in NATURAL join cannot have qualifier

Cause: Columns that are used for a named-join (either a NATURAL join or a join with a USING clause) cannot have an explicit qualifier.

Action: Remove the qualifier.

DIA-25156: old style outer join (+) cannot be used with ANSI joins

Cause: When a query block uses ANSI style joins, the old notation for specifying outer joins (+) cannot be used.

Action: Use ANSI style for specifying outer joins also.

DIA-25157: Specified block size *string* is not valid

Cause: An attempt was made to create a tablespace with a block size which is not supported.

Action: Specify one of the valid block sizes i.e the standard block size or one of (2k, 4k, 8k, 16k, 32k) subject to the maximum and minimum block sizes supported by the platform.

DIA-25158: Cannot specify RELY for foreign key if the associated primary key is NORELY

Cause: RELY is specified for the foreign key constraint, when the associated primary key constraint is NORELY.

Action: Change the option of the primary key also to RELY.

DIA-25159: Must specify a valid tablespace number

Cause: A valid tablespace number was missing.

Action: Specify a valid tablespace number.

DIA-25160: Must specify a valid relative data block address

Cause: A valid relative data block address was missing.

Action: Specify a valid relative data block address.

DIA-25161: Cannot have both DBA and RDBA options

Cause: Both the DBA and RDBA options were passed to ALTER SYSTEM DUMP REDO.

Action: Use either the DBA option or the RDBA option but not both.

DIA-25162: Must specify both RDBA MIN and RDBA MAX options

Cause: Only one RDBA option was passed to ALTER SYSTEM DUMP REDO.

Action: Specify both RDBA MIN and RDBA MAX.

DIA-25163: Invalid tablespace number or relative data block address

Cause: The relative data block address is invalid for the given tablespace number or the table space number is invalid.

Action: Specify a valid tablespace number or relative data block address.

DIA-25164: The tag expression is too complex.

Cause: The statement tag value was not specified using a simple expression.

Action: Reduce the complexity of the statement tag expression. For example, assign the tag expression to a variable and reference the variable in the error logging clause.

DIA-25165: number of passwords in statement exceeds maximum limit of *string*

Cause: The SQL statement had more passwords than the maximum limit allowed.

Action: Reconstruct the SQL statement to have a number of passwords less than or equal to the maximum allowed.

DIA-25175: no PRIMARY KEY constraint found

Cause: A PRIMARY KEY constraint must be defined for a table with this organization

Action: Define a PRIMARY KEY

DIA-25176: storage specification not permitted for primary key

Cause: Storage parameters cannot be defined for a PRIMARY KEY constraint for a table with this organization

Action: Remove storage specification for primary key

DIA-25177: UNRECOVERABLE option not permitted

Cause: The UNRECOVERABLE option may not be specified for a primary key for a table with this organization

Action: Remove UNRECOVERABLE option for primary key

DIA-25178: duplicate PCTTHRESHOLD storage option specification

Cause: The storage option PCTTHRESHOLD is specified more than once.

Action: Specify storage options at most once.

DIA-25179: invalid PCTTHRESHOLD storage option value

Cause: The specified value must be a positive integer.

Action: Specify an appropriate value.

DIA-25180: PCTTHRESHOLD only valid for certain table organizations

Cause: PCTTHRESHOLD can only be specified for tables with certain organizations.

Action: Remove the PCTTHRESHOLD option.

DIA-25181: missing ON keyword for NESTED INDEX

Cause: ON keyword required to specify nested index column nest

Action: Add ON keyword

DIA-25182: feature not currently available for index-organized tables

Cause: An attempt was made to use one or more of the following feature(s) not currently supported for index-organized tables: CREATE TABLE with LOB/BFILE/VARRAY columns, partitioning/PARALLEL/CREATE TABLE AS SELECT options, ALTER TABLE with ADD/MODIFY column options, CREATE INDEX

Action: Do not use the disallowed feature(s) in this release.

DIA-25183: index-organized table top index segment is in a different tablespace

Cause: An attempt was made to drop a tablespace which contains an index only table's overflow segment but not the top index segment"

Action: find index-organized tables which span the tablespace being dropped and some other tablespace(s). Drop these tables.

DIA-25184: column name expected

Cause: A column name is not present where required by the CREATE TABLE for specifying last column to be included in the index segment of the index-organized table

Action: Specify a column name where required by the syntax.

DIA-25185: index column other than last can not be specified for INCLUDE clause

Cause: An index column name other than the last is specified as including column

Action: Specify either a column name which is not part of index-organized table primary key index , or the last key column of the primary key for the INCLUDING clause.

DIA-25186: INCLUDING clause specified for index-organized table without OVERFLOW

Cause: INCLUDING clause of a CREATE TABLE is an valid option only for index-organized tables with OVERFLOW clause (at creation time) or if an OVERFLOW segment already exists (at ALTER time).

Action: Specify OVERFLOW clause for the index-organized table : For ALTER, perform ADD OVERFLOW first.

DIA-25187: specified exceptions table form incorrect

Cause: The specified table does not have the proper field definitions.

Action: Specify the correct table to use.

DIA-25189: illegal ALTER TABLE option for an index-organized table

Cause: While altering an index-organized table, an attempt was made to enter either the PCTFREE or PCTUSED value for IOT top index segment.

Action: Remove the illegal option(s).

DIA-25190: an index-organized table maintenance operation may not be combined with other operations

Cause: ALTER TABLE statement attempted to combine an index-organized table maintenance operation (e.g. changing physical attributes) with some other operation (e.g. ADD constraint) which is illegal

Action: Ensure that a index-organized table maintenance operation is the sole operation specified in ALTER TABLE statement;

DIA-25191: cannot reference overflow table of an index-organized table

Cause: An attempt to directly access the overflow table of an index-organized table

Action: Issue the statement against the parent index-organized table containing the specified overflow table.

DIA-25192: invalid option for an index-organized table

Cause: An attempt to specify one or more of the following options for an index-organized table: [NO]CACHE, NO LOGGING, CLUSTER

Action: Remove the illegal option(s)

DIA-25193: cannot use COMPRESS option for a single column key

Cause: An attempt to use COMPRESS option on single column key

Action: Remove the COMPRESS option.

DIA-25194: invalid COMPRESS prefix length value

Cause: The specified value must be a positive integer less than the number of key columns

Action: Specify an appropriate value.

DIA-25195: invalid option for index on an index-organized table

Cause: An attempt to specify one or more of the following options for index on an IOT: BITMAP, REVERSE, PCTUSED

Action: n/a

DIA-25196: keyword MOVE in ALTER TABLE MOVE must immediately follow table name

Cause: MOVE specified after one/more other ALTER options

Action: Change order of options, MOVE should be first Remove the illegal option(s)

DIA-25197: an overflow segment already exists for the indexed-organized table

Cause: An attempt was made to ADD OVERFLOW segment on an index-organized table that already has an overflow segment

Action: n/a

DIA-25198: partitioning method is not supported for index-organized table

Cause: An unsupported partitioning method was specified.

Action: Select a different partitioning scheme. Consult the documentation for supported partitioning methods.

DIA-25199: partitioning key of a index-organized table must be a subset of the primary key

Cause: An attempt to specify a partitioning key which is not a prefix of the primary key of the index-organized table

Action: Select a different partitioning key

DIA-25200: invalid value *string*, QUEUE_NAME should be [SCHEMA.]NAME

Cause: A NULL parameter was specified for QUEUE_NAME.

Action: Specify a non-NULL queue name.

DIA-25201: invalid value, VISIBILITY should be ON_COMMIT or IMMEDIATE

Cause: An invalid value specified for parameter VISIBILITY.

Action: Specify either ON_COMMIT or IMMEDIATE.

DIA-25202: invalid value NULL, *string* should be non-NULL

Cause: A NULL value was specified for the parameter.

Action: Specify a non-NULL value.

DIA-25203: invalid value *string*, DELAY should be non-negative

Cause: A negative value or NULL was specified for DELAY.

Action: Specify a non negative integer for DELAY.

DIA-25204: invalid value, SEQUENCE_DEVIATION should be BEFORE or TOP

Cause: An invalid SEQUENCE_DEVIATION was specified.

Action: Specify either the option 'BEFORE' or 'TOP'.

DIA-25205: the QUEUE *string.string* does not exist

Cause: The specified queue does not exist.

Action: Create the queue first before specifying it for enqueue or dequeue.

DIA-25206: enqueue failed, enqueue to exception queue *string.string* not permitted

Cause: An attempt was made to enqueue to an exception queue.

Action: Try enqueueing to another queue.

DIA-25207: enqueue failed, queue *string.string* is disabled from enqueueing

Cause: The queue has been stopped to prevent any further enqueueing.

Action: Enable the queue first by using an administrative operation.

DIA-25208: RELATIVE_MSGID must be specified if SEQUENCE_DEVIATION is BEFORE

Cause: A relative message identifier should be specified if sequence deviation is specified as BEFORE.

Action: Either specify an existing relative message identifier or don't specify sequence deviation as BEFORE.

DIA-25209: invalid value *string*, EXPIRATION should be non-negative or NEVER

Cause: The expiration is less than zero or NULL.

Action: Specify a valid value for `expire_after` which should be greater than or equal to zero or NEVER.

DIA-25210: invalid value for RELATIVE_MSGID, no message in queue with that msgid

Cause: No message in the queue with the `msgid` equal to the specified `RELATIVE_MSGID`.

Action: Try again with a valid `RELATIVE_MSGID`.

DIA-25211: invalid DELAY specified when using sequence deviation

Cause: The `DELAY` specified in the enqueue is greater than the delay of the message with the given relative message id.

Action: Set the `DELAY` to be less than or equal to the delay of the message with the given relative message id. If the `TOP` option is used the delay must be less than or equal to the delay of all the messages in the queue.

DIA-25212: invalid PRIORITY specified when using sequence deviation

Cause: The `PRIORITY` specified in the enqueue is less than the priority of the message with the given relative message id.

Action: Set the `PRIORITY` to be less than the delay of the message with the given relative message id. If the `TOP` option is used the priority must be greater than or equal to the priority of all the messages in the queue.

DIA-25213: message with specified RELATIVE_MSGID has been dequeued

Cause: The message specified by the `RELATIVE_MSGID` field in the sequence deviation `BEFORE` option has been dequeued.

Action: n/a

DIA-25214: cannot specify delay or expiration for enqueue to exception queue

Cause: A message was enqueued to the exception queue with either delay or expiration specified.

Action: Enqueue a message without delay or expiration.

DIA-25215: user_data type and queue type do not match

Cause: A user tries to enqueue an object to a queue that was created for objects of different type.

Action: Try enqueue again with an object of the right type.

DIA-25216: invalid recipient, either NAME or ADDRESS must be specified

Cause: Both attributes, NAME and ADDRESS, were specified null for one of the recipients in the recipient list.

Action: Specify a non-null NAME or ADDRESS for the recipient.

DIA-25217: enqueue failed, visibility must be IMMEDIATE for queue *string.string*

Cause: An attempt was made to enqueue to a non-persistent queue without setting visibility to IMMEDIATE.

Action: Set visibility to IMMEDIATE.

DIA-25218: enqueue failed, delay must be zero for queue *string.string*

Cause: An attempt was made to enqueue to a non-persistent queue with delay greater than zero seconds.

Action: Set delay to zero.

DIA-25219: enqueue failed, sequence deviation not allowed for queue *string.string*

Cause: An attempt was made to enqueue to a non-persistent queue with sequence deviation specified.

Action: Do not specify sequence deviation.

DIA-25220: enqueue failed, signature not specified for a non-repudiable queue

Cause: An attempt was made to enqueue to a non-repudiable queue without specifying the signature

Action: Give the signature

DIA-25221: enqueue failed, signature specified queue not supporting non-repudiation

Cause: An attempt was made to enqueue to a queue specifying the signature for a queue not supporting non-repudiation

Action: Remove the signature

DIA-25222: enqueue failed, complete sender info. not provided for a queue supporting non-repudiation

Cause: An attempt was made to enqueue to a queue without giving the complete sender information (name) for a queue supporting non-repudiation

Action: Provide the sender information

DIA-25223: user_data type used is not supported

Cause: An attempt was made to enqueue data into a non persistent queue that is of a type other than the supported raw or object type.

Action: Enqueue the message again with data of raw or object type.

DIA-25224: sender name must be specified for enqueue into secure queues

Cause: An attempt was made to enqueue into a secure queue without specifying a sender name.

Action: Enqueue the message with sender name specified.

DIA-25225: invalid value *string*, DEQUEUE_MODE should be REMOVE or BROWSE or LOCKED

Cause: An invalid parameter has been specified for DEQUEUE_MODE.

Action: Specify either REMOVE, BROWSE or LOCKED.

DIA-25226: dequeue failed, queue *string.string* is not enabled for dequeue

Cause: The queue has not been enabled for dequeue.

Action: Enable the queue using START_QUEUE.

DIA-25227: Propagation job *string* doesn't exist

Cause: The job doesn't exist in AQ\$_SCHEDULES or cache.

Action: n/a

DIA-25228: timeout or end-of-fetch during message dequeue from *string.string*

Cause: User-specified dequeue wait time has passed or the end of the queue has been reached but no message has been retrieved.

Action: Try dequeue again with the appropriate WAIT_TIME or the FIRST_MESSAGE option.

DIA-25229: error on transformation of message *string string*

Cause: There was an error when transforming a message at enqueue, dequeue or propagation time.

Action: Correct the transformation function.

DIA-25230: invalid value *string*, WAIT should be non-negative

Cause: A negative value has been specified for WAIT.

Action: specify a non negative value or FOREVER.

DIA-25231: cannot dequeue because CONSUMER_NAME not specified

Cause: A user tried to dequeue from a queue that has been created for multiple consumers but a CONSUMER_NAME was not been specified in the dequeue options.

Action: Specify the CONSUMER_NAME in the dequeue options.

DIA-25232: duplicate recipients specified for message

Cause: An enqueue was performed with duplicate queue agents in the recipients parameter.

Action: Remove the duplicate queue agent and retry the call.

DIA-25233: invalid parameter specified for NAVIGATION

Cause: An invalid parameter has been specified for NAVIGATION.

Action: Choose one of FIRST_MESSAGE, NEXT_MESSAGE or NEXT_TRANSACTION. Use FIRST_MESSAGE for dequeuing the first message that satisfies the criterion, NEXT_MESSAGE for dequeuing the next message that satisfies the criterion and NEXT_TRANSACTION for moving to a set of messages enqueued by another transaction.

DIA-25234: NEXT_TRANSACTION navigation option invalid for queue table *string.string*

Cause: The NEXT_TRANSACTION navigation option was used in a dequeue from a queue in a queue table that was not created for transactional grouping.

Action: Specify either FIRST_MESSAGE or NEXT_MESSAGE as the navigation option. If you want to dequeue messages using transactional grouping create the queue in a queue table that has transactional grouping enabled.

DIA-25235: fetched all messages in current transaction from *string.string*

Cause: The NEXT_TRANSACTION navigation option was used in a dequeue when there were no more messages that belong to the same transaction.

Action: Use the NEXT_TRANSACTION navigation option to move to the next also use the FIRST_MESSAGE option to start from the head of the queue again.

DIA-25236: buffer too small for user data

Cause: The variable or buffer used for the out parameter payload is too small for the user data dequeued.

Action: Increase the size of the buffer or the size of the variable. Maximum size allowed is 32K.

DIA-25237: navigation option used out of sequence

Cause: The NEXT_MESSAGE or NEXT_TRANSACTION option was specified after dequeuing all the messages.

Action: Reset the dequeuing position using the FIRST_MESSAGE navigation option and then specify the NEXT_MESSAGE or NEXT_TRANSACTION option.

DIA-25238: too many recipients specified for message destination *string*

Cause: An ENQUEUE was performed with more than 32 recipients for the given destination (address).

Action: Reduce the number of recipients to 32 or less, and retry the call.

DIA-25239: message ID not supplied when dequeuing from exception queue *string.string*

Cause: An attempt was made to dequeue from a release 8.0-compatible exception queue without including a message ID in the dequeue options.

Action: Check the application to ensure that the queue name has been specified correctly. If the queue name is correct supply a message ID when dequeuing from a release 8.0-compatible exception queue. Otherwise, upgrade the queue_table containing the queue to release 8.1-compatible using the DBMS_AQADM.MIGRATE_QUEUE_TABLE procedure.

DIA-25240: message ID and dequeue condition/correlation ID specified in dequeue options

Cause: An attempt was made to dequeue by including both a message ID and a dequeue condition/correlation ID in the dequeue options. In the dequeue options, you are permitted to specify either message ID or dequeue condition/correlation ID, or neither.

Action: To dequeue a message, specify a message ID or a dequeue condition/correlation ID in the dequeue options, but do not specify both. If you want to dequeue in the queue's sort order, then do not specify either the message ID or dequeue condition/correlation ID in the dequeue options.

DIA-25241: cannot change correlation ID from *string* to *string* without FIRST_MESSAGE option

Cause: An attempt was made to change the correlation ID while using the NEXT_MESSAGE or NEXT_TRANSACTION option for dequeuing.

Action: To use a correlation ID that is different from the previous dequeue call, reset the dequeuing position by using the FIRST_MESSAGE navigation option.

DIA-25242: cannot change subscriber name from *string* to *string* without FIRST_MESSAGE option

Cause: An attempt was made to change the subscriber name while using the NEXT_MESSAGE or NEXT_TRANSACTION option for dequeuing.

Action: To use a subscriber name that is different from the previous dequeue call, reset the dequeuing position by using the FIRST_MESSAGE navigation option.

DIA-25243: CONSUMER_NAME cannot be specified when dequeuing from exception queue *string.string*

Cause: An attempt was made to dequeue from an exception queue by specifying the CONSUMER_NAME in the dequeue options. CONSUMER_NAME can only be specified when dequeuing from a normal queue created for multiple consumers.

Action: Specify only the message id in the dequeue options to dequeue a message from an exception queue.

DIA-25244: dequeue index key not found, QUEUE *string*, rowid *string*

Cause: An internal error was encountered. There may be an inconsistency in the queue table index.

Action: Contact your Oracle customer support representative. You may need to provide the trace file and information about reproducing the error.

DIA-25245: agent name cannot be specified if address is a single-consumer queue or an exception queue

Cause: The agent name for the agent in the LISTEN call was specified when the agent address was a single-consumer queue or an exception queue.

Action: Do not specify the agent name.

DIA-25246: listen failed, the address *string* is an 8.0 style exception queue

Cause: An 8.0 style exception queue was specified in the agent-list for the LISTEN call.

Action: Specify a normal 8.0 style queue or an 8.1 style queue in the agent-list.

DIA-25247: *string* is not a recipient of specified message

Cause: The consumer name specified in the dequeue options is not a recipient of the message specified by the message id.

Action: Ensure that the agent specified by the consumer name is a recipient of the message specified by the message id.

DIA-25248: duplicate agent specified in the agent list

Cause: An agent was specified more than once in the agent list of the LISTEN call.

Action: Remove the duplicate agent specification(s), and retry the call.

DIA-25249: dequeue failed, dequeue not allowed for queue *string.string*

Cause: An attempt was made to dequeue from a non-persistent queue.

Action: Dequeue from a different queue.

DIA-25250: Cannot specify a remote recipient for the message

Cause: A recipient for the message enqueued to a non-persistent queue had a non-local address.

Action: Do not specify the address field or specify the queue which is the target of the enqueue

DIA-25251: exceeded maximum number of recipients for message

Cause: An attempt was made to issue an ENQUEUE call that exceeded the the maximum number (1024) of recipients per message.

Action: Reduce the number of recipients to 1024 or less, and retry the call.

DIA-25252: listen failed, the address *string* is a non-persistent queue

Cause: A non-persistent queue was specified as an address for an agent in the LISTEN call.

Action: Specify a normal queue as address for the agent, and retry the the LISTEN call.

DIA-25253: listen failed, queue *string.string* is not enabled for dequeue

Cause: An attempt was made to specify a queue that is not enabled for dequeue in a LISTEN call.

Action: Enable the queue for dequeue using START_QUEUE, and retry the LISTEN call.

DIA-25254: time-out in LISTEN while waiting for a message

Cause: The specified wait time has elapsed and there were no messages for any of the agents in the agent-list.

Action: Try the LISTEN call with an appropriate time-out.

DIA-25255: incorrect subscription string *string*

Cause: An incorrect subscription string was specified with OCIRegister.

Action: Specify a subscription string using the [CONSUMER:]SCHEMA.QUEUE form.

DIA-25256: consumer cannot be specified with a single-consumer queue or an exception queue

Cause: An attempt was made to specify a consumer in the subscription string when registering for notification on a single-consumer queue or an exception queue.

Action: Do not specify the consumer in the subscription string.

DIA-25257: consumer must be specified with a multi-consumer queue

Cause: An attempt was made to register on a multi-consumer queue without specifying a consumer in the subscription string.

Action: Specify a consumer in the subscription string.

DIA-25258: cannot register for notifications on an 8.0 style exception queue

Cause: An attempt was made to specify an 8.0 style exception queue in the subscription string of OCIRegister.

Action: Specify a normal queue or a non-persistent queue.

DIA-25259: cannot specify protocol for agent

Cause: The user specified the protocol attribute for an agent in the agent list.

Action: Do not specify the protocol attribute of the agent object type.

DIA-25260: AQ latch cleanup testing event

Cause: N/A.

Action: event used for AQ statistics latch cleanup testing.

DIA-25261: JOB_QUEUE_PROCESSES must be at least 2 for AQ propagation

Cause: AQ Propagator encountered a setting for JOB_QUEUE_PROCESSES that is insufficient for AQ propagation.

Action: Set the number of JOB_QUEUE_PROCESSES to at least 2 for AQ propagation.

DIA-25262: agent name cannot be NULL if address is a multi-consumer queue

Cause: The name for the agent in the LISTEN call was not specified when the agent address was a multi-consumer queue.

Action: Specify a non-NULL name for the agent.

DIA-25263: no message in queue *string.string* with message ID *string*

Cause: An attempt was made to dequeue a message with a specific message ID, but no such message exists in the queue.

Action: Try dequeue again with a valid message ID.

DIA-25264: cant get signature for this queue

Cause: An attempt was made to dequeue the signature from this queue, which is not receiver non-repudiable.

Action: Try dequeue again without the get signature option

DIA-25265: specified signature for a queue which does not support receiver non-repudiation

Cause: An attempt was made to dequeue the message from a queue which does not support receiver non-repudiation, but the signature was specified for verification

Action: Try dequeue again without the signature

DIA-25266: didnt try to dequeue by message id. with the signature

Cause: The signature was specified for a queue, but the dequeue was not done by message id.

Action: Try dequeue again by message id.

DIA-25267: didnt specify the signature for a receiver non-repudiable queue

Cause: The signature was not specified for a receiver non-repudiable queue

Action: Try dequeue again along with the signature

DIA-25268: didnt dequeue in browse mode with get signature option

Cause: The dequeue was not performed in browse mode with get signature option

Action: Try dequeue again in browse mode

DIA-25269: cant specify signature with get signature option

Cause: The signature is not required for the dequeue with get signature option

Action: Try dequeue again without the signature in dequeue options

DIA-25270: sender info does not match with the actual sender of the message

Cause: The sender info. and the message id. do not match

Action: Provide the right sender info. Try dequeue again without the signature in dequeue options

DIA-25271: queue table not found for the given queue

Cause: The queue table does not exist for the given queue

Action: Provide the right queue name

DIA-25272: Signature does not exist for the given reciever and message id.

Cause: Signature does not exist for the given reciever and message id.

Action: Check the message id. and the reciever's information

DIA-25273: AQ QMN process alternate cleanup event

Cause: N/A.

Action: event used for AQ QMN alternate cleanup mode.

DIA-25274: AQ Buffered Queue event

Cause: N/A.

Action: event used for AQ Buffered Queue mode.

DIA-25276: table specified is not a queue table

Cause: An invalid queue table name is specified.

Action: Check the dictionary views to see if the table is a queue table.

DIA-25277: cannot grant or revoke object privilege on release 8.0 compatible queues

Cause: An attempt was made to grant or revoke object privilege on release 8.0 style queues.

Action: Convert the release 8.0 compatible queue table to release 8.1 compatible using DBMS_AQADM.MIGRATE_QUEUE_TABLE before granting or revoking object privilege.

DIA-25278: grantee name cannot be NULL

Cause: An attempt was made to specify NULL for the grantee parameter.

Action: Specify a valid grantee parameter.

DIA-25279: dequeue as select not supported before 8.2

Cause: Dequeue as select not supported before 8.2.

Action: Dont use select condition while dequeuing

DIA-25280: complete sender information not provided to non-repudiate sender

Cause: complete sender information not provided to non-repudiate sender

Action: Provide the complete sender information

DIA-25281: complete reciever information not provided to non-repudiate reciever

Cause: complete reciever information not provided to non-repudiate reciever

Action: Provide the complete reciever information

DIA-25282: message id. not provided for non-repudiation

Cause: message id. was not provided

Action: Provide the message id.

DIA-25283: either agent's name or address needed for non-repudiation

Cause: neither agent's name nor address provided for non-repudiation"

Action: Provide the agent info.

DIA-25284: Invalid value *string* for *string*

Cause: An Invalid value or NULL was specified for the parameter.

Action: Check the documentation for valid values.

DIA-25285: Invalid value *string* for array_mode

Cause: An Invalid value or NULL was specified for the array_mode.

Action: Check the documentation for valid values.

DIA-25286: Invalid number of elements in the message properties array

Cause: Number of elements in the message properties array do not match the number of elements in the payload array.

Action: Create a message property array with one element (that applies for all the elements in the payload array) or create a message property array with the same number of elements as there are in the payload array.

DIA-25287: Invalid value *string*, *string* should be non-negative

Cause: An Invalid value or NULL was specified for the parameter.

Action: Specify a non negative integer.

DIA-25288: AQ HTTP propagation encountered error, status-code *number*, *string*

Cause: AQ propagation's HTTP request to the propagation servlet at the specified address encountered an error

Action: Specify a valid address in the connect string of the propagation destination dblink, the dblink user has the correct permissions, check if the AQ propagation servlet was properly installed.

DIA-25289: Buffer Already Exists

Cause: Buffer already exists for the specified queue.

Action: None

DIA-25290: Cannot complete operation on queue *string* with existing messages

Cause: Queue already has messages. Cannot complete operation

Action: Truncate the queue before adding/dropping a buffer

DIA-25291: Buffer does not exist for the specified queue

Cause: Buffer does not exist for the specified queue

Action: Operation on the buffer cannot be performed. create the buffer

DIA-25292: Buffer operations are not supported on the queue

Cause: Buffer operations are not supported on the specified queue type

Action: Buffered operations are only supported on to 8.1 style queues, which do not have transaction grouping.

DIA-25293: Lob attributes must be null for buffered operations

Cause: Enqueue of a buffered message with a non-null lob attribute was attempted

Action: Set the lob attributes to null before enqueueing the buffered message

DIA-25294: Cannot propagate user buffered messages to a database with version lower than 10.2

Cause: Propagation of user buffered messages was attempted to a database with version lower than 10.2.

Action: Do not propagate buffered messages to the database.

DIA-25295: Subscriber is not allowed to dequeue buffered messages

Cause: Subscriber is only allowed to dequeue persistent messages

Action: Drop the subscriber and re-create it, or dequeue only persistent messages for the subscriber

DIA-25296: Queue Table *string* has a buffered queue *string*

Cause: Buffered message was enqueued by specifying delay or sequence deviation.

Action: Do not specify delay of sequence deviation when enqueueing buffered messages.

DIA-25298: Only immediate visibility mode supported for buffered message enqueue or dequeue

Cause: A visibility of dbms_aq.ON_COMMIT was supplied with the buffered message enqueue or dequeue

Action: Supply a visibility of dbms_aq.IMMEDIATE

DIA-25299: Invalid message delivery_mode

Cause: Invalid value was specified for delivery mode

Action: Specify dbms_aq.BUFFERED or dbms_aq.PERSISTENT during Enqueue or dbms_aq.BUFFERED, dbms_aq.PERSISTENT or dbms_aq.PERSISTENT_OR_BUFFERED during Dequeue and Listen.

DIA-25300: Cannot drop buffer for queue with buffered subscribers

Cause: Cannot drop buffer for queue with buffered subscribers

Action: Either drop buffered subscribers or forcibly drop the buffer

DIA-25301: Cannot enqueue or dequeue user buffered messages to a database with version lower than 10.2

Cause: Enqueue or dequeue of user buffered messages was attempted to queues in a database with version lower than 10.2.

Action: Do not attempt to enqueue or dequeue user buffered messages.

DIA-25302: Operation not possible for non-buffered queue *string*

Cause: Last enqd/ackd message is only supported for buffered queues

Action: The operation is not supported.

DIA-25303: Buffered operation allowed only on the owner instance

Cause: Operation was not performed on the owner instance.

Action: Perform operation on the owner instance.

DIA-25304: Cannot use priority order queues for capture LCRs

Cause: Capture LCRs can only use commit time or enqueue time ordered queues.

Action: Use the appropriate type of queue for captured LCRs.

DIA-25305: enqueue failed, expiration must be zero for queue *string.string*

Cause: An attempt was made to enqueue to a buffered queue with expiration greater than zero seconds.

Action: Set expiration to zero.

DIA-25306: Cannot connect to buffered queue's owner instance

Cause: cannot connect to the owner instance of the buffered queue

Action: set listener information in REMOTE_LISTENERS or LOCAL_LISTENERS initialization parameter.

DIA-25307: Enqueue rate too high, flow control enabled

Cause: Subscribers could not keep pace with the enqueue rate.

Action: Try enqueue after waiting for some time.

DIA-25310: Subscriber is Notification only; dequeue not supported

Cause: Notification only subscribers are not allowed to dequeue.

Action: Recreate subscriber if necessary.

DIA-25311: *string* not supported for non-persistent queue

Cause: Specified QOS is not supported for non-persistent queues.

Action: Specify the right QOS.

DIA-25312: Cannot specify nonzero sender protocol

Cause: Sender protocol was specified during an enqueue operation.

Action: Specify the enqueue sender protocol as null or zero.

DIA-25313: a queue may not subscribe to itself for propagation

Cause: The specified subscriber had a NULL name and an address equal to the queue name.

Action: Provide a valid subscriber and retry the operation.

DIA-25314: a commit-time queue table cannot be migrated to 8.0

Cause: An attempt was made to migrate a commit-time queue table to an unsupported compatibility level.

Action: Provide an appropriate compatibility level, and retry the operation.

DIA-25315: unsupported configuration for propagation of buffered messages

Cause: An attempt was made to propagate buffered messages with the database link pointing to an instance in the destination database which is not the owner instance of the destination queue.

Action: Use queue to queue propagation for buffered messages.

DIA-25316: Late in the current transaction to begin an Enqueue/Dequeue operation

Cause: Check if the Enqueue/Dequeue operation is performed via triggers on Materialized Views which isn't supported.

Action: Triggers on materialized views aren't supported. Workarounds are on-demand materialized views or execution of trigger code within an autonomous txn.

DIA-25317: Propagation stopped because of instance shutdown

Cause: A propagation job has stopped because the instance is shutting down.

Action: No user action is required.

DIA-25318: Propagation stopped because of instance affinity change

Cause: A propagation job has stopped because its instance affinity has changed.

Action: No user action is required. The job will restart on the appropriate instance.

DIA-25319: Queue table repartitioning aborted

Cause: During instance restart in an Oracle RAC environment, queue table repartitioning aborted due to errors.

Action: Look at the incident generated for this error and report the problem to Oracle Support Services.

DIA-25320: Failed to create, alter, or remove Subscriber

Cause: There is a pending enqueue or dequeue operation on this queue from the same session.

Action: Either COMMIT or ROLLBACK pending enqueue or dequeue operation before attempting to create, alter, or remove the subscriber.

DIA-25321: enqueue failed, user property specified but queue *string.string* is not an 8.1 style queue

Cause: user properties can only be specified when enqueueing into 8.1 style queues.

Action: Specify an 8.1 style queue or pass user property as NULL.

DIA-25322: message priority is out of range

Cause: The message priority range of 0 to 9 was exceeded.

Action: Set the message priority in the range of 0 to 9.

DIA-25326: Array *string* operation failed for message at index *string*

Cause: Array operation fails for the message at specified index. Look at the remainder of the error stack to see what the problem was.

Action: Fix cause of error and retry array operation.

DIA-25327: Array size is invalid

Cause: Array size must be a positive, non-zero integer.

Action: Use corrected array size and retry array operation.

DIA-25328: *string* argument size *string* is smaller than array size

Cause: The size of the argument is smaller than the given array size.

Action: Lower array size or use a larger sized input argument.

DIA-25329: AQ array operations not allowed on 8.0 queues

Cause: An array enqueue/dequeue was attempted on an 8.0 queue.

Action: Use single enqueue/dequeue with this queue.

DIA-25330: PL/SQL associative arrays may not be used with AQ array operations

Cause: A PL/SQL associative array was provided for the payload parameter in an enqueue/dequeue array operation.

Action: Use VARRAY or NESTED TABLE types with AQ array operations.

DIA-25331: cannot downgrade because there are commit-time queue tables

Cause: An attempt was made to downgrade a database that has commit-time queue tables.

Action: Drop all commit-time queue tables before attempting the downgrade.

DIA-25332: Invalid release value *string* for queue table compatible parameter

Cause: The release level given for the queue table compatible parameter is invalid

Action: Specify a valid release value for the queue table compatible parameter

DIA-25333: Buffered Queue to Queue propagation did not connect to the correct instance

Cause: Queue to Queue propagation for buffered messages didn't connect to the correct instance, most likely because service was not started for the destination queue.

Action: No user action is required. Propagation will start the service for the destination queue and retry.

DIA-25334: Buffered propagation must restart as the destination queue was recreated/moved

Cause: Buffered propagation destination queue was recreated or its ownership was moved to another instance during propagation.

Action: No user action is required. Propagation will reinitialize its metadata and retry.

DIA-25335: AQ array operations not allowed for buffered messages

Cause: An array enqueue/dequeue was attempted for buffered messages

Action: Use single enqueue/dequeue for buffered messages or an array size of one.

DIA-25336: Cannot contact instance *string* during Streams AQ operation

Cause: The specified instance was not responding to AQ requests.

Action: Set parameter `aq_tm_processes` to a non-zero value. If the problem persists, contact Oracle Support Services.

DIA-25337: Cannot propagate in queue-to-queue mode to a database with version lower than 10.2

Cause: Remote subscriber with `queue_to_queue` mode set to TRUE was added. The remote subscriber is on a database version lower than 10.2. Propagation was scheduled to a destination database with version lower than 10.2.

Action: Remove the remote subscriber with `queue_to_queue` mode and add the subscriber back with `queue_to_queue` set to FALSE. Unschedule the queue-to-queue propagation and schedule propagation in queue-to-dblink mode.

DIA-25338: operation '*string*' is not allowed for sync_capture '*string*'

Cause: An attempt was made to execute the specified operation for a `sync_capture` process.

Action: Remove the offending call.

DIA-25339: STREAMS '*string*' must be sync_capture

Cause: The specified capture STREAMS did not exist or was not a `sync_capture` process.

Action: Remove the offending call.

DIA-25340: must use commit-time queue for sync_capture

Cause: An attempt was made to create a `sync_capture` without using a commit-time queue.

Action: Rerun statement with a commit-time queue.

DIA-25341: sync_capture does not support "*string*".*string*" because of the following reason:

Cause: `sync_capture` encountered a table with an unsupported property. The most common reason is an unsupported column data type.

Action: Revise the Capture rules to skip over the table in question. One option is to remove the rule that captures changes from the unsupported table. Check DBA_STREAMS_TABLE_RULES to determine the rule on the table specified in the error. Also query the DBA_STREAMS_UNSUPPORTED view to determine which tables are not supported by STREAMS and for what reason. For potential workarounds to certain unsupported properties, see Metalink.

DIA-25342: cannot downgrade because there are apply processes for user buffered messages

Cause: An attempt was made to downgrade a database that has apply process for user-buffered messages.

Action: Drop all the apply processes for user-buffered messages before attempting the downgrade.

DIA-25343: Streams error queue cannot be exported

Cause: An attempt was made to export a database that has apply errors.

Action: Delete or reexecute errors before attempting the export.

DIA-25344: statement has bind variables

Cause: Current API could not handle a statement with bind variables.

Action: Use alternative API which handles bind variables.

DIA-25345: requested AQ minimum Oracle Streams Pool size *string* greater than Oracle Streams Pool size *string*

Cause: The minimum value requested for the Oracle Streams Advanced Queuing (AQ) pool size was greater than the Oracle Streams pool size.

Action: Set the minimum value for the Oracle Streams AQ pool size to less than or equal to the Oracle Streams pool size.

DIA-25346: requested AQ maximum Oracle Streams Pool size *string* less than AQ minimum Oracle Streams Pool size *string*

Cause: The maximum value requested for the Oracle Streams Advanced Queuing (AQ) pool size was less than the minimum value of the Oracle Streams (AQ) pool size.

Action: Set the maximum value for the Oracle Streams AQ pool size to greater than or equal to the minimum value of the Oracle Streams AQ pool size.

DIA-25350: maximum number of concurrent transaction branches exceeded

Cause: the limit on the number of concurrent transaction branches has been reached

Action: Increase the INIT.ORA parameter 'transactions' and restart the system.

DIA-25351: transaction is currently in use

Cause: The transaction is currently used by a different session.

Action: Do not switch to a transaction attached to some other session.

DIA-25352: no current transaction

Cause: The user session is not attached to any transaction.

Action: Do not attempt to detach when there is no current transaction.

DIA-25353: branch marked for deletion

Cause: The branch specified cannot be killed immediately because another session is using the branch, but it has been marked for kill. This means it will be deleted as soon as possible after the current uninterruptable operation is completed.

Action: No action is required for the branch to be deleted.

DIA-25401: can not continue fetches

Cause: A failure occurred since the last fetch on this statement. Failover was unable to bring the statement to its original state to allow continued fetches.

Action: Reexecute the statement and start fetching from the beginning

DIA-25402: transaction must roll back

Cause: A failure occurred while a transaction was active on this connection.

Action: The client must roll back.

DIA-25403: could not reconnect

Cause: The connection to the database has been lost, and attempts to reconnect have failed.

Action: Manually reconnect.

DIA-25405: transaction status unknown

Cause: A failure occurred while a transaction was attempting to commit. Failover could not automatically determine instance status.

Action: The user must determine the transaction's status manually.

DIA-25406: could not generate a connect address

Cause: Failover was unable to generate an address for a backup instance.

Action: Contact Oracle customer support.

DIA-25407: connection terminated

Cause: The connection was lost while doing a fetch.

Action: This is an internally used error message and should not be seen by the user.

DIA-25408: can not safely replay call

Cause: The connection was lost while doing this call. It may not be safe to replay it after failover.

Action: Check to see if the results of the call have taken place, and then replay it if desired.

DIA-25409: failover happened during the network operation, cannot continue

Cause: The connection was lost when fetching a LOB column.

Action: Failover happened when fetching LOB data directly or indirectly. Please replay the top level statement.

DIA-25410: Application requested failover retry

Cause: The application failover callback requested failover retry.

Action: None. Informational only.

DIA-25411: transaction replay was not successful

Cause: Replay was not able to restore the transaction state to match the pre-failover state.

Action: Manually determine if it is safe to resubmit the transaction.

DIA-25412: transaction replay disabled by call to *string*

Cause: The application called an Oracle Call Interface (OCI) function that is not supported with transactional failover.

Action: Manually recover the pending transaction.

DIA-25413: transaction replay disabled by user request

Cause: The application explicitly disabled transaction replay by setting attribute OCI_ATTR_TRANSACTIONAL_TAF=FALSE.

Action: This message is informational only.

DIA-25414: Uncommitted transaction detected after TAF callback.

Cause: The Transparent Application Failover (TAF) callback started a transaction and did not commit or rollback prior to exiting.

Action: End the transaction with a COMMIT or a ROLLBACK prior to exiting the TAF callback.

DIA-25415: OCI Transaction TAF replay initiation timeout exceeded.

Cause: Oracle Call Interface (OCI) Transaction TAF replay was attempted after REPLAY_INITIATION_TIMEOUT expired. The value for REPLAY_INITIATION_TIMEOUT is configured for the service to which the application is connected.

Action: Manually recover the pending transaction.

DIA-25416: Retry current call

Cause: Failover successfully recovered an in-flight transaction

Action: Re-execute the current call

DIA-25417: replay disabled; call (*string*) too large to record

Cause: Oracle Call Interface (OCI) Application Continuity replay was attempted after a large call that could not be recorded due to excessive memory requirements.

Action: Break up the call into smaller pieces and retry failover, or manually retry the user operation.

DIA-25418: transaction replay disabled by the use of object type in function *string*

Cause: The application used an Oracle Call Interface (OCI) object type that is not supported with transactional failover.

Action: Manually recover the pending transaction.

DIA-25419: transaction replay disabled in function *string* by the use of unsupported type *string*

Cause: The application used an Oracle Call Interface (OCI) type that is not supported with transactional failover.

Action: Manually recover the pending transaction.

DIA-25425: connection lost during rollback

Cause: The connection was lost while issuing a rollback and the application failed over.

Action: The connection was lost and failover happened during rollback. If the transaction is not externally coordinated, then Oracle implicitly rolled back, so no

action is required. Otherwise examine pending_trans\$ to determine if "rollback force" is required.

DIA-25426: remote instance does not support shared dblinks

Cause: A shared dblink is being used to connect to a remote instance that does not support this feature because it is an older version.

Action: Use a normal dblink if you need to connect to this instance.

DIA-25427: cannot downgrade database links after database link data dictionary has been upgraded

Cause: An attempt was made to downgrade after the upgrade of the database link data dictionary.

Action: Drop the database links before attempting the downgrade.

DIA-25428: authentication failure while connecting through database link

Cause: An attempt to connect using the database link failed.

Action: Ensure connection details for the database link are correct.

DIA-25429: Break request cannot be propagated over shared database link.

Cause: No call in progress over shared database link.

Action: No action required. This is an informational message only.

DIA-25430: connected user database links are not supported in proxy session

Cause: A connected user database link is being used to connect to a remote database from a proxy user session.

Action: No action required. This was an informational message only.

DIA-25431: Connection with protocol *string* is disallowed by the outbound_dblink_protocols parameter.

Cause: An attempt to connect using the database link failed because the network protocol used for the database link is disallowed.

Action: Either set the value of the outbound_dblink_protocols initialization parameter appropriately to include the required protocol or change the protocol used by the database link to conform to the protocols allowed by the outbound_dblink_protocols parameter.

DIA-25433: User *string* does not have INHERIT REMOTE PRIVILEGES privilege on connected user *string*.

Cause: An attempt was made to use a connected user database link inside a definer's rights function, procedure or view, and the owner of the function, procedure or view lacked INHERIT REMOTE PRIVILEGES privilege on the connected user.

Action: Either do not start the function, procedure or view, or grant the owner of the function, procedure or view INHERIT REMOTE PRIVILEGES privilege on the connected user.

DIA-25434: Connected user database link usage by the common user *string* is not allowed.

Cause: The COMMON_SCHEMA_ACCESS lockdown profile feature was disabled.

Action: Either do not use the database link as a common user or have the administrator enable COMMON_SCHEMA_ACCESS lockdown profile feature.

DIA-25436: invalid table alias: *string*

Cause: An attempt to evaluate was made, which failed because one of the table values specified had an invalid alias.

Action: Check the valid table aliases in the evaluation context, and try again with a valid alias.

DIA-25437: duplicate table value for table alias: *string*

Cause: An attempt to evaluate was made, which failed because some of the table values specified had the same table alias.

Action: Check the table values specified, and try again with only one value per table.

DIA-25438: invalid variable name: *string*

Cause: An attempt to evaluate was made, which failed because one of the variable values specified had an invalid name.

Action: Check the valid variable names in the evaluation context, and try again with a valid name.

DIA-25439: duplicate variable value for variable: *string*

Cause: An attempt to evaluate was made, which failed because some of the variable values specified had the same variable name.

Action: Check the variable names specified, and try again with only one value per variable.

DIA-25440: invalid table alias: *string*

Cause: An attempt to evaluate was made, which failed because one of the column values specified had an invalid table alias.

Action: Check the valid table aliases in the evaluation context, and try again with a valid name.

DIA-25441: duplicate column value for table alias: *string*

Cause: An attempt to evaluate was made, which failed because one of the column values supplied a value for a table alias, which already had a table value supplied.

Action: Check the table and column values specified, and try again with either a table value or column values for each table alias.

DIA-25442: too many column values for table alias: *string*

Cause: An attempt to evaluate was made, which failed because too many column values were supplied for the specified table alias.

Action: Check the column values specified, and try again with the right number of column values.

DIA-25443: duplicate column value for table alias: *string*, column number: *string*

Cause: An attempt to evaluate was made, which failed because duplicate column values were supplied for the specified table alias and column number.

Action: Check the column values specified, and try again with only one column value for each table alias, and column number.

DIA-25444: invalid ROWID: *string* for table alias: *string*

Cause: An attempt to evaluate was made, which failed because an invalid ROWID was supplied for the specified table alias.

Action: Check the column values specified, and try again with only one column value for each table alias, and column number.

DIA-25445: invalid column number: *string* for table alias: *string*

Cause: An attempt to evaluate was made, which failed because an invalid column number was supplied for the specified table alias as a part of a column value.

Action: Check the column values specified, and try again with a valid column number.

DIA-25446: duplicate column value for table alias: *string*, column: *string*

Cause: An attempt to evaluate was made, which failed because duplicate column values were supplied for the specified table alias and column name.

Action: Check the column values specified, and try again with only one column value for each table alias, and column name.

DIA-25447: encountered errors during evaluation of rule *string.string*

Cause: An attempt to evaluate was made, which failed during the evaluation of the specified rule.

Action: Check the rule and the values passed to evaluate, and try again with valid values.

DIA-25448: The *string string.string* has errors.

Cause: An attempt to load the specified rule or expression failed due to errors in the rule or expression.

Action: Check the rule or expression and retry the operation.

DIA-25449: invalid variable name: *string*

Cause: An attempt to evaluate was made, which failed because one of the attribute values specified had an invalid variable name.

Action: Check the valid variable names in the evaluation context, and try again with a valid name.

DIA-25450: error *string* during evaluation of rule set *string.string*

Cause: The specified error occurred during evaluation of the rule set.

Action: Check the error and take appropriate action.

DIA-25451: too many attribute values for variable: *string*

Cause: An attempt to evaluate was made, which failed because too many attribute values were supplied for the specified variable.

Action: Check the attribute values specified, and try again with the right number of attribute values.

DIA-25452: duplicate attribute value for variable: *string*, attribute: *string*

Cause: An attempt to evaluate was made, which failed because duplicate attribute values were supplied for the specified variable and attribute name.

Action: Check the attribute values specified, and try again with only one attribute value for each variable, and attribute name.

DIA-25453: invalid iterator: *string*

Cause: An attempt to get rule hits or to close an iterator was made, which failed because an invalid iterator was passed in.

Action: Check the iterator, and try again with a valid iterator.

DIA-25454: error during evaluation of rule set: *string.string* for iterator: *string*

Cause: An attempt to get rule hits for an iterator was made, which failed because of an error in evaluation of the specified rule set.

Action: Check the validity of the rule set and try again.

DIA-25455: evaluation error for rule set: *string.string*, evaluation context: *string.string*

Cause: An attempt to evaluate the specified rule set using the evaluation context specified failed due to some errors.

Action: Check additional errors signalled to determine the problem.

DIA-25456: rule set was modified or evaluation terminated for iterator: *string*

Cause: An attempt to get rule hits was made, which failed because the underlying rule set was modified after the iterator was returned.

Action: Try again after re-evaluating the rule set.

DIA-25457: evaluation function *string* returns failure

Cause: The specified evaluation function returned a failure during evaluation, causing evaluation to terminate.

Action: Check arguments to evaluate and retry.

DIA-25458: Value not supplied for *string string*

Cause: Variable or table column values were not supplied for evaluation.

Action: Supply all the required variable and column data points for Independent Expression Evaluation.

DIA-25459: Data conversion for *string string* failed

Cause: The attempt to convert data to the data type of the variable or column failed.

Action: Supply the correct data for variable or column.

DIA-25461: rule set not specified

Cause: An attempt to evaluate was made, which failed because the ruleset name specified was null.

Action: Check the rule set name, and try again with a valid name.

DIA-25462: evaluation context not specified

Cause: An attempt to evaluate was made, which failed because the evaluation context specified was null.

Action: Check the evaluation context name, and try again with a valid name.

DIA-25463: table alias not specified

Cause: An attempt to evaluate was made, which failed because one of the table values specified had a NULL alias name.

Action: Check the list of table values, and try again with a valid alias name.

DIA-25464: ROWID not specified for table alias: *string*

Cause: An attempt to evaluate was made, which failed because the table value for the specified table alias had a NULL ROWID.

Action: Check the list of table values, and try again with a valid ROWID.

DIA-25465: variable name not specified

Cause: An attempt to evaluate was made, which failed because one of the variable values specified had a NULL variable name.

Action: Check the list of variable values, and try again with a valid variable name.

DIA-25466: data not specified for variable name: *string*

Cause: An attempt to evaluate was made, which failed because the variable value for the specified variable name had NULL data.

Action: Check the list of variable values, and try again with valid data.

DIA-25467: table alias not specified

Cause: An attempt to evaluate was made, which failed because one of the column values specified had a NULL alias name.

Action: Check the list of column values, and try again with a valid alias name.

DIA-25468: column name not specified for alias: *string*

Cause: An attempt to evaluate was made, which failed because one of the column values for the specified alias name had a NULL column name.

Action: Check the list of column values, and try again with a valid column name.

DIA-25469: data not specified for alias: *string* column name: *string*

Cause: An attempt to evaluate was made, which failed because the column value for the specified alias and column name had NULL data.

Action: Check the list of column values, and try again with valid data.

DIA-25470: duplicate attribute value for variable: *string*

Cause: An attempt to evaluate was made, which failed because one of the attribute values supplied a value for a variable, which already had a variable value supplied.

Action: Check the variable and attribute values specified, and try again with either a variable value or attribute values for each variable.

DIA-25471: attribute name not specified for variable: *string*

Cause: An attempt to evaluate was made, which failed because one of the attribute values for the specified variable had a NULL attribute name.

Action: Check the list of attribute values, and try again with a valid attribute name.

DIA-25472: maximum open iterators exceeded

Cause: The open rule hit iterators in the session exceeded $2 * OPEN_CURSORS$.

Action: Close some rule hit iterators.

DIA-25473: cannot store *string* in rule action context

Cause: The user attempted to put unsupported data types, such as LOBs and evolved ADTs, into the rule action context.

Action: Use only supported data types in rule action context.

DIA-25476: use pre-5523578 behaviour when looking up enabled roles

Cause: N/A

Action: Derive the enabled roles under the rules engine using the old method that existed before the fix to bug 5523578.

DIA-25500: database is not open

Cause: Database must be open to perform ALTER SYSTEM QUIESCE RESTRICTED command.

Action: Open the database and retry this command.

DIA-25501: ALTER SYSTEM QUIESCE RESTRICTED command failed

Cause: Database resource manager failed to change plan.

Action: Look at the alert logs to see detailed description of the error.

DIA-25502: concurrent ALTER SYSTEM QUIESCE/UNQUIESCE command is running

Cause: There is a concurrent ALTER SYSTEM QUIESCE RESTRICTED or ALTER SYSTEM UNQUIESCE command running in the system.

Action: Contact the database administrator who is responsible for the concurrent command.

DIA-25503: cannot open database because the database is being quiesced

Cause: Database cannot be opened because the system is being or has been quiesced.

Action: Open the database after the system has been quiesced.

DIA-25504: the system is already in quiesced state

Cause: Cannot quiesce the system because the system is already quiesced.

Action: n/a

DIA-25505: the system is not in quiesced state

Cause: Cannot unquiesce the system because the system is not in quiesced state.

Action: n/a

DIA-25506: resource manager has not been continuously on in some instances

Cause: Cannot quiesce the system because resource manager has not been continuously on since startup in this or some other instances.

Action: n/a

DIA-25507: resource manager has not been continuously on

Cause: Cannot quiesce the system because resource manager has not been continuously on since startup.

Action: n/a

DIA-25508: database is not mounted

Cause: Database must be mounted to perform ALTER SYSTEM UNQUIESCE command.

Action: Mount the database and retry this command.

DIA-25509: operation on "string"."string".string not allowed

Cause: A column has been added to a replicated table, but replication support processing has not completed.

Action: Wait until replication support processing has completed before updating the column

DIA-25510: quiesce not supported for the root container

Cause: Could not quiesce the root container.

Action: This operation is not supported for the root container.

DIA-25511: quiesce not supported for pluggable databases

Cause: Could not quiesce the pluggable database.

Action: This operation is not supported for pluggable databases.

DIA-25526: bad format of `_DB_MTTR_SIM_TARGET`: *string*

Cause: One value in `_DB_MTTR_SIM_TARGET` is not a valid MTTR.

Action: Alter the value of `_DB_MTTR_SIM_TARGET`.

DIA-25527: bad format of `_DB_MTTR_SIM_TARGET`

Cause: One value in `_DB_MTTR_SIM_TARGET` is empty.

Action: Set the value of `_DB_MTTR_SIM_TARGET` properly.

DIA-25528: too many candidate MTTRs are specified in `_DB_MTTR_SIM_TARGET`

Cause: Too many candidate MTTRs are specified in `_DB_MTTR_SIM_TARGET`.

Action: Alter the value of `_DB_MTTR_SIM_TARGET`.

DIA-25530: `FAST_START_MTTR_TARGET` is not specified

Cause: An attempt to start MTTR advisory was made, which failed because `FAST_START_MTTR_TARGET` was not specified.

Action: Set `FAST_START_MTTR_TARGET`.

DIA-25531: MTTR specified is too small: *string*

Cause: The current `FAST_START_MTTR_TARGET` setting or a candidate MTTR setting is too small for MTTR advisory.

Action: Set a larger `FAST_START_MTTR_TARGET` or candidate MTTR.

DIA-25532: MTTR specified is too large: *string*

Cause: The current `FAST_START_MTTR_TARGET` setting or a candidate MTTR setting is too large for MTTR advisory.

Action: Set a smaller `FAST_START_MTTR_TARGET` or candidate MTTR.

DIA-25533: `FAST_START_IO_TARGET` or `LOG_CHECKPOINT_INTERVAL` is specified

Cause: An attempt to start MTTR advisory was made, which failed because either `FAST_START_IO_TARGET` or `LOG_CHECKPOINT_INTERVAL` was specified.

Action: Set `FAST_START_IO_TARGET` and `LOG_CHECKPOINT_INTERVAL` to 0.

DIA-25950: missing where clause in join index specification\n

Cause: An attempt to create a join index was made, which failed because no valid where clause was found.

Action: Ensure that a where clause with valid join conditions is specified in the create index statement.

DIA-25951: join index where clause cannot contain OR condition\n

Cause: An attempt to create a join index was made, which failed because there was an OR branch in the where clause.

Action: Reformulate the where clause without using ORs.

DIA-25952: join index must only contain inner equi-joins

Cause: An attempt to create a join index was made, which failed because it included a predicate which wasn't an equi-inner join.

Action: Remove the inappropriate predicate.

DIA-25953: join index cannot be a functional index

Cause: An attempt to create a join index was made, which failed because a functional index was requested or necessary (such as is the case for indexing columns using timezone).

Action: Remove any functional indexing columns.

DIA-25954: missing primary key or unique constraint on dimension

Cause: An attempt to create a join index was made, which failed because one or more dimensions did not have an appropriate constraint matching the join conditions.

Action: Ensure that the where clause is correct (contains all of the constraint columns) and that an enforced constraint is on each dimension table.

DIA-25955: all tables must be joined in the where clause

Cause: An attempt to create a join index was made, which failed because one of the tables in the from clause did not appear in the where clause.

Action: Ensure that the where clause contains all from clause tables.

DIA-25956: join index cannot be created on tables owned by SYS

Cause: An attempt to create a join index was made, which failed because one of the tables was owned by SYS.

Action: Ensure that no join index related table is owned by SYS.

DIA-25957: join index where clause cannot contain cycles

Cause: An attempt to create a join index was made, which failed because the where clause contains a cycle.

Action: Ensure that the where clause is in the form of a star or snowflake schema.

DIA-25958: join index where clause predicate may only contain column references

Cause: An attempt to create a join index was made, which failed because a predicate in the where clause contained something other than a simple column.

Action: Ensure that the where clause only contains columns.

DIA-25959: join index must be of the bitmap type

Cause: An attempt to create a join index was made, which failed because no bitmap keyword was used.

Action: Make the index a bitmap index.

DIA-25960: join index cannot be based on a temporary table

Cause: An attempt to create a join index was made, which failed because one of the tables was temporary.

Action: Ensure no underlying tables are temporary.

DIA-25961: join index prevents dml cascade constraint operation

Cause: An attempt to execute dml resulted in the need to perform dml on another table because of a cascade constraint. The join index only allows one of its underlying tables to be modified at a time.

Action: Drop the join index or remove the constraint.

DIA-25962: join index prevents multitable insert or merge

Cause: An attempt to execute an merge or multitable insert on a table that was used to create a bitmap join index was made. Merge and multitable inserts are not supported on tables that were used to create a bitmap join index.

Action: Drop the join index.

DIA-25963: join index must be created on tables

Cause: An attempt to create a join index was made, which failed because the from clause contains non table object.

Action: Ensure that the from clause only contains tables.

DIA-25964: column type incompatible with join column type

Cause: The datatype of the join column is incompatible with the datatype of the joined column.

Action: Select a compatible datatype for the join column.

DIA-25965: fact table must be included in the from clause

Cause: An attempt to create a join index was made, which failed because the from clause does not contain the fact table.

Action: Ensure that the from clause contains the fact table.

DIA-25966: join index cannot be based on an index organized table

Cause: An attempt to create a join index was made, which failed because one of the tables was an index organized table.

Action: Ensure no underlying tables are index organized.

DIA-26000: partition load specified but table *string* is not partitioned

Cause: The Loader control file contains a PARTITION clause but the table being loaded is not partitioned.

Action: Remove the partition specification from the SQL*Loader control file and retry the load.

DIA-26001: Index *string* specified in SORTED INDEXES does not exist on table *string*

Cause: A nonexistent index was specified in the SORTED INDEXES clause.

Action: Do not specify as a SORTED INDEX.

DIA-26002: Table *string* has index defined upon it.

Cause: Parallel load was specified into a table which has index defined upon it.

Action: Drop index(es) defined upon table, or don't use parallel load, or use SKIP_INDEX_MAINTENANCE option.

DIA-26003: parallel load not supported for index-organized table *string*.

Cause: Parallel load is not supported for index-organized tables.

Action: load the index-organized table without the PARALLEL option.

DIA-26004: Tables loaded through the direct path may not be clustered\n

Cause: User attempted to load a clustered table via the direct path.

Action: Use the conventional path.

DIA-26005: Invalid handle for direct path load\n

Cause: In direct path load, the handle passed in does not match the type listed.

Action: Verify the handle and type are correct.

DIA-26006: Incorrect bind variable in column *string*'s sql expression - *string*\n

Cause: In direct path load, the bind variables listed in the sql expression do not match the input argument column names.

Action: Verify all the input arguments are listed in the expression as bind variables, and all the bind variables are listed as input arguments to the expression. Or verify that there were no errors in executing the OCI statements when getting the bind variable list.

DIA-26007: invalid value for SETID or OID column\n

Cause: The value passed in a Direct Path API stream for a column containing a SETID or OID has an invalid value. SETIDs and Object IDs must be either 16 bytes of RAW data or 32 bytes of hexadecimal characters.

Action: Regenerate the Direct Path API stream with a valid value for the SETID column.

DIA-26008: Invalid syntax or bind variable in SQL string for column *string*.\n*nstring*\n

Cause: See following error message for more information. A SQL string cannot have quoted strings improperly terminated. A bind variable in a SQL string cannot have a length of 0, cannot exceed maximum length of 30 characters, and cannot be missing a double quote.

Action: Fix the SQL string. See following error for more information.

DIA-26009: stream verification error: *string*\n

Cause: An error has occurred in a Data Pump stream verification operation.

Action: Contact Oracle Support Services.

DIA-26010: Column *string* in table *string* is NOT NULL and is not being loaded\n

Cause: A column which is NOT NULL in the database is not being loaded and will cause every row to be rejected.

Action: Load the column by specifying the NOT NULL column in the INTO TABLE clause in the SQL*Loader control file.

DIA-26011: Cannot load type *string* into column *string* in table *string*\n

Cause: A column can only store data of type declared for that column. And a substitutable column can only store data of valid subtypes of the supertype declared for that column.

Action: Check that the type or subtype specified is valid for that column.

DIA-26012: header in file *string* has an incompatible version number\n

Cause: A dump file was specified for a load operation whose version number is incompatible with the dump file version currently produced by the Oracle server on

the system. Usually this message indicates that the dump file was produced by a newer version of the Oracle server.

Action: Load this dump file using the same version of the Oracle server that created the file.

DIA-26013: List allocated may not be big enough\n

Cause: There seems to be a discrepancy between the size for a list or buffer allocated by direct path api and the size needed.

Action: Contact Oracle Customer Support.

DIA-26014: unexpected error on string string while retrieving string\nstring

Cause: The SQL error was returned from an OCIStmtExecute call.

Action: Correct the SQL error that was returned.

DIA-26015: Array column string in table string is not supported by direct path\n

Cause: User attempted to load an array column via the direct path.

Action: Use the conventional path.

DIA-26016: Virtual column string in table string.string cannot be loaded by direct path\n

Cause: You attempted to load an virtual column using the direct path.

Action: Virtual columns cannot be loaded using the direct path.

DIA-26017: global indexes not allowed for direct path load of table partition string

Cause: Global indexes are defined on a table when direct path loading a single partition of the table.

Action: n/a

DIA-26018: Column string in table string does not exist\n

Cause: Column specified in the loader control file does not exist.

Action: Make sure the column exists and that you have privileges on it. Correct the loader control file if it is wrong.

DIA-26019: Column string in table string of type string not supported by direct path\n

Cause: The Specified column of SQL column type %s is not supported by the direct path loader.

Action: If the column is NULLable, remove it from the control file description. Then it will be loaded as a NULL.

DIA-26020: index string.string loaded successfully with string keys

Cause: Non-partitioned index information put to loader log file.

Action: None. Informational only.

DIA-26021: index string.string partition string loaded successfully with string keys

Cause: Partitioned index information put to loader log file.

Action: None. Informational only.

DIA-26022: index string.string was made unusable due to:

Cause: A Non-partitioned index was made index unusable due to the error displayed below this error.

Action: Depending on the error, either rebuild the index, or drop and re-create it.

DIA-26023: index *string.string* partition *string* was made unusable due to:

Cause: A partition of a partitioned index was made index unusable due to error displayed below this error.

Action: Depending on the error, either rebuild the index partition, or drop and re-create the entire index.

DIA-26024: SKIP_UNUSABLE_INDEXES requested and index segment was initially unusable

Cause: User requested SKIP_UNUSABLE_INDEXES option, and the index segment * was in unusable state prior to the beginning of the load.

Action: Informational only. User will need to either rebuild the index * or index partition, or re-create the index.

DIA-26025: SKIP_INDEX_MAINTENANCE option requested

Cause: User requested that index maintenance be skipped on a direct path load.

Action: The listed index was put into Index Unusable state due to the user requesting that index maintenance be skipped. Either rebuild the index or index partitions, or drop and re-create the index.

DIA-26026: unique index *string.string* initially in unusable state

Cause: A unique index is in IU state (a unique index cannot have * index maintenance skipped via SKIP_UNUSABLE_INDEXES).

Action: Either rebuild the index or index partition, or use * SKIP_INDEX_MAINTENANCE if the client is SQL*Loader.

DIA-26027: unique index *string.string* partition *string* initially in unusable state

Cause: A partition of a unique index is in IU state (a unique index * cannot have index maintenance skipped via SKIP_UNUSABLE_INDEXES).

Action: Either rebuild the index or index partition, or use * SKIP_INDEX_MAINTENANCE if the client is SQL*Loader.

DIA-26028: index *string.string* initially in unusable state

Cause: An index is in IU state prior to the beginning of a direct * path load, it cannot be maintained by the loader.

Action: Either rebuild the index, re-create the index, or use either * SKIP_UNUSABLE_INDEXES or SKIP_INDEX_MAINTENANCE (Sql*Loader only).

DIA-26029: index *string.string* partition *string* initially in unusable state

Cause: A partition of an index is in IU state prior to the beginning * of a direct path load, it cannot be maintained by the loader.

Action: Either rebuild index partition, re-create the index, or use either * SKIP_UNUSABLE_INDEXES or SKIP_INDEX_MAINTENANCE (Sql*Loader only).

DIA-26030: index *string.string* had *string* partitions made unusable due to:

Cause: A logical index error occurred on a partitioned index which * affected one or more index partitions, which are listed below * this message.

Action: The affected index partitions will have to be re-built, or, the * entire index dropped and re-created.

DIA-26031: index maintenance error, the load cannot continue

Cause: A index error occurred during the index maintenance phase of * a direct path load. The load cannot continue. See error message * below this message.

Action: See action for the error message which follows this one.

DIA-26032: index *string.string* loading aborted after *string* keys

Cause: An index error occurred during direct-load of an index-organized table. * Loading had to be aborted. No rows were loaded.

Action: Check the key just following the number of keys mentioned above. * This key caused the index problem mentioned in an earlier message. *

DIA-26033: column *string.string* encryption properties differ for source or target table

Cause: The source and destination columns did not have the same * encryption properties.

Action: For security reasons, check that the source and target table have * the same encryption properties. *

DIA-26034: Column *string* does not exist in stream\n

Cause: Column specified in the column list does not exist in the stream.

Action: Make sure the column exists or remove it from the list.

DIA-26035: Error attempting to encrypt or decrypt column

Cause: An error occurred while attempting to encrypt or decrypt * a database column.

Action: Verify correct encryption key was specified. *

DIA-26036: subpartition load specified but table *string* is not subpartitioned\n

Cause: The Loader control file contains a PARTITION clause but the table being loaded is not subpartitioned.

Action: Remove the subpartition specification from the SQL*Loader control file and retry the load.

DIA-26037: must specify partition name(s) for system partitioned table *string*\n

Cause: An attempt was made to load a system partitioned table with no partition name(s) specified.

Action: Specify the partition name(s) explicitly.

DIA-26038: attempt to write audit record for SQL*Loader direct path load of *string.string* failed with error code: *number*\n

Cause: An attempt to write an audit record during a SQL*Loader direct path load failed.

Action: Contact Oracle Support Services.

DIA-26040: Data block was loaded using the NOLOGGING option\n

Cause: Trying to access data in block that was loaded without * redo generation using the NOLOGGING/UNRECOVERABLE option

Action: Drop the object containing the block.

DIA-26041: DATETIME/INTERVAL datatype conversion error\n

Cause: The column could not be converted from DATETIME * datatype to internal DATETIME/CHARACTER datatype.

Action: Contact Oracle Customer Support.

DIA-26045: REF column *string* expects *string* arguments; found *string*.\n

Cause: The number of arguments for the REF column is incorrect.

Action: Specify the correct number of input arguments for REFs. 1. Unscoped system-generated REFs can have exactly 1 or 2 input arguments. a) It has exactly 1 input argument (one for the OID value) if a fixed table name was specified through OCI_DIRPATH_EXPR_REF_TBLNAME. b) It has exactly 2 input arguments (one for the table name and one for the OID value) if a fixed table name was not specified through OCI_DIRPATH_EXPR_REF_TBLNAME. 2. Scoped system-generated REFs can have 1 or 2 input arguments. Because a table name argument is not needed for a scoped ref, only 1 argument (OID value) is expected. But if the table name argument is given, it's still accepted. 3. Scoped primary-key REFs with N columns in its primary-key OID can have N or N+1 input arguments. Because a table name argument is not needed for a scoped ref, only N arguments (making up the OID value) is expected. But if the table name argument is given, it's still accepted.

DIA-26046: REF column *string* expects scoped table name *string*; user passed in *string*.\n

Cause: The scoped table name passed in by the user does not match the name in the schema.

Action: Specify the correct table name for the scoped REF column.

DIA-26048: Scoped REF column has wrong table name.\n

Cause: The scoped table name passed in by the user does not match the name in the schema.

Action: Specify the correct table name for the scoped REF column.

DIA-26049: Unscoped REF column has non-existent table name.\n

Cause: The table name passed in by the user does not exist in the schema.

Action: Specify a valid table name for the unscoped REF column.

DIA-26050: Direct path load of domain index is not supported for this column type.\n

Cause: Direct path can not load a domain index of that column type.

Action: Drop the index and try again or load using conventional path.

DIA-26051: internal error parsing packed decimal format string

Cause: A packed decimal field with a non-zero scale factor is mapped to a character column. In order to perform the datatype conversion, a numeric format string must be created based on the input field's precision and scale specifications. Direct path loader encountered an error in creating this format string.

Action: Examine the packed decimal field's precision and scale specifications and make sure that they contain valid values.

DIA-26052: Unsupported type *number* for SQL expression on column *string*.\n

Cause: The direct path api does not support a SQL expression on a column of that type.

Action: Make sure the types are correct.

DIA-26053: Row was not loaded due to conversion error.\n

Cause: The current row was not loaded due to a conversion error.

Action: Continue with the load anyways. 260xx - 260xx Direct Path API

DIA-26054: Direct Path Context prepared for a different mode than operation requested.\n

Cause: The user prepared the direct path context for one operation (Load, Unload, Convert), but then tried to perform a different operation.

Action: Make sure the direct path context mode and operation matches.

DIA-26055: Invalid buffer specified for direct path unload\n

Cause: The user specified a zero length or null buffer to be used for the Direct Path Unload operation.

Action: Specify a valid buffer and length.

DIA-26056: Requested direct path operation on a view is not supported.\n

Cause: An attempt was made to load into a view using direct path that has user-defined types, XML data, object type table or SQL expressions.

Action: Do not attempt to use direct path when loading a view that has nonscalar columns or when using SQL expressions on input columns.

DIA-26057: Conversion is not necessary for this direct path stream.\n

Cause: User attempted to convert a direct path stream that does not require conversion.

Action: Load the stream without conversion it.

DIA-26058: unexpected error fetching metadata for column *string* in table *string*\n

Cause: The direct path API encountered an unexpected error while retrieving metadata for a column.

Action: Contact Oracle support.

DIA-26059: Data is too large for column *string*\n

Cause: The direct path API encountered a column that can not be loaded because the input data is too large for a column.

Action: Make the target column larger.

DIA-26060: Can not convert type identifier for column *string*\n

Cause: The direct path API encountered a type identifier for a column that can not be loaded because a mapping can not be found for the input value.

Action: Verify the input data.

DIA-26061: Concurrent direct unloads is not allowed.\n

Cause: User attempted a direct unload when another is still in progress.

Action: Complete the current direct unload before starting another.

DIA-26062: Can not continue from previous errors.\n

Cause: User attempted to continue a direct path load after receiving an error which indicates the load can not continue.

Action: Address the original error that was returned.

DIA-26063: Can not flashback to specified SCN value - Wrap: *string* Base: *string*.\n

Cause: User specified an SCN which occurs before the last time the table definition was modified.

Action: Specify a more recent SCN.

DIA-26064: Invalid SCN specified - Wrap: *string*.\n

Cause: User specified an invalid SCN.

Action: Specify a valid SCN.

DIA-26065: check constraint cannot reference column, *string*, in direct path load\n

Cause: An enabled check constraint was found on a column stored as a lob.

Action: Either disable the check constraint before loading the table data * using the direct path mode, or use the conventional path mode * instead.

DIA-26076: cannot set or reset value after direct path structure is allocated

Cause: Client attempted to set or reset the number of rows in a direct path * structure after it has already been allocated and initialized. * Attributes used is one of the following: * - OCI_ATTR_NUM_ROWS: to set # of rows in a direct path column array * - OCI_ATTR_DIRPATH_DCACHE_SIZE: to set size of a date cache * (default is 0) * - OCI_ATTR_DIRPATH_DCACHE_DISABLE: to set whether date cache will be * disabled on overflow (default is FALSE)

Action: Set the following attributes before: * - OCI_ATTR_NUM_ROWS: before calling OCIHandleAlloc for column array * - OCI_ATTR_DIRPATH_DCACHE_SIZE: before calling OCIDirPathPrepare * - OCI_ATTR_DIRPATH_DCACHE_DISABLE: before calling OCIDirPathPrepare

DIA-26077: direct path column array is not initialized

Cause: Client attempted to allocate a column array for a direct path * function context before allocating a column array for the * table-level direct path context.

Action: Allocate the table-level direct path context's column array * via OCIHandleAlloc before allocating column arrays for * direct path function contexts.

DIA-26078: file "*string*" is not part of database being loaded\n

Cause: A parallel load file was specified which is not part * of the database.

Action: Check filename and pathname for correctness.

DIA-26079: file "*string*" is not part of table *string.string*\n

Cause: A parallel load file was specified which is not in the * tablespace of the table being loaded.

Action: Check to make sure that the specified parallel load file * is in the tablespace of the table being loaded.

DIA-26080: file "*string*" is not part of table *string.string* partition *string*\n

Cause: A parallel load file was specified which is not in the * tablespace of the table (partition, subpartition) being loaded. * When a partitioned table is being loaded, the file must be * in the tablespace of every partition or subpartition * (i.e. each (sub)partition must be in the same tablespace).

Action: Specify a different parallel load file, or no file at all.

DIA-26082: load of overlapping segments on table *string.string* is not allowed

Cause: Client application is attempting to do multiple direct path load * operations on the same table, but the segments overlap.

Action: Check the partition names (subname attribute of the direct path * context) being loaded. Make sure you are not loading a table, * and a partition of the same table. Make sure you are not * loading a partition, and a sub-partition within the same * partition.

DIA-26083: unsupported direct path stream version *string*

Cause: The stream version requested is not supported by the server.

Action: Check to make sure that the VERSION attribute of the direct * stream is not being set to an invalid value.

DIA-26084: direct path context already finished

Cause: An OCIDirPathLoadStream operation was attempted after * OCIDirPathFinish was called. Once a direct path operation * has been finished, no more data can be loaded.

Action: Check program logic to make sure OCIDirPathLoadStream is * not called after OCIDirPathFinish.

DIA-26085: direct path operation must start its own transaction

Cause: A direct path operation is being attempted within a transaction * that has already been started.

Action: Commit the transaction and Prepare the direct path operation again.

DIA-26086: direct path does not support triggers

Cause: A direct path operation is being attempted on a table which * has enabled triggers.

Action: Disable the triggers on the table and try again.

DIA-26088: scalar column "*string*" must be specified prior to LOB columns

Cause: All scalar columns (i.e. non-LOB and non-LONG columns) must be * specified by the client of the direct path API prior to * specifying any LOB columns.

Action: Specify all scalar columns prior to specifying any LOB columns.

DIA-26089: LONG column "*string*" must be specified last

Cause: A client of the direct path API specified a LONG column to be * loaded, but the LONG column was not the last column to be * specified.

Action: Specify the LONG column last.

DIA-26090: row is in partial state

Cause: A direct path operation is being finished or a data save request * has been made, but the table for which the request is being made * on has a row in partial state. The row must be completed before * the segment high water marks can be moved.

Action: Either complete the row, or abort the direct path operation.

DIA-26091: requested direct path operation not supported

Cause: A direct path operation was requested that is not supported

Action: Do not use that operation. Currently, UNLOAD is not supported.

DIA-26092: only LONG or LOB types can be partial

Cause: A column which is not a LONG or LOB had the * OCI_DIRPATH_COL_PARTIAL flag associated with it. * Only LONG or LOB type columns can be loaded in pieces.

Action: Do not use the OCI_DIRPATH_COL_PARTIAL flag for the column.

DIA-26093: input data column size (*number*) exceeds the maximum input size (*number*)

Cause: The user attempted to specify a column size (%d) that exceeded * the maximum allowable input size (%d)."

Action: Make sure the input column metadata matches the column definition.

DIA-26094: stream format error: input column overflow

Cause: An input stream contained data for more input columns * than specified by the client of the direct path API.

Action: Make sure that the stream being loaded is for the * correct table. Check initialization sequence.

DIA-26095: unprocessed stream data exists

Cause: Either a OCIDirPathLoadStream call was made which provided * more stream data prior to the server being able to fully * process the stream data that it already has, or a * OCIDirPathFinish call was made when the server had * unprocessed stream data.

Action: Most likely an application mis-use of the direct path API. * Make sure that the stream is not being reset inadvertently * prior to any previous stream data being processed, or, that * OCIDirPathFinish is not being called prematurely (i.e. stream * pushed, error encountered and LoadStream not called to process * the remainder of the stream before Finish is called.)

DIA-26096: transfer size too small for row data (*number bytes required*)

Cause: Either the transfer buffer size specified, or the default * transfer buffer size (if you did not specify a size), is * too small to contain a single row of the converted row data.

Action: Set the transfer buffer size attribute of the direct path * context to be larger.

DIA-26097: unsupported conversion for column *string* (from type *number* to type *number*)

Cause: The direct path api does not support the required conversion.

Action: Make sure the types are correct. *

DIA-26098: direct path context is not prepared

Cause: A direct path api function was called with a direct path * context which has not been prepared.

Action: Make sure all necessary attributes in the direct path * context have been set, and the context is prepared via * OCIDirPathPrepare.

DIA-26099: direct path context is already prepared

Cause: OCIDirPathPrepare was called with a context that has already * been prepared.

Action: Free the direct path context, set necessary attributes, and * call OCIDirPathPrepare.

DIA-26101: tablespace # in file header is *string* rather than *string* for file *string*

Cause: The tablespace number in the file header is inconsistent with that in the control file.

Action: Check if the control file has been migrated correctly. Retry with the correct control file and data file.

DIA-26102: relative file # in file header is *string* rather than *string* for file *string*

Cause: The relative file number in the file header is inconsistent with that in the control file.

Action: Check if the control file has been migrated correctly. Retry with the correct control file and data file.

DIA-26103: V6 or V7 data file used to create control file

Cause: The file header of the referenced file is in V6 or V7 format.

Action: Either remove the file from the create control file command, or somehow migrate the file header to V8 format.

DIA-26500: error on caching "*string*".*string*"

Cause: Attempt to cache the replication information which is unavailable in the catalog for the object.

Action: Use `dbms_reputil.sync_up_rep` to validate the replication catalog, or use `dbms_reputil.make_internal_pkg` to validate internal package.

DIA-26501: RepAPI operation failure

Cause: An external RepAPI operation failed.

Action: consult detail error message.

DIA-26502: error resignal

Cause: An internal service failed and signalled an error"

Action: consult detail error message.

DIA-26503: internal RepAPI operation failure on object *string.string*

Cause: An unexpected internal RepAPI failure was detected

Action: Contact Oracle support.

DIA-26504: operation not implemented

Cause: The caller requested a RepAPI operation that was not implemented

Action: Do not issue this call.

DIA-26505: unexpected internal null

Cause: An internal buffer control structure was NULL

Action: Verify that sufficient memory resources are available to RepAPI.

DIA-26506: null global context

Cause: An internal buffer control structure was NULL

Action: Verify that sufficient memory resources are available to RepAPI.

DIA-26507: null master connection

Cause: The master connection handle was or became invalid.

Action: Verify that the master connection is valid.

DIA-26508: null materialized view connection

Cause: The client connection handle was or became invalid.

Action: Verify that the client connection is valid.

DIA-26509: null materialized view control structure

Cause: An internal materialized view control structure could not be obtained.

Action: Check that the owner and users provided are correct.

DIA-26510: materialized view name: '*string*' is greater than max. allowed length of *string* bytes

Cause: The specified materialized view name was too long.

Action: Shorten the materialized view name.

DIA-26511: master table '*string.string*' not found

Cause: A RepAPI operation was attempted against a non-existent or invalid master table

Action: Verify that the master table object exists.

DIA-26512: error pushing transaction to def\$error

Cause: An unexpected error occurred while sending an def\$error rpc to the master site

Action: Verify that the DBMS_DEFER package is valid and executable by the RepAPI client. Contact the local or master site administrator, if necessary.

DIA-26513: push error: master proc. *string*\$RP.*string* failed for trans:*string* seq:*string*

Cause: A conflict/error occurred at the master site while executing a \$RP.rep_insert(), rep_update(), or rep_delete() function which was not handled by conflict resolution logic at the master.

Action: Notify master site system administrator or DBA.

DIA-26514: object '*string.string*' not found

Cause: The specified object was expected but not found.

Action: Verify that the specified object exists and is valid.

DIA-26515: no master log available for '*string.string*'

Cause: The specified master log was not found or available for the named table.

Action: Create the master log at the master site or correct any problems that may exist with the log.

DIA-26516: no push transaction acknowledgement

Cause: RepAPI was unable to confirm that the last pushed transaction was successfully committed by the master site.

Action: Verify that the communications link between the local site and the master site is still valid. If the transaction has not been committed at the master, repush the transaction.

DIA-26517: materialized view control entry for '*string.string*' was not found

Cause: The specified materialized view catalog control record was not found.

Action: Verify that the local materialized view catalog is valid and that the local materialized view is properly defined.

DIA-26518: push queue synchronization error detected

Cause: Client tried to repush a transaction has already been committed at the master site. A common cause of this problem is an error at the local site in initializing or updating the local site transaction sequence mechanism.

Action: Verify that transaction data that RepAPI was attempting to repushed to the master site exists at the master table and is valid and consistent with the local site. If this error occurs, redundantly identified transactions are ignored and then purged from the local updatable materialized view logs. Check that the local site is correctly assigning new transactionIDs and is not accidentally generating non-unique values.

DIA-26519: no memory available to allocate

Cause: There was no memory left for the RepAPI process. This error may occur when RepAPI is trying to allocate a new table buffer area.

Action: Shutdown one or more local applications to attempt to free heap memory and retry the RepAPI operation.

DIA-26520: internal memory failure

Cause: An internal memory error was detected.

Action: Check if other errors have occurred or determine if any local application may have corrupted the memory subsystem.

DIA-26521: rpc initialization error

Cause: An error occurred during the initialization of a PL/SQL rpc.

Action: Verify that the procedure to be invoked exists and is valid at the master site and is executable by the RepAPI user.

DIA-26522: rpc execution error

Cause: An error occurred during the execution of a PL/SQL rpc.

Action: Check the error messages from the remote procedure and fix any remote site problems that may be preventing the execution of the invoked rpc.

DIA-26523: rpc termination error

Cause: An error occurred during the termination of a PL/SQL rpc. This is usually caused by master site being unable to close an opened cursor or if RepAPI cannot deallocate internal memory.

Action: Fix any server side problems first, determine if the RepAPI memory subsystem has been corrupted.

DIA-26524: nls subsystem initialization failure for product=*string*, facility=*string*

Cause: The NLS product/facility error message file could not be located or properly initialized.

Action: Check that the error message directory and file(s) have been properly installed.

DIA-26525: session connection attempt failed for *string* (@*string*)

Cause: A connection could not be established to the specified database using the provided connection string.

Action: Check that the user, password, connect string, names services, network, and any remote site listener process are properly installed and working.

DIA-26526: materialized view sql ddl parse/expansion failed for *string.string*

Cause: The client sql materialized view definition query could not be properly parsed by the master Oracle site.

Action: Check that materialized view ddl sql is compatible with the currently connected version of Oracle and does not violate any of the RepAPI sql limitations or restrictions.

DIA-26527: local store callback init phase failed for '*string.string*'

Cause: The client callback failed during its INIT phase for the named object.

Action: Verify that the objects referenced by the client callback exist and are valid. Refer to the vendor-specific callback error code reference to diagnose the local problem. Record all error state and notify Oracle support.

DIA-26528: local store callback proc phase failed for '*string.string*'

Cause: The client callback failed during its PROC phase for the named object.

Action: Refer to the vendor-specific callback error code reference to diagnose the local problem. Record all error state and notify Oracle support.

DIA-26529: local store callback term phase failed for '*string.string*'

Cause: The client callback failed during its TERM phase for the named object.

Action: Refer to the vendor-specific callback error code reference to diagnose the local problem. Record all error state and notify Oracle support.

DIA-26530: unable to build materialized view refresh control list

Cause: The materialized view control list could not be constructed. This is generally the result of an error while accessing the local materialized view catalog.

Action: Verify that the named materialized view(s) are properly defined and valid.

DIA-26532: replication parallel push simulated site failure

Cause: A parallel push executed with event 26531 enabled raises this error to simulation failure of network or destination site.

Action: Do not enable the event for normal operation.

DIA-26534: collision: tranID *number* ignored and purged

Cause: A transaction that was pushed had a transaction ID that collided with a transaction that was previously pushed and committed at the master site.

Action: See the action section for E_QUEUESYNC (26518).

DIA-26535: *number* byte row cache insufficient for table with rowsize=*number*

Cause: A transaction that was pushed had a transaction ID that collided with a transaction that was previously pushed and committed at the master site.

Action: Increase the RepAPI row buffer size or reduce the width of the replicated tables.

DIA-26536: refresh was aborted because of conflicts caused by deferred transactions

Cause: There are outstanding conflicts logged in the DEFERROR table at the materialized view's master site.

Action: Resolve the conflicts in the master DEFERROR table and refresh again after the table is empty. Alternatively, refresh with REFRESH_AFTER_ERRORS, even if there are conflicts in the master's DEFERROR table. Proceeding despite conflicts can

result in an updatable materialized view's changes appearing to be temporarily lost, until a refresh succeeds after the conflicts are resolved.

DIA-26563: renaming this table is not allowed

Cause: Attempt to rename a replicated table, an updatable materialized view table or the master table of a materialized view for which a materialized view log has been created.

Action: If desired, unregister the replicated table with `dbms_repcat.drop_master_reobject`, or use the recommended procedure to rename the master table of a materialized view.

DIA-26564: *string* argument is not of specified type

Cause: User passed type of the given argument number doesn't match with the type of the argument in the stored arguments.

Action: Invoke correct type procedure (i.e. `get_XXX_arg`)

DIA-26565: Call to *type_arg* made before calling `dbms_defer.call`

Cause: User invoked `type_arg` procedure before starting a deferred call

Action: Invoke various procedures in the correct order.

DIA-26566: Couldn't open connect to *string*

Cause: Failed to open connection using given dblink

Action: Make sure that the dblink is valid and remote m/c is up.

DIA-26571: *string.string.string*: number of arguments (*string*) does not match replication catalog

Cause: number of arguments does not match replication catalog

Action: examine total number of arguments for the rpc call

DIA-26572: *string.string.string*: argument *string* does not match replication catalog

Cause: the (rpc) call is corrupted

Action: examine total number of arguments and each argument for the rpc call

DIA-26575: remote database does not support replication parallel propagation

Cause: The remote database has a version lower than Oracle 8.0 and hence does not understand replication parallel propagation.

Action: Use serial propagation or upgrade the remote database to Oracle 8.0 or above.

DIA-26576: cannot acquire SR enqueue

Cause: An attempt to acquire the SR enqueue in exclusive mode failed.

Action: n/a

DIA-26577: PRESERVE TABLE can not be used when dropping old style materialized view *string.string*\n

Cause: The materialized view consists of a view and a container table.

Action: Drop the materialized view without PRESERVE TABLE option.

DIA-26578: No capture in this multitenant container database associated with queue "*string*".

Cause: An outbound server's queue was not associated with a capture from the same multitenant container database (CDB) before adding or starting an outbound server.

Action: Execute the DBMS_STREAMS_ADM.CREATE_CAPTURE procedure to create a capture before adding or starting an outbound server.

DIA-26650: *string string* background process *string* might not be started successfully

Cause: An error occurred during creation of a capture or apply background process.

Action: Review V\$STREAMS_CAPTURE and V\$STREAMS_APPLY_COORDINATOR views for the status of these processes. Also check the trace file for more information.

DIA-26651: Unable to start or stop capture process *string*

Cause: An attempt was made to start or stop a capture process while another capture process was concurrently starting or stopping.

Action: You cannot concurrently start or stop capture processes. Wait before attempting to start or stop additional capture processes.

DIA-26652: Capture *string* did not start properly and is currently in state *string*

Cause: An attempt to restart a capture process failed.

Action: Review V\$STREAMS_CAPTURE view for the state of the capture process. Also check the trace files for more information.

DIA-26653: Apply *string* did not start properly and is currently in state *string*

Cause: An attempt to restart an apply process failed.

Action: Streams: Review V\$STREAMS_APPLY% views for the state of the apply process. Also check the trace files for more information. XStream: Review V\$XSTREAM_APPLY% views for the state of the apply process. Also check the trace files for more information. GoldenGate: Review V\$GG_APPLY% views for the state of the apply process. Also check the trace files for more information.

DIA-26654: Capture *string* attempted to connect to apply *string* already configured for *string*

Cause: An attempt was made by a GoldenGate, XStream or Streams Capture or XStream In to connect to an Apply that is already connected in the other mode.

Action: You cannot connect a capture to an apply already configured for another apply mode. Create or connect to another apply.

DIA-26655: Invalid *string* specified for *string* procedure

Cause: An attempt was made to execute the specified procedure with an invalid SCN value.

Action: Resubmit procedure with a valid SCN value.

DIA-26656: supplemental logging version error: *string*

Cause: The supplemental logging versions of capture side and apply side are incompatible.

Action: For incompatibility caused by a newer apply side, please bypass or migrate the incompatible logs manually and consider upgrading or patching the capture side. For incompatibility caused by an unrecognizable version group or an older apply side, please upgrade or patch the apply side. For invalid versions, the logs might have been corrupted; please verify the integrity of the supplemental logging data on the capture side.

DIA-26660: Invalid action context value for *string*

Cause: The value specified in the action context is invalid for use in GoldenGate, XStream or Streams.

Action: Check that the type and value are correct.

DIA-26662: unable to process *string* Data Dictionary information for object

Cause: The database is unable to process GoldenGate, XStream or Streams Data Dictionary for this object.

Action: Check that the compatibility for the database supports the object, and check the trace file for information about the object.

DIA-26663: error queue for apply process *string* must be empty

Cause: The error queue for this apply process contains error entries.

Action: Execute or delete errors in the error queue.

DIA-26664: cannot create *string* process *string*

Cause: An attempt was made to create a GoldenGate, XStream or Streams process when another was being created concurrently.

Action: Wait for the creation of the other GoldenGate, XStream or Streams process to finish before attempting to create the process.

DIA-26665: *string* process *string* already exists

Cause: An attempt was made to create a GoldenGate, XStream or Streams process that already exists.

Action: Either specify another process or remove the existing GoldenGate, XStream or Streams process.

DIA-26666: cannot alter *string* process *string*

Cause: An attempt was made to alter a GoldenGate, XStream or Streams process that is currently running.

Action: Stop the GoldenGate, XStream or Streams process with FORCE parameter set to TRUE and reissue the command.

DIA-26667: invalid *string* parameter *string*

Cause: An attempt was made to specify an invalid parameter.

Action: Check the documentation for valid parameters.

DIA-26668: *string* process *string* exists

Cause: An attempt to remove the component failed because it is associated with the GoldenGate, XStream or Streams process.

Action: Either remove the process manually or specify the "cascade" option in `dbms_streams_adm.remove_queue`.

DIA-26669: parameter *string* inconsistent with parameter *string*

Cause: An attempt was made to specify a subprogram parameter value that is inconsistent with another parameter value.

Action: Check the documentation for valid parameter values.

DIA-26670: No capture is found for queue '*string*'

Cause: An attempt was made to add an XStream outbound server to a queue using uncommitted data mode when no co-located XStream capture was configured for that queue.

Action: Change to committed data mode or configure a local XStream capture for the specified queue then retry the operation.

DIA-26671: maximum number of *string* processes exceeded

Cause: Cannot create additional GoldenGate, XStream or Streams processes since the maximum number of processes has been reached.

Action: Remove existing GoldenGate, XStream or Streams processes and retry the operation.

DIA-26672: timeout occurred while stopping *string* process *string*

Cause: Timeout occurred while waiting for a GoldenGate, XStream or Streams process to shut down.

Action: Retry the operation. If the error persists, try stopping the process with the FORCE option, or contact Oracle Support Services.

DIA-26673: duplicate column name *string*

Cause: An attempt was made to specify a duplicate column name in an LCR.

Action: Remove the duplicate column and retry the operation.

DIA-26674: Column mismatch in '*string.string*' (LCR: *string* type=*string*; DB: *string* type=*string*)

Cause: The columns in the LCR were not the same or not found in the database table.

Action: Alter the database table.

DIA-26675: cannot create *string* capture process *string*

Cause: GoldenGate, XStream or Streams capture process could not be created because one or more parameters contain invalid value.

Action: Refer to trace file for more details.

DIA-26676: Table '*string.string*' has *string* columns in the LCR and *string* columns in the replicated site

Cause: The number of columns in the LCR was not the same as the the replicated site.

Action: Alter the table structure

DIA-26677: *string* downstream capture process *string* cannot proceed

Cause: Database global name has been set to a value which is same as the source database name of the downstream capture process.

Action: Change database global name to a value other than the source database name for the downstream capture.

DIA-26678: *string* downstream capture process for source database *string* must be created at database *string* first

Cause: A GoldenGate, XStream or Streams downstream capture process was nonexistent when this operation was attempted.

Action: Create a GoldenGate, XStream or Streams downstream capture process, then retry the operation.

DIA-26679: operation not allowed on LOB or LONG columns in LCR

Cause: Certain operations on LOB/LONG columns of the LCR through rule-based transformations, DML handlers, or error handlers were not allowed.

Action: Do not perform restricted operations on LOB or LONG columns in LCRs. See the documentation for operations that are restricted on LOB/LONG columns in LCRs.

DIA-26680: object type not supported

Cause: The specified object type is not supported.

Action: Retry with a supported object type.

DIA-26681: command type not supported

Cause: The specified command type is not supported.

Action: Retry with a supported command type.

DIA-26682: invalid value for publication_on

Cause: The publication_on parameter should be either 'Y' or 'N'

Action: Retry with a proper value for publication_on.

DIA-26683: invalid value for value_type

Cause: The value_type parameter should be either 'OLD' or 'NEW'

Action: Retry with proper value_type.

DIA-26684: invalid value for value_type

Cause: The value_type parameter should be one of 'OLD', 'NEW' or '*'

Action: Retry with proper value_type.

DIA-26685: cannot apply transactions from multiple sources

Cause: Transactions from multiple sources were sent to the same apply process.

Action: Create multiple apply processes and create appropriate rules so that transactions from only one source reach an apply process.

DIA-26686: cannot capture from specified SCN

Cause: An attempt was made to specify an invalid SCN.

Action: Retry with a valid SCN.

DIA-26687: no instantiation SCN provided for "string"."string" in source database "string"

Cause: Object SCN was not set. If the object is a table, then both fields will be filled, for example "SCOTT"."EMP". If the object is a schema, only one field will be set, for example "SCOTT"."". And if the object is the entire database, no fields will be set, for example ""."".

Action: Set the SCN by calling DBMS_APPLY_ADM.SET_%_INSTANTIATION_SCN

DIA-26688: missing key in LCR

Cause: Metadata mismatch, or not enough information in the user generated LCR.

Action: Alter the database object, or provide all defined keys in the LCR.

DIA-26689: column datatype mismatch in LCR

Cause: The datatypes of columns in the LCR are not the same as the datatypes in the database object.

Action: Alter the database object.

DIA-26690: datatype not supported at non-Oracle system

Cause: One of the columns of the LCR being applied was of a datatype not supported by either the target non-Oracle system or by the Oracle transparent gateway through which the apply is being done.

Action: Do not apply data of this type. If possible, filter out columns containing such datatypes before applying.

DIA-26691: operation not supported at non-Oracle system

Cause: The apply process attempted an operation that is either not supported by the non-Oracle system or by the Oracle transparent gateway through which the apply is being done. Some kinds of DML (like procedure and function calls) and all DDL will cause this error to be raised.

Action: Do not attempt to apply such LCRs to non-Oracle systems. If possible, filter out such LCRs before applying.

DIA-26692: invalid value *string*, *string* should be in *string* format

Cause: The parameter specified was not in the correct format.

Action: Specify the parameter value in the correct format.

DIA-26693: *string string* process dropped successfully, but error occurred while dropping rule set *string*

Cause: An attempt to drop an unused rule set failed after dropping the GoldenGate, XStream or Streams process successfully.

Action: Check existence of rule set and manually drop if necessary.

DIA-26694: error while enqueueing into queue *string.string*

Cause: An error occurred while enqueueing a message.

Action: If the situation described in the next error on the stack can be corrected, do so.

DIA-26695: error on call to *string*: return code *string*

Cause: A locking related call failed.

Action: Try the call again after fixing the condition indicated by the return code.

DIA-26696: no *string* data dictionary for object with number *string* and version number *string* from source database *string*

Cause: An attempt to access the database object failed because the data dictionary for the object was either never populated or it was purged.

Action: Make sure the GoldenGate, XStream or Streams data dictionary is created by calling DBMS_CAPTURE_ADM.PREPARE_%_INSTANTIATION.

DIA-26697: LCR contains extra column '*string*'

Cause: The LCR contained more columns than the replicated table.

Action: Alter the database object.

DIA-26698: *string* did not have a *string* rule set

Cause: The GoldenGate, XStream or Streams client does not have a rule set of the indicated type.

Action: Verify that the GoldenGate, XStream or Streams client has a rule set of the specified type, and retry the operation.

DIA-26699: *string* message consumer *string* already exists

Cause: An attempt was made to create a GoldenGate, XStream or Streams message consumer that already exists.

Action: Either specify another message consumer or remove the existing GoldenGate, XStream or Streams message consumer.

DIA-26701: *string* process *string* does not exist

Cause: An attempt was made to access a GoldenGate, XStream or Streams process which does not exist.

Action: Check with the relevant security views for the correct name of the object.

DIA-26705: cannot downgrade capture process after Streams data dictionary has been upgraded

Cause: An attempt was made to downgrade a capture process after it has upgraded the GoldenGate, XStream or Streams data dictionary.

Action: Drop the capture process before attempting the downgrade.

DIA-26706: cannot downgrade capture process

Cause: An attempt was made to downgrade a capture process that has a higher version than the downgrade release version.

Action: Drop the capture process after capture has finished consuming all the redo logs before attempting the downgrade.

DIA-26708: remote DDL not supported by STREAMS : *dblink string*

Cause: The apply process attempted to apply a DDL LCR via a *dblink*. This is not supported.

Action: Do not attempt to apply DDL LCRs via a *dblink*. If possible, filter out DDL LCRs before applying.

DIA-26709: Downstream Capture RFS restart

Cause: Remote file server (RFS) process was restarted to reflect a change in DOWNSTREAM_REAL_TIME_MINE option of the GoldenGate, XStream or Streams capture process.

Action: No action required. This is an informational message only.

DIA-26710: incompatible version marker encountered during Capture

Cause: Capture process cannot mine redo from a version higher than the current software release version.

Action: Drop and recreate the capture process.

DIA-26711: remote table does not contain a primary key constraint

Cause: The master table for remote apply does not contain a primary key constraint or the primary key constraint has been disabled.

Action: Create a primary key constraint on the master table or enable the existing constraint.

DIA-26712: remote object is "*string*".*string*"\@"*string*"

Cause: See the preceding error message to identify the cause. This message names the remote object, usually a table or view, for which an error occurred when GoldenGate, XStream or Streams tried to access it for remote apply.

Action: See the preceding error message.

DIA-26713: remote object does not exist or is inaccessible

Cause: GoldenGate, XStream or Streams replication could not access the named table or view at a remote database to apply changes.

Action: Confirm that the given remote table or view exists and is accessible through the given database link. When using a Heterogeneous Services database link to access a non-Oracle system, it may be necessary to check administration details for network connections at the non-Oracle system.

DIA-26714: User Error *string* encountered during apply process

Cause: An error was encountered during an apply process.

Action: Query the DBA_APPLY_ERROR view to determine the error and take the appropriate action.

DIA-26715: time limit reached

Cause: The specified time limit was reached for the GoldenGate, XStream or Streams process.

Action: Restart the GoldenGate, XStream or Streams process, increasing the TIME_LIMIT parameter if necessary.

DIA-26716: message limit reached

Cause: The specified message limit was reached for the Capture process.

Action: Restart the Capture process, increasing the MESSAGE_LIMIT parameter if necessary.

DIA-26717: SCN limit reached

Cause: The specified SCN limit was reached for the GoldenGate, XStream or Streams process.

Action: Change the MAXIMUM_SCN parameter, then restart the GoldenGate, XStream or Streams process.

DIA-26718: transaction limit reached

Cause: The specified transaction limit was reached for the Apply process.

Action: Restart the Apply process, increasing the TRANSACTION_LIMIT parameter if necessary.

DIA-26721: enqueue of the LCR not allowed

Cause: An apply process attempted to enqueue an LCR with a LONG column. This is not supported.

Action: Modify rules or unset the enqueue destination to prevent LCRs with LONG columns from being enqueued by the apply process.

DIA-26723: user "*string*" requires the role "*string*"

Cause: The caller did not have the specified role or called the procedure from a definer's rights package or procedure.

Action: Grant the specified role to the caller. If the procedure is called from a definer's rights package or procedure, change the definer's rights package or procedure to an invoker's rights package or procedure. Or grant all the privileges for the specified role explicitly.

DIA-26724: only SYS is allowed to set the Capture or Apply user to SYS.

Cause: The Capture or Apply user was specified as SYS by a user other than SYS.

Action: Set SYS as the Capture or Apply user while logged in as SYS.

DIA-26725: cannot downgrade apply handlers

Cause: An attempt was made to downgrade apply handlers that are not associated with a local database object, or the apply handlers are associated with a specific apply process.

Action: Drop the associated apply handlers before attempting the downgrade.

DIA-26726: standby and DOWNSTREAM_REAL_TIME_MINE are incompatible

Cause: An attempt was made to set the standby database and DOWNSTREAM_REAL_TIME_MINE option of the Oracle GoldenGate, XStream or Oracle Streams capture process on the same database.

Action: Do not attempt to set the DOWNSTREAM_REAL_TIME_MINE option for a Oracle GoldenGate, XStream or Oracle Streams capture process on a standby database. Do not attempt to change a database role to standby if there exists a capture process with the DOWNSTREAM_REAL_TIME_MINE parameter set to Y.

DIA-26727: Cannot alter queue_to_queue property of existing propagation.

Cause: The queue_to_queue property was specified for an existing propagation.

Action: Pass NULL for the queue_to_queue argument.

DIA-26730: *string 'string'* already exists

Cause: An attempt to use FILE GROUP, FILE GROUP VERSION, or FILE GROUP FILE failed because the item in question already exists.

Action: Remove the object if appropriate and re-attempt the operation.

DIA-26731: *string 'string'* does not exist

Cause: A FILE GROUP, FILE GROUP VERSION, or FILE GROUP FILE was specified that does not exist.

Action: Make sure the object exists and re-attempt the operation.

DIA-26732: invalid file group *string* privilege

Cause: The specified privilege number that was specified is invalid.

Action: Check specification of dbms_file_group for valid privileges.

DIA-26733: timed-out waiting for file group lock

Cause: The procedure waited too long while getting a lock to perform a file group repository operation.

Action: Retry the operation.

DIA-26734: different datafiles_directory_object parameter must be specified

Cause: The attempted operation involved datafiles platform conversion which required the datafiles_directory_object parameter to be specified for placing the converted data files.

Action: Retry the operation after specifying a valid datafiles_directory_object parameter. This directory must be different from the directory objects for any of the datafiles for the specified file group version.

DIA-26735: operation not allowed on the specified file group version

Cause: One or more datafiles or export dump file(s) were missing from the specified file group version.

Action: Retry the operation after adding all the data files and Data Pump dump file(s) to the specified version.

DIA-26736: Data Pump error

Cause: A Data Pump error occurred when the procedure performed a File Group Repository operation.

Action: Check the error stack and trace file for error details.

DIA-26737: version *string* already has an export dump file

Cause: A Data Pump dump file was added to a file group version that already has a dump file.

Action: Remove the existing dump file if appropriate, and retry the operation.

DIA-26738: *string 'string'* is not empty

Cause: The FILE GROUP or FILE GROUP VERSION being dropped contained objects.

Action: Remove the child objects, then retry the operation.

DIA-26740: cannot downgrade because there are file groups

Cause: An attempt was made to downgrade a database that has file groups.

Action: Drop all file groups before attempting the downgrade.

DIA-26741: cannot assemble lob

Cause: An attempt was made to assemble lob, but the compatibility of the source database for the LOB information is lower than 10.2.0.

Action: Set ASSEMBLE_LOBS to FALSE in the DML or error handler while this handler is processing LOB information from a source database with a compatibility level lower than 10.2.0.

DIA-26742: Maximum number of ignored transactions exceeded

Cause: An attempt was made to add more than the allowed number of ignored transactions.

Action: Please clear the current list of ignored transactions.

DIA-26744: *string capture process "string" does not support "string"."string" because of the following reason: string*

Cause: GoldenGate, XStream or Streams capture encountered a table with an unsupported property. The most common reason is an unsupported column data type.

Action: Revise the Capture rules to skip over the table in question. One way might be to add a negative rule excluding changes from the unsupported table from being captured. Streams: Also query the DBA_STREAMS_UNSUPPORTED view to determine which tables are not supported by Streams and for what reason. Consider adding negative rules for any tables that may be captured, but are present in this view. XStream: Also query the DBA_XSTREAM_OUT_SUPPORT_MODE view to determine which tables are not supported by XStream and for what reason. Consider adding negative rules for any tables that may be captured, but are present in this view. GoldenGate: Also query the DBA_GOLDENGATE_SUPPORT_MODE view to determine which tables are not supported by GoldenGate and for what reason. Consider adding EXCLUDETABLE statements for any tables that may be captured, but are present in this view. For potential workarounds to certain unsupported properties, see Metalink.

DIA-26745: cursors (*string*) are not sufficient

Cause: The maximum number of open cursors was too small for GoldenGate, XStream or Streams Apply.

Action: Increase the value of open_cursors.

DIA-26746: DDL rule "*string*".*string*" not allowed for this operation

Cause: A DDL rule was specified for this operation.

Action: Specify a non-DDL rule for this operation.

DIA-26747: The one-to-many transformation function *string* encountered the following error: *string*

Cause: The specified transformation function encountered an error.

Action: Ensure that the function does not process or return DDL LCRs. Also ensure that the function does not return NULL.

DIA-26748: The one-to-one transformation function *string* encountered the following error: *string*

Cause: The specified transformation function encountered an error.

Action: Ensure that the function does not return an LCR that has a different type from the LCR which was passed to the function. Also ensure that the function does not return NULL. For DDL transformation functions, creating and returning a new DDL LCR is not allowed.

DIA-26752: Unsupported LCR received for "*string*".*string*"

Cause: GoldenGate, XStream or Streams capture process received an LCR with unsupported operation from LogMiner.

Action: Stream: If this object is listed in DBA_STREAMS_UNSUPPORTED view, modify rules to prevent changes made to this object from getting captured. XStream: If this object is listed in DBA_XSTREAM_OUT_SUPPORT_MODE view, modify rules to prevent changes made to this object from getting captured. GoldenGate: If this object is listed in DBA_GOLDENGATE_SUPPORT_MODE view, modify rules to prevent changes made to this object from getting captured.

DIA-26753: Mismatched columns found in '*string.string*'

Cause: The columns in the LCR were not the same as the table in the database.

Action: Alter the database table.

DIA-26754: cannot specify both one-to-one transformation function *string* and one-to-many transformation function *string*

Cause: Both a one-to-one transformation function and a one-to-many transformation function were specified for a rule.

Action: Remove either the one-to-one transformation function, or the one-to-many transformation function.

DIA-26760: Could not find message number *string* for transaction with id *string*

Cause: Error

Action: Contact Oracle support"

DIA-26761: Standby Redo Logs not available for real time mining

Cause: Standby Redo Logs required for real time mining by downstream capture process were not available.

Action: Check the configuration of Standby Redo Logs and retry the operation at a later time. To start the capture process without real time mining property, reset `DOWNSTREAM_REAL_TIME_MINE` parameter of the capture process and retry the operation.

DIA-26762: Cannot autogenerate name for parameter *string* because of the following reason: *string*

Cause: An error was encountered while attempting to generate a name for a parameter which was passed a NULL value.

Action: If possible, fix the error, otherwise specify the parameter name explicitly.

DIA-26763: invalid file type "*string*"

Cause: An invalid file type was specified for the ASM file.

Action: Check documentation for valid ASM file types.

DIA-26764: invalid parameter "*string*" for local capture "*string*"

Cause: An invalid parameter was specified for the local capture process.

Action: Check documentation for valid parameters.

DIA-26765: invalid parameter "*string*" for downstream capture "*string*"

Cause: An invalid parameter was specified for the downstream capture process.

Action: Check documentation for valid parameters.

DIA-26766: Unexpected redo pattern encountered by LogMiner

Cause: LogMiner encountered an unexpected redo pattern. This is usually caused by tables with unsupported data types or newer table features.

Action: Remove the capture rule for the table and restart capture.

DIA-26767: Not enough redo log information for LogMiner

Cause: Direct-path SQL with NOLOGGING option or a SQL*Loader operation with UNRECOVERABLE clause was specified for the table.

Action: Remove the capture rule for the table and restart capture.

DIA-26768: Maximum number of unsupported tables exceeded

Cause: An attempt was made to add more than the allowed number of unsupported tables.

Action: Clear the current list of unsupported tables.

DIA-26785: Object has a NULL value

Cause: A method was invoked on a NULL object.

Action: Initialize the object with a non-NULL value.

DIA-26786: A row with key *string* exists but has conflicting column(s) *string* in table *string*

Cause: The row to update or delete exists in the table but had conflicting value for some columns.

Action: For Streams and XStream, please define a conflict resolution, or resolve the conflict and execute the error transaction using `DBMS_APPLY_ADM.EXECUTE_ERROR`. For logical standby, please verify the status of the database guard to ensure local modifications are not allowed, then re-instantiate the table and contact support if the problem persists. For GoldenGate,

configure Conflict Resolution (CDR) or REPERERROR handler for the table and restart replicat.

DIA-26787: The row with key *string* does not exist in table *string*

Cause: The row to update or delete does not exist in the table.

Action: For Streams and XStream, please define a conflict resolution, or resolve the conflict and execute the error transaction using DBMS_APPLY_ADM.EXECUTE_ERROR. For logical standby, please verify the status of the database guard to ensure local modifications are not allowed, then re-instantiate the table and contact support if the problem persists. For GoldenGate, configure Conflict Resolution (CDR) or REPERERROR handler for the table and restart replicat.

DIA-26788: The column *string* is not encrypted in the local database.

Cause: The column in the destination database is NOT encrypted while it is encrypted in the source database.

Action: Set the corresponding column property in the destination database to 'encrypted' or change the apply parameter, PRESERVE_ENCRYPTED_COLS, to 'N' to suppress the error.

DIA-26789: Cannot split propagation *string* because only one propagation originates from its source queue "*string*".*string*"

Cause: Only one propagation originated from the propagation source queue.

Action: Please do not split this propagation.

DIA-26790: Requesting a lock on *string* "*string*" timed out

Cause: Could not get a lock on the object because another process was holding the lock.

Action: Please try later.

DIA-26791: Cannot split or merge propagation "*string*"

Cause: A process tried to split or merge this propagation, but failed and left STREAMS in an inconsistent state.

Action: Query DBA_RECOVERABLE_SCRIPT_BLOCKS view, and roll back the script which tried to split or merge this propagation.

DIA-26792: Invalid source database name *string*

Cause: The value for the source database global name was not valid.

Action: Specify a valid database global name. If the source database is not the local database, check the listener is up and running.

DIA-26793: Number of capture processes that enqueued message to queue "*string*".*string*" not equal to one

Cause: Split-merge API requires only one capture process enqueued message to the queue where the propagation originated

Action: Please drop one capture, or split or merge another propagation.

DIA-26794: Hierarchically enabled tables not supported

Cause: Hierarchically enabled tables are not supported.

Action: Disable hierarchy for the table.

DIA-26795: Cannot modify an LCR received from an XStream outbound server

Cause: An attempt was made to modify an LCR generated by an XStream outbound server.

Action: Clone the LCR generated by the XStream outbound server by using the provided OCILCR* functions, such as OCILCRNew, OCILCRHeaderSet, and OCILCRRowColumnInfoSet. Then modify the cloned LCR.

DIA-26798: LOB logical change record (LCR) missing LOB column in table "*string*".*string*"

Cause: The apply slave could not fill update LOB because of missing LOB column.

Action: Check that all LOB columns have been sent correctly.

DIA-26799: unique constraint *string.string* violated for table *string.string* with column values *string*

Cause: The row to update or insert violated the unique constraint.

Action: For XStreams, define a conflict resolution, or resolve the conflict and execute the error transaction using DBMS_APPLY_ADM.EXECUTE_ERROR.

DIA-26800: Apply not the only subscriber for "*string*".*string*".

Cause: The combined capture and apply optimization could not be used since Apply was not the lone subscriber to the queue.

Action: Apply has to be the only subscriber to the queue.

DIA-26801: More than one subscriber for "*string*".*string*".

Cause: Multiple subscribers were found when the combined capture and apply optimization was configured to only work for one subscriber.

Action: Configure a single subscriber, apply or propagation for the queue, or enable the optimization for multiple subscribers.

DIA-26802: Queue "*string*".*string*" has messages.

Cause: The combined capture and apply optimization could not be used since the queue had messages.

Action: Make sure queue is empty before starting apply and capture.

DIA-26803: Subscribers have changed for queue "*string*".*string*".

Cause: The combined capture and apply optimization could not be used since the subscribers had changed.

Action: Optimization can be used only if the queue has a single subscriber.

DIA-26804: Apply "*string*" is disabled.

Cause: The apply process was disabled or aborted.

Action: Start the apply process.

DIA-26805: Queue "*string*".*string*" has rule based subscribers.

Cause: The combined capture and apply optimization could not be used since the queue had rule based subscribers.

Action: Make sure queue has no rule based subscribers before starting apply and capture.

DIA-26806: Remote database could not support combined capture and apply optimization.

Cause: The remote database has a version lower than Oracle 11.0 and hence does not understand combined capture and apply optimization.

Action: Upgrade the remote database to Oracle 11.0 or above in order to use the combined capture and apply optimization.

DIA-26807: Database link is not NULL for Apply with the name "*string*".

Cause: The combined capture and apply optimization could not be used since `apply_database_link` was not NULL.

Action: Drop and recreate the apply with NULL value for `apply_database_link`.

DIA-26808: Apply process *string* died unexpectedly.

Cause: Apply process died unexpectedly.

Action: Check your system for anomalies and restart apply. If this error persists, contact Oracle Support Services. See trace file for more details.

DIA-26809: Capture aborted: checkpoint-free mode requires combined capture and apply mode.

Cause: The requirements for combined capture and apply mode were broken.

Action: Restore the combined capture and apply mode and then restart the capture. If combined capture and apply mode is no longer desired, drop the existing checkpoint-free capture and create another one that will take checkpoints.

DIA-26810: Apply "*string*" on database "*string*" is in the mode of combined capture and apply.

Cause: The combined capture and apply optimization could not be used because Apply was already in the mode of combined capture and apply.

Action: Do not configure two captures for one apply.

DIA-26811: Client has already attached to *string* apply "*string*".

Cause: The client has already attached to the specified apply process.

Action: Detach apply process before reattach.

DIA-26812: An active session currently attached to XStream server "*string*".

Cause: An attempt was made to attach to the specified XStream server while another session was attached to it.

Action: Retry when there is no session attaching to the specified XStream server.

DIA-26813: The value for argument "ARRAY_SIZE" is too small

Cause: The value for argument "ARRAY_SIZE" was less than the number of columns in the requested column list.

Action: Check the return value for "NUM_COLUMNS" parameter then allocate all input arrays to at least that size and invoke the same OCI function again.

DIA-26814: The value for argument *string* exceeds maximum *string*

Cause: The value for specified value exceeded the maximum allowed.

Action: Correct the value of specified argument.

DIA-26815: Error from Apply Network Receiver for Apply "*string*" and Capture "*string*".

Cause: The Apply Network Receiver aborted due to an unexpected error.

Action: Query DBA_APPLY_ERROR to determine the error and then restart the Capture and Apply.

DIA-26816: *string* apply process "*string*" (OS id *string*) is exiting due to ORA-*string*.

Cause: An apply process encountered an unexpected error.

Action: Query DBA_APPLY to examine the status of Apply and restart Apply if needed.

DIA-26817: *string* capture process "*string*" is unable to communicate with capture server *string* during initialization.

Cause: Capture server might not be started properly

Action: Fix any errors during capture server creation and re-start capture process

DIA-26818: *string* capture process *string* receives an error from capture server.

Cause: Capture server received an error.

Action: Check log for error details.

DIA-26819: *string* capture server for apply "*string*" and capture "*string*" encounters disabled or aborted propagation "*string*".

Cause: Propagation was disabled or aborted.

Action: Start propagation.

DIA-26820: *string* capture server for apply "*string*" and propagation "*string*" becomes active and needs join capture process "*string*".

Cause: Capture server was waiting for propagation or apply to start

Action: Capture process needs restart (done automatically).

DIA-26821: No propagation process found between source queue "*string*".*string*" and destination queue "*string*".*string*".

Cause: Propagation has not been configured.

Action: Configure a propagation between specified queues and restart capture.

DIA-26822: Failure in creating capture servers (ksv error code *string*).

Cause: Failure in ksv slave creation.

Action: Identify the actual ksv error and act accordingly.

DIA-26823: *string* capture server *string* is unable to communicate with capture process "*string*".

Cause: Capture process was not started properly or was aborted.

Action: If Oracle GoldenGate, XStream or Streams capture process was stopped, then restart the capture process. Otherwise, fix any errors during the capture process creation and restart the capture process.

DIA-26824: user-defined XStream callback error

Cause: A value other than OCI_CONTINUE or OCI_SUCCESS was returned for the user-defined XStream callback function. Any returned value other than OCI_CONTINUE or OCI_SUCCESS is invalid.

Action: Verify that either OCI_CONTINUE or OCI_SUCCESS is returned from the user-defined XStream callback function.

DIA-26825: STREAMS process "*string*" is not configured as an XStream outbound server.

Cause: An attempt was made to attach to a STREAMS apply process, which was not configured as an XStream outbound server.

Action: Check the apply name or re-create the apply process as an XStream outbound server.

DIA-26826: *string* apply coordinator and apply slave are unable to communicate.

Cause: GoldenGate, XStream or Streams Apply process may have died unexpectedly.

Action: Check your system for anomalies and restart apply. If this error persists, contact Oracle Support Services. See trace file for more details.

DIA-26827: Insufficient privileges to attach to XStream outbound server "*string*".

Cause: Sufficient privileges were not granted to attach to the specified XStream outbound server.

Action: Query DBA_XSTREAM_OUTBOUND view to get the connect_user value for the specified outbound server. Then modify the application to connect to the outbound server's database using this value.

DIA-26828: XStream outbound server "*string*" requires combined capture and apply mode.

Cause: The specified XStream outbound server was not in combined capture and apply mode.

Action: Restore the combined capture and apply mode and then restart the capture.

DIA-26829: Cannot set "DISABLE_ON_ERROR" parameter to 'N'.

Cause: An attempt was made to change the "DISABLE_ON_ERROR" parameter for an XStream outbound server to 'N'.

Action: Remove invalid statement.

DIA-26830: Cannot define handler for an XStream outbound server.

Cause: An attempt was made to define a handler for an XStream outbound server.

Action: Remove invalid statement.

DIA-26831: Cannot delete or execute error transaction from XStream outbound server "*string*".

Cause: An attempt was made to delete or execute an error transaction from the specified XStream outbound server.

Action: Remove invalid statement.

DIA-26832: Unable to create XStream outbound server "*string*" due to existing handler.

Cause: An attempt was made to create the specified XStream outbound server while there was a handler defined for the specified server.

Action: Use DBMS_APPLY_ADM.SET_DML_HANDLER procedure to remove all handlers defined on the specified server then retry statement.

DIA-26833: *string* failed to update acknowledgment SCN for propagation "*string*" from capture "*string*" to apply "*string*".

Cause: propagation might have been modified after GoldenGate, XStream or Streams was started.

Action: Ensure propagation is configured properly and restart GoldenGate, XStream or Streams.

DIA-26834: Unable to alter parameter '*string*' because *string* capture process is not configured to run locally

Cause: An attempt was made to alter the specified capture parameter when the GoldenGate, XStream or Streams capture process was not configured to run on the local database.

Action: Remove the invalid parameter or use DBMS_CAPTURE_ADM.ALTER_CAPTURE procedure to alter the parameter.

DIA-26835: The source database for XStream outbound server "*string*" is invalid

Cause: An attempt was made to add an XStream outbound server with a source database that was different from the associated capture's source database.

Action: Correct the value for the 'source_database' parameter in the call.

DIA-26836: The specified rules must be created from the same subsetting condition

Cause: An attempt was made to remove an outbound server's subset rules when the specified INSERT, UPDATE, and DELETE rules were not created from the same subsetting condition.

Action: Correct the rules in the statement.

DIA-26837: Server "*string*" is not an XStream inbound server

Cause: An attempt was made to execute a procedure not appropriate on an XStream inbound server.

Action: Replace with a procedure appropriate for an XStream inbound server and resubmit.

DIA-26838: Setting apply parameter "*string*" is not permitted for XStream Outbound Server

Cause: An attempt was made to set an apply parameter that was not applicable for XStream Outbound Server.

Action: Configure XStream Outbound Server using valid parameters. Check the documentation for valid parameter values.

DIA-26839: Apply tag for apply "*string*" is not permitted for XStream Outbound Server

Cause: An attempt was made to set an apply tag that was not applicable for XStream Outbound Server.

Action: Do not set the apply tag when using XStream Outbound Server.

DIA-26840: Combined capture and apply optimization is disabled because *string* is unable to identify an apply for the source database "*string*".

Cause: There were multiple Streams apply processes using the same queue which made combined capture and apply (CCA) optimization not possible.

Action: If Streams performance is an issue, check the "Combined Capture and Apply Optimization" chapter in the "Oracle Streams Concepts and Administration" book. Then reconfigure the Streams processes to meet this optimization's requirements.

DIA-26841: No subscribers are found for queue "*string*"."*string*".

Cause: No propagation or apply was configured for the specified queue.

Action: Configure propagation or apply for the specified queue.

DIA-26842: Setting apply directive "*string*" is not permitted for XStream Outbound Server

Cause: An attempt was made to set an apply directive that was not applicable for XStream Outbound Server.

Action: Configure XStream Outbound Server using valid directives. Check the documentation for valid directives.

DIA-26843: Local propagation "*string*" found for capture queue "*string*"."*string*".

Cause: The combined capture and apply optimization could not be used because a local propagation was attached to the capture queue.

Action: Remove the local propagation and restart capture.

DIA-26844: Found "*string*" active automatic split jobs for *string* Capture "*string*" in DBA_STREAMS_SPLIT_MERGE

Cause: Only one active split job is allowed for each GoldenGate, XStream or Streams Capture, but multiple active automatic split jobs were found in DBA_STREAMS_SPLIT_MERGE.

Action: Check trace to see how the jobs were submitted and drop them.

DIA-26845: Found "*string*" active split rows with the same cloned *string* Capture "*string*" in DBA_STREAMS_SPLIT_MERGE

Cause: In DBA_STREAMS_SPLIT_MERGE, for active split rows, the column CLONED_CAPTURE_NAME should be unique. However, multiple rows were found whose ACTION_TYPE column is 'SPLIT', ACTIVE column is 'ACTIVE' and have the same CLONED_CAPTURE_NAME.

Action: Check trace to see how the rows were inserted and call DBMS_STREAMS_ADM.RECOVER_OPERATION() for error recovery.

DIA-26846: Found "*string*" active automatic merge jobs for cloned *string* Capture "*string*" in DBA_STREAMS_SPLIT_MERGE

Cause: Only one active merge job is allowed for each cloned GoldenGate, XStream or Streams Capture, but multiple active automatic merge jobs were found in DBA_STREAMS_SPLIT_MERGE.

Action: Check trace to see how the jobs were submitted and drop them.

DIA-26847: Found invalid *string* type: "*string*"

Cause: Invalid GoldenGate, XStream or Streams type to split off was found. Type should only be 'PROPAGATION'(1) or 'APPLY'(2).

Action: Check trace to see how the invalid GoldenGate, XStream or Streams type was created and correct it.

DIA-26848: Split a nonexistent Streams Capture process "*string*" in job "*string*"

Cause: The job attempted to split a non-existent original Streams Capture.

Action: Drop the split job, or wait until the Streams Capture comes to existence.

DIA-26849: Split a nonsplittable *string* Capture process "*string*" in job "*string*"

Cause: The job tried to split a GoldenGate, XStream or Streams Capture that was not splittable. That is, the Capture either had less than two subscribers, or it was not the only Capture of its queue.

Action: Drop the split job, or wait until the GoldenGate, XStream or Streams Capture becomes splittable.

DIA-26850: Changes to queue subscribers were detected by *string* capture process.

Cause: The subscribers for capture queue might have changed.

Action: Capture process will restart automatically.

DIA-26851: Unable to connect to apply "*string*" because it has connected to another capture.

Cause: Another capture process is already connected to apply.

Action: Wait for the connected capture process to terminate or abort the connected capture process.

DIA-26852: Invalid NULL value for *column_value* parameter.

Cause: NULL is not allowed to be passed as the column value.

Action: Replace NULL with a proper AnyData instance containing NULL, e.g., `sys.AnyData.ConvertVarchar2(NULL)`, as the column value if the column value is NULL.

DIA-26853: invalid *cca maximum percentage string*

Cause: Specified percentage value was not in range 0 - 100.

Action: Specify a percentage value in the range 0 - 100.

DIA-26854: *string string* has no enqueue or dequeue privileges to the queue.

Cause: The GoldenGate, XStream or Streams user did not have enqueue or dequeue privilege to the queue.

Action: Grant GoldenGate, XStream or Streams user enqueue or dequeue privileges to the queue.

DIA-26855: *string string* has insufficient database privilege to access the queue.

Cause: The GoldenGate, XStream or Streams user did not have sufficient database privilege to access the queue.

Action: Grant GoldenGate, XStream or Streams user database privileges to access the queue.

DIA-26856: STREAMS *string* has insufficient database privilege to access the queue.

Cause: The GoldenGate, XStream or Streams user did not have sufficient database privilege to access the queue.

Action: Grant GoldenGate, XStream or Streams user database privileges to access the queue.

DIA-26857: LCR position cannot be null (XID=*string*).

Cause: The position of an LCR in the specified transaction was null.

Action: Use `OCILCRHeaderSet` to define the LCR position.

DIA-26858: LCR position must be strictly increasing (XID='string', LCR position='string', previous position='string').

Cause: The position of an LCR in the specified transaction was less than or equal to the previous LCR in transaction.

Action: Use OCILCRHeaderSet to correct the LCR position.

DIA-26859: Server "string" is not an XStream outbound server

Cause: An attempt was made to execute a procedure not appropriate on an XStream outbound server.

Action: Replace with a procedure appropriate for an XStream outbound server and resubmit.

DIA-26860: Different transactions must have different transaction IDs (XID='string', LCR position='string', previous commit position='string').

Cause: The position of an LCR in the specified transaction was greater than the position of the previous commit LCR in transaction with same transaction ID.

Action: Use different transaction IDs for different transactions.

DIA-26862: LCR position must be greater than the processed low position of the XStream inbound server (XID='string', LCR position='string').

Cause: The position of an LCR in the specified transaction was less than or equal to the processed low position of the XStream inbound server.

Action: Use OCILCRHeaderSet to correct the LCR position.

DIA-26863: Job "string" showing as an active job in DBA_STREAMS_SPLIT_MERGE does not exist in DBA_SCHEDULER_JOBS.

Cause: An active job showing in DBA_STREAMS_SPLIT_MERGE did not exist. It may have been dropped accidentally or something was wrong with it.

Action: Check trace to identify the problem and call DBMS_STREAMS_ADM.RECOVER_OPERATION() for error recovery.

DIA-26864: Error occurred in string automatic job: "string"

Cause: An error has happened inside GoldenGate, XStream or Streams automatic job.

Action: Check trace for more detail.

DIA-26865: must send a COMMIT LCR to end transaction 'string' before sending another transaction

Cause: An attempt was made by a client application to send LCRs for a new transaction before sending a COMMIT LCR for the specified transaction.

Action: Modify the client application to send a COMMIT LCR at the end of the specified transaction.

DIA-26866: The Queue of string Apply process "string" is not changeable.

Cause: Not all of the conditions for the Queue of a GoldenGate, XStream or Streams Apply process to be changeable were met. Conditions are: -The Apply process is not running. -The Apply process has no error. -The Apply process has no spilling. -The Apply process is not used for XStream Outbound or Inbound Servers. -The Apply process is a local Apply process. -The corresponding GoldenGate, XStream or Streams Capture process should be stopped.

Action: Make sure all of the conditions are met.

DIA-26867: *string* must be called during OCIXStreamOutLCRReceive execution

Cause: An attempt was made to execute the specified function while OCIXStreamOutLCRReceive call was not in progress.

Action: Check your program and make sure the specified call is invoked during OCIXStreamOutLCRReceive callback function.

DIA-26868: *string* must be called during OCIXStreamInLCRSend execution

Cause: An attempt was made to execute the specified function while OCIXStreamInLCRSend call was not in progress.

Action: Check your program and make sure the specified call is invoked during OCIXStreamInLCRSend callback function.

DIA-26869: must attach to an XStream inbound server before executing *string* function

Cause: An attempt was made to invoke the specified function before executing OCIXStreamInAttach call.

Action: Add OCIXStreamInAttach call before the specified function.

DIA-26870: cannot call *string* while OCIXStreamInLCRCallbackSend call is still executing.

Cause: An attempt was made to invoke the specified call while OCIXStreamInLCRCallbackSend call was executing.

Action: Check your program and remove the specified call when there is an OCIXStreamInLCRCallbackSend call in progress.

DIA-26871: unexpected *string* call (expecting *string*)

Cause: Could be one of the following reasons: 1) An attempt was made to invoke OCIXStreamInChunkSend when the most recent LCR or chunk sent did not have the OCL_XSTREAM_MORE_ROW_DATA flag set; 2) An attempt was made to invoke OCIXStreamInLCRSend when the most recent LCR or chunk sent had OCL_XSTREAM_MORE_ROW_DATA flag set.

Action: n/a

DIA-26872: must attach to an XStream outbound server before executing *string* function

Cause: An attempt was made to invoke the specified function before executing OCIXStreamOutAttach call.

Action: Add OCIXStreamOutAttach call before the specified function.

DIA-26873: cannot call *string* while OCIXStreamOutLCRCallbackReceive call is still executing.

Cause: An attempt was made to invoke the specified call while OCIXStreamOutLCRCallbackReceive call was executing.

Action: Check your program and remove the specified call when there is an OCIXStreamOutLCRCallbackReceive call in progress.

DIA-26874: *string* Capture process "*string*" cannot be split.

Cause: An attempt was made to split a GoldenGate, XStream or Streams Capture process that could not be split. That is, the Capture process either had less than two subscribers, or it was not the only Capture process of its queue.

Action: Wait until the GoldenGate, XStream or Streams Capture process can be split.

DIA-26875: Timeout while *string* automatic split job "*string*" waits for the subscriber "*string*" of Capture process "*string*" to acknowledge split

Cause: To split a subscriber of a GoldenGate, XStream or Streams Capture process, an automatic split job needs to wait until the subscriber acknowledges the split. The wait timed out.

Action: n/a

DIA-26876: invalid processed low-watermark (current position=*string*; new position=*string*)

Cause: An attempt was made to set the processed low-watermark to a value that was less than the current processed low-watermark.

Action: Correct the processed low-watermark in OCIXStreamOutProcessedLWMSet call.

DIA-26877: must reattach after an OCIXStreamOut call was interrupted

Cause: An attempt was made to execute another OCIXStreamOut API when an earlier call was interrupted because the XStream outbound server was disabled or the client requested cancellation of the operation.

Action: Execute OCIXStreamOutAttach call to reattach to the same XStream outbound server.

DIA-26878: inconsistent input LCR (LCR is '*string*' type, expecting '*string*')

Cause: An attempt was made to send an LCR that was not consistent with the specified LCR type.

Action: Correct your application to specify an LCR type that agrees with the LCR to be sent.

DIA-26879: "SET_ENQUEUE_DESTINATION" directive is not permitted on rules used by XStream outbound server "*string*"

Cause: One or more rules, used by the specified XStream outbound server, had SET_ENQUEUE_DESTINATION directive defined.

Action: Execute the following: 1) Execute query SELECT xr.rule_owner, xr.rule_name, xr.rule_set_owner, xr.rule_set_name FROM dba_apply_enqueue e, dba_xstream_rules xr WHERE e.rule_owner = xr.rule_owner AND e.rule_name = xr.rule_name AND xr.streams_name = *specified outbound server*; 2) For each rule returned, execute DBMS_APPLY_ADM.SET_ENQUEUE_DESTINATION procedure to set the destination queue to null, or execute DBMS_RULE_ADM.REMOVE_RULE to remove that rule from its associated rule set.

DIA-26880: "SET_EXECUTE" directive is not permitted on rules used by XStream outbound server "*string*"

Cause: One or more rules, used by the specified XStream outbound server, had SET_EXECUTE directive defined.

Action: Execute the following: 1) Execute query SELECT xr.rule_owner, xr.rule_name, xr.rule_set_owner, xr.rule_set_name FROM dba_apply_execute e, dba_xstream_rules xr WHERE e.rule_owner = xr.rule_owner AND e.rule_name = xr.rule_name AND xr.streams_name = *specified outbound server*; 2) For each rule returned, use DBMS_APPLY_ADM.SET_EXECUTE procedure to set the EXECUTE parameter to TRUE, or use DBMS_RULE_ADM.REMOVE_RULE to remove that rule from its associated rule set.

DIA-26881: ORA-string: string raised in string automatic string job:"string"."string" for Capture process "string" and cloned Capture process "string".

Cause: An error was raised in a GoldenGate, XStream or Streams automatic split/merge job for the given original and cloned Capture processes.

Action: Check the corresponding split/merge row in DBA_STREAMS_SPLIT_MERGE view, alert log and trace file for details.

DIA-26882: Timeout while string automatic split/merge job:"string"."string" tried to lock Capture process "string".

Cause: The GoldenGate, XStream or Streams Capture process could be locked by other automatic split/merge jobs.

Action: No action required. The GoldenGate, XStream or Streams automatic split/merge job will retry automatically.

DIA-26883: Timeout due to string Apply process "string" while merge original Capture process "string" and cloned Capture process "string".

Cause: When merging two GoldenGate, XStream or Streams Capture processes, the merge needs to wait until the Apply process of the cloned Capture process goes ahead of the slowest subscriber of the original Capture process. This wait timed out.

Action: Make sure the GoldenGate, XStream or Streams Apply process still works properly.

DIA-26884: Not allowed to specify OCI_LCR_ROW_COLVAL_OLD with OCILCR_NEW_ONLY_MODE.

Cause: An attempt was made to call OCILCRRowColumnInfoGet function with OCI_LCR_ROW_COLVAL_OLD and OCILCR_NEW_ONLY_MODE.

Action: Change OCI_LCR_ROW_COLVAL_OLD to OCI_LCR_ROW_COLVAL_NEW or remove OCILCR_NEW_ONLY_MODE argument.

DIA-26885: OCIXStreamInCommit called before OCIXStreamInFlush

Cause: An attempt was made to call OCIXStreamInCommit before calling OCIXStreamInFlush.

Action: Call OCIXStreamInFlush prior to calling OCIXStreamInCommit.

DIA-26886: LCR commit position ('string') must be greater than the applied high position of the XStream inbound server (position='string').

Cause: The position of the commit LCR was less than or equal to the applied high position of the XStream inbound server.

Action: Set the commit position higher than the applied high position.

DIA-26887: Insufficient privileges to attach to XStream inbound server "string".

Cause: Sufficient privileges were not granted to attach to the specified XStream inbound server.

Action: Query DBA_XSTREAM_INBOUND view to get the apply_user value for the specified XStream outbound server. Then, modify the application to connect to the inbound server's database using this value.

DIA-26888: Redo compatilby must be 10.2 or greater

Cause: XStream Out requires redo comptibility to be 10.2 or greater.

Action: Drop the outbound server.

DIA-26889: LOB assembly not supported for PDML parent transaction *string*, child transaction *string*.

Cause: LOB assembly is not supported for PDML transactions.

Action: Disable LOB assembly, or filter out the PDML transaction.

DIA-26890: Invalid update LCR on Oracle Sequence "*string*".*string*"

Cause: The new value column list of an update LCR on an Oracle Sequence did not have non-null columns "CYCLE#", "INCREMENT\$", "CACHE" and "HIGHWATER".

Action: Make sure the new value column list has all the required columns. This might be a user error if the LCR is from an XStream In client.

DIA-26891: Target Oracle Sequence "*string*".*string*" has inconsistent parameters with the source.

Cause: The source and target Oracle Sequences did not have the identical cache size, increment value, and cycle flag needed for replication purposes.

Action: Make sure the source and target Oracle Sequences have identical parameters. This might be a user error if the LCR is from an XStream In client.

DIA-26892: XStream feature not supported

Cause: The XStream feature was not supported.

Action: No action necessary.

DIA-26893: Input LCR must be a commit LCR

Cause: The input LCR was not a commit LCR.

Action: Make sure the input LCR is a commit LCR.

DIA-26894: Invalid "*string*" in Apply Progress redo

Cause: The value of the field reported was possibly corrupted.

Action: Contact Oracle Support Services.

DIA-26895: Setting parameter "*string*" of Streams process "*string*" is only permitted for Oracle GoldenGate or XStream.

Cause: An attempt was made to set a parameter that is only allowed for XStream.

Action: Oracle GoldenGate license is needed to use this parameter.

DIA-26896: Attempted to connect multiple Oracle GoldenGate Capture processes, including "*string*", with XStream outbound server "*string*" through queue "*string*".*string*"

Cause: An attempt was made to connect multiple Oracle GoldenGate Capture processes through a queue with the XStream outbound server.

Action: Each XStream outbound server can only connect with one co-located Capture process. Remove extra Capture processes.

DIA-26897: Unable to start *string* capture "*string*" because its subscribers "*string*" and "*string*" have different purpose

Cause: An attempt was made to start an Oracle Capture process but it failed to start because its subscribers had conflicting purpose.

Action: Remove one of the specified subscribers from the capture queue.

DIA-26898: Unable to create "*string*" because there is an Oracle Capture process using the same queue "*string*".*string*"

Cause: An attempt was made to create an inbound server using the same queue that was used by an Oracle Capture process.

Action: Resubmit the statement using another queue name.

DIA-26899: internal *string* error

Cause: An internal Streams, XStream or GoldenGate error has occurred.

Action: Please contact Oracle customer support.

DIA-26900: Streams failed to update data dictionary table for propagation "*string*" from capture "*string*" to apply "*string*".

Cause: The data dictionary table was corrupted.

Action: Validate the data dictionary table to restart GoldenGate, XStream or Streams capture process.

DIA-26901: *string* propagation sender in the combined capture and apply mode is to be suspended while apply is disabled.

Cause: The corresponding subscriber was dropped or split.

Action: No action necessary.

DIA-26902: *string* propagation sender in the combined capture and apply mode is to be suspended while apply is enabled.

Cause: The corresponding subscriber was dropped or split.

Action: No action necessary.

DIA-26903: Invalid edition name "*string*"

Cause: The edition associated with the LCR did not exist in the destination database.

Action: Check if the edition needs to be created manually on the destination database or if the CREATE EDITION statement for this edition has been applied properly on the destination database.

DIA-26904: Invalid bind variable "*string*" in LCR field expression.

Cause: In the statement handler, the bind variables listed in the SQL expression did not match the allowed Logical Change Record field names.

Action: Verify that all the bind variables listed in the expression are legal Logical Change Record fields.

DIA-26905: Invalid LCR method expression "*string*" in statement handler.

Cause: The Logical Change Record method listed was not allowed in the statement handler.

Action: Verify that the Logical Change Record method listed in the expression is a legal DBMS_LCR method.

DIA-26906: No change handler exists.

Cause: There was no change handler for the specified apply, operation, source table, change table, and capture values.

Action: Query DBA_APPLY_CHANGE_HANDLERS view to find the correct change handler.

DIA-26907: Insufficient privileges to set converge tag

Cause: Privileges were insufficient to set converge tag.

Action: The invoker needs EXECUTE_CATALOG_ROLE or execute privilege on DBMS_STREAMS_ADM to set converge tag. Grant appropriate privileges to the invoker.

DIA-26908: XStream API must be executed using a dedicated server process.

Cause: An attempt was made to execute XStream API using a shared server process.

Action: Replace the connect string in the client application to use a dedicated server process.

DIA-26909: cannot reexecute an eager error

Cause: An attempt was made to reexecute an eager error transaction. An eager transaction is applied before the apply process sees the commit or rollback for the transaction.

Action: Fix the cause of the eager error and restart the apply process. When apply is restarted, capture will automatically resend the transaction, and the transaction will be applied by the apply process.

DIA-26910: user error *string* encountered in eager mode

Cause: An error was encountered during eager apply. An eager transaction is applied before the apply process sees the commit or rollback for the transaction. If an error occurs during an eager transaction, the transaction will be rolled back.

Action: Query the DBA_APPLY_ERROR view to determine the error and take the appropriate action. The apply process will need to be restarted to apply the transaction that had the error. When apply is restarted, capture will automatically resend the transaction, and the transaction will be applied by the apply process.

DIA-26911: invalid oldest position (current position=*string*; new position=*string*)

Cause: An attempt was made to set the oldest position to a value that was less than the current value.

Action: Correct the oldest_position argument in OCIXStreamOutProcessedLWMSet2 call.

DIA-26912: not allowed to invoke '*string*' while in committed data-only mode

Cause: An attempt was made to call the specified API while the attached XStream server was in committed data-only mode.

Action: Perform one of the following: 1) If the invalid call is OCIXStreamOutProcessedLWMSet2, then change it to OCIXStreamOutProcessedLWMSet or pass a null oldest_position to OCIXStreamOutProcessedLWMSet2 call. 2) If the invalid call is OCIXStreamInProcessedLWMGet2, then change it to OCIXStreamInProcessedLWMGet or pass a null oldest_position to OCIXStreamInProcessedLWMGet2 call.

DIA-26913: must connect to instance *string* where *string string* server "*string*" is running

Cause: The client application was not connected to the same Oracle RAC instance as the specified Oracle GoldenGate or XStream server.

Action: Connect to the specified instance using the network service name obtained from the following query: SELECT network_name FROM all_queues q,

all_xstream_outbound ob WHERE q.owner = ob.queue_owner AND q.name = ob.queue_name AND server_name = '<server_name>';

DIA-26914: Unable to communicate with *string* capture process "*string*" from outbound server "*string*".

Cause: Capture process might not have been started properly or was aborted.

Action: If Oracle GoldenGate or XStream capture process was stopped, then restart the capture process. Otherwise, query the DBA_CAPTURE view to determine the reason and take the appropriate action. If the error is ORA-4031, either increase the initialization parameter STREAMS_POOL_SIZE or increase the capture parameter MAX_SGA_SIZE or increase both. Refer to the XStream documentation for additional information on these parameters.

DIA-26915: Unable to return Logical Change Record (LCR) information due to missing data dictionary.

Cause: The current session was unable to return the requested information on the given LCR due to missing dictionary data on that LCR.

Action: Detach and reattach the XStream outbound server. Then retry the current call.

DIA-26916: Must call OCIPOGGRedoLogOpen function before OCIPOGGRedoLogRead

Cause: An attempt was made to call OCIPOGGRedoLogRead before calling OCIPOGGRedoLogOpen.

Action: Add OCIPOGGRedoLogOpen call before OCIPOGGRedoLogRead.

DIA-26917: OCIPOGG API must be executed using a dedicated server process.

Cause: An attempt was made to execute OCIPOGG API using a shared server process.

Action: Replace the connect string in the client application to use a dedicated server process.

DIA-26918: Must use '*string*' procedure for outbound server "*string*".

Cause: An attempt was made to execute START_APPLY on an outbound server that uses uncommitted data mode.

Action: Use the specified procedure instead.

DIA-26919: Capture "*string*" is not associated with queue "*string*".*string*".

Cause: The capture specified in the ADD_OUTBOUND procedure was not associated with the specified queue.

Action: Resubmit the ADD_OUTBOUND procedure after removing either the capture_name or the queue_name argument.

DIA-26920: *string* outbound server "*string*" has been stopped.

Cause: The specified outbound server was stopped.

Action: Execute START_OUTBOUND procedure to restart the outbound server or execute OCIXStreamOutAttach function to reattach to the outbound server.

DIA-26921: Cannot alter the start SCN or time of *string* Capture "*string*".

Cause: An attempt was made to alter the start SCN or time for a capture while other outbound servers were still attached to it.

Action: Execute the following: 1) Get the names of other outbound servers currently attached to the specified Capture using the query: SELECT server_name FROM

dba_xstream_outbound WHERE (status = 'ATTACHED') AND (server_name '<altered_server>') AND (capture_name = '<specified_capture_name>'); 2) Detach the client application from each server_name returned. 3) Retry the operation.

DIA-26922: user *string* does not have LOGMINING privilege

Cause: An attempt was made to start the capture process or attach to an outbound server when the specified user did not have LOGMINING privilege.

Action: Grant LOGMINING privilege to the specified user and resubmit the failed operation.

DIA-26923: cannot configure *string* outbound server "*string*" with *string* capture "*string*" due to different purpose

Cause: An attempt was made to configure an outbound server with a capture used for different purpose.

Action: Execute the following: 1) Get the purpose of each capture and its associated queue: SELECT capture_name, queue_owner, queue_name, purpose FROM dba_capture; 2) Resubmit the statement using a queue or capture with the same purpose.

DIA-26924: cannot configure *string* using "*string*".*string*" queue because it is used by "*string*" for *string* purpose

Cause: An attempt was made to configure the specified process using a queue already used by another process for different purpose.

Action: Resubmit the statement using another queue of the same purpose.

DIA-26925: cannot configure outbound server "*string*" with capture "*string*" because it is not using apply-state checkpoint

Cause: An attempt was made to configure an outbound server with a capture not using apply-state checkpoint.

Action: Specify a different capture in the ADD_OUTBOUND procedure or re-create the capture and resubmit the statement.

DIA-26926: Unable to attach because capture "*string*" is missing dictionary redo logs

Cause: The specified capture was unable to locate the dictionary redo log.

Action: Check the state of the specified capture from gv\$streams_capture to determine the SCN or filename of the missing log file. Confirm that the filename exists and is accessible online and also in the DBA_REGISTERED_ARCHIVED_LOG view. In addition, for local capture, confirm that an entry exists for the file in the V\$ARCHIVED_LOG view. If an entry is missing, it can be added using the ALTER DATABASE REGISTER ... LOGFILE command, specifying the keyword LOGICAL LOGFILE or PHYSICAL LOGFILE as appropriate.

DIA-26927: Unable to communicate with *string* capture process "*string*" from outbound server "*string*".

Cause: A timeout occurred while waiting for capture to respond.

Action: Check the state of the specified capture from GV\$XSTREAM_CAPTURE view. Determine the reason for capture's unresponsiveness. If streams_pool_size is not set or set with an inadequate value, consider setting or increasing the value of this parameter.

DIA-26928: Unable to communicate with *string* apply coordinator process "*string*" from outbound server "*string*".

Cause: A timeout occurred while waiting for apply coordinator to respond.

Action: Check the state of the specified apply coordinator from GV \$STREAMS_APPLY_COORDINATOR view. Determine the reason for apply coordinator's unresponsiveness. If streams_pool_size is not set or set with an inadequate value, consider setting or increasing the value of this parameter.

DIA-26929: altering an outbound server with a remote capture is not allowed

Cause: An attempt was made to alter an outbound server with a remote capture.

Action: None

DIA-26930: User "*string*" does not have privileges to perform this operation

Cause: An attempt was made to create, alter, or drop a process that has a different user (such as capture user or apply user) than the invoking user.

Action: Use the DBMS_XSTREAM_AUTH.GRANT_ADMIN_PRIVILEGE or DBMS_GOLDENGATE_AUTH.GRANT_ADMIN_PRIVILEGE procedures to grant the invoking user proper privileges.

DIA-26931: This procedure can only be invoked from the root container.

Cause: An attempt was made to create an outbound server in non-root PDB.

Action: Create the outbound server from the root container.

DIA-26932: Streams configuration is not allowed in a container database.

Cause: An attempt was made to configure a Streams environment in a container database.

Action: None

DIA-26933: Cannot start Streams process "*string*" while in a container database.

Cause: An attempt was made to start the specified Streams process while in a container database.

Action: None

DIA-26934: Streams synchronous capture is not supported in a container database.

Cause: An attempt was made to perform a DML operation on a table being captured by a Streams synchronous capture in a container database.

Action: Remove all Streams synchronous captures then reexecute the DML operation.

DIA-26935: Unsupported type *string.string* for parameter for procedure *string.string.string*.

Cause: Apply encountered a procedure call with a parameter with an unsupported type.

Action: Modify the rules to filter out the procedure call.

DIA-26936: must execute OCIPOGGCaptureAttach before invoking *string* function

Cause: An attempt was made to invoke the specified function before executing OCIPOGGCaptureAttach call.

Action: Add OCIPOGGCaptureAttach call before the specified function.

DIA-26937: client has already attached to *string* capture "*string*".

Cause: The client was already attached to the specified capture.

Action: Detach from the specified capture before reattaching.

DIA-26938: cannot pack LCR into LCR buffer (buffer size is *string*, LCR size is *string*)

Cause: The logical change record (LCR) buffer was not large enough to store the current LCR.

Action: Increase the buffer size in the OCIPOGGCaptureAttach call.

DIA-26939: *string* capture "*string*" is disabled.

Cause: The capture process was disabled or aborted.

Action: Start the capture process.

DIA-26940: OCIPOGGCapture API must be executed using a dedicated server process.

Cause: An attempt was made to execute OCIPOGGCapture API using a shared server process.

Action: Replace the connect string in the client application to use a dedicated server process.

DIA-26941: unable to perform LOB assembly for table *string.string*

Cause: The apply process was unable to perform the LOB assembly for a DML for the specified table.

Action: Verify that the storage type for the columns are compatible at the source and destination.

DIA-26942: LCR should not contain old value for column *string* in table *string.string*

Cause: The LCR contained old values for LOB, XMLType and object columns.

Action: Remove old values for any LOB, XMLType and object columns in the LCR.

DIA-26943: cross PDB operation not allowed

Cause: An attempt was made to perform an operation on a container database different from the container database where the call was made.

Action: Log into the root container or into the container where you want to perform the requested action.

DIA-26944: User "*string*" attempted to invoke a procedure without proper permissions.

Cause: An attempt was made to invoke a procedure without proper permissions.

Action: Use the DBMS_GOLDENGATE_AUTH.GRANT_ADMIN_PRIVILEGE to grant the invoking user proper privileges.

DIA-26945: unsupported hint *string*

Cause: The specified hint was not supported.

Action: Remove the hint from the SQL statement.

DIA-26946: OCIPOGGRedoLog API not supported in CDB.

Cause: An attempt was made to call an OCIPOGGRedoLog API in a multitenant container database (CDB).

Action: Do not call the OCIPOGGRedoLog API in a CDB.

DIA-26947: Oracle GoldenGate replication is not enabled.

Cause: The 'enable_goldengate_replication' parameter was not set to 'true'.

Action: Set the 'enable_goldengate_replication' parameter to 'true' and retry the operation. Oracle GoldenGate license is needed to use this parameter.

DIA-26948: Streams API must be executed using a dedicated server process.

Cause: The dblink configured for the propagation from the capture queue to the apply queue is using a shared server connection.

Action: Modify the dblink for this propagation to use a dedicated server connection.

DIA-26949: Advanced Replication is not allowed in a container database.

Cause: An attempt was made to configure an advanced replication in a multitenant container database (CDB).

Action: Do not call the Advanced Replication API in a CDB.

DIA-26951: table "*string*"."*string*" has column data type not supported by conflict resolution

Cause: A conflict was detected, but unsupported columns prevented resolving the conflict.

Action: Remove conflict resolution configuration for tables with LOB, LONG, XML, object, or extended types.

DIA-26952: could not clone from the specified clone_capture_name *string* while creating capture process *string*

Cause: The specified clone_capture_name could not be used as a clone candidate while creating the capture process.

Action: Re-create the capture without setting clone_capture_name.

DIA-26953: source database character set is not a subset of the mining database character set

Cause: An attempt was made to configure a downstream capture but the source database character set was not a subset of the mining database character set.

Action: Use AL32UTF8 character set or other compatible character set for the mining database.

DIA-26954: invalid protocol (opcode *string*) received during XStream execution

Cause: An internal protocol error occurred while executing an XStream function.

Action: Contact Oracle Support Services.

DIA-26955: cannot capture TIMESTAMP WITH LOCAL TIME ZONE data type

Cause: The capture process was unable to capture TIMESTAMP WITH LOCAL TIME ZONE data type because the source database time zone was not available.

Action: Refer to My Oracle Support Note 1928808.1 to set the source database time zone for the specified capture process.

DIA-26956: capture *string* created successfully but the source database time zone is not available

Cause: The capture process was created successfully; however, it will not be able to capture TIMESTAMP WITH LOCAL TIME ZONE data type unless the source database time zone is set.

Action: Refer to My Oracle Support Note 1928808.1 to set the source database time zone for the specified capture process.

DIA-26957: LCR identifier length is invalid.

Cause: A logical change record (LCR) identifier with an incompatible length was used.

Action: Use an LCR identifier compatible with release 12.2 or higher specification.

DIA-26958: LCR identifier version is invalid.

Cause: An invalid logical change record (LCR) identifier version number was used.

Action: Use an LCR identifier version compatible with release 12.2 or higher specification.

DIA-26959: SCN value does not fit in SCN version 1.

Cause: The system change number (SCN) value was too big to fit in the original SCN specification.

Action: Use an SCN value compatible with the original SCN specification.

DIA-26960: automatic CDR already configured for table "*string*".*string*"

Cause: Automatic conflict detection and resolution was already configured.

Action: Remove the automatic conflict detection and resolution configuration and retry.

DIA-26961: automatic CDR not configured for table "*string*".*string*"

Cause: Automatic conflict detection and resolution was not configured.

Action: None

DIA-26962: automatic CDR delta resolution not configured for column "*string*"

Cause: Automatic conflict detection and resolution delta resolution was not configured.

Action: None

DIA-26963: automatic CDR column group cannot be created

Cause: Automatic conflict detection and resolution was configured with column granularity.

Action: Remove the column-level configuration and retry.

DIA-26964: column "*string*" already assigned to a column group

Cause: The column was already part of a column group.

Action: Remove the column from the column group and retry.

DIA-26965: column group name "*string*" not available

Cause: The column group name was already in use.

Action: Remove the existing column group and retry.

DIA-26967: delete tombstone table "*string*".*string*" cannot be dropped

Cause: An attempt was made to drop a delete tombstone table.

Action: Remove the automatic conflict detection and resolution from the base table.

DIA-26968: column group "*string*" not found

Cause: The column group did not exist.

Action: Check if the column group needs to be created.

DIA-26969: column "string" not part of column group "string"

Cause: The column did not belong to the column group.

Action: Check the column list and retry.

DIA-26970: table "string" does not contain a primary key constraint

Cause: An attempt was made to configure automatic conflict detection and resolution with delete tombstones on a table without a primary key.

Action: Add a primary key and retry.

DIA-26971: resolution column "string" not present

Cause: The resolution column was not set in the logical change record (LCR).

Action: Manually resolve the conflict.

DIA-26972: An apply process attempted to modify the SYSAUX tablespace.

Cause: An ALTER TABLESPACE DDL to SYSAUX was attempted by Oracle GoldenGate, XStream or Streams process.

Action: Only SYS is allowed to modify SYSAUX.

DIA-26973: automatic CDR not supported for table "string"."string" which has long columns

Cause: Automatic conflict detection and resolution (CDR) support for long columns failed. CDR does not support long columns.

Action: None

DIA-26974: Apply process is stuck in synchronous error handling mode.

Cause: The apply process ran out of memory or queue space while suspended for synchronous error handling.

Action: Restart Oracle GoldenGate Replicat process.

DIA-27000: skgfsbi: failed to initialize storage subsystem (SBT) layer

Cause: sbtinit returned an error, additional information indicates error

Action: verify that vendor's storage subsystem product is operating correctly

DIA-27001: unsupported device type

Cause: the specified device type is supported on this platform

Action: check V\$BACKUP_DEVICE for supported device types

DIA-27002: function called with invalid device structure

Cause: internal error, additional information indicates which function encountered error

Action: check for trace file and contact Oracle Support

DIA-27003: cannot open file on device allocated with NOIO option

Cause: internal error, a file is being created/retrieved on a device allocated with NOIO option, additional information indicates which function encountered error

Action: check for trace file and contact Oracle Support

DIA-27004: invalid blocksize specified

Cause: internal error, blocksize specified is incorrect for the device on which file is being created, additional information indicates blocksize specified, and the function that encountered the error

Action: check for trace file and contact Oracle Support

DIA-27005: cannot open file for async I/O on device not supporting async

Cause: internal error, a file is being opened for async I/O on a device that does not support async I/O, additional information indicates which function encountered error

Action: check for trace file and contact Oracle Support

DIA-27006: sbtremove returned error

Cause: additional information indicates error returned by sbtremove, and the function that encountered the error

Action: verify that vendor's storage subsystem product is operating correctly

DIA-27007: failed to open file

Cause: sbtopen returned error, additional information indicates error returned from sbtopen, and the function that encountered the error

Action: verify that vendor's storage subsystem product is operating correctly

DIA-27008: function called with invalid file structure

Cause: internal error, additional information indicates which function encountered error

Action: check for trace file and contact Oracle Support

DIA-27009: cannot write to file opened for read

Cause: internal error

Action: check for trace file and contact Oracle Support

DIA-27010: skgfwrt: write to file failed

Cause: sbtwrite returned error, additional information indicates error returned from sbtwrite

Action: verify that vendor's storage subsystem product is operating correctly

DIA-27011: skgfrd: cannot read from file opened for write

Cause: internal error

Action: check for trace file and contact Oracle Support

DIA-27012: skgfrd: read from file failed

Cause: sbtread returned error, additional information indicates error returned from sbtread

Action: verify that vendor's storage subsystem product is operating correctly

DIA-27013: skgqdel: cannot delete an open file

Cause: internal error

Action: check for trace file and contact Oracle Support

DIA-27014: skgqpini: translation error while expanding SS_UDMPDIR

Cause: Failure of sltn in skgqpini

Action: Check additional return error for more information.

DIA-27015: skgfcls: failed to close the file

Cause: sbtclose returned error, additional information indicates error returned from sbtclose

Action: verify that vendor's storage subsystem product is operating correctly

DIA-27016: skgfcls: sbtinfo returned error

Cause: additional information indicates error returned from sbtinfo

Action: verify that vendor's storage subsystem product is operating correctly

DIA-27017: skgfcls: media handle returned by sbtinfo exceeds max length(SSTMXQMH)

Cause: media handle string length exceeds SSTMXQMH

Action: verify that vendor's storage subsystem product is operating correctly, and that the platform limit (SSTMXQMH) is at least 64 (the limit specified for sbtinfo). additional information indicates the media handle string length returned by sbtinfo, and the limit (SSTMXQMH)

DIA-27018: BLKSIZE is not a multiple of the minimum physical block size

Cause: User-specified BLKSIZE (blocking factor) is not a multiple of the minimum block size that is permitted on this platform.

Action: Two ADDITIONAL INFORMATION messages are displayed which show the blocking factor provided by the user and the minimum physical block size. Specify a BLKSIZE that is an integral multiple of the minimum block size.

DIA-27019: tape filename length exceeds limit (SBTOPMXF)

Cause: length of tape filename provided to sequential I/O OSD functions is too long

Action: additional information indicates in which function this error is encountered, the length of filename provided, and the limit on filename

DIA-27020: named devices not supported

Cause: the platform or the specified device type does not support named devices

Action: do not specify device name or use a device type that supports named devices. Use V\$BACKUP_DEVICE view to see what device types and names (if any) are available.

DIA-27021: sequential file handle must be specified

Cause: The filename which will be passed to sbtopen was not specified.

Action: Specify a filename and continue. If this is a backup set being created via Recovery Manager, use the 'format' option to specify the backup piece handle name.

DIA-27022: skgfqsbi: could not allocate memory for media manager

Cause: Oracle could not allocate memory required by the media management software which is linked with Oracle to provide backup/restore services.

Action: Increase the amount of memory available to the Oracle process and retry the backup/restore.

DIA-27023: skgfqsbi: media manager protocol error

Cause: The media management software which is linked with Oracle to provide backup/restore services did not provide its function pointer structure to Oracle.

Action: This is an internal error in the media management product. Contact the media management vendor.

DIA-27024: skgfqsbi: sbtinit2 returned error

Cause: sbtinit2 returned an error. This happens during a backup or restore operation.

Action: This error is returned from the media management software which is linked with Oracle. There should be additional messages which explain the cause of the error. This error usually requires contacting the media management vendor.

DIA-27025: skgfqsbi: invalid media manager context area size

Cause: The media management software requested a context area size which is greater than the maximum allowable size.

Action: This is an internal error in the media management product. Contact the media management vendor.

DIA-27026: skgfrls: sbtend returned error

Cause: sbtend returned an error. This happens during a backup or restore operation.

Action: This error is returned from the media management software which is linked with Oracle. There should be additional messages which explain the cause of the error. This error usually requires contacting the media management vendor.

DIA-27027: sbtremove2 returned error

Cause: sbtremove2 returned an error. This happens when deleting a backup file.

Action: This error is returned from the media management software which is linked with Oracle. There should be additional messages which explain the cause of the error. This error usually requires contacting the media management vendor.

DIA-27028: skgfqcre: sbtbackup returned error

Cause: sbtbackup returned an error. This happens when creating a backup file during a backup operation.

Action: This error is returned from the media management software which is linked with Oracle. There should be additional messages which explain the cause of the error. This error usually requires contacting the media management vendor.

DIA-27029: skgfrtrv: sbtrestore returned error

Cause: sbtrestore returned an error. This happens when retrieving a backup file during a restore operation.

Action: This error is returned from the media management software which is linked with Oracle. There should be additional messages which explain the cause of the error. This error usually requires contacting the media management vendor.

DIA-27030: skgfwrt: sbtwrite2 returned error

Cause: sbtwrite2 returned an error. This happens while writing a backup file during a backup operation.

Action: This error is returned from the media management software which is linked with Oracle. There should be additional messages which explain the cause of the error. This error usually requires contacting the media management vendor.

DIA-27031: mirror resilvering functions not supported

Cause: internal error

Action: check for trace file and contact Oracle Support

DIA-27032: failed to obtain file size limit

Cause: getrlimit system call returned an error

Action: check errno

DIA-27033: failed to obtain file size limit

Cause: ulimit system call returned an error

Action: check errno

DIA-27034: maximum length of ORACLE_SID exceeded

Cause: too many characters in the ORACLE_SID string

Action: rename the ORACLE_SID to a string of up to the maximum number of characters specified for your system

DIA-27035: logical block size is invalid

Cause: logical block size for oracle files must be a multiple of the physical block size, and less than the maximum

Action: block size specified is returned as additional information, check init.ora parameters, additional information also indicates which function encountered the error

DIA-27036: translation error, unable to expand file name

Cause: additional information indicates sltln/slnrm error, and also indicates which function encountered the error

Action: check additional information

DIA-27037: unable to obtain file status

Cause: stat system call returned an error, additional information indicates which function encountered the error

Action: check errno

DIA-27038: created file already exists

Cause: trying to create a database file, but file by that name already exists

Action: verify that name is correct, specify reuse if necessary

DIA-27039: create file failed, file size limit reached

Cause: an attempt was made to create a file that exceeds the process's file size limit, additional information indicates which function encountered the error

Action: raise the file size limit

DIA-27040: file create error, unable to create file

Cause: create system call returned an error, unable to create file

Action: verify filename, and permissions

DIA-27041: unable to open file

Cause: open system call returned an error, additional information indicates which function encountered the error

Action: check errno

DIA-27042: not enough space on raw partition to fulfill request

Cause: internal error, file too large for raw partition, additional information indicates which function encountered the error

Action: check for trace file and contact Oracle Support

DIA-27043: unable to seek to beginning of file

Cause: seek system call failed, additional information indicates which function encountered the error

Action: check errno

DIA-27044: unable to write the header block of file

Cause: write system call failed, additional information indicates which function encountered the error

Action: check errno

DIA-27045: unable to close the file

Cause: close system call failed, additional information indicates which function encountered the error

Action: check errno

DIA-27046: file size is not a multiple of logical block size

Cause: file size as indicated by stat is not correct, additional information indicates which function encountered the error

Action: verify that the file has not been overwritten or truncated

DIA-27047: unable to read the header block of file

Cause: read system call failed, additional information indicates which function encountered the error

Action: check errno

DIA-27048: skgfifi: file header information is invalid

Cause: possibly trying to use a non-database file as a database file

Action: verify that file is a database file

DIA-27049: unable to seek to and read the last block

Cause: an attempt was made to seek to and read the last block in file, additional information indicates which function encountered error

Action: check errno

DIA-27050: function called with invalid FIB/IOV structure

Cause: internal error, additional information indicates which function encountered error

Action: check for trace file and contact Oracle Support

DIA-27052: unable to flush file data

Cause: fsync system call returned error, additional information indicates which function encountered the error

Action: check errno

DIA-27053: blocksize in file header not a multiple of logical block size

Cause: the logical block size is invalid, additional information indicates the logical block size and the blocksize in the file header

Action: use a different logical block size, or do not reuse file

DIA-27054: NFS file system where the file is created or resides is not mounted with correct options

Cause: The file was on an NFS partition and either reading the mount tab file failed or the partition was not mounted with the correct mount option.

Action: Make sure mount tab file has read access for Oracle user and the NFS partition where the file resides is mounted correctly. For the list of mount options to use refer to your platform specific documentation.

DIA-27056: could not delete file

Cause: unlink system call returned error

Action: check errno

DIA-27057: cannot perform async I/O to file

Cause: internal error, query is being asked about async vector I/O when the file does not support async I/O

Action: check for trace file and contact Oracle Support

DIA-27058: file I/O question parameter is invalid

Cause: internal error, invalid query is being asked

Action: check for trace file and contact Oracle Support

DIA-27059: could not reduce file size

Cause: ftruncate system call returned error

Action: check errno

DIA-27060: could not set close-on-exec bit on file

Cause: fcntl system call returned error

Action: check errno

DIA-27061: waiting for async I/Os failed

Cause: aiowait function returned error

Action: check errno

DIA-27062: could not find pending async I/Os

Cause: There should have been some async I/Os in the system but a blocking aiowait indicates that there are no more I/Os. It could be either because of an Oracle bug or the vendor OS bug or due to a NFS server not responding

Action: check Oracle trace file, OS message files and contact Oracle Support

DIA-27063: number of bytes read/written is incorrect

Cause: the number of bytes read/written as returned by aiowait does not match the original number, additional information indicates both these numbers

Action: check errno

DIA-27064: cannot perform async I/O to file

Cause: internal error, asked to perform async I/O when IOV indicates that it cannot be performed on the file

Action: check for trace file and contact Oracle Support

DIA-27065: cannot perform async vector I/O to file

Cause: internal error, asked to perform async vector I/O when it cannot be performed on the file

Action: check for trace file and contact Oracle Support

DIA-27066: number of buffers in vector I/O exceeds maximum

Cause: internal error, number of buffers in vector I/O exceeds maximum allowed by the OSD, additional information indicates both these numbers

Action: check for trace file and contact Oracle Support

DIA-27067: size of I/O buffer is invalid

Cause: internal error, buffer size is either 0, or greater than SSTIOMAX or not a multiple of logical block size, additional information indicates where in function the error was encountered and the buffer size

Action: check for trace file and contact Oracle Support

DIA-27068: I/O buffer is not aligned properly

Cause: internal error, buffer is not aligned to SSIOALIGN boundary, additional information indicates where in function the error was encountered and the buffer pointer

Action: check for trace file and contact Oracle Support

DIA-27069: attempt to do I/O beyond the range of the file

Cause: internal error, the range of blocks being read or written is outside the range of the file, additional information indicates the starting block number, number of blocks in I/O, and the last valid block in the file

Action: check for trace file and contact Oracle Support

DIA-27070: async read/write failed

Cause: aioread/aiowrite system call returned error, additional information indicates starting block number of I/O

Action: check errno

DIA-27071: unable to seek to desired position in file

Cause: lseek system call returned error, additional information indicates block number in file to which seek was attempted

Action: check errno

DIA-27072: File I/O error

Cause: read/write/readv/writev system call returned error, additional information indicates starting block number of I/O

Action: check errno

DIA-27073: Trying to close a file which has async I/Os pending to be dequeued

Cause: internal error, the file is being closed but not all async I/Os to the file have been dequeued, additional information indicates number of I/Os pending on the file

Action: check for trace file and contact Oracle Support

DIA-27074: unable to determine limit for open files

Cause: The getrlimit() system call returned an error.

Action: Check errno.

DIA-27075: SSTMOFRC constant too large

Cause: internal error

Action: check for trace file and contact Oracle Support

DIA-27076: unable to set limit for open files

Cause: The setrlimit() system call returned an error.

Action: Check errno.

DIA-27077: too many files open

Cause: internal error, the number of files opened through skgfofi has reached the limit

Action: Check for trace file and contact Oracle Support.

DIA-27078: unable to determine limit for open files

Cause: The getrlimit() system call returned an error.

Action: Check errno.

DIA-27079: unable to set async IO limit

Cause: The setting of the limit for async I/O has failed.

Action: Check errno.

DIA-27080: too many files open

Cause: The number of files opened has reached the system limit.

Action: Check the error, and set system configuration values.

DIA-27081: unable to close the file

Cause: The close() system call failed.

Action: Check errno.

DIA-27083: waiting for async I/Os failed

Cause: The aio_waitn() library call returned an error.

Action: Check errno.

DIA-27084: unable to get/set file status flags

Cause: The fcntl() system call with F_GETFL/F_SETFL flag returned an error.

Action: Check errno.

DIA-27086: unable to lock file - already in use

Cause: the file is locked by another process, indicating that it is currently in use by a database instance.

Action: determine which database instance legitimately owns this file.

DIA-27087: unable to get share lock - file not readable

Cause: share lock request was made on a file not open for read access.

Action: file must be open read-only or read-write to get a share lock.

DIA-27088: unable to get file status

Cause: file not open or file descriptor is invalid.

Action: n/a

DIA-27089: unable to release advisory lock

Cause: release of file lock failed

Action: see errno

DIA-27090: Unable to reserve kernel resources for asynchronous disk I/O

Cause: The system call to reserve kernel resources for asynchronous I/O has failed.

Action: Check errno

DIA-27091: unable to queue I/O

Cause: read/write/readv/writev system call returned error, additional information indicates starting block number of I/O

Action: check errno

DIA-27092: size of file exceeds file size limit of the process

Cause: an attempt was made to open a file that exceeds the process's file size limit (ulimit), additional information shows the current limit (logical blocks) and the size of the file (logical blocks)

Action: increase the processes file size limit (ulimit) and retry

DIA-27093: could not delete directory

Cause: rmdir system call returned error

Action: check errno

DIA-27094: raw volume used can damage partition table

Cause: A raw device with VTOC information was provided as a database file.

Action: Make sure the disk partition that is provided to Oracle does not start at sector 0

DIA-27095: fail to get the disk sector size

Cause: The system call to get the sector size failed. Additional information indicates which function encountered the error.

Action: Check error number.

DIA-27096: fail to get file size

Cause: The system call to get file size failed. Additional information indicates which function encountered the error.

Action: Check error number.

DIA-27097: failed to set Access Control List ownership for ASM devices

Cause: The system call to set ACL ownership for ASM devices failed. Additional information indicates which function encountered the error.

Action: Refer to Microsoft documentation for an explanation of the accompanying error code and text.

DIA-27098: failed to rename file

Cause: The system call to change the file name failed. Additional information indicates which function encountered the error.

Action: Check the Oracle trace file for additional information on file name and reason for failure.

DIA-27099: failed to create file

Cause: The system call to create this file type in this file system failed. Check if the creation of this file type is supported in this file system. Additional information indicates which function encountered the error.

Action: Refer to Oracle documentation for additional details.

DIA-27100: shared memory realm already exists

Cause: Tried to start duplicate instances, or tried to restart an instance that had not been properly shutdown

Action: Use a different instance name, or cleanup the failed instance's SGA

DIA-27101: shared memory realm does not exist

Cause: Unable to locate shared memory realm

Action: Verify that the realm is accessible

DIA-27102: out of memory

Cause: Out of memory

Action: Consult the trace file for details

DIA-27103: internal error

Cause: internal error

Action: contact Oracle support

DIA-27104: system-defined limits for shared memory was misconfigured

Cause: System-defined shared memory limits were inadequate for Oracle.

Action: Consult the alert file for details.

DIA-27105: unable to support any system page size for shared memory allocation

Cause: Current configuration was not supported by any system page size.

Action: Consult the alert file for details.

DIA-27106: system pages not available to allocate memory

Cause: System page count for supported page sizes was misconfigured.

Action: Configure system page count as recommended in the alert file.

DIA-27107: AUTO value for USE_LARGE_PAGES parameter is no longer supported

Cause: The USE_LARGE_PAGES configuration parameter was set to AUTO.

Action: Consult the alert file for details.

DIA-27120: unable to remove shared memory segment

Cause: shmctl() call failed

Action: check permissions on segment, contact Oracle support

DIA-27121: unable to determine size of shared memory segment

Cause: shmctl() call failed

Action: check permissions on segment, contact Oracle support

DIA-27122: unable to protect memory

Cause: mprotect() call failed

Action: contact Oracle support

DIA-27123: unable to attach to shared memory segment

Cause: shmatt() call failed

Action: check permissions on segment, contact Oracle support

DIA-27124: unable to detach from shared memory segment

Cause: shmdt() call failed

Action: contact Oracle support

DIA-27125: unable to create shared memory segment

Cause: shmget() call failed

Action: contact Oracle support

DIA-27126: unable to lock shared memory segment in core

Cause: insufficient privileges to lock shared memory segment in core

Action: make sure process is running with necessary privileges.

DIA-27127: unable to unlock shared memory segment

Cause: insufficient privileges to unlock shared memory segment

Action: make sure process is running with necessary privileges.

DIA-27128: unable to determine pagesize

Cause: sysconf() call failed

Action: contact Oracle support

DIA-27133: unable to determine stacksize

Cause: getrlimit() call failed

Action: Contact Oracle Support Services.

DIA-27134: unable to set stacksize

Cause: setrlimit() call failed

Action: Contact Oracle Support Services.

DIA-27135: Operating System hard stack limit is set too low

Cause: Operating System hard stack limit was set too low.

Action: Check additional information for current and minimum limit. Increase the Operating System hard stack limit and retry.

DIA-27136: MPMT and VLM are both enabled

Cause: When the `_mpmt_enabled` parameter is set to TRUE, none of the following parameters should be set to TRUE: `* use_indirect_buffers` `* _db_block_cache_protect` `* _db_block_cache_clone`

Action: Either turn off Multi Process Multi Threads (MPMT) or turn off all the other parameters.

DIA-27137: unable to allocate large pages to create a shared memory segment

Cause: Parameter `USE_LARGE_PAGES` set to only, but large pages were not configured properly

Action: Check alert file for more information

DIA-27138: unable to allocate large pages with current parameter setting

Cause: With parameter USE_LARGE_PAGES set to only, none of the following parameters can be set: * memory_target/memory_max_target *
_db_block_cache_protect

Action: Either turn off the USE_LARGE_PAGES parameter setting, or turn off all the other parameters. Large pages are compatible with sga_target, sga_max_size and shared_pool_size.

DIA-27139: unable to reserve Oracle VM mapping in process address space

Cause: The address space region was already mapped.

Action: Contact Oracle Support Services.

DIA-27140: attach to post/wait facility failed

Cause: The program attempted to initialize the post/wait facility, but the facility could not be attached.

Action: Check for additional errors and contact Oracle Support.

DIA-27141: invalid process ID

Cause: process operation attempted using invalid process ID

Action: contact Oracle Support

DIA-27142: could not create new process

Cause: OS system call

Action: check errno and if possible increase the number of processes

DIA-27143: OS system call failure

Cause: OS system call failed

Action: check errno and contact Oracle support

DIA-27144: attempt to kill process failed

Cause: OS system call error

Action: check errno and contact Oracle Support

DIA-27145: insufficient resources for requested number of processes

Cause: OS system call error

Action: check errno and contact Oracle Support

DIA-27146: post/wait initialization failed

Cause: OS system call failed

Action: check errno and contact Oracle Support

DIA-27147: post/wait reset failed

Cause: OS system call failed

Action: check errno and contact Oracle Support

DIA-27148: spawn wait error

Cause: OS system call failed

Action: check errno and contact Oracle Support

DIA-27149: assignment out of range

Cause: internal error, requested conversion too large for type

Action: contact Oracle Support

DIA-27150: attempt to notify process of pending oradebug call failed

Cause: OS system call

Action: check errno contact Oracle Support

DIA-27151: buffer not large enough to hold process ID string

Cause: internal error

Action: contact Oracle Support

DIA-27152: attempt to post process failed

Cause: OS system call failed

Action: check errno and contact Oracle Support

DIA-27153: wait operation failed

Cause: OS system called failed

Action: check errno contact Oracle Support

DIA-27154: post/wait create failed

Cause: internal error, multiple post/wait creates attempted simultaneously

Action: check errno and contact Oracle Support

DIA-27155: could not execute file

Cause: OS system call failed

Action: check errno and contact Oracle Support

DIA-27156: request for process information failed

Cause: internal error

Action: contact Oracle Support

DIA-27157: OS post/wait facility removed

Cause: the post/wait facility for which the calling process is awaiting action is removed from the system

Action: check errno and contact Oracle Support

DIA-27158: process control failure

Cause: Oracle was unable to set the specified process control.

Action: Consult the Oracle Administrator's Guide.

DIA-27159: failure setting process scheduling priority

Cause: Oracle was unable to set the scheduling priority desired.

Action: Consult the Oracle Administrator's Guide.

DIA-27160: process requested to perform operation

Cause: The current process was requested to perform an operation by another process.

Action: This is used internally; no action is required.

DIA-27161: request for Oracle binary information failed

Cause: The program was unable to get information about the Oracle binary.

Action: Check for additional errors and contact Oracle support.

DIA-27162: thread creation failed

Cause: The program was unable to create a thread.

Action: Check errno and contact Oracle support.

DIA-27163: out of memory

Cause: The program ran out of memory when allocating a temporary data structure.

Action: Increase the amount of memory on the system.

DIA-27164: tried to join detached thread

Cause: The program tried to join a detached thread.

Action: This is an internal error; contact Oracle support.

DIA-27165: tried to join thread that does not exist

Cause: The program tried to join a thread that does not exist.

Action: This is an internal error; contact Oracle support.

DIA-27166: tried to join current thread

Cause: A thread in the program tried to join itself.

Action: This is an internal error; contact Oracle support.

DIA-27168: Translation from hostname to network address failed

Cause: Internal error

Action: Contact Oracle Support Services.

DIA-27170: Oracle RAC option of current Oracle binary differs from running instance

Cause: The Oracle installation environment may have been modified while the instance was running.

Action: Restore the environment to its original state when the instance was started or shutdown (abort) and restart the instance.

DIA-27190: skgfrd: sbtread2 returned error

Cause: sbtread returned an error. This happens while reading a backup file during a restore operation.

Action: This error is returned from the media management software which is linked with Oracle. There should be additional messages which explain the cause of the error. This error usually requires contacting the media management vendor.

DIA-27191: sbtinfo2 returned error

Cause: sbtinfo2 returned an error. This happens while retrieving backup file information from the media manager's catalog.

Action: This error is returned from the media management software which is linked with Oracle. There should be additional messages which explain the cause of the error. This error usually requires contacting the media management vendor.

DIA-27192: skgfcls: sbtclose2 returned error - failed to close file

Cause: sbtclose2 returned an error. This happens while closing a backup file during a backup or restore operation.

Action: This error is returned from the media management software which is linked with Oracle. There should be additional messages which explain the cause of the error. This error usually requires contacting the media management vendor.

DIA-27193: sbtinfo2 did not return volume label

Cause: sbtinfo2 did not return the volume label information for the backup file that was just created.

Action: This is an internal error in the media management product. Contact the media management vendor.

DIA-27194: skgfdvcmd: sbtcommand returned error

Cause: sbtcommand returned an error. This happens when an rman SEND command is issued.

Action: This error is returned from the media management software which is linked with Oracle. There should be additional messages which explain the cause of the error. This error usually requires contacting the media management vendor.

DIA-27195: proxy copy not supported

Cause: An attempt was made to do a proxy backup or restore, but the media management software installed with Oracle does not support proxy copy.

Action: Re-run the backup in non-proxy mode, or contact the media management vendor if the software is supposed to support proxy copy.

DIA-27196: skgfpbk: sbtpcbbackup returned error

Cause: sbtpcbbackup returned an error. This happens when a proxy backup is begun.

Action: This error is returned from the media management software which is linked with Oracle. There should be additional messages which explain the cause of the error. This error usually requires contacting the media management vendor.

DIA-27197: skgfprrs: sbtpcrestore returned error

Cause: sbtpcrestore returned an error. This happens when a proxy restore is begun.

Action: This error is returned from the media management software which is linked with Oracle. There should be additional messages which explain the cause of the error. This error usually requires contacting the media management vendor.

DIA-27198: skgfpvl: sbtpcvalidate returned error

Cause: sbtpcvalidate returned an error. This happens during a proxy backup or restore.

Action: This error is returned from the media management software which is linked with Oracle. There should be additional messages which explain the cause of the error. This error usually requires contacting the media management vendor.

DIA-27199: skgfpst: sbtpcstatus returned error

Cause: sbtpcstatus returned an error. This happens during a proxy backup or restore.

Action: This error is returned from the media management software which is linked with Oracle. There should be additional messages which explain the cause of the error. This error usually requires contacting the media management vendor.

DIA-27200: skgfpgo: sbtpcstart returned error

Cause: sbtpcstart returned an error. This happens during a proxy backup or restore.

Action: This error is returned from the media management software which is linked with Oracle. There should be additional messages which explain the cause of the error. This error usually requires contacting the media management vendor.

DIA-27201: skgfpcm: sbtpccommit returned error

Cause: sbtpccommit returned an error. This happens during a proxy backup or restore.

Action: This error is returned from the media management software which is linked with Oracle. There should be additional messages which explain the cause of the error. This error usually requires contacting the media management vendor.

DIA-27202: skgfpen: sbtpcend returned error

Cause: sbtpcend returned an error. This happens during a proxy backup or restore.

Action: This error is returned from the media management software which is linked with Oracle. There should be additional messages which explain the cause of the error. This error usually requires contacting the media management vendor.

DIA-27203: skgfpcb: sbtpcquerybackup returned error

Cause: sbtpcquerybackup returned an error. This happens during a proxy backup.

Action: This error is returned from the media management software which is linked with Oracle. There should be additional messages which explain the cause of the error. This error usually requires contacting the media management vendor.

DIA-27204: skgfpcqr: sbtpcqueryrestore returned error

Cause: sbtpcqueryrestore returned an error. This happens during a proxy restore.

Action: This error is returned from the media management software which is linked with Oracle. There should be additional messages which explain the cause of the error. This error usually requires contacting the media management vendor.

DIA-27205: skgfpcn: sbtpccancel returned error

Cause: sbtpccancel returned an error. This happens during a proxy restore.

Action: This error is returned from the media management software which is linked with Oracle. There should be additional messages which explain the cause of the error. This error usually requires contacting the media management vendor.

DIA-27206: requested file not found in media management catalog

Cause: A backup file used in a recovery manager catalog maintenance command was not found in the media management catalog.

Action: Retry the command with a different file.

DIA-27207: syntax error in device PARMS - parentheses mismatch or missing

Cause: User-supplied PARMS value has incorrect syntax.

Action: Retry the command with correct syntax: ENV=(..) BLKSIZE=nnnn

DIA-27208: syntax error in device PARMS - environment variable value missing

Cause: User-supplied PARMS value has incorrect syntax.

Action: Retry the command with correct syntax: ENV=(var1=val1,var2=val2,..)

DIA-27209: syntax error in device PARMS - unknown keyword or missing =

Cause: User-supplied PARMS value has incorrect syntax. The server expected to find ENV or BLKSIZE, but found an unknown keyword.

Action: Retry the command with correct syntax: ENV=(..) BLKSIZE=nnnn

DIA-27210: syntax error in device PARMS

Cause: User-supplied PARMS value has incorrect syntax.

Action: Retry the command with correct syntax: ENV=(..) BLKSIZE=nnnn

DIA-27211: Failed to load Media Management Library

Cause: User-supplied SBT_LIBRARY or libobk.so could not be loaded. Call to dlopen for media library returned error. See Additional information for error code.

Action: Retry the command with proper media library. Or re-install Media management module for Oracle.

DIA-27212: some entrypoints in Media Management Library are missing

Cause: media library does not have one of the following entrypoints : sbtinfo, sbtread, sbtwrite, sbtremove, sbtopen, sbtclose, sbtinit

Action: Retry the command with proper media library.

DIA-27213: failed to unload Media Management Library

Cause: dlclose for media library returned error. See Additional Additional information for error code.

Action: contact Oracle Support.

DIA-27214: skgfrsfe: file search failed

Cause: The FindNextFile function returned unexpected error.

Action: Check errors on the error stack for an explanation why the search for files could not be successfully executed.

DIA-27215: skgfgsmcs: sbtinfo2 returned unknown file

Cause: During an sbtinfo2() call, the media management software returned information about an unknown backup file.

Action: Contact the media management vendor.

DIA-27216: skgfgsmcs: sbtinfo2 returned a malformed response

Cause: The media management software returned a malformed response during an sbtinfo2() call.

Action: Contact the media management vendor.

DIA-27217: failed to load Media Management Library from secure location

Cause: SBT libraries were not installed in a secure location.

Action: Remove SBT_SECURE parameter or Request third party vendors to provide patch that installs SBT libraries in secured locations as mandated by Oracle.

DIA-27218: failed to read ACFS mirror

Cause: An attempt to communicate with the Oracle Automatic Storage Management Cluster File System (Oracle ACFS) kernel driver failed.

Action: Check errors on the error stack for an explanation of why communication with ACFS was not successful.

DIA-27219: syntax error in device PARMS - quotes missing or mismatch

Cause: The user-supplied PARMS value had incorrect syntax. Either quotes were missing or there was a mismatch in the ENV parameter.

Action: Retry the command with matching quotes inside ENV parameter.

DIA-27230: OS system call failure

Cause: OS system call failed

Action: check errno and contact Oracle support

DIA-27231: unable to close file

Cause: A file could not be closed.

Action: See accompanying errors.

DIA-27232: unable to get file information

Cause: Information about the file could not be obtained.

Action: See accompanying errors.

DIA-27233: file is not an ELF file

Cause: A file was not an ELF file.

Action: Check for file corruption and contact Oracle Support Services.

DIA-27234: unable to read file

Cause: A file could not be read.

Action: See accompanying errors.

DIA-27235: unable to map file region into memory

Cause: A file region could not be mapped into memory.

Action: See accompanying errors.

DIA-27236: unable to unmap file from memory

Cause: A file region could not be unmapped from memory.

Action: See accompanying errors.

DIA-27237: ELF file is not a relocatable object file

Cause: An ELF file was not the expected type.

Action: Supply the expected type of file.

DIA-27238: ELF file is not an executable

Cause: An ELF file was not the expected type.

Action: Supply the expected type of file.

DIA-27239: ELF file is not a shared object file

Cause: An ELF file was not the expected type.

Action: Supply the expected type of file.

DIA-27240: ELF file does not have a required section

Cause: An ELF file did not have a required section.

Action: Contact Oracle Support Services.

DIA-27241: ELF-shared library has multiple sections of the same type

Cause: An ELF-shared library had multiple sections of the same type.

Action: Contact Oracle Support Services.

DIA-27242: ELF file has invalid hash table entry size

Cause: An ELF file had an invalid hash table entry size.

Action: Contact Oracle Support Services.

DIA-27243: ELF file has too many relocation sections

Cause: An ELF file had too many relocation sections.

Action: Contact Oracle Support Services.

DIA-27244: unable to determine base value for data relocation from ELF file

Cause: An ELF file was missing important information.

Action: Contact Oracle Support Services.

DIA-27245: unable to dlopen() binary image

Cause: A file could not be accessed via dlopen().

Action: See accompanying errors and make file available.

DIA-27246: unable to open file

Cause: A file could not be opened.

Action: See accompanying errors and make file available.

DIA-27250: OS system call failure

Cause: OS system call failed

Action: check errno and contact Oracle support

DIA-27270: szingroup: malloc failed

Cause: The malloc library call failed to allocate space for a group list.

Action: This is possibly an operating system error. Contact Oracle Support Services.

DIA-27271: szingroup: group lookup failure

Cause: The 'getgrnam_r' library call failed to determine the members of a UNIX group.

Action: This is an internal error. Contact Oracle Support Services.

DIA-27300: OS system dependent operation: *string* failed with status: *string*

Cause: OS system call error

Action: contact Oracle Support

DIA-27301: OS failure message: *string*

Cause: OS system call error

Action: contact Oracle Support

DIA-27302: failure occurred at: *string*

Cause: OS system call error

Action: contact Oracle Support

DIA-27303: additional information: *string*

Cause: OS system call error

Action: contact Oracle Support

DIA-27351: conflicting values of job attributes *string* and *string*

Cause: The values of two attributes passed in to the CREATE_JOBS call or the JOB object constructor conflicted with each other. This is usually because both attributes cannot be non-NULL at the same time.

Action: Resolve the conflict by changing the value of one of the attributes and issue the call again.

DIA-27353: job attribute *string* is missing

Cause: An attribute needed to fully specify a job was not passed in to a call to CREATE_JOBS or the JOB object constructor.

Action: Issue the call again with the required attribute set.

DIA-27354: attribute *string* cannot be set for *string* jobs

Cause: The CREATE_JOBS call or the JOB object constructor was called with an argument that is illegal in the case of lightweight or in-memory jobs.

Action: Set the argument to the default value and issue the call again.

DIA-27356: invalid job argument

Cause: An invalid job argument was passed into either the CREATE_JOBS call or the JOB object constructor.

Action: Correct the argument value and issue the call again.

DIA-27357: duplicate reference to job object *string*

Cause: The scheduler CREATE_JOBS call had two or more references to the same job.

Action: Eliminate the duplicate references and issue the call again.

DIA-27359: duplicate reference to attribute *string* of job *string*

Cause: The scheduler SET_JOB_ATTRIBUTES call had two or more references to a specific attribute of a job.

Action: Eliminate the duplicate references and issue the call again.

DIA-27361: scheduler API invoked with illegal or inconsistent arguments

Cause: A DBMS_SCHEDULER API call was invoked with either illegal or inconsistent arguments.

Action: Refer to scheduler documentation for the call, make the necessary changes and issue the call again.

DIA-27362: batch API call completed with errors

Cause: Some of the commands submitted to a scheduler batch API call could not be successfully carried out because of errors. Other commands in the batch may have completed successfully.

Action: Check the view SCHEDULER_JOB_ERRORS to see which commands failed and why. Make the appropriate corrections and submit the failed commands again.

DIA-27363: invalid program for *string* job

Cause: An attempt was made to create a lightweight or in-memory job using an invalid program. A program used in a lightweight or in-memory job has to be enabled, has to be in the same schema as the job, and the program action has to be either a PL/SQL block or a stored procedure.

Action: Use a valid program for the lightweight job.

DIA-27364: remote database "*string*" already registered as *string*

Cause: The user attempted to register a remote database that was already registered.

Action: To update the registration information, the REPLACE argument of the REGISTER_REMOTE_DATABASE procedure should be set to TRUE. If the registration information is already current, no further action is needed.

DIA-27365: job has been notified to stop, but failed to do so immediately

Cause: The job specified in the stop_job command cannot be stopped immediately (because it is rolling back or blocked on a network operation), but it has been notified to stop. This means it will be stopped as soon as possible after its current uninterruptable operation is done.

Action: No action is required for the job to be stopped, but calling stop_job with force (if you have the privilege) may cause the job to be stopped sooner.

DIA-27366: job "string"."string" is not running

Cause: An attempt was made to stop a job that was not running.

Action: Verify the status of the job. If the job is running but this message is still being returned, contact Oracle support.

DIA-27367: program "string"."string" associated with this job is disabled

Cause: An attempt was made to run a job whose program has been disabled.

Action: Reenable the program before running the job.

DIA-27369: job of type EXECUTABLE failed with exit code: string

Cause: A problem was encountered while running a job of type EXECUTABLE. The cause of the actual problem is identified by the exit code.

Action: Correct the cause of the exit code and reschedule the job.

DIA-27370: job slave failed to launch a job of type EXECUTABLE

Cause: The scheduler ran into an error when the job slave tried to start a job of type EXECUTABLE. The rest of the error stack will provide more detailed information on what the exact problem was.

Action: Correct the problem specified in the error stack and reschedule the job.

DIA-27371: jobs of type EXECUTABLE are not supported on this platform

Cause: The user tried to create a job or program of type EXECUTABLE on a platform where such jobs are not supported.

Action: Switch to a different platform or create a different type of job or program.

DIA-27372: length of action and arguments exceeds platform limit string

Cause: The total length of the job or program action and the arguments exceeds the platform limit specified.

Action: Reduce the total length by specifying fewer and/or shorter arguments

DIA-27373: unknown or illegal event source queue

Cause: The source queue specified for the event based job or event based schedule was either not found or was of the wrong type.

Action: Check if the queue exists. If it does make sure it is a multiple consumer queue and it is a post 8.1 compatible queue. Single consumer queues and old-style queues cannot be used as event source queues.

DIA-27374: insufficient privileges on event source queue

Cause: The job owner had insufficient privileges on the event source queue that was specified for the job.

Action: The job owner has to have dequeue privileges on event source queue or he has to have manage queue or dequeue any queue system privileges. Make sure one of these privileges is granted.

DIA-27375: valid agent name must be specified for secure queues

Cause: The queue specified for the event based job or schedule was a secure queue and either no agent name was specified or an invalid agent name was specified.

Action: If no agent name was specified, retry the call with a valid agent name. If the agent name was valid, check if the agent is currently subscribed to the queue and, in the case of jobs, check if the agent has been authorized to act as the job owner.

DIA-27376: event condition cannot be NULL

Cause: A null event condition was passed in for an event based job or schedule. This is not allowed.

Action: Pass in a legal event condition.

DIA-27377: windows cannot have event based schedules

Cause: Event based schedules for windows are currently not supported.

Action: Use a time-based schedule instead.

DIA-27378: cannot stop jobs of type EXECUTABLE on this platform

Cause: An attempt was made to stop a job of type EXECUTABLE on a platform where the stop operation was not supported.

Action: If the attempt to stop the job was made with the FORCE option set to FALSE, try again but change the FORCE option to TRUE.

DIA-27379: INSTANCE_ID attribute conflicts with job class settings

Cause: The value of the INSTANCE_ID attribute of the job conflicted with the value of the SERVICE attribute of its job class.

Action: Change the value of the INSTANCE_ID attribute or place the job in a job class whose settings do not conflict with the INSTANCE_ID attribute. Then re-enable the job.

DIA-27380: not enough units to satisfy the constraint

Cause: There were not enough resources to satisfy the constraint.

Action: Add more resource units.

DIA-27381: job cannot run, state is RESOURCE_UNAVAILABLE

Cause: The job could not run because one of the resources was in a BLOCKED_ALL_JOBS state.

Action: Change the resource to either ENFORCE_CONSTRAINTS or IGNORE_CONSTRAINTS.

DIA-27382: job type *string* has errors in the job action

Cause: There were errors in the job action when the FAIL_ON_SCRIPT_ERROR job attribute was set to TRUE.

Action: Ensure that the job action has no errors or set FAIL_ON_SCRIPT_ERROR job attribute to FALSE. FAIL_ON_SCRIPT_ERROR is only valid for SQL_SCRIPT, BACKUP_SCRIPT, EXECUTABLE and EXTERNAL_SCRIPT job types.

DIA-27399: job type EXECUTABLE requires the CREATE EXTERNAL JOB privilege

Cause: The owner of a job of type EXECUTABLE does not have the CREATE EXTERNAL JOB system privilege.

Action: Grant the CREATE EXTERNAL JOB system privilege to the job owner or create another job in a schema which does have the CREATE EXTERNAL JOB system privilege.

DIA-27400: In a PDB, the JOB_QUEUE_PROCESSES initialization parameter can only be set to 1000 or 0.

Cause: A value other than 1000 or 0 was specified for the JOB_QUEUE_PROCESSES initialization parameter. Inside a pluggable database (PDB), the JOB_QUEUE_PROCESSES initialization parameter can only accept the values of 1000 or 0 to indicate whether or not jobs should run in the PDB.

Action: Specify a proper value for this parameter.

DIA-27411: empty string is not a valid repeat interval.

Cause: An empty string '' was provided as a repeat interval for a window or a schedule.

Action: Specify a valid repeat interval, e.g., 'FREQ=DAILY;BYHOUR=8;BYMINUTE=0;BYSECOND=0' for a job that executes daily at 8am.

DIA-27412: repeat interval or calendar contains invalid identifier: *string*

Cause: The calendar string or calendar definition for the repeat interval of a job, schedule or window contained an unsupported keyword or reference to an undefined calendar.

Action: Correct the repeat interval such that it no longer contains the invalid keyword.

DIA-27413: repeat interval is too long

Cause: The repeat interval consisted of a calendar string larger than the maximum size allowed.

Action: Use a shorter calendar string for the repeat interval.

DIA-27414: Invalid *string* clause value

Cause: The BY clause value was not recognized or was out-of-range for the frequency specified.

Action: Specify a valid BY clause value.

DIA-27415: repeat interval or calendar must start with a frequency clause

Cause: The specified calendar string for the repeat interval did not start with a frequency clause.

Action: Create a repeat interval that starts with a frequency clause, for example 'FREQ=YEARLY;BYMONTH=FEB'

DIA-27416: BYDAY clause in repeat interval or calendar contains an invalid weekday

Cause: The BYDAY clause of the repeat interval contained a value that did not represent a weekday.

Action: Use the correct three letter abbreviations for weekdays, for example MON for Monday and FRI for Friday.

DIA-27417: BYWEEKNO clause requires YEARLY clause

Cause: A repeat interval or calendar contained a BYWEEKNO clause with a frequency other than yearly.

Action: Remove the BYWEEKNO clause or change the frequency to YEARLY.

DIA-27418: syntax error in repeat interval or calendar

Cause: The repeat interval or calendar definition was not recognized as valid syntax.

Action: Specify a valid repeat interval.

DIA-27419: unable to determine valid execution date from repeat interval

Cause: The specified repeat interval contained conflicting clauses that made it impossible to ever find a matching date, e.g., 'FREQ=YEARLY;BYMONTH=FEB;BYMONTHDAY=31'. Alternatively, the scheduler reached its maximum number of attempts to try to find a valid execution date. This occurs when theoretically there is a valid execution date far in the future, but the scheduler took too many attempts to determine this date.

Action: Remove the conflicting clauses, or simplify the repeat interval so that it is easier to determine the next execution date.

DIA-27420: Following message from *string* interval interpreter

Cause: The repeat interval or calendar definition was not recognized as valid syntax.

Action: Specify a valid repeat interval.

DIA-27421: calendar expression restriction *string* encountered

Cause: The calendar expression was not valid because a limit test failed. For example, the maximum value of the interval that can be specified in the INTERVAL clause is limited to a value derived from the frequency clause.

Action: Specify a valid calendar definition.

DIA-27422: usage of *string* not supported in embedded calendar application "*string*".*string*"

Cause: The main calendar definition used an embedded calendar in an INCLUDE, EXCLUDE, INTERSECT, or FREQ clause for which extra limitations apply.

Action: Remove the specific clause from the calendar definition.

DIA-27423: calendar clause *string* specified more than once

Cause: The calendar definition contained a clause that was specified twice or more times.

Action: Append the values in the second clause to the first clause and remove the second clause.

DIA-27424: calendar clauses *string* and *string* are incompatible

Cause: The calendar definition contained clauses that were incompatible.

Action: Change or remove either clause.

DIA-27425: instance_id cannot be specified if database is not in Oracle RAC mode

Cause: 'stop_job' was called with 'instance_id' outside Oracle RAC mode.

Action: Do not specify this parameter for 'stop_job' unless in Oracle RAC mode.

DIA-27431: chain "*string*".*string*" has a user-managed rule set

Cause: An attempt was made to modify a rule set that is not managed by the Scheduler.

Action: Modify the rule set directly using the dbms_rule_adm package or create another chain without specifying a rule set.

DIA-27432: step "*string*" does not exist for chain "*string*".*string*"

Cause: The step specified does not exist for the given chain.

Action: Reissue the command using a step that exists for this chain.

DIA-27433: cannot alter state of step "*string*" for job "*string*".*string*" to *string*

Cause: The step cannot be changed to the requested state. The state of a running step cannot be changed. A step which is running or has already run cannot be run again.

Action: Wait until the step has finished running.

DIA-27434: cannot alter chain step job "*string*".*string*".*string*"

Cause: A step job of a running chain cannot be altered, only stopped or dropped.

Action: Stop or drop the chain step job or alter the running chain step instead.

DIA-27435: chain job terminated abnormally

Cause: A chain job has ended abnormally. The error code for the running chain could not be retrieved.

Action: No action necessary. The job will run again when it is scheduled to.

DIA-27436: Scheduler agent operation failed with message: *string*

Cause: The Scheduler agent encountered an unexpected error when trying to perform the specified action.

Action: Review the provided message and the Scheduler agent log for information on how to fix the issue or contact Oracle Support Services.

DIA-27451: *string* cannot be NULL

Cause: An attempt was made to set a NOT NULL scheduler attribute to NULL.

Action: Reissue the command using a non-NULL value for the specified attribute.

DIA-27452: "*string*" is an invalid name for a database object.

Cause: An invalid name was used to identify a database object.

Action: Reissue the command using a valid name.

DIA-27453: "*string*" is an invalid job or program argument name.

Cause: An invalid job or program argument name was specified.

Action: Reissue the command using a valid name for this argument.

DIA-27454: argument name and position cannot be NULL

Cause: The name or position of a program or job argument was defined as NULL.

Action: Reissue the command providing either a valid argument name or valid argument position.

DIA-27455: Only "SYS" is a valid schema for a *string*.

Cause: A non-SYS schema was specified for an object that must be in the SYS schema.

Action: Reissue the command, leaving out the schema name or using the schema name of SYS.

DIA-27456: not all arguments of program "*string*".*string*" have been defined

Cause: The number_of_arguments attribute of the named program did not match the actual number of arguments that have been defined.

Action: Define as many arguments as the number of arguments, or change the number of arguments.

DIA-27457: argument *string* of job "*string*".*string*" has no value

Cause: No value was provided for the job argument with the specified position.

Action: Provide a value for the job argument using any of the `set_job_xxxx_value()` routines. Or, when using a named program, specify a default value for the corresponding argument of the program.

DIA-27458: A program of type PLSQL_BLOCK cannot have any arguments.

Cause: An attempt was made to create or enable a program of type PLSQL_BLOCK with arguments. This is not allowed.

Action: Change the number of arguments to zero, or change the type of the program.

DIA-27459: A program of type EXECUTABLE must have character-only arguments.

Cause: A program of type EXECUTABLE was created or enabled with one or more arguments of non-character datatypes.

Action: Change the arguments to be of character-only datatypes.

DIA-27460: cannot execute disabled job "*string*".*string*"

Cause: An attempt was made to run a job that is disabled.

Action: Enable the job and then reschedule the job.

DIA-27461: The value for attribute *string* is too large.

Cause: The value that was provided for the specified attribute was too large.

Action: Reissue the command using a smaller or shorter value.

DIA-27463: invalid program type *string*

Cause: An invalid program type was specified.

Action: Reissue the command using a valid program type.

DIA-27464: invalid schedule type *string*

Cause: An invalid schedule type was specified.

Action: Reissue the command using a valid schedule type.

DIA-27465: invalid value *string* for attribute *string*

Cause: An invalid value was provided for the specified attribute.

Action: Reissue the command using a valid value for this attribute.

DIA-27467: invalid datatype for *string* value

Cause: The value provided for the named scheduler attribute was of an invalid datatype.

Action: Reissue the command using a value of the correct datatype.

DIA-27468: "*string*".*string*" is locked by another process

Cause: An attempt was made to read or modify the state of the named scheduler object when another process was also updating the same object and held the lock.

Action: Retry the operation. Scheduler locks are held for a very short duration. If the error persists, contact Oracle Support.

DIA-27469: *string* is not a valid *string* attribute

Cause: A non-existent attribute was specified.

Action: Reissue the command using a valid attribute for that specific scheduler object.

DIA-27470: failed to re-enable "*string*"."*string*" after making requested change

Cause: A change was made to an enabled scheduler object that caused it to become disabled.

Action: Alter the object so that it becomes valid and then enable it.

DIA-27471: window "*string*"."*string*" is already closed

Cause: An attempt was made to close a window that was not open.

Action: No action required.

DIA-27472: invalid metadata attribute *string*

Cause: An invalid metadata attribute was specified.

Action: Reissue the command using a valid metadata attribute.

DIA-27473: argument *string* does not exist

Cause: An argument which was specified does not exist.

Action: Reissue the command using an argument name defined by the program or using a valid argument position.

DIA-27474: cannot give both an argument name and an argument position

Cause: An argument was specified using both a name and a position.

Action: Reissue the command using either the argument name or the argument position but not both.

DIA-27475: unknown *string* "*string*"."*string*"

Cause: The specified object did not exist, privileges were not granted, or the object was of the wrong type.

Action: Specify an object of the correct type on which you have privileges.

DIA-27476: "*string*"."*string*" does not exist

Cause: A database object was specified that does not exist.

Action: Reissue the command using an object that exists or create a new object and then reissue this command.

DIA-27477: "*string*"."*string*" already exists

Cause: An attempt was made to create an object with a name that has already been used by another object in the same schema.

Action: Reissue the command using a different name or schema.

DIA-27478: job "*string*"."*string*" is running

Cause: An attempt was made to drop a job that is currently running.

Action: Stop the job and then reissue the command, or reissue the command specifying the force option to stop the job first.

DIA-27479: Cannot *string* "*string*"."*string*" because other objects depend on it

Cause: An attempt was made to drop or disable a scheduler object that has jobs associated with it without specifying the force option.

Action: Alter the associated jobs so they do not point to the scheduler object being dropped or disabled and then reissue the command. Alternatively reissue the command specifying the force option. If the force option is specified and a scheduler object is being dropped, all associated jobs will be disabled.

DIA-27480: window "*string*" is currently open

Cause: An attempt was made to drop a window that is currently open, or to manually open a window while another window is already open.

Action: Close the window that is open and then reissue the command, or reissue the command while setting the force option to TRUE.

DIA-27481: "*string*"."*string*" has an invalid schedule

Cause: An attempt was made to enable a job or window that has an invalid schedule.

Action: Alter the schedule of the job or window so that it is valid and then reissue the enable command.

DIA-27483: "*string*"."*string*" has an invalid END_DATE

Cause: An attempt was made to enable a job or window that has an invalid end_date. Either the end_date is before the start_date or the end_date is in the past.

Action: Alter the job or window so that the end date becomes valid (possibly null) and then reissue the command.

DIA-27484: Argument names are not supported for jobs without a program.

Cause: An attempt was made to set or reset a job argument by using the name of the argument. Identifying job arguments by their name is only supported in combination with jobs that are based on programs. Jobs that are not using a program cannot have named arguments.

Action: Use argument position instead of name and then issue the command again.

DIA-27485: argument "*string*" already exists at a different position

Cause: An attempt was made to create or replace an argument with a name that is already used by an argument at a different position.

Action: Use a different name for the argument or drop or alter the argument which already exists with this name and then reissue the command.

DIA-27486: insufficient privileges

Cause: An attempt was made to perform a scheduler operation without the required privileges.

Action: Ask a sufficiently privileged user to perform the requested operation, or grant the required privileges to the proper user(s).

DIA-27487: invalid object privilege for a *string*

Cause: The granted object privilege is not valid for the specified scheduler object.

Action: Check the scheduler documentation to verify which object privileges can be granted on which scheduler objects.

DIA-27488: unable to set *string* because *string* was/were already set

Cause: An attempt was made to set an object's attribute even though one or more conflicting attributes of the same object had already been set.

Action: Set the other conflicting attributes to NULL and then reissue the command.

DIA-27489: unable to process job "*string*"."*string*" from job class "*string*"

Cause: An error was encountered while processing the named job from the specified job class.

Action: Resolve the error for this job and then reissue the command. See the next error message on the stack to find out what the error for the job is.

DIA-27490: cannot open disabled window "*string*"."*string*"

Cause: The user tried to open a disabled window.

Action: Enable the window and then try to open it again.

DIA-27491: repeat_interval and start_date cannot both be NULL

Cause: An attempt was made to set both repeat_interval and start_date to equal NULL for a Scheduler window or schedule.

Action: If either repeat_interval or start_date is set to equal NULL, the other should be set to a non-NULL value.

DIA-27492: unable to run job "*string*"."*string*": scheduler unavailable

Cause: A job run with current session set to false can not be issued if the scheduler is not active. Check value of job_queue_processes parameter, issue dbms_ijob.set_enabled(true), database is in upgrade/migrate mode, database is in data guard mode, or scheduler attribute SCHEDULER_DISABLED is set to TRUE

Action: Run the job in the current session or activate the scheduler

DIA-27493: In-memory job "*string.string*" cannot be modified

Cause: Once enabled, the full in-memory job could not be further modified.

Action: The only actions that can be taken now are to stop or drop the job.

DIA-27494: operation not permitted on lightweight and in-memory jobs

Cause: An attempt was made to perform an action that was not permitted.

Action: Check Oracle Scheduler documentation to see which actions can be performed on the desired job.

DIA-27495: attribute *string* cannot be set for in-memory jobs

Cause: An attempt was made in a CREATE or SET_ATTRIBUTE call to set an attribute that could not be set for run-time in-memory jobs.

Action: If you need to set this attribute, use either regular or lightweight jobs.

DIA-27496: credential "*string*"."*string*" is disabled

Cause: An attempt was made to run a job, file watcher or external procedure whose credential was disabled.

Action: Reenable the credential before running the job, file watcher or external procedure.

DIA-27497: operation is not permitted inside a pluggable database

Cause: This operation was not permitted in a pluggable database.

Action: Log into the root database and retry the operation.

DIA-27498: resource constraint object type mismatch

Cause: Not all of the resource constraints of a resource were of the same type.

Action: Delete existing constraints for the resource.

DIA-27499: in-memory job metadata is too large

Cause: The in-memory job was too large. Due to the need to keep in-memory jobs efficient and performing well, we limit the size of in-memory job metadata to 8 kilobytes. This includes the space used for job argument values.

Action: Reduce the size of the job metadata and try again. If all the metadata is needed, then you should create some other type of job.

DIA-27500: inter-instance IPC error

Cause: This is an operating system/cluster interconnect error.

Action: Check the extra information and contact Oracle Support Services.

DIA-27501: IPC error creating a port

Cause: This is an operating system/cluster interconnect error.

Action: Check the value of errno and contact Oracle Support Services.

DIA-27502: IPC error deleting OSD context

Cause: This is an operating system/cluster interconnect error.

Action: Check the value of errno and contact Oracle Support Services.

DIA-27503: IPC error attempting to cancel request

Cause: This is an operating system/cluster interconnect error.

Action: Check the value of errno and contact Oracle Support Services.

DIA-27504: IPC error creating OSD context

Cause: This is an operating system/cluster interconnect error.

Action: Check the value of errno and contact Oracle Support Services.

DIA-27505: IPC error destroying a port

Cause: This is an operating system/cluster interconnect error.

Action: Check the value of errno and contact Oracle Support Services.

DIA-27506: IPC error connecting to a port

Cause: This is an operating system/cluster interconnect error.

Action: Check the value of errno and contact Oracle Support Services.

DIA-27507: IPC error disconnecting from a port

Cause: This is an operating system/cluster interconnect error.

Action: Check the value of errno and contact Oracle Support Services.

DIA-27508: IPC error sending a message

Cause: This is an operating system/cluster interconnect error.

Action: Check the value of errno and contact Oracle Support Services.

DIA-27509: IPC error receiving a message

Cause: This is an operating system/cluster interconnect error.

Action: Check the value of errno and contact Oracle Support Services.

DIA-27510: IPC error waiting for a request to complete

Cause: This is an operating system/cluster interconnect error.

Action: Check the value of errno and contact Oracle Support Services.

DIA-27512: IPC error posting a process

Cause: This is an operating system/cluster interconnect error.

Action: Check the value of errno and contact Oracle Support Services.

DIA-27513: parameter *string* contains invalid value *string*

Cause: The program could not identify the value as an IP address.

Action: Change the value to be a valid IP address.

DIA-27514: IPC error copying memory to remote process

Cause: This is an operating system/cluster interconnect error.

Action: Check the value of errno and contact Oracle Support Services.

DIA-27515: inadequate memlock limit or driver settings

Cause: Inter Process Communication(IPC) queue creation failed due to inadequate memlock limit or driver settings.

Action: Set a higher memlock limit and review the network driver settings to ensure that this limit is accepted.

DIA-27542: Failed to unprepare a buffer prepared for remote update

Cause: This is an operating system/cluster interconnect error.

Action: Check the value of errno and contact Oracle Support Services.

DIA-27543: Failed to cancel outstanding IPC request

Cause: This is an operating system/cluster interconnect error.

Action: Check the value of errno and contact Oracle Support Services.

DIA-27544: Failed to map memory region for export

Cause: This is an operating system/cluster interconnect error.

Action: Check the value of errno and contact Oracle Support Services.

DIA-27545: Fail to prepare buffer for remote update

Cause: This is an operating system/cluster interconnect error.

Action: Check the value of errno and contact Oracle Support Services.

DIA-27546: Oracle compiled against IPC interface version *string.string* found version *string.string*

Cause: A misconfiguration or installation error occurred.

Action: Install the IPC library for this release of Oracle.

DIA-27547: Unable to query IPC OSD attribute *string*

Cause: This is an operating system-dependent IPC error.

Action: Contact Oracle support Services.

DIA-27548: Unable to unprepare IPC buffer

Cause: This is an operating system-dependent IPC error.

Action: Contact Oracle support Services.

DIA-27550: Target ID protocol check failed. tid vers=*string*, type=*string*, remote instance number=*string*, local instance number=*string*

Cause: The local Oracle Real Application Cluster instance and remote instance are running with incompatible implementation of the inter-instance IPC protocol library. A misconfiguration or installation error occurred.

Action: Check additional error messages in the alert log and the process trace file.

DIA-27552: exception accessing Global Shared Memory (GSM) in Oracle RAC cluster

Cause: GSM is used to provide shared memory semantics on an Oracle RAC cluster. An error has occurred accessing shared memory hosted on a remote node. This is an internal programming error.

Action: Contact Oracle Support Services.

DIA-27553: incompatible IPC settings in Oracle RAC cluster

Cause: Inter-process Communication (IPC) settings were not compatible with other instances in the Oracle RAC cluster.

Action: Check additional error messages in the alert log and IPC0 trace file.

DIA-27601: Cell storage initialization failed, cell library error code [string]

Cause: Cell storage client did not succeed in initializing.

Action: Check the value of errno and contact Oracle Support Services.

DIA-27602: Failure to publish network status information, cell library error code [string]

Cause: Network status information publishing failed.

Action: Check the value of errno and contact Oracle Support Services.

DIA-27603: Cell storage I/O error, I/O failed on disk string at offset string for data length string

Cause: Cell storage I/O read or write failed, possibly due to a configuration problem or a hardware failure.

Action: Check the value of errno and contact Oracle Support Services.

DIA-27604: Cell storage ioctl error, ioctl failed on disk string

Cause: Ioctl operation on a cell storage disk failed.

Action: Check the value of errno and contact Oracle Support Services.

DIA-27605: Smart I/O failed as a handle could not be obtained to the cell "string" as the cell is not accessible.

Cause: The cell could have been unavailable.

Action: Ensure the cell is available. Check the network connectivity.

DIA-27606: Smart I/O failed because the diskgroup was found to be unmounted. tablespace number: "string", file number: "string"

Cause: The diskgroup to which the specified file belongs was found to be unmounted.

Action: Ensure that the diskgroup to which the specified file belongs is mounted.

DIA-27607: Smart I/O failed because there were no online disks. tablespace number: "string", file number: "string"

Cause: There were no online disks found for the specified file.

Action: Ensure the diskgroup to which the specified file belongs to is mounted. Ensure that the disks are online. Check the availability of cells and check the network.

DIA-27608: Smart I/O failed because the disk "string" on the cell "string" was not open. error code: "string", "string"

Cause: The specified disk on the specified cell could not be opened.

Action: Ensure the cell is available. Check the network.

DIA-27609: Smart I/O failed due to a network error to the cell "*string*". error code "*string*", "*string*"

Cause: The specified cell could not be connected to.

Action: Ensure that the cell is available. Check the network.

DIA-27610: Smart I/O failed due to shortage of memory on the cell "*string*"

Cause: The specified cell had a shortage of memory to perform smart I/O.

Action: Reduce the parallel degree or number of Oracle sessions executing smart I/O.

DIA-27611: Smart I/O failed due to a block corruption detected on the host. The block was received from cell "*string*". disk: "*string*", block: "*string*", disk offset: "*string*"

Cause: The data block indicated was corrupted on the host, but a corruption was not found on the cell.

Action: This may be due to a transient network error or a real block corruption. Check your network for any errors. Analyze the segment to which the file belongs. If there is indeed a corruption, try to restore the block using RMAN block recovery. If there is a trace file, report the errors in it to Oracle Support Services. If analyze did not report an error and network did not have any error, report the problem to Oracle Support Services as this appears to be a software error.

DIA-27612: Smart I/O failed due to a block corruption detected on the cell "*string*". disk: "*string*", block: "*string*", disk offset: "*string*"

Cause: The data block indicated was found to be corrupted on the cell.

Action: This may be due to a software error or a real data corruption. Analyze the segment. If there is indeed a block corruption, try to restore the block using RMAN block level recovery. If there is a trace file, report the errors in it to Oracle Support Services. If analyze did not report an error, report the problem to Oracle Support Services as this appears to be a software error.

DIA-27613: Smart I/O failed due to an I/O error on the cell "*string*". disk: "*string*", block: "*string*", disk offset: "*string*" I/O size: "*string*"

Cause: An I/O request failed on the specified cell and disk.

Action: Check the specified disk on the cell.

DIA-27614: Smart I/O failed due to an error "*string, string*" from the cell "*string*". disk: "*string*", block: "*string*", disk offset: "*string*" I/O size: "*string*"

Cause: An I/O request failed, due to an internal error on the specified cell and disk.

Action: Report the problem to Oracle Support Services along with the process trace file and alert log.

DIA-27615: Smart I/O file to ASM disk translation failed with error: *string*.

Cause: An internal error caused a smart I/O operation to fail.

Action: Report the problem to Oracle Support Services along with the process trace file and alert log.

DIA-27616: ASM Allocation Unit: *string*

Cause: This error message is usually accompanied by another message, indicating the real problem. This message exists to provide additional information to Oracle Support Services.

Action: Check the next error message.

DIA-27617: Smart I/O failed because of an internal error. Cell "*string*", disk "*string*", cell library error code "*string, string*", error information "*string*"

Cause: An internal error caused a smart I/O operation to fail.

Action: Report the problem to Oracle Support Services along with the process trace file and alert log.

DIA-27618: Smart I/O failed because of an internal error. Cell "*string*", cell library error code "*string, string*", error information "*string*"

Cause: An internal error caused a smart I/O operation to fail.

Action: Report the problem to Oracle Support Services along with the process trace file and alert log.

DIA-27619: Smart I/O failed because of an internal error when determining the time zone file version. Error code "*string*"

Cause: An internal error caused a smart I/O operation to fail.

Action: Report the problem to Oracle Support Services along with the process trace file and alert log.

DIA-27621: The value of *string* is not valid for parameter *string*

Cause: Incorrect value is specified for an internal parameter.

Action: This parameter should only be set by Oracle Support Services. Check the additional diagnostic information in the trace file and contact Oracle Support Services for recommendations on setting this parameter.

DIA-27623: Cell automation SQL action failed

Cause: Cell automation manager or worker process failed to execute SQL action through OCI recursive call.

Action: Check the alert log and process trace file for additional information. Contact Oracle Support Services if the errors specified in the trace file cannot be corrected.

DIA-27624: Smart I/O failed because the number of reconnects to the cell "*string*" exceeded the maximum allowed "*string*".

Cause: The number of reconnects to a cell exceeded the maximum allowed. This problem indicates a possible network problem or a software problem on the cell.

Action: If the cellsrv is being restarted repeatedly, in a short interval, check the system load. The problem may be corrected by rebooting the cell. If the system is not overloaded, the repeated restarts are likely due to software problem. Report the problem to Oracle Support Services along with alert log and trace files. If the cellsrv is not restarting, the problem may be in the IB network. Check the network between the host and all the cells.

DIA-27625: Exadata configuration failed.

Cause: One or both of the files, cellinit.ora and cellip.ora, were either invalid or missing.

Action: Check if the files, cellinit.ora and cellip.ora, are both present. They can be found in the \$OSSCONF directory. If both are present, check if their contents are valid and correct. If the files are invalid or missing, produce files with valid information in the \$OSSCONF directory. For information on how to set up these files, see the Exadata Users Guide.

DIA-27626: Exadata error: *string* (*string*)

Cause: The cause of this error is dependent on the context in which this error is reported.

Action: See the primary error reported with this error.

DIA-27627: Software edition incompatible with Exadata storage.

Cause: Oracle Exadata can be used only with Oracle Database Enterprise Edition.

Action: Check if Oracle is linked with the Enterprise Edition options.

DIA-27628: An invalid value was specified for the parameter *string*.

Cause: An invalid value was specified for a parameter.

Action: Check the additional diagnostic information in the trace file and contact Oracle Support Services if further help is required.

DIA-27629: External table smart I/O failed because the cell is not accessible.

Cause: The cell was unavailable.

Action: Ensure the cell is available.

DIA-27631: External encryption or decryption is disabled.

Cause: Either decryption was disabled in the cellinit.ora initialization parameter file, or the cryptography mode requested by the database was incompatible with what was available on the cell.

Action: No action is necessary. The Exadata cell returns data in pass-through mode when encryption or decryption is required.

DIA-27778: MGA namespace is already marked for deletion.

Cause: Managed Global Area (MGA) namespace was already marked for deletion. No further attaches are allowed.

Action: None

DIA-27779: MGA segment creation failure

Cause: The Managed Global Area (MGA) segment creation failed.

Action: Check the other error messages for additional information.

DIA-27800: invalid configuration (*string*) for event creation (*string*).

Cause: Invalid configuration values were given while creating the event.

Action: None

DIA-27801: event notification handle not valid

Cause: The event notification handle was not valid.

Action: None

DIA-28000: The account is locked.

Cause: The wrong password was entered multiple consecutive times as specified by the profile parameter FAILED_LOGIN_ATTEMPTS, or the DBA locked the account, or the user is a common user locked in the root container.

Action: Wait for the PASSWORD_LOCK_TIME or contact the DBA.

DIA-28001: the password has expired

Cause: The user's account has expired and the password needs to be changed.

Action: Change the password or contact the database administrator.

DIA-28002: the password will expire within *string* days

Cause: The password of the user's account has expired. Since the user's account is associated with a password profile with a limited password grace period and grace period is yet to elapse, the user will not be prompted to input a new password and ORA-28002 warning message will continue to be displayed upon each successful login to the user account, until the user changes their password. Once the grace period elapses, the password will expire and user login will start failing with ORA-28001 error, until the user changes their password.

Action: Change the password or contact the database administrator.

DIA-28003: password verification for the specified password failed

Cause: The new password did not meet the necessary complexity specifications and the password_verify_function failed

Action: Enter a different password. Contact the DBA to know the rules for choosing the new password

DIA-28004: invalid argument for function specified in PASSWORD_VERIFY_FUNCTION *string*

Cause: The password verification function does not have the required number and type of input/output arguments and/or the return argument

Action: Check the manual to find out the format of the password verification function

DIA-28005: invalid logon flags

Cause: The flags are not properly set or conflicting flags are set in making calls

Action: Call the function with appropriate flags set.

DIA-28006: conflicting values for parameters *string* and *string*

Cause: The parameters PASSWORD_REUSE_TIME and PASSWORD_REUSE_MAX cannot both be set. One parameter should be unlimited while other is set

Action: Set one value to UNLIMITED explicitly

DIA-28007: the password cannot be reused

Cause: The password cannot be reused for the specified number of days or for the specified number of password changes

Action: Try the password that you have not used for the specified number of days or the specified number of password changes Refer to the password parameters in the CREATE PROFILE statement

DIA-28008: invalid old password

Cause: old password supplied is wrong; Hence user cannot be authenticated using old password

Action: Supply the correct old password for authentication

DIA-28009: connection as SYS should be as SYSDBA or SYSOPER

Cause: connect SYS/*password* is no longer a valid syntax

Action: Try connect SYS/*password* as SYSDBA or connect SYS/*password* as SYSOPER

DIA-28010: cannot expire external or global accounts

Cause: If a user account is created as IDENTIFIED EXTERNALLY, or IDENTIFIED GLOBALLY, this account cannot be expired

Action: Try to expire the password of the user that has database password

DIA-28011: the password has expired; change your password now

Cause: The password of the user's account has expired. Since the user's account is associated with a password profile with an UNLIMITED password grace period, the user will not be prompted to input a new password (as normally happens for accounts with a limited grace period). Instead, ORA-28011 warning message will continue to be displayed upon each successful login to the user account, until the user changes their password.

Action: Change the password or contact the database administrator.

DIA-28012: connection as *string* should use AS *string*

Cause: An attempt was made to connect as an administrative user without using AS SYSBACKUP, AS SYSDG, or AS SYSKM.

Action: Try connecting with AS SYSBACKUP, AS SYSDG, or AS SYSKM.

DIA-28013: the password has expired

Cause: The password of the proxy user expired.

Action: Connect directly as proxy user to change the password or contact the DBA.

DIA-28014: cannot drop administrative users

Cause: An attempt was made to drop administrative users. Administrative users can be dropped only by SYS during migration mode.

Action: Try dropping administrative users during migration mode.

DIA-28015: account unlock attempted on read-only database but a conflicting account lockout on the primary exists

Cause: An attempt to unlock an account on a read-only database was prevented, because the account was previously marked as locked on the primary database. All attempts to unlock the account on the read-only database will be prevented as long as the overriding "account locked" condition exists at the primary database.

Action: If this database is part of a Data Guard configuration, perform the account unlock action on the primary database. If this database is read-only, then set the database to read/write and perform the account unlock action.

DIA-28016: Privilege *string* cannot be granted to SYS.

Cause: An attempt was made to grant SYSBACKUP, SYSDG or SYSKM to the SYS user. These administrative privileges cannot be granted to SYS.

Action: Try granting the administrative privilege to other users.

DIA-28017: The password file is in the legacy format.

Cause: An attempt was made to perform one of the following operations, but none of these operations are allowed while the password file is in LEGACY format. - Attempting to grant SYSBACKUP, SYSDG or SYSKM privileges. - Attempting to grant an administrative privilege to a user who has large password verifiers, for example, SHA-512 hashed verifiers. - Attempting to grant a common administrative privilege to a common user in a multitenant container database (CDB).

Action: Create the password file in the new format ("12" or higher) or migrate the existing password file in LEGACY format to the new format ("12" or higher) using the INPUT_FILE option, then retry the operation.

DIA-28018: This operation requires connection as SYS or SYSBACKUP.

Cause: An attempt was made to execute a command even though the user was not connected as SYS or SYSBACKUP.

Action: Connect as SYS or SYSBACKUP and retry this command.

DIA-28019: audit cannot be configured on administrative privileges

Cause: An attempt was made to configure audit on an administrative privilege using either the AUDIT, NOAUDIT, CREATE AUDIT POLICY, or ALTER AUDIT POLICY command.

Action: For traditional audit, use AUDIT_SYS_OPERATIONS to audit administrative privileges. If this is a unified audit, use action-based auditing to audit administrative users.

DIA-28020: IDENTIFIED GLOBALLY already specified

Cause: The IDENTIFIED GLOBALLY clause was specified twice.

Action: Use only one IDENTIFIED GLOBALLY clause.

DIA-28021: cannot grant global roles

Cause: The role granted was IDENTIFIED GLOBALLY. Global roles can only be granted via a central authority for the domain.

Action: Use ALTER ROLE to change the type of role (from IDENTIFIED GLOBALLY to other, such as IDENTIFIED BY password), or allocate it to a global user via the central authority.

DIA-28022: cannot grant external roles to global user or role

Cause: The role granted was IDENTIFIED EXTERNALLY. External roles cannot be granted to global users, to global roles or to any other roles.

Action: Use ALTER ROLE to change the type of the role being granted (from IDENTIFIED EXTERNALLY to other, such as NOT IDENTIFIED) or use ALTER USER to change the type of the user that is the grantee.

DIA-28023: must revoke grants of this role to other user(s) first

Cause: The role altered to IDENTIFIED GLOBALLY was granted to one or more other users and/or roles. Global roles cannot be granted to any user or role.

Action: Use REVOKE to revoke the role from other users or roles first.

DIA-28024: must revoke grants of external roles to this role/user

Cause: The user or role altered to IDENTIFIED GLOBALLY has external roles directly granted - these must be revoked, since external roles cannot be granted to global users or roles.

Action: Use REVOKE to revoke the external roles from the user or role to be ALTERed.

DIA-28025: missing or null external name

Cause: The IDENTIFIED EXTERNALLY AS or IDENTIFIED GLOBALLY AS clause was specified with a valid external name.

Action: Provide a valid external name.

DIA-28026: user with same external name already exists

Cause: The external name specified for the user being created or altered already exists for another user.

Action: External names must be unique among users. Specify another.

DIA-28027: privileged database links may be used by global users

Cause: Only users IDENTIFIED GLOBALLY may use a privileged database link.

Action: Either change the user to a global user or try to use a different database link.

DIA-28028: could not authenticate remote server

Cause: During the course of opening a privileged database link, the remote server was not securely identified using the network security service. Additional errors should follow.

Action: Consult the network security service documentation on how to properly configure the remote server.

DIA-28029: could not authorize remote server for user *string*

Cause: During the course of opening a privileged database link, the remote server was found to lack the necessary authorizations to connect as the current global user. This may be because the server was not authorized by the network security service. Or it may be because the local server is restricting access by the remote server using the DBMS_SECURITY_DOMAINS_ADMIN package.

Action: Grant the remote server the proper authorization to connect as the given global user, and check that the local server is not restricting access.

DIA-28030: Server encountered problems accessing LDAP directory service

Cause: Unable to access LDAP directory service

Action: Please contact your system administrator

DIA-28031: maximum of *string* enabled roles exceeded

Cause: The user attempted to enable too many roles.

Action: Enable fewer roles.

DIA-28032: Your password has expired and the database is set to read-only

Cause: Your password expired and needs to be changed before your login request can be processed. Because the database is currently open in read-only mode, the password change operation cannot be performed on this database.

Action: Log in to the primary database to change your password, then retry your login request at the standby database.

DIA-28034: cannot grant *string* to an Oracle supplied user

Cause: The KEEP DATE TIME, KEEP SYSGUID or KEEP SEQUENCE privilege could not be granted to an Oracle supplied user.

Action: Grant privilege directly to the application user.

DIA-28035: Cannot Get Session Key for Authentication

Cause: Client and server cannot negotiate shared secret during logon

Action: User should not see this error. Please contact your system administrator

DIA-28036: HTTP digest authentication cannot be configured for global or external user

Cause: An attempt was made to configure HTTP digest authentication for a global or external account.

Action: Contact your system administrator.

DIA-28037: Cannot Get Session Key for RACF Authentication

Cause: Client and server cannot negotiate shared secret during logon

Action: User should not see this error. Please contact your system administrator

DIA-28038: disallow O2LOGON

Cause: turn off O2LOGON

Action: n/a

DIA-28039: cannot validate Kerberos service ticket

Cause: The Kerberos service ticket provided was invalid or expired

Action: Provide a valid, unexpired service ticket.

DIA-28040: No matching authentication protocol

Cause: There was no acceptable authentication protocol for either client or server.

Action: The administrator should set the values of the SQLNET.ALLOWED_LOGON_VERSION_SERVER and SQLNET.ALLOWED_LOGON_VERSION_CLIENT parameters, on both the client and on the server, to values that match the minimum version software supported in the system. This error is also raised when the client is authenticating to a user account which was created without a verifier suitable for the client software version. In this situation, that account's password must be reset, in order for the required verifier to be generated and allow authentication to proceed successfully.

DIA-28041: Authentication protocol internal error

Cause: Authentication protocol failed with an internal error

Action: n/a

DIA-28042: Server authentication failed

Cause: Server failed to authenticate itself to the client

Action: Confirm that the server is a valid database server.

DIA-28043: invalid bind credentials for DB-OID connection

Cause: The Database password stored in the wallet did not match the one in OID .

Action: Use DBCA to reset the database password so that it is the same in database wallet and in OID.

DIA-28044: unsupported directory type

Cause: The database tried to work with a directory which is not OID.

Action: Enterprise User Security works only with Oracle Internet Directory. Update the ldap.ora file to reflect an appropriate OID.

DIA-28045: SSL authentication between database and OID failed

Cause: Server failed to authenticate itself to the Directory.

Action: Make sure the sqlnet.ora used is pointing to the wallet with the right certificate.

DIA-28046: Password change for SYS disallowed

Cause: REMOTE_LOGIN_PASSWORDFILE is set to SHARED, prohibiting SYS password changes.

Action: Change setting of REMOTE_LOGIN_PASSWORDFILE to EXCLUSIVE or NONE.

DIA-28047: database is not a member of any enterprise domain in OID

Cause: An enterprise user login was attempted on a database that is not a member of any enterprise domain in OID.

Action: An administrator should put the database into an enterprise domain in OID, and then the user should reconnect.

DIA-28048: database is a member of multiple enterprise domains in OID

Cause: An enterprise user login was attempted on a database that is a member of multiple enterprise domains in OID.

Action: An administrator should put the database into only one enterprise domain in OID, and then the user should reconnect.

DIA-28049: the password has expired

Cause: The enterprise user's password has expired and the password needs to be changed.

Action: change the password in the directory or contact the directory administrator.

DIA-28050: specified user or role cannot be dropped

Cause: The user or role specified in the DROP statement was a reserved Oracle object that could not be dropped.

Action: None

DIA-28051: the account is locked

Cause: The enterprise user has consecutively entered the wrong password for maximum number of times specified in the realm's password policy profile.

Action: Contact the directory administrator.

DIA-28052: the account is disabled

Cause: The enterprise user's account in the directory has been disabled.

Action: Contact the directory administrator.

DIA-28053: the account is inactive

Cause: The enterprise user's account in the directory is currently not active.

Action: Contact the directory administrator.

DIA-28054: the password has expired. *string* Grace logins are left

Cause: The enterprise user's password has expired. The user is able to login because he has gracelogins left.

Action: change the password in the directory or contact the directory administrator.

DIA-28055: the password will expire within *string* days

Cause: The enterprise user's password is about to expire.

Action: Change the password in the directory or contact the directory administrator.

DIA-28056: Writing audit records to Windows Event Log failed

Cause: Unable to write an audit entry to the Windows event log used as the audit trail.

Action: Check the error number for a possible operating system error. If there is no error, contact Oracle Support Services.

DIA-28057: name of the password file could not be constructed

Cause: Possibly environment variable ORACLE_SID was not set.

Action: Set value for the ORACLE_SID environment variable.

DIA-28058: login is allowed only through a proxy

Cause: This account is marked "proxy only connect".

Action: Connect through a proxy user.

DIA-28059: Cross-instance call failed

Cause: An attempt to inform other Oracle RAC instances of a security event failed.

Action: Log into each instance to perform the administrative action.

DIA-28060: A data redaction policy already exists on this column.

Cause: A data redaction policy was already in existence on this column.

Action: Specify a column which does not already have a redaction policy defined on it, or use DBMS_REDACT.ALTER_POLICY to alter the existing redaction policy for this column.

DIA-28061: This object cannot have a data redaction policy defined on it.

Cause: An attempt was made to define a data redaction policy on an object other than a table or view. Note that a data redaction policy cannot be defined on an editioned view, or on specialized tables created internally by the server in conjunction with various features such as materialized view.

Action: Specify the name of a table or view.

DIA-28062: The policy expression is too long.

Cause: The policy expression was longer than 4000 characters.

Action: Specify a policy expression of at most 4000 characters.

DIA-28063: The policy expression is empty.

Cause: The EXPRESSION parameter to DBMS_REDACT.ADD_POLICY was empty.

Action: A nonempty policy expression must be specified in the EXPRESSION parameter to DBMS_REDACT.ADD_POLICY.

DIA-28064: The redaction function is not valid.

Cause: The FUNCTION_TYPE parameter to DBMS_REDACT.ADD_POLICY was invalid.

Action: Specify the FUNCTION_TYPE parameter to DBMS_REDACT.ADD_POLICY as one of the following: DBMS_REDACT.NONE, DBMS_REDACT.FULL, DBMS_REDACT.RANDOM, DBMS_REDACT.PARTIAL, DBMS_REDACT.REGEXP, or DBMS_REDACT.NULLIFY. Note that only none redaction, full redaction, and NULL redaction may be applied to columns of type BLOB, and only none redaction, full redaction, NULL redaction, and regular expression-based redaction may be applied to columns of type CLOB or NCLOB.

DIA-28066: invalid column "string"

Cause: An invalid column was specified in the COLUMN_NAME parameter.

Action: Check the columns in the object and specify the right column name.

DIA-28067: missing or invalid column name

Cause: A valid column name was not specified in the COLUMN_NAME parameter when a column name was required. Note that when using DBMS_REDACT.ALTER_POLICY, the default action is DBMS_REDACT.ADD_COLUMN

Action: Specify the name of a column.

DIA-28068: The object "*string*" does not have a data redaction policy.

Cause: The specified object did not have a data redaction policy defined on it.

Action: Specify the name of an object which has a data redaction policy, or use DBMS_REDACT.ADD_POLICY to add a data redaction policy.

DIA-28069: A data redaction policy already exists on this object.

Cause: A data redaction policy was already in existence on this object.

Action: Specify a table or view which does not already have a redaction policy defined on it, or use DBMS_REDACT.ALTER_POLICY to alter the existing redaction policy for this object.

DIA-28070: The column "*string*" does not have a data redaction policy.

Cause: The specified column did not have a data redaction policy defined on it.

Action: Specify the name of a column which has a data redaction policy.

DIA-28071: The action is not valid.

Cause: The ACTION parameter to DBMS_REDACT.ALTER_POLICY was invalid.

Action: Specify the ACTION parameter to DBMS_REDACT.ALTER_POLICY as one of the following values: DBMS_REDACT.MODIFY_EXPRESSION, DBMS_REDACT.MODIFY_COLUMN, DBMS_REDACT.ADD_COLUMN, or DBMS_REDACT.DROP_COLUMN.

DIA-28072: The specified policy name is incorrect.

Cause: The POLICY_NAME parameter was incorrect.

Action: Specify the POLICY_NAME parameter with the name of the redaction policy currently defined on the object.

DIA-28073: The column "*string*" has an unsupported data type or attribute.

Cause: The column had a data type or attribute which is not supported by data redaction. The supported data types are CHAR, NCHAR, VARCHAR2, NVARCHAR2, NUMBER types, BINARY_FLOAT, BINARY_DOUBLE, DATE, TIMESTAMP, CLOB, NCLOB, and BLOB, except as listed below for certain function types: For DBMS_REDACT.PARTIAL and DBMS_REDACT.RANDOM, the CLOB, NCLOB, and BLOB datatypes are not supported. For DBMS_REDACT.REGEXP, the NUMBER, BINARY_FLOAT, BINARY_DOUBLE, DATE, TIMESTAMP, and BLOB datatypes are not supported. Virtual columns and base columns of virtual columns are not supported by data redaction. Columns with the INVISIBLE attribute are not supported by data redaction (this applies to both user-specified hidden columns and system-generated hidden columns). Vector encoded columns are not supported by data redaction. Columns with the IS JSON constraint are not supported.

Action: Specify the name of a column which has a supported data type and supported attributes. For columns with the IS JSON constraint, create a view on the columns and add the redaction policy to the view.

DIA-28074: The "*string*" field of the redaction parameters is not valid.

Cause: The redaction parameters specified had one or more fields that were invalid.

Action: Specify the redaction parameters according to Oracle documentation.

DIA-28075: The data redaction policy expression has an error.

Cause: The data redaction policy expression had an error.

Action: Contact the data redaction policy administrator. To correct this error, when invoking the ADD_POLICY and ALTER_POLICY procedures of the data redaction DBMS_REDACT package, the policy administrator must specify a valid policy expression for the EXPRESSION parameter. Check the trace file for the name of the affected policy and the error, and correct the data redaction policy expression.

DIA-28076: An attribute was not specified for SYS_SESSION_ROLES.

Cause: An attribute was not specified for the SYS_SESSION_ROLES namespace in the policy expression.

Action: Specify an attribute for SYS_SESSION_ROLES in the policy expression.

DIA-28077: The attribute specified (*string*) exceeds the maximum length.

Cause: The attribute specified in the policy expression for the SYS_SESSION_ROLES namespace exceeded the maximum length.

Action: Change the policy expression to use a valid attribute for SYS_SESSION_ROLES namespace.

DIA-28078: A regular expression parameter is missing or invalid.

Cause: The FUNCTION_TYPE was DBMS_REDACT.REGEXP, but one or more of the regular expression parameters were missing or invalid, the REGEXP_PATTERN failed to compile properly, or the regular expression replacement operation failed.

Action: Specify the regular expression parameters according to Oracle documentation. At a minimum, the REGEXP_PATTERN and the REGEXP_REPLACE_STRING must be specified. Ensure that the REGEXP_PATTERN can compile properly as a regular expression, for example by testing it with REGEXP_REPLACE in a SQL query against a column containing some of the data to be redacted.

DIA-28079: The policy was already enabled.

Cause: The redaction policy specified has already been enabled.

Action: Only disabled redaction policies can be enabled.

DIA-28080: The policy was already disabled.

Cause: The redaction policy specified has already been disabled.

Action: Only enabled redaction policies can be disabled.

DIA-28081: Insufficient privileges - the command references a redacted object.

Cause: The command referenced a redacted column in an object protected by a data redaction policy.

Action: If possible, modify the command to avoid referencing any redacted columns. Otherwise, drop the data redaction policies that protect the referenced tables and views, or ensure that the user issuing the command has the EXEMPT REDACTION POLICY system privilege, then retry the operation. The EXEMPT REDACTION POLICY system privilege is required for creating or refreshing a materialized view when the materialized view is based on an object protected by a data redaction policy. The EXEMPT REDACTION POLICY system privilege is required for performing a data pump schema-level export including any object protected by a data redaction policy. All data redaction policies are listed in the REDACTION_COLUMNS catalog view.

DIA-28082: The parameter *string* is invalid.

Cause: The specified parameter was either empty or too long.

Action: Specify a parameter of correct length. See the documentation for length requirements.

DIA-28083: A redacted column was referenced in a virtual column expression.

Cause: This redacted column was referenced in a virtual column expression.

Action: Ensure the column expression definition for any virtual column does not refer to any redacted columns. To check for columns with redaction policies, use the REDACTION_COLUMNS catalog view which lists all data redaction policies.

DIA-28085: The input and output lengths of the redaction do not match.

Cause: As specified, the redaction parameters produced an output with a length different to that of the input.

Action: Use regular expression redaction instead of partial redaction.

DIA-28086: The data redaction policy expression has an error. \nstring

Cause: The data redaction policy expression had an error.

Action: Specify a valid policy expression. The data redaction policy expression must be written in SQL, and must be a valid predicate to use in the following SQL query.
SELECT 1 FROM DUAL WHERE policy_expression;

DIA-28087: The policy expression has an unsupported (use of) operator 'string'.

Cause: The policy expression used an unsupported operator, or used an operator in an unsupported way.

Action: Modify the policy expression to use only the supported operators in a supported way. Supported operators include "=", "!=", ">", "<", ">=", "<=", the length operators, the substring operators, and the context operators (SYS_CONTEXT and XS_SYS_CONTEXT). For a complete list of the supported operators, and the supported ways the allowed operators can be used, refer to the section on data redaction policy expressions in the Oracle documentation.

DIA-28088: The policy expression has an unsupported PL/SQL function string.string.string.

Cause: The policy expression had an unsupported PL/SQL function.

Action: Modify the policy expression to use a supported PL/SQL function. Supported PL/SQL functions include the Oracle Label Security dominates functions, and the Oracle Apex session state functions (V and NV). For a complete list of the supported PL/SQL functions, refer to data redaction in the Oracle documentation.

DIA-28089: invalid SYS_CONTEXT namespace string in policy expression

Cause: The SYS_CONTEXT (or XS_SYS_CONTEXT) namespace used in the policy expression was not valid.

Action: Modify the policy expression to use a valid namespace. Supported namespaces include USERENV, SYS_SESSION_ROLES, XS\$SESSION and the namespaces listed in the DBA_CONTEXT catalog view.

DIA-28090: unsupported nesting of function string.string.string within function string.string.string in policy expression

Cause: The policy expression had an unsupported PL/SQL function nesting.

Action: Modify the policy expression to use only supported PL/SQL function nesting. The Oracle Label Security functions NUMERIC_LABEL, CHAR_TO_LABEL, and SA_SESSION can only be used from within the Label Security dominates functions. For a complete list of supported PL/SQL function nesting, refer to the section on writing policy expressions in the Oracle documentation for data redaction.

DIA-28091: unsupported use of PL/SQL function *string.string.string* in policy expression

Cause: The policy expression used a PL/SQL function in an unsupported way.

Action: Modify the policy expression to use the PL/SQL function properly. The parameters to the Oracle Label Security functions NUMERIC_LABEL, CHAR_TO_LABEL, and SA_SESSION must be constants. For a complete list of the supported ways PL/SQL functions can be used in a policy expression, refer to the section on writing policy expressions in the Oracle documentation for data redaction.

DIA-28092: The parameter *string* with value '*string*' has an error.

Cause: The value of the parameter had an error. If DBMS_REDACT.CREATE_POLICY_EXPRESSION was invoked and the POLICY_EXPRESSION_NAME parameter had an error, the policy expression name either already existed, or was invalid. If DBMS_REDACT.DROP_POLICY_EXPRESSION was invoked and the POLICY_EXPRESSION_NAME parameter had an error, the policy expression either did not exist, was still in use (was applied to a column), or was invalid. If DBMS_REDACT.APPLY_POLICY_EXPR_TO_COL was invoked and the POLICY_EXPRESSION_NAME parameter had an error, a policy expression may already exist on this column. Only one policy expression may be associated with any given column. The name of any Oracle Data Redaction policy expression associated with a given column can be found in the REDACTION_EXPRESSIONS catalog view. If the DBMS_REDACT.ADD_POLICY was invoked and the OBJECT_SCHEMA parameter referenced the APEX or Spatial installation schema, the operation was prevented. Data redaction policies are not supported on objects within the APEX or Spatial installation schema. If the DBMS_REDACT.ADD_POLICY was invoked and the OBJECT_NAME references a metadata-linked view, the operation was prevented. Data redaction policies are not supported on metadata-linked views.

Action: Provide a valid value for the parameter. If DBMS_REDACT.CREATE_POLICY_EXPRESSION was invoked and the parameter was POLICY_EXPRESSION_NAME, provide a valid (new or existing) policy expression name. The names of all existing Oracle Data Redaction policy expressions can be found in the REDACTION_EXPRESSIONS catalog view. For the POLICY_EXPRESSION_NAME parameter of the DBMS_REDACT.DROP_POLICY_EXPRESSION procedure, provide a valid existing policy expression name which is not currently in use (applied to any column). The names of the columns to which a given policy expression is currently applied can be found in the REDACTION_EXPRESSIONS catalog view. For the POLICY_EXPRESSION_NAME parameter of the DBMS_REDACT.APPLY_POLICY_EXPR_TO_COL procedure, either provide NULL to remove the current policy expression association of the column, or provide a valid existing policy expression name. There is currently no API to alter an existing association. For now it must first be dropped followed by applying the new association. The names of all existing policy expressions can be found in the REDACTION_EXPRESSIONS catalog view. If DBMS_REDACT.ADD_POLICY was invoked, provide an OBJECT_SCHEMA which is not the APEX or Spatial installation schema. Data redaction policies are not supported on objects within the APEX or Spatial installation schema. If DBMS_REDACT.ADD_POLICY was invoked, provide an OBJECT_NAME which does not reference a metadata-linked view.

DIA-28093: operation on column *string* is not supported by data redaction

Cause: The operation was not supported by data redaction.

Action: Perform only supported operations on any object which has a data redaction policy or which depends on an object with a data redaction policy. To check for columns with redaction policies, use the REDACTION_COLUMNS catalog view which lists all of the data redaction policies.

DIA-28094: SQL construct not supported by data redaction

Cause: The query had a SQL construct that was not supported by data redaction.

Action: Rewrite the query to avoid using an unsupported construct. Consult the Oracle documentation for details.

DIA-28100: policy function schema *string* is invalid

Cause: The schema was dropped after the policy associated with the function had been added to the object.

Action: Drop the policy and re-create it with a policy function owned by a valid user. Or re-create the user and the policy function under the new user.

DIA-28101: policy already exists

Cause: A policy with the same name for the same object already exists.

Action: Check if the policy has already been added or use a different policy name.

DIA-28102: policy does not exist

Cause: Try to drop/enable/refresh a non-existent policy.

Action: Correct the policy name argument.

DIA-28103: adding a policy to an object owned by SYS is not allowed

Cause: Try to add a policy to a table or a view owned by SYS.

Action: You can not perform this operation.

DIA-28104: input value for *string* is not valid

Cause: Input value for the argument is not valid

Action: specify a valid argument value.

DIA-28105: cannot create security relevant column policy in an object view

Cause: Security relevant column argument is not null in policy creation for an object view

Action: n/a

DIA-28106: input value for argument #*string* is not valid

Cause: Input values for the argument is missing or invalid.

Action: Correct the input values.

DIA-28107: policy was disabled

Cause: Try to flush a disabled policy.

Action: If the policy is supposed to be enforced, it must be enabled.

DIA-28108: circular security policies detected

Cause: Policies for the same object reference each other.

Action: Drop the policies

DIA-28109: the number of related policies has exceeded the limit of 16

Cause: Too many policies are involved in the same objects.

Action: Drop one or more policies. Or combine a few of them into one.

DIA-28110: policy function or package *string.string* has error

Cause: The policy function may have been dropped, or is no longer valid.

Action: Check the status of the function and correct the problem. Or re-create the policy with a valid function.

DIA-28111: insufficient privilege to evaluate policy predicate

Cause: Predicate has a subquery which contains objects that the owner of policy function does not have privilege to access.

Action: Grant appropriate privileges to the policy function owner.

DIA-28112: failed to execute policy function

Cause: The policy function has one or more error during execution.

Action: Check the trace file and correct the errors.

DIA-28113: policy predicate has error

Cause: Policy function generates invalid predicate.

Action: Review the trace file for detailed error information.

DIA-28115: policy with check option violation

Cause: Policy predicate was evaluated to FALSE with the updated values.

Action: n/a

DIA-28116: insufficient privileges to do direct path access

Cause: Users with insufficient privileges attempting to do direct path access of tables with fine grain access control policies.

Action: Ask the database administrator to do the operation. Note that users can work with security administrator to temporarily drop/disable the policies at time of export, import, or load, but this has security implication, and thus access of the database must be controlled carefully.

DIA-28117: integrity constraint violated - parent record not found

Cause: try to update/insert a child record with new foreign key values, but the corresponding parent row is not visible because of fine-grained security in the parent.

Action: make sure that the updated foreign key values must also visible in the parent

DIA-28118: policy group already exists

Cause: try to create a policy group that already exists

Action: n/a

DIA-28119: policy group does not exist

Cause: try to drop a policy group that does not exist

Action: n/a

DIA-28120: driving context already exists

Cause: try to create a driving context that already exists

Action: n/a

DIA-28121: driving context does not exist

Cause: try to drop a driving context that does not exist

Action: n/a

DIA-28122: can not update SYS_DEFAULT policy group

Cause: An attempt was made to execute either DBMS_RLS.CREATE_POLICY_GROUP or DBMS_RLS.DELETE_POLICY_GROUP using SYS_DEFAULT as the policy group name.

Action: Do not attempt to CREATE or DELETE the SYS_DEFAULT policy group. This action is not permitted.

DIA-28123: Driving context '*string,string*' contains invalid group '*string*'

Cause: A previous call to DBMS_SESSION.SET_CONTEXT specified an invalid policy group.

Action: Ensure that a valid policy group is passed to DBMS_SESSION.SET_CONTEXT when initializing a policy driving context.

DIA-28124: Column *string* in sec_relevant_cols cannot be of an object data type

Cause: A column specified in sec_relevant_cols was of an object data type.

Action: Ensure that none of the columns specified in sec_relevant_cols is of an object data type or XMLType.

DIA-28125: A protected base column was referenced in an unprotected virtual column expression.

Cause: A protected base column was referenced in an unprotected virtual column expression.

Action: Check the policy definition and make sure that the virtual column is also protected.

DIA-28126: Attribute association failed for policy "*string*".

Cause: An attempt was made to associate a global application context attribute to either a context-sensitive or shared context-sensitive policy. Only local application context attribute association is supported.

Action: Specify a local application context attribute.

DIA-28132: The MERGE INTO syntax does not support the security policy.

Cause: The MERGE INTO syntax did not support a security policy on the destination table, because the policy's statement_types did not include each of INSERT, UPDATE and DELETE.

Action: If you do not have the privilege to modify the security policy, then instead of MERGE INTO, use the INSERT, UPDATE and DELETE DML statements on the table that has a security policy defined on it. If you have the privilege to modify the security policy, then redefine it in such a way that statement_types includes all of the DML statement types (INSERT, UPDATE and DELETE).

DIA-28134: object cannot have fine-grained access control policy

Cause: Only tables, views, or synonyms of tables or views may have VPD policies

Action: n/a

DIA-28137: Invalid FGA audit Handler

Cause: An invalid audit handler was specified.

Action: Specify a valid audit handler.

DIA-28138: Error in Policy Predicate

Cause: An invalid policy predicate was specified.

Action: Please specify a valide policy Predicate for the FGA policy

DIA-28139: Maximum allowed Fine Grain Audit Policies Exceeded

Cause: A maximum of 256 policies can be enabled on an object

Action: Drop or disable an existing policy before creating more

DIA-28140: Invalid column specified

Cause: Column name specified during policy creation is invalid

Action: Please specify a valid column name. Object columns are not supported

DIA-28141: error in creating audit index file

Cause: ORACLE was not able to create the file being used to hold audit file names.

Action: Examine the directory pointed to by the initialization parameter "audit_file_dest." Make sure that all of the following is true: 1. The directory exists. 2. The name indeed points to a directory and not a file. 3. The directory is accessible and writable to the ORACLE user.

DIA-28142: error in accessing audit index file

Cause: ORACLE was not able to access the file being used to hold audit file names.

Action: Make sure the file exists in the directory pointed to by the initialization parameter "audit_file_dest" and is readable by the ORACLE user.

DIA-28143: Invalid argument passed to FGA ADD_POLICY procedure

Cause: Invalid input argument was specified for FGA ADD_POLICY procedure.

Action: Specify correct type and number of arguments to FGA ADD_POLICY procedure.

DIA-28144: Failed to execute fine-grained audit handler

Cause: An error was encountered while executing fine-grained audit handler.

Action: Refer to the trace file for details.

DIA-28145: XDS policy already exists for *string*

Cause: An XDS policy was enabled for an object that already has an associated XDS policy.

Action: Specify a different policy name or call enable_xds with the overwrite paramter set to TRUE.

DIA-28146: invalid operation for policy "*string*"

Cause: Attribute association (NAMESPACE, ATTRIBUTE) was specified for an invalid policy type. Attribute association can be specified only for context-sensitive and shared context-sensitive policy types.

Action: Do not perform any unsupported operation.

DIA-28147: The specified attribute association ("*string*", "*string*") is already attached to policy "*string*".

Cause: An attempt was made to create the attribute association using names that were already used by existing attribute association of the policy.

Action: Adjust the names and retry the operation.

DIA-28148: The specified attribute association ("*string*", "*string*") is not attached to policy "*string*".

Cause: An attempt was made to drop the attribute association that was not attached to the policy.

Action: Adjust the names and retry the operation.

DIA-28149: input value for argument "*string*" is missing

Cause: Only one input value was specified for the (NAMESPACE, ATTRIBUTE) arguments.

Action: Specify an input value for both (NAMESPACE, ATTRIBUTE) arguments.

DIA-28150: proxy not authorized to connect as client

Cause: A proxy user attempted to connect as a client, but the proxy was not authorized to act on behalf of the client.

Action: Grant the proxy user permission to perform actions on behalf of the client by using the ALTER USER ... GRANT CONNECT command.

DIA-28151: more than one user name specified for command

Cause: More than one user name was specified for an ALTER USER command.

Action: Try the command again with only one user name.

DIA-28152: proxy user '*string*' may not specify initial role '*string*' on behalf of client '*string*'

Cause: A proxy user attempted to specify an initial role for a client, but the client does not possess the role.

Action: Change the proxy user so that it does not specify the role or grant the role to the client.

DIA-28153: Invalid client initial role specified: '*string*'

Cause: A role specified by a proxy user as an initial role to be activated upon connecting on behalf of a client is invalid.

Action: Connect again as the client specifying a valid role.

DIA-28154: Proxy user may not act as client '*string*'

Cause: A proxy user may not assume the identity of a privileged user in order to limit the privileges that a proxy may possess.

Action: Execute the statement again specify a client other than a privileged user.

DIA-28155: user '*string*' specified as a proxy is actually a role

Cause: A user specified in an AUDIT *operation* BY *proxy* ON BEHALF OF *client* is actually a role.

Action: Execute the statement again with a valid proxy user.

DIA-28156: Proxy user '*string*' not authorized to set role '*string*' for client '*string*'

Cause: A proxy user has not been granted the right to use a role on behalf of a client.

Action: Execute the command ALTER USER *client* GRANT CONNECT THROUGH PROXY *proxy* to grant the needed role.

DIA-28157: Proxy user '*string*' forbidden to set role '*string*' for client '*string*'

Cause: A proxy user was forbidden to use a role on behalf of a client through the command ALTER USER *client* GRANT CONNECT THROUGH *proxy* WITH ALL ROLES EXCEPT *role*

Action: Execute the command ALTER USER *client* GRANT CONNECT THROUGH PROXY *proxy* to grant the needed role.

DIA-28163: GRANT already specified

Cause: The GRANT clause was specified twice.

Action: Use only one GRANT clause.

DIA-28164: REVOKE already specified

Cause: The REVOKE clause was specified twice.

Action: Use only one REVOKE clause.

DIA-28165: proxy '*string*' may not specify password-protected role '*string*' for client '*string*'

Cause: A proxy user attempted to activate a role on behalf of a client which has a password associated with it. Since the proxy does not have a password, this activation cannot be allowed.

Action: Attempt to activate a different role or change the role administratively so that there is no password.

DIA-28166: duplicate rolename in list

Cause: The name of a role was specified more than once in a list.

Action: Repeat the command specifying the role once.

DIA-28168: attempted to grant password-protected role

Cause: An ALTER USER ... GRANT CONNECT command was attempted specifying a role that was password-protected.

Action: Specify a role which is not a password-protected role.

DIA-28169: unsupported certificate type

Cause: The type of certificate from which the server is to extract the credentials of the client is not supported.

Action: Specify a supported type.

DIA-28170: unsupported certificate version

Cause: The version of the certificate from which the server is to extract the credentials of the client is not supported.

Action: Specify a supported version.

DIA-28171: unsupported Kerberos version

Cause: the version the Kerberos ticket which the server is to use to validate the identity of the client is not supported.

Action: Specify a supported version.

DIA-28172: distinguished name not provided by proxy

Cause: A client user is to be identified using a distinguished name, but none was provided by the proxy user.

Action: Provide a distinguished name.

DIA-28173: certificate not provided by proxy

Cause: A client user is to be identified using a certificate but none was provided by the proxy user.

Action: Provide a certificate.

DIA-28174: Kerberos ticket not provided by proxy

Cause: A client user is to be authenticated using a Kerberos ticket but none was provided by the proxy user.

Action: Provide a Kerberos ticket.

DIA-28175: incorrect certificate type

Cause: the type of certificate provided by the proxy user to identify a client user does not match the type that is required.

Action: Provide a certificate of the correct type.

DIA-28176: incorrect certificate version

Cause: the version of certificate provided by the proxy user to identify a client user does not match the version that is required.

Action: Provide a certificate of the correct version.

DIA-28177: incorrect Kerberos ticket version

Cause: the version of Kerberos ticket provided by the proxy user to authenticate a client user does not match the version that is required.

Action: Provide a Kerberos ticket of the correct version.

DIA-28178: password not provided by proxy

Cause: A client user is to be authenticated using a database password but none was provided by the proxy user.

Action: Provide a password.

DIA-28179: client user name not provided by proxy

Cause: No user name was provided by the proxy user for the client user.

Action: Either specify a client database user name, a distinguished name or an X.509 certificate.

DIA-28180: multiple authentication methods provided by proxy

Cause: More than one authentication method was specified by the proxy user for the client user.

Action: Specify only one of the following: a client database user name, a distinguished name or an X.509 certificate.

DIA-28181: proxy '*string*' failed to enable one or more of the specified initial roles for client '*string*'

Cause: Attempt to enable specified initial roles after logon resulted in failure.

Action: Check that the initial roles are valid, granted to client, and not password protected.

DIA-28182: cannot acquire Kerberos service ticket for client

Cause: An attempt to use a Kerberos forwardable ticket granting ticket to obtain a Kerberos service ticket failed.

Action: Check that the Kerberos forwardable ticket granting ticket belongs to the client, is valid, and that the key distribution center is available.

DIA-28183: proper authentication not provided by proxy

Cause: A client user must be authenticated but no authentication credentials were provided by the proxy user.

Action: Provide some form of authentication credentials.

DIA-28184: global user cannot have proxy permissions managed in the directory

Cause: The client name specified was a global user.

Action: Use ALTER USER to change the type of user (from IDENTIFIED GLOBALLY to something else, such as IDENTIFIED BY password or IDENTIFIED EXTERNALLY).

DIA-28185: cannot alter user with administrative privilege to proxy-only connect user

Cause: An attempt was made to alter a user with administrative privilege to a proxy-only connect user.

Action: This user cannot be altered to proxy-only connect user.

DIA-28186: cannot grant *string* to a proxy-only connect user

Cause: An attempt was made to grant administrative privilege like SYSDBA, SYSOPER, SYSASM, SYSBACKUP, SYSDG, SYSKM, or SYSRAC to a proxy-only connect user. Since proxy authentication using an administrative privilege is not supported, such grants are not allowed.

Action: None

DIA-28187: cannot alter global user to proxy-only connect user

Cause: An attempt was made to alter global user to proxy-only connect.

Action: None

DIA-28188: cannot alter user SYS/SYSBACKUP/SYSDG/SYSKM/SYSRAC to be identified as globally

Cause: An attempt was made to alter SYS/SYSBACKUP/SYSDG/SYSKM/SYSRAC to be identified as globally.

Action: None

DIA-28190: SYSRAC administrative privilege cannot be granted to other users

Cause: An attempt was made to grant SYSRAC administrative privilege to a user. This administrative privilege can only be used in operating system authentication and cannot be granted to other users.

Action: Use connection string '/' as SYSRAC' from an operating system account in the OSRAC group to connect to the database with the SYSRAC privilege.

DIA-28191: cannot grant administrative privileges to a user with non-ASCII or non-EBCDIC characters in the user name

Cause: An attempt to grant privileges to a user failed. Administrative privileges like SYSDBA, SYSOPER, SYSASM, SYSBACKUP, SYSDG, SYSKM, and SYSRAC cannot be granted to a user with non-ASCII or non-EBCDIC characters in the user name.

Action: Grant administrative privileges to users that have user names with only ASCII or EBCDIC characters.

DIA-28200: IDENTIFIED USING already specified

Cause: The IDENTIFIED USING clause was specified twice.

Action: Use only one IDENTIFIED USING clause.

DIA-28201: invalid command to enable secure application role '*string*'

Cause: An attempt to enable the secure application role outside of the scope of the designated package failed.

Action: Enable the role using the designated package.

DIA-28221: REPLACE not specified

Cause: User is changing password but password verification function is turned on and the original password is not specified and the user does not have the alter user system privilege.

Action: Supply the original password.

DIA-28222: may not modify reserved user

Cause: An attempt was made to change or grant to a reserved user account.

Action: None

DIA-28223: first login requires password change

Cause: This user was globally authenticated. Password policy settings in Oracle Internet Directory (OID) requires the password to be changed for the first connection. Further connections to the database will be denied if the password in OID is not changed.

Action: Connect to the OID to change the password.

DIA-28231: no data passed to obfuscation toolkit

Cause: A NULL value was passed to a function or procedure.

Action: Make sure that the data passed is not empty.

DIA-28232: invalid input length for obfuscation toolkit

Cause: Length of data submitted for encryption or decryption is not a multiple of 8 bytes.

Action: Make sure that the length of the data to be encrypted or decrypted is a multiple of 8 bytes.

DIA-28233: double encryption not supported

Cause: The obfuscation toolkit does not support the encryption of already-encrypted data.

Action: Do not attempt to encrypt already-encrypted data.

DIA-28234: key length too short

Cause: The key specified is too short for the algorithm. DES requires a key of at least 8 bytes. Triple DES requires a key of least 16 bytes in two-key mode and 24 bytes in three-key mode.

Action: Specify a longer key.

DIA-28235: algorithm not available

Cause: The encryption algorithm desired is not available.

Action: Run the installer to install the needed algorithm in Oracle Advanced Security.

DIA-28236: invalid Triple DES mode

Cause: An unknown value was specified for the mode in which triple DES encryption is to run.

Action: Specify a valid value. See the package declaration for a list of valid values.

DIA-28237: seed length too short

Cause: The seed specified for the key generation routine must be at least 80 characters.

Action: Specify a longer seed.

DIA-28238: no seed provided

Cause: A NULL value was passed in as the seed to be used in generating a key.

Action: Provide a non-NULL value for the seed.

DIA-28239: no key provided

Cause: A NULL value was passed in as an encryption or decryption key.

Action: Provide a non-NULL value for the key.

DIA-28261: CURRENT_USER can not be used in PLSQL Definer's Right procedure.

Cause: An attempt to retrieve CURRENT_USER using SYS_CONTEXT PLSQL interface.

Action: Use a SQL statement to query CURRENT_USER inside a DR procedure.

DIA-28264: Client identifier is too long

Cause: The length of the client identifier is longer than 64

Action: Set a client identifier whose length is less than 64.

DIA-28265: Namespace beginning with 'SYS_' is not allowed.

Cause: Namespace beginning with 'SYS_' was not allowed.

Action: Use a namespace that does not begin with 'SYS_'.

DIA-28267: Invalid NameSpace Value

Cause: Context NameSpace conflicts with reserved key words or a secure Namespace is not allowed for this type of Application Context.

Action: Use a valid namespace.

DIA-28268: Exceeded the maximum allowed size for Context information in a session

Cause: The maximum size specified by the `_session_context_size` init.ora parameter was exceeded.

Action: Please change the value for `_session_context_size` in the init.ora file.

DIA-28270: Malformed user nickname for password authenticated global user.

Cause: An attempt to login as password-authenticated global user with a malformed user nickname.

Action: Make sure the nickname is valid and re-login.

DIA-28271: No permission to read user entry in LDAP directory service.

Cause: ORACLE server does not have read permission on user nickname's X.500 user entry.

Action: Make sure ORACLE server is using right SSL credentials to connect to LDAP directory services. Make sure permissions for LDAP user entries are right.

DIA-28272: Domain policy restricts password based GLOBAL user authentication.

Cause: Domain policy does not allow password-authenticated GLOBAL users.

Action: Make sure ORACLE server is using right SSL credentials to connect to LDAP directory services. Make sure orclDBAuthTypes attributes within Oracle enterprise domain object is either set to PWD or ALL.

DIA-28273: No mapping for user nickname to LDAP distinguished name exists.

Cause: ORACLE server cannot map the given user nickname to LDAP distinguished name.

Action: Make sure user entries in LDAP are correctly provisioned with correct user nickname attribute values.

DIA-28274: No ORACLE password attribute corresponding to user nickname exists.

Cause: LDAP user entry corresponding to user nickname does not have a ORACLE password attribute or the attribute is not initialized.

Action: Make sure user entries in LDAP are correctly provisioned with correct ORACLE password attribute values.

DIA-28275: Multiple mappings for user nickname to LDAP distinguished name exist.

Cause: The given user nickname maps to more than one LDAP distinguished name.

Action: Make sure user nickname is unique within the enterprise.

DIA-28276: Invalid ORACLE password attribute.

Cause: The ORACLE password attribute of a user entry has an invalid format.

Action: Make sure ORACLE password attribute value is RFC-2307 compliant.

DIA-28277: LDAP search, while authenticating global user with passwords, failed.

Cause: The LDAP search for finding the appropriate user entry and ORACLE password failed.

Action: Make sure LDAP directory service is up and running.

DIA-28278: No domain policy registered for password based GLOBAL users.

Cause: No policy about password authenticated GLOBAL users has been registered.

Action: Add attribute orclDBAuthTypes to the database server's Enterprise domain.

DIA-28279: Error reading ldap_directory_access init parameter.

Cause: ldap_directory_access parameter is not specified correctly.

Action: Make sure spfile.ora has ldap_directory_access set correctly. Possible correct values are PASSWORD, SSL and NONE.

DIA-28280: Multiple entries for ORACLE database password exist.

Cause: The ORACLE password attribute of a user entry has multiple entries of ORACLE database password.

Action: Make sure ORACLE password attribute has one entry for ORACLE Database password.

DIA-28281: Global application context is not updated on one or more Oracle RAC instances

Cause: While updating global application context across Oracle RAC instances, the background process errored out or the timeout expired due to some failure.

Action: Ensure every instance in Oracle RAC is operational and retry the operation.

DIA-28290: Multiple entries found for the same Kerberos Principal Name

Cause: Multiple user entries has been configured with the same krbPrincipalName

Action: Modify enterprise user's entry to assign its Kerberos principal name Make sure the user entries in LDAP are provisioned correctly.

DIA-28291: No Kerberos Principal Value found.

Cause: Oracle server fails to get value of krbPrincipalName attribute

Action: Make sure user entries are correctly provisioned with correct Kerberos principal value

DIA-28292: No Domain Policy registered for Kerberos based authentication

Cause: The enterprise domain entry is not configured for Kerberos based global authentication.

Action: Modify orclDBAuthType of the database server's enterprise domain entry and assign it "ALL" or "KRB5"

DIA-28293: No matched Kerberos Principal found in any user entry

Cause: Oracle server fails to find the principal in the user search base

Action: Make sure the user search base is correct. Use ESM to configure the enterprise user its Kerberos principal name

DIA-28300: No permission to read user entry in LDAP directory service.

Cause: ORACLE server does not have read permission on user entries.

Action: Make sure ORACLE server is using right credentials to connect to LDAP directory services. Make sure permissions for LDAP user entries are configured correctly.

DIA-28301: Domain Policy hasn't been registered for SSL authentication.

Cause: An attempt was made to authenticate with SSL, but the database enterprise domain was not configured for SSL authentication.

Action: Modify orclDBAuthType of the server's enterprise domain entry and assign it "ALL" or "SSL".

DIA-28302: User does not exist in the LDAP directory service.

Cause: An attempt was made to authenticate with SSL using the user's certificate, but there was no user entry in the LDAP server that matched the user's Distinguished Name.

Action: Add an user entry whose DN matches the user's PKI DN in the LDAP directory.

DIA-28303: Distinguished name for user exceeds maximum supported length

Cause: The user's distinguished name (DN) exceeded the maximum supported length.

Action: Shorten the user's distinguished name (DN) and retry.

DIA-28304: Oracle encrypted block is corrupt (file # *string*, block # *string*)

Cause: The indicated encrypted block was corrupt. This was an in-memory corruption. The exact cause is unknown. Possible causes could be: - the encryption wallet is incorrect or corrupted - the tablespace encryption key is incorrect or corrupted - decryption engine failure - actual logical error exists in decrypted block

Action: Review the encryption wallet and the keys stored in it to ensure they are valid and correct.

DIA-28305: WALLET_LOCATION in sqlnet.ora file for container database is not supported.

Cause: WALLET_LOCATION was specified in sqlnet.ora file.

Action: Remove WALLET_LOCATION from sqlnet.ora file. Place the wallet in the pluggable database-specific default location.

DIA-28306: The directory user has *string* groups mapped to different database global users.

Cause: A directory user connected to the database while there were multiple directory user's groups mapped to different shared database global users.

Action: No action is required if by design the user's multiple groups need to be mapped to different database global users. Otherwise, create an exclusive database global user mapping for the directory user, or ensure that the directory user has only one mapped shared database global user.

DIA-28307: The directory current time *string* is unreasonable.

Cause: Either the directory service time was earlier than year 1900, or the format was incorrect.

Action: Ensure that the directory service clock is set properly.

DIA-28308: The directory server type *string* is not supported.

Cause: The database tried to work with a directory service which is not

Action: Update the ldap.ora file to reflect an appropriate directory server type.

DIA-28309: Failed to get the service user's credential from the wallet.

Cause: The database tried to get the service user's credential from the wallet but

Action: Update the wallet with the service user's credential.

DIA-28310: Role with same external name already exists.

Cause: The external name specified for the role being created or altered already exists for another role.

Action: External names must be unique among roles. Specify another.

DIA-28311: Oracle encrypted data block not encrypted (file # *string*, block # *string*)

Cause: The indicated data block was found unencrypted in a fully encrypted tablespace. The exact cause is unknown. Possible causes could be: - An encrypted data block is tampered and replaced with an unencrypted data block. - An Oracle internal issue.

Action: Collect block dump and redo dump for this block, and contact Oracle Support Services.

DIA-28312: Proxy user is not supported with DSI.

Cause: Proxy user authentication is currently not supported with Directory Service Integration (DSI).

Action: Do not use proxy user authentication with DSI.

DIA-28313: LDAP server connection is down.

Cause: The LDAP server is down or the connection to the LDAP server is closed.

Action: Retry the connect operation.

DIA-28314: The current user database link is not supported with DSI.

Cause: An attempt was made to use the current user database link with Directory Services Integration (DSI).

Action: Do not use the current user database link with DSI.

DIA-28330: encryption is not allowed for this data type or the data type is invalid

Cause: The data type was not supported for column encryption or the data type was invalid.

Action: n/a

DIA-28331: encrypted column size too long for its data type

Cause: The column was both encrypted and one of the following: -for VARCHAR2 when extended character data types were disabled, the length specified was > 3932; -for VARCHAR2 when extended character data types were enabled, the length specified was > 32699; -for CHAR, the length specified was > 1932; -for NVARCHAR2 when extended character data types were disabled, the length specified was > 1966; -for NVARCHAR2 when extended character data types were enabled, the length specified was > 16349; -for NCHAR, the length specified was > 966; -for RAW when extended character data types were disabled, the length specified was > 3932; -for RAW when extended character data types were enabled, the length specified was > 32699;

Action: Reduce the column size.

DIA-28332: cannot have more than one password for the encryption key

Cause: More than one password was specified in the user command.

Action: n/a

DIA-28333: column is not encrypted

Cause: An attempt was made to rekey or decrypt an unencrypted column.

Action: n/a

DIA-28334: column is already encrypted

Cause: An attempt was made to encrypt an encrypted column.

Action: n/a

DIA-28335: referenced or referencing FK constraint column cannot be encrypted

Cause: encrypted columns were involved in the referential constraint

Action: n/a

DIA-28336: cannot encrypt SYS owned objects

Cause: An attempt was made to encrypt columns in a table owned by SYS.

Action: n/a

DIA-28337: the specified index may not be defined on an encrypted column

Cause: Index column was either a functional, domain, or join index.

Action: n/a

DIA-28338: Column(s) cannot be both indexed and encrypted with salt

Cause: An attempt was made to encrypt index column with salt or an attempt was made to create an index on encrypted column with salt.

Action: Alter the table and specify column encrypting without salt.

DIA-28339: missing or invalid encryption algorithm

Cause: Encryption algorithm was missing or invalid in the user command.

Action: Must specify a valid algorithm.

DIA-28340: a different encryption algorithm has been chosen for the table

Cause: Existing encrypted columns were associated with a different algorithm.

Action: No need to specify an algorithm, or specify the same one for the existing encrypted columns.

DIA-28341: cannot encrypt constraint column(s) with salt

Cause: An attempt was made to encrypt constraint columns with salt.

Action: Encrypt the constraint columns without salt.

DIA-28342: integrity check fails on column key

Cause: Encryption metadata may have been improperly altered.

Action: n/a

DIA-28343: fails to encrypt data

Cause: data or encryption metadata may have been improperly altered or the security module may not have been properly setup

Action: n/a

DIA-28344: fails to decrypt data

Cause: data or encryption metadata may have been improperly altered or the security module may not have been properly setup

Action: n/a

DIA-28345: cannot downgrade because there exists encrypted column

Cause: An attempt was made to downgrade when there was an encrypted column in the system.

Action: Decrypt these columns before attempting to downgrade.

DIA-28346: an encrypted column cannot serve as a partitioning column

Cause: An attempt was made to encrypt a partitioning key column or create partitioning index with encrypted columns.

Action: The column must be decrypted.

DIA-28347: encryption properties mismatch

Cause: An attempt was made to issue an ALTER TABLE EXCHANGE PARTITION | SUBPARTITION command, but encryption properties were mismatched.

Action: Make sure encryption algorithms and columns keys are identical. The corresponding columns must be encrypted on both tables with the same salt and non-salt flavor.

DIA-28348: index defined on the specified column cannot be encrypted

Cause: An attempt was made to encrypt a column which is in a functional index, domain index, or join index.

Action: drop the index

DIA-28349: cannot encrypt the specified column recorded in the materialized view log

Cause: An attempt was made to encrypt a column which is already recorded in the materialized view log.

Action: drop the materialized view log

DIA-28350: cannot encrypt the specified column recorded in CDC synchronized change table

Cause: An attempt was made to encrypt a column which is already recorded in CDC synchronized change table.

Action: drop the synchronized change table

DIA-28351: cannot encrypt the column of a cluster key

Cause: An attempt was made to encrypt a column of the cluster key. A column of the cluster key in a clustered table cannot be encrypted.

Action: None

DIA-28353: failed to open wallet

Cause: The database was unable to open the security module wallet due to an incorrect wallet path or password. It is also possible that a wallet has not been created. Type mkwallet from command line for instructions.

Action: Execute the command again using the correct wallet password or verifying a wallet exists in the specified directory. If necessary, create a new wallet and initialize it.

DIA-28354: Encryption wallet, auto login wallet, or HSM is already open

Cause: Encryption wallet, auto login wallet, or HSM was already opened.

Action: None

DIA-28356: invalid open wallet syntax

Cause: The command to open the wallet contained improper spelling or syntax.

Action: If attempting to open the wallet, verify the spelling and syntax and execute the command again.

DIA-28357: password required to open the wallet

Cause: A password was not provided when executing the open wallet command.

Action: Retry the command with a valid password.

DIA-28358: improper set key syntax

Cause: The command to set the master key contained improper spelling or syntax.

Action: If attempting to set the master key for Transparent Database Encryption, verify the spelling and syntax and execute the command again.

DIA-28359: invalid certificate identifier

Cause: The certificate specified did not exist in the wallet.

Action: Query the V\$WALLET fixed view to find the proper certificate identifier for certificate to be used.

DIA-28361: master key not yet set

Cause: The master key for the instance was not set.

Action: Execute the ALTER SYSTEM SET KEY command to set a master key for the database instance.

DIA-28362: master key not found

Cause: The required master key required could not be located. This may be caused by the use of an invalid or incorrect wallet.

Action: Check wallet location parameters to see if they specify the correct wallet. Also, verify that an SSO wallet is not being used when an encrypted wallet is intended.

DIA-28363: buffer provided not large enough for output

Cause: A provided output buffer is too small to contain the output.

Action: Check the size of the output buffer to make sure it is initialized to the proper size.

DIA-28364: invalid wallet operation

Cause: The command to operate the wallet contained improper spelling or syntax.

Action: Verify the spelling and syntax and execute the command again.

DIA-28365: wallet is not open

Cause: The security module wallet has not been opened.

Action: Open the wallet.

DIA-28366: invalid database encryption operation

Cause: The command for database encryption contained improper spelling or syntax.

Action: Verify the spelling and syntax and execute the command again.

DIA-28367: wallet does not exist

Cause: The Oracle wallet has not been created or the wallet location parameters in sqlnet.ora specifies an invalid wallet path.

Action: Verify that the WALLET_LOCATION or the ENCRYPTION_WALLET_LOCATION parameter is correct and that a valid wallet exists in the path specified.

DIA-28368: cannot auto-create wallet

Cause: The database failed to auto create an Oracle wallet. The Oracle process may not have proper file permissions or a wallet may already exist.

Action: Confirm that proper directory permissions are granted to the Oracle user and that neither an encrypted or obfuscated wallet exists in the specified wallet location and try again.

DIA-28369: cannot add files to encryption-ready tablespace when offline

Cause: You attempted to add files to an encryption-ready tablespace when all the files in the tablespace were offline.

Action: Bring the tablespace online and try again

DIA-28370: ENCRYPT, DECRYPT or REKEY option not allowed

Cause: An attempt was made to specify the ENCRYPT, DECRYPT or REKEY option on an unsupported tablespace.

Action: Remove this option and retry the statement.

DIA-28371: ENCRYPTION clause or ENCRYPT option not allowed

Cause: An attempt was made to specify the ENCRYPTION clause or ENCRYPT option for system and undo tablespaces.

Action: Remove one or both of these options and retry the statement.

DIA-28372: missing ENCRYPT option for encrypted tablespace

Cause: An attempt was made to specify the ENCRYPTION property for the CREATE TABLESPACE statement without specifying the ENCRYPT option to encrypt the tablespace.

Action: Add the ENCRYPT option and retry the statement.

DIA-28373: missing or out of order ENCRYPTION clause

Cause: An attempt was made to specify the ENCRYPT or DECRYPT option in the CREATE TABLESPACE statement or to specify the ENCRYPT or REKEY option in the ALTER TABLESPACE statement without first specifying the ENCRYPTION property for the tablespace.

Action: Add the ENCRYPTION clause or correct the syntax, and retry the statement.

DIA-28374: typed master key not found in wallet

Cause: You attempted to access encrypted tablespace or redo logs with a typed master key not existing in the wallet.

Action: Copy the correct Oracle Wallet from the instance where the tablespace was created.

DIA-28375: cannot perform cross-endianism conversion on encrypted tablespace

Cause: You attempted to perform cross-endianism conversion on encrypted tablespace.

Action: Cross-endianism conversion on encrypted tablespace is not supported.

DIA-28376: cannot find PKCS11 library

Cause: The HSM vendor's library cannot be found.

Action: Place the HSM vendor's library in the following directory structure: For Unix like system: /opt/oracle/extapi/[32,64]/hsm/{VENDOR}/{VERSION}/libapiname.ext For Windows systems: %SYSTEM_DRIVE%\oracle\extapi\ [32,64]\hsm\{VENDOR}\{VERSION}\libapin//ame.ext [32, 64] - refers to 32bit or 64bit binary. {VENDOR} - The name of the vendor supplying the library. {VERSION} - Version of the library, preferably in num#.num#.num# for // mat.

DIA-28377: No need to migrate from wallet to HSM

Cause: There are either no encrypted columns or all column keys are already encrypted with the HSM master key.

Action: No action required.

DIA-28378: Wallet not open after setting the Master Key

Cause: The Master Key has been set or reset. However, wallet could not be reopened successfully.

Action: Reopen the wallet.

DIA-28379: a different integrity algorithm has been chosen for the table

Cause: Encrypted columns were associated with a different algorithm.

Action: You do not need to specify an algorithm, or specify the same one for the existing encrypted columns.

DIA-28382: Global wallet operation in RAC failed

Cause: Wallet operation in RAC failed.

Action: Check V\$WALLET_ENCRYPTION table to verify if the wallet operation succeeded on any instance. Retry the operation.

DIA-28383: cannot do a PKI certificate-based Master Key migration

Cause: A PKI certificate-based Master Key migration was not allowed.

Action: Execute a symmetric Master Key migration.

DIA-28384: cannot perform Tablespace Encryption

Cause: Tablespace Encryption was attempted when PKI certificate-based Master Key was in use.

Action: Perform a symmetric Master Key Rekey.

DIA-28385: cannot perform a PKI certificate-based migration

Cause: A PKI certificate-based migration to HSM was attempted.

Action: Perform a symmetric Master Key migration.

DIA-28386: cannot perform a PKI certificate-based Master Key Rekey

Cause: A PKI certificate-based Master Key Rekey was attempted when Tablespace Encryption or HSM was in use.

Action: Perform a symmetric Master Key Rekey or disable Tablespace Encryption for all tablespaces.

DIA-28387: Could not acquire an enqueue for wallet operation in Oracle RAC

Cause: Enqueue to block TDE operations in Oracle RAC database could not be obtained.

Action: Retry the wallet operation.

DIA-28388: database is not open in read/write mode

Cause: Database was not open in read/write mode and could not perform these wallet operations.

Action: Open the database in read/write mode and retry this command.

DIA-28389: cannot close auto login wallet

Cause: Auto login wallet could not be closed because it was opened with another wallet or HSM requiring a password.

Action: Close the wallet or HSM with a password.

DIA-28390: auto login wallet not open but encryption wallet may be open

Cause: Auto login wallet was not open. But, the encryption wallet may still be open and subsequent TDE operations might succeed.

Action: If auto login wallet is closed but TDE operations succeed, check the status of the encryption wallet and close that if required.

DIA-28391: cannot close wallet or HSM, password mismatch

Cause: Password provided did not match the password of the open wallet or HSM.

Action: Provide the correct password for wallet or HSM to close the wallet or HSM.

DIA-28392: invalid close wallet syntax

Cause: The command to close the wallet contained improper spelling or syntax.

Action: If attempting to close the wallet, verify the spelling and syntax and execute the command again.

DIA-28393: password required to close the wallet

Cause: A password was not provided when executing the close wallet command.

Action: Retry the command with a valid password.

DIA-28394: decryption of data of length *string* failed

Cause: Decryption of data failed. Error may be due to plain text data in an external file being submitted for decryption, data encrypted with a different key or a utility being submitted for decryption, or TDE encrypted data in data files being corrupted.

Action: Verify that the correct external file is being specified or contact Oracle Support Services.

DIA-28395: could not write the new master key to the wallet

Cause: An attempt was made to write the new master key to the wallet. The wallet or the parent directory may not have the proper file permissions to write the master key in the wallet.

Action: Check the password-based wallet, auto login wallet, the parent directory permissions and disk space availability on the file system. Make sure that the Oracle processes have read/write permissions on the password-based and auto login wallets. Retry the command.

DIA-28396: rekey of enc\$ dictionary table failed

Cause: One or more master keys required for the rekey operation could not be found in the wallet. Either incorrect master key identifiers were inserted into the enc\$ dictionary table or the wallet containing the referenced master keys were improperly modified or deleted.

Action: Restore the most recent copy of the wallet and try again.

DIA-28397: cannot bring file *string* online since it has a passphrase-wrapped key

Cause: The encrypted tablespace file was rewrapped using passphrase through the DBMS_TTS.PASSPHRASE_REWRAP_KEY procedure. Therefore it cannot be part of the database until it is converted by RMAN.

Action: Do not attempt to bring files with passphrase-wrapped keys online.

DIA-28398: cannot rewrap encryption key for this file

Cause: Cannot rewrap encryption key for this file because it was not from an encrypted tablespace, or it had already been rewrapped.

Action: Verify that the file is a copy of a file from an encrypted tablespace.

DIA-28403: file *string* cannot be modified because it is an online data file

Cause: An attempt was made to modify an online data file when the file was not expected to be part of the database.

Action: Check the status of the file and its tablespace and make sure it is offline or is a copy of a data file

DIA-28404: role cannot be altered

Cause: An attempt was made to alter the role to become a global, external, password protected, or secure application role. The role could not be altered because it was already granted to one or more other roles or program units.

Action: Use REVOKE to revoke the role from other roles first.

DIA-28405: cannot grant secure role to a role

Cause: Role granted was a password protected or secure application role. This role can only be granted directly to a user.

Action: Grant the role directly to a user.

DIA-28407: Hardware Security Module failed with PKCS#11 error *string(string)*

Cause: The Hardware Security Module (HSM) connection may have been lost or another internal HSM error was reached.

Action: Check the error. For more information on the error, check the trace files and try the following: 1) Retry the command. If the error repeats, go to step 2. 2) Verify that the HSM is configured correctly and connected. Retry the command. If the error repeats, go to step 3. 3) Ask your Security Officer to close and open the security module. Retry the command. If the error repeats, go to step 4. 4) Bounce the database if possible. Retry the command. If the error repeats, contact Oracle Support Services or your HSM vendor's support.

DIA-28408: encryption using passphrase failed

Cause: Encryption with the passphrase failed which was likely due to an invalid or missing passphrase or due to an internal error.

Action: Verify that the passphrase is provided and try the operation again. If the problem persists contact Oracle Support Services.

DIA-28409: decryption using passphrase failed

Cause: Decryption with the passphrase failed which was likely due to an invalid or missing passphrase or due to an internal error.

Action: Verify that the passphrase is provided and try the operation again. If the problem persists contact Oracle Support Services.

DIA-28410: No need to migrate from HSM to wallet.

Cause: There were either no encrypted columns or all column keys were already encrypted with the wallet master key.

Action: No action required.

DIA-28411: auto login wallet cannot be open during migration

Cause: Auto login wallet could not be opened during migration.

Action: Close the auto login wallet and try the migration again.

DIA-28412: cannot determine the database migration status

Cause: The migration status of the database could not be determined.

Action: Verify if the migration status is correct in props\$ and, if not, correct it. Shutdown and startup the database.

DIA-28414: specified keys are in HSM

Cause: Master key rekey or activation failed because the keys were in Hardware Security Module(HSM) but the configuration indicated that the keys were in wallet.

Action: Correct the sqlnet.ora configuration to HSM or migrate to wallet.

DIA-28415: specified keys are in wallet

Cause: Master key rekey or activation failed because the keys were in wallet but the configuration indicated that the keys were in Hardware Security Module(HSM).

Action: Correct the sqlnet.ora file configuration to wallet or migrate to HSM.

DIA-28416: specify the correct keystore in the sqlnet.ora file

Cause: The keystore specified in the sqlnet.ora file was incorrect.

Action: When migrating to HSM, the keystore specified in sqlnet.ora file should be HSM and similarly when migrating to wallet, the keystore specified in sqlnet.ora should be wallet. Check if the sqlnet.ora file configuration is correct and, if not, correct it.

DIA-28417: password-based keystore is not open

Cause: Password-based keystore was not opened.

Action: Close the auto login keystore, if required, and open a password-based keystore.

DIA-28418: password-based HSM is not open

Cause: Password-based HSM was not opened.

Action: Close the auto login keystore, if required, and open a password-based HSM.

DIA-28419: migration from wallet to Hardware Security Module (HSM) failed

Cause: The TDE_MASTER_KEY_ID entry did not exist in props\$ table. A subsequent attempt to add TDE_MASTER_KEY_ID entry into props\$ failed.

Action: Verify why the TDE_MASTER_KEY_ID entry was deleted from the props\$ table. Retry the command.

DIA-28420: cannot open resetlogs from a restore point prior to wallet creation

Cause: The open resetlogs, open read-only, or standby activation operation failed because the restore point is prior to the wallet creation, and the data file does not contain the database key information as stored in the control file.

Action: Restore to a restore point after the wallet creation, or rebuild the control file with existing data files.

DIA-28421: cannot FINISH a tablespace encrypt, decrypt or rekey command which has not started

Cause: The ALTER TABLESPACE FINISH [ENCRYPT | DECRYPT | REKEY] command did not find a failed attempt for tablespace encrypt, decrypt or rekey.

Action: Check if tablespace already has a desired key version and reissue the command without FINISH keyword if necessary.

DIA-28422: operation disallowed: concurrent master key rekey

Cause: Concurrent master key rekey was detected.

Action: Wait for the master key rekey operation to complete and retry the command.

DIA-28423: current operation disallowed: *string* tablespace is being encrypted, decrypted, or rekeyed

Cause: The specified tablespace was being concurrently encrypted, decrypted, or rekeyed.

Action: Wait for the concurrent operation to complete and retry the command.

DIA-28424: ENCRYPT, DECRYPT or REKEY option already specified

Cause: In the CREATE or ALTER TABLESPACE statement, the ENCRYPT, DECRYPT or REKEY option was specified more than once.

Action: Remove all but one of the ENCRYPT, DECRYPT or REKEY options.

DIA-28425: missing a valid FILE_NAME_CONVERT clause

Cause: A valid FILE_NAME_CONVERT clause was not specified with the ALTER TABLESPACE [ENCRYPT | DECRYPT | REKEY] statement. The FILE_NAME_CONVERT clause is required unless Oracle Managed Files are being used.

Action: Specify a valid FILE_NAME_CONVERT clause and retry the command.

DIA-28426: must FINISH a tablespace encrypt, decrypt or rekey command first

Cause: The ALTER TABLESPACE [ENCRYPT | DECRYPT | REKEY] command found a previously failed attempt for tablespace encrypt, decrypt or rekey.

Action: Issue the ALTER TABLESPACE FINISH [ENCRYPT | DECRYPT | REKEY] command to complete the attempt for tablespace encrypt, decrypt or rekey.

DIA-28427: cannot create, import or restore unencrypted tablespace: *string* in Oracle Cloud

Cause: User tablespaces were not encrypted. Oracle Cloud mandates all user tablespaces must be encrypted.

Action: Create, import or restore an encrypted tablespace instead.

DIA-28428: cannot encrypt or decrypt a data file in mount mode when the database is open elsewhere

Cause: An attempt was made to encrypt or decrypt a data file in mount mode when the database was already opened by another Oracle RAC instance.

Action: Ensure that the database is not open anywhere and retry the command.

DIA-28429: cannot encrypt or decrypt a data file on standby when it is open read-only

Cause: An attempt was made to encrypt or decrypt a data file on a standby database when it was already opened in read-only mode.

Action: Restart the standby instance in mount mode and retry the command.

DIA-28430: cannot encrypt or decrypt a data file for online tablespace *string*

Cause: An attempt was made to encrypt or decrypt a data file for an online tablespace.

Action: Bring the tablespace offline and retry the command.

DIA-28431: cannot encrypt an already encrypted data file *string*

Cause: An attempt was made to encrypt a data file that was already encrypted in an encrypted tablespace.

Action: Check if the data file belongs to an encrypted tablespace.

DIA-28432: cannot encrypt data file *string* in seed pluggable database

Cause: An attempt was made to encrypt a data file that was part of a seed pluggable database, which is not allowed.

Action: Check if the data file belongs to a seed pluggable database.

DIA-28433: mismatched encryption property between data file *string* and tablespace *string*

Cause: Either an unencrypted data file in an encrypted tablespace or an encrypted data file in an unencrypted tablespace was found. When bringing a tablespace online or opening the database, all data files in an encrypted tablespace must be encrypted, and all data files in an unencrypted tablespace must be unencrypted.

Action: Encrypt all of the data files in the tablespace before resuming the operation.

DIA-28434: cannot decrypt an unencrypted data file *string*

Cause: An attempt was made to decrypt a data file that was unencrypted.

Action: Check if the data file belongs to an encrypted tablespace.

DIA-28435: cannot decrypt data file *string* which is not encrypted with the database key

Cause: An attempt was made to decrypt a data file that was not encrypted with the database key. Only data files encrypted with the ALTER DATABASE DATAFILE ENCRYPT or ALTER TABLESPACE ENCRYPTION OFFLINE ENCRYPT statement are encrypted with the database key.

Action: Check if the data file belongs to an encrypted tablespace with a different key from the database key in the V\$DATABASE_KEY_INFO view, or use the ALTER TABLESPACE ENCRYPTION ONLINE DECRYPT statement instead.

DIA-28436: cannot encrypt data file *string* in SYSTEM or SYSAUX tablespace

Cause: An attempt was made to encrypt a data file that was a part of the SYSTEM or SYSAUX tablespace, which is not allowed in compatibility lower than 12.2.

Action: Check if the data file belongs to SYSTEM or SYSAUX tablespace, or change the database compatibility to 12.2 or later.

DIA-28437: unexpected FILE_NAME_CONVERT clause with Oracle Managed Files

Cause: A FILE_NAME_CONVERT clause was specified with the ALTER TABLESPACE [ENCRYPT | DECRYPT | REKEY] statement, which is not allowed when the database is using Oracle Managed Files.

Action: Remove the FILE_NAME_CONVERT clause and retry the command.

DIA-28438: ALTER TABLESPACE *string* ENCRYPTION *stringstring* operation not complete

Cause: The ALTER TABLESPACE [ENCRYPT | DECRYPT | REKEY] command started but could not complete for all the data files of this tablespace.

Action: Check if all the data files are online and if the specified FILE_NAME_CONVERT clause covers all the data files of this tablespace, and retry the command with FINISH keyword.

DIA-28439: cannot close wallet when SYSTEM, SYSAUX, UNDO, or TEMP tablespaces are encrypted

Cause: An attempt was made to close the wallet for a database with an encrypted SYSTEM, SYSAUX, UNDO, or TEMP tablespace.

Action: Decrypt the tablespace and retry the command.

DIA-28440: cannot offline encrypt or decrypt data file *string* - file is in use or recovery

Cause: An attempt was made to offline encrypt or decrypt a data file that was online in an open instance, being encrypted or decrypted by another session, or was being recovered.

Action: Ensure that the tablespace is offline and no other encrypt or decrypt operation is performed on this data file, and end all recovery sessions.

DIA-28441: RMAN clone instance cannot open wallet

Cause: The RMAN clone instance failed to open the auto login wallet in an operation such as a pluggable database (PDB) or tablespace point-in-time recovery because the auto login wallet was incorrectly configured, or did not exist.

Action: Check and correct the auto-login wallet configuration or create an auto-login wallet from the password wallet, and retry the operation.

DIA-28442: Rekey of the TDE master encryption key is not permitted when the database is in restricted mode.

Cause: An attempt was made to rekey the Transparent Data Encryption (TDE) master encryption key when the database was in restricted mode.

Action: Open the database in read-write mode and retry the command.

DIA-28500: connection from ORACLE to a non-Oracle system returned this message:

Cause: The cause is explained in the forwarded message.

Action: See the non-Oracle system's documentation of the forwarded message.

DIA-28501: communication error on heterogeneous database link

Cause: An unexpected communication failure occurred on a heterogeneous database link to a non-Oracle system. The message above will be followed by a second message generated by the connected non-Oracle system.

Action: See the documentation for the non-Oracle system for an explanation of the second error message.

DIA-28502: internal communication error on heterogeneous database link

Cause: A communication error internal to ORACLE's heterogeneous services has occurred.

Action: Contact Oracle customer support.

DIA-28503: bind value cannot be translated into SQL text for non-Oracle system

Cause: A SQL statement used bind variables on a Heterogenous Services database link to a non-Oracle system, but the non-Oracle system does not support bind variables.

Action: Change your SQL statement so that it does not use bind variables.

DIA-28504: ROWID not found in ROWID cache for heterogeneous database link

Cause: The ROWID cache for Heterogeneous Services held no entry that corresponds to the specified ROWID. The ROWID entry may have been overwritten in the ROWID cache.

Action: Enlarge the Heterogeneous Services ROWID cache size by increasing the value of the Heterogenous Services initialization parameter `HS_ROWID_CACHE_SIZE`.

DIA-28505: cannot get non-Oracle system capabilities from *string*

Cause: ORACLE was unable to retrieve capability information for the non-Oracle system connected through a heterogeneous database link. This capability information should be stored in data dictionary tables viewable with the HS_CLASS_CAPS or HS_INST_CAPS data dictionary views.

Action: Contact the DBA to check the server data dictionary table named in the error message. If table contents are incorrect, the DBA should restore all data dictionary content for this FDS_CLASS_NAME and/or FDS_INST_NAME. It usually is sufficient to delete all current data dictionary content for this class and/or instance and initiate a new connection to let the connected agent upload new data dictionary content to the server.

DIA-28506: parse error in data dictionary translation for *string* stored in *string*

Cause: A reference to an ORACLE data dictionary table or view name on a heterogeneous database link to a non-Oracle system could not be translated. The ORACLE data dictionary tables shown with view HS_CLASS_DD contain invalid SQL for the data dictionary translation.

Action: Contact customer support of the agent vendor.

DIA-28507: error in data dictionary view *string*

Cause: The initialization parameter table for the Heterogeneous Services was not available, or its structure (number of columns or column types) was incorrect.

Action: Verify correct installation of the following Heterogeneous Services' initialization parameter views: HS_CLASS_INIT and HS_INST_INIT. If these views are not available, make sure you ran the script CATHS.SQL in the \$ORACLE_HOME/rdbms/admin directory.

DIA-28508: invalid value *string* for Heterogeneous Services initialization parameter *string*

Cause: The specified Heterogeneous Services initialization parameter had an invalid value when attempting to connect to a non-Oracle system.

Action: Check the Heterogeneous Services and agent documentation to determine acceptable values

DIA-28509: unable to establish a connection to non-Oracle system

Cause: Initialization of a database link to a non-Oracle system failed to connect to the Heterogeneous Services agent process for this non-Oracle system.

Action: Check the Net8 service name definition in the following places: -- the USING clause of the CREATE DATABASE LINK statement -- the TNSNAMES.ORA file -- the Oracle Names Server The following are possible reasons for name mismatches: -- The USING clause in the CREATE DATABASE LINK statement has to match the service name defined in the TNSNAMES.ORA file or in the Oracle Names Server. -- The protocol-specific information in the service name definition must match the protocol-specific definition of the responding listener. -- The SID=*name* in the service name definition (in the TNSNAMES.ORA file or in Oracle Names Server) must match the value in the LISTENER.ORA file for the responding listener.

DIA-28510: heterogeneous database link initialization failed

Cause: Initialization of a heterogeneous database link to a non-Oracle system failed due to an error identified by the agent for this non-Oracle system.

Action: Make sure the non-Oracle system is up and running and that all of the environment and initialization values for the agent are set correctly.

DIA-28511: lost RPC connection to heterogeneous remote agent using SID=*string*

Cause: A fatal error occurred in one of the following places: -- the connection between the ORACLE server and the agent -- the heterogeneous services remote agent itself -- the connection to the non-Oracle system This error occurred after communication had been established successfully.

Action: Check for network problems and remote host crashes. The problem is probably in the agent software. If so, contact a customer support representative of the agent vendor.

DIA-28512: cannot get data dictionary translations from *string*

Cause: ORACLE was unable to retrieve data dictionary translation information for the non-Oracle system connected through a heterogeneous database link. This data dictionary translation information should be stored in data dictionary tables viewable with the HS_CLASS_DD or HS_INST_DD data dictionary views.

Action: Ask your DBA to check the server data dictionary table named in the error message. If table contents are incorrect, the DBA should restore all data dictionary content for this FDS_CLASS_NAME and/or FDS_INST_NAME. It usually is sufficient to delete all current data dictionary content for this class and/or instance and initiate a new connection to let the connected agent upload new data dictionary content to the server.

DIA-28513: internal error in heterogeneous remote agent

Cause: An internal error has occurred in the Oracle remote agent supporting a heterogeneous database link.

Action: Make a note of how the error was produced and contact the customer support representative of the agent vendor.

DIA-28514: heterogeneous database link initialization could not convert system date

Cause: The system date was not retrievable.

Action: Verify that the ORACLE server's host machine and operating system are operational. This error should not occur unless low level system functions are failing.

DIA-28515: cannot get external object definitions from *string*

Cause: ORACLE was unable to retrieve definitions of distributed external procedures or remote libraries registered for the non-Oracle system instance, probably because the underlying data dictionary table does not exist or is malformed.

Action: Verify that the ORACLE server's Heterogeneous Services data dictionary was installed correctly. If the Heterogeneous Services data dictionary is not installed, execute the CATHS.SQL script in the \$ORACLE_HOME/rdbms/admin directory.

DIA-28518: data dictionary translation has illegal translation type

Cause: A data dictionary translation definition, either in the ORACLE server data dictionary or in data dictionary content uploaded from a Heterogeneous Services agent, specified an illegal translation type code. Legal values are 'T' or 't' for 'translate', 'M' or 'm' for 'mimic'. Information on the exact data dictionary translation causing the error is written to a trace (*.TRC) file for the ORACLE instance and to the ORACLE instance's alert log. This error occurs when a Heterogeneous Services agent uploads data dictionary content to an ORACLE server on the first connection from the server to the agent.

Action: Contact the customer support of the agent vendor.

DIA-28519: no heterogeneous data dictionary translations available

Cause: The ORACLE server's data dictionary did not define data dictionary translations for the connected non-Oracle system, and automatic self-registration (data dictionary upload) was disabled.

Action: Ask a DBA to resolve this problem. The easiest solution is to enable automatic self-registration by setting the ORACLE server's HS_AUTO_REGISTER initialization parameter to TRUE. An alternative is to load the Heterogeneous Services data dictionary with information specific for the non-Oracle system by executing a SQL script supplied by the agent vendor. If the script is run and the error persists, contact the customer support representative of the agent vendor.

DIA-28520: error initializing heterogeneous data dictionary translations

Cause: ORACLE was unable to retrieve data dictionary translations for the non-Oracle system instance, probably because the underlying data dictionary table does not exist or is formed incorrectly.

Action: Verify that the ORACLE server's Heterogeneous Services data dictionary was installed correctly. If the Heterogeneous Services data dictionary is not installed, execute the CATHS.SQL script in the \$ORACLE_HOME/rdbms/admin directory. If the connected agent, identified by FDS_CLASS_NAME, requires a custom installation script for the ORACLE server, verify that the script has been run. If both scripts were executed and the error persists, contact the customer support representative of the agent vendor.

DIA-28521: no heterogeneous capability information available

Cause: The ORACLE server's data dictionary did not contain capability definitions for the connected non-Oracle system, and automatic self-registration (data dictionary upload) was disabled.

Action: Ask a DBA to resolve this problem. The easiest resolution is to enable automatic self-registration by setting the ORACLE server's HS_AUTO_REGISTER initialization parameter to TRUE. An alternative is to load the Heterogeneous Services data dictionary with information specific for the non-Oracle system by executing a SQL script supplied by the agent vendor. If the script is run and the error persists, contact the customer support representative of the agent vendor.

DIA-28522: error initializing heterogeneous capabilities

Cause: ORACLE was unable to retrieve capability definitions for the non-Oracle system instance, probably because the underlying data dictionary table does not exist or is formed incorrectly.

Action: Verify that the ORACLE server's Heterogeneous Services data dictionary was installed correctly. If the Heterogeneous Services data dictionary is not installed, execute the CATHS.SQL script in the \$ORACLE_HOME/rdbms/admin directory. If the connected agent, identified by FDS_CLASS_NAME, requires a custom installation script for the ORACLE server, verify that the script has been run. If both scripts were executed and the error persists, contact the customer support representative of the agent vendor.

DIA-28523: ORACLE and heterogeneous agent are incompatible versions

Cause: An operation on a database link attempted to connect to a non-Oracle system, but the ORACLE instance and the agent process for the non-Oracle system are incompatible.

Action: Ask your DBA to confirm configuration of both the ORACLE instance and the agent. Additional information on the version incompatibility is logged in trace

(*TRC) files, the ORACLE instance and the agent, and in the ORACLE instance's alert log. Check the documentation for your agent to find out which releases of the Oracle Server are supported.

DIA-28525: unable to create Heterogeneous Services error message text

Cause: Incorrect arguments were passed into the error message creation routine.

Action: Contact Oracle customer support.

DIA-28526: invalid describe information returned to Heterogeneous Services

Cause: The Heterogeneous Services received invalid describe information for a select list, bind list, or stored procedure from the Heterogeneous Services agent. This indicates a problem with the Heterogeneous Services' non-Oracle system agent.

Action: Contact customer support of the agent vendor.

DIA-28527: Heterogeneous Services datatype mapping error

Cause: Either an Oracle datatype could not be mapped to a non-Oracle datatype, or a non-Oracle datatype could not be mapped to an Oracle datatype. These mappings are defined as capability definitions in the ORACLE server's data dictionary.

Action: Verify that the ORACLE server's data dictionary has been initialized with correct capability definitions for the connected FDS_CLASS_NAME and FDS_INST_NAME. If table contents are incorrect, a DBA should restore all data dictionary content for this FDS_CLASS_NAME and/or FDS_INST_NAME. It usually is sufficient to delete all current data dictionary content for this class and/or instance and initiate a new connection to let the connected agent upload new data dictionary content to the server. If the error persists contact the customer support representative of the agent vendor.

DIA-28528: Heterogeneous Services datatype conversion error

Cause: Either an Oracle datatype could not be converted to a non-Oracle datatype, or a non-Oracle datatype could not be converted to an Oracle datatype. The following are possible reasons for the conversion failure: -- overflow problems (in the case of numbers) -- length limitations (in the case of character strings) -- invalid values passed into the conversion routines

Action: Contact customer support of the agent vendor. If the problem is due to size discrepancies between Oracle and the non-Oracle system, it may not be possible to convert the value.

DIA-28529: invalid or missing parameter in Net8 service name definition

Cause: There was an invalid or missing Heterogeneous Services parameter in the Net8 service name definition stored in either the TNSNAMES.ORA file or in the Oracle Names Server.

Action: Ask your DBA to make sure the information in the Net8 service definition is correct and complete. The correct information that should be included in the Net8 service definition can be found in the agent's documentation.

DIA-28530: Heterogeneous Services initialization error in NLS language ID

Cause: Heterogeneous Services was unable to initialize an NLS language ID. Both the ORACLE server and the Heterogeneous Services agent for the connected non-Oracle system must have language IDs.

Action: Contact Oracle customer support.

DIA-28533: Heterogeneous Services coercion handling error

Cause: The Heterogeneous Services encountered an error in coercion handling. The HS can, if the agent vendor so chooses, perform extra processing on SQL statements that contain implicit coercions or that contain coercion functions such as TO_CHAR, TO_NUMBER or TO_DATE. This functionality is controlled by coercion-related capabilities. HS logic reports this error when it encounters an error in one of these capability definitions.

Action: The capability table settings are controlled by the agent vendor and can be modified by the DBA. Contact your DBA and agent vendor and get the correct set of capabilities installed.

DIA-28534: Heterogeneous Services preprocessing error

Cause: One of the things that the Heterogeneous Services can do is to preprocess parts of SQL statements that contain implicit coercions or calls to explicit coercion functions like TO_CHAR TO_NUMBER or TO_DATE. For example, it could convert a call to TO_DATE to a bind variable, pre-evaluate the TO_DATE function call and pass the resulting value to the non-Oracle system as the bind value. This behavior is controlled by some coercion related capabilities. If the capabilities are set incorrectly, the HS could encounter errors when it attempts to do the preprocessing. If it does then this error will be signaled.

Action: The capability table settings are controlled by the agent vendor and can be modified by the DBA. Contact your DBA and agent vendor and get the correct set of capabilities installed.

DIA-28535: invalid Heterogeneous Services context

Cause: A Heterogeneous Services agent's driver module called an HS service routine with an invalid HS context value. This probably is a logic error in the driver.

Action: Contact Oracle customer support or your agent vendor.

DIA-28536: error in processing Heterogeneous Services initialization parameters

Cause: An error described by a subsequent error message prevented successful processing of Heterogeneous Services initialization parameters from the ORACLE server data dictionary.

Action: Check server data dictionary views HS_CLASS_INIT, HS_INST_INIT, and HS_ALL_INITS. Look for conditions which could produce the error identified in the error message immediately following this one.

DIA-28537: no more result sets

Cause: This error code was used internally within Oracle Database Gateway and Heterogeneous Services code and should not be reported to a client program.

Action: Contact Oracle customer support.

DIA-28538: result set not found

Cause: The client program tried fetching from a result set that is not open anymore. Many gateways will, on execution of a stored procedure, automatically close all result sets that were returned by any previously executed stored procedure.

Action: Check the documentation for the gateway that you are using and see if it will automatically close currently open result sets each time a stored procedure is executed. Then check if your client program is doing anything that violates this rule. If it is, fix your program. If it is not then contact Oracle customer support.

DIA-28539: gateway does not support result sets

Cause: The client program tried executing a stored procedure that returns one or more result sets through a gateway that does not have result set support.

Action: Check the documentation for the gateway that you are using and see if it supports result sets returned from stored procedures. If it does not, then the only way of accessing such stored procedures is to upgrade to a version of the gateway that does support result sets (if such a version exists). If the gateway does have result set support and you are still seeing this error then contact Oracle customer support.

DIA-28540: internal result set error

Cause: A protocol error internal to Heterogeneous Services or Oracle Database Gateway code has occurred.

Action: Contact Oracle customer support.

DIA-28541: Error in HS init file on line *number*.\n

Cause: A syntax error occurred in the gateway initialization file.

Action: Check gateway init file to correct the syntax error. For further information, check the error message in the gateway trace file.

DIA-28542: Error in reading HS init file \n

Cause: Reading the gateway init file generated an error.

Action: Check the gateway initialization file name to see that the gateway initialization file actually exists. Check the ifile parameter to see that it points to the correct location.

DIA-28543: Error initializing apply connection to non-Oracle system

Cause: Attempt to initialize connection to non-Oracle for heterogeneous replication failed.

Action: Check if the listener used to connect to the gateway is up and is correctly configured. Make sure that the database link used has been configured correctly and, if a tnsnames alias has been used in the database link definition, make sure that the configuration of the entry in tnsnames.ora has been done correctly.

DIA-28544: connect to agent failed, probable Net8 administration error

Cause: Net8 reported a failure to make a RSLV connection or a protocol mode error when the Oracle server attempted to establish communication with a Heterogeneous Services agent or an external procedure agent. This usually is due to an administration error in setting up Net8 service definitions in TNSNAMES.ORA or LISTENER.ORA: A basic network connection is opened, but it connects to a program which does not use the appropriate protocol. This often is a sign that the connection goes to the wrong program.

Action: Check Net8 administration in the following ways: -- When using TNSNAMES.ORA or an Oracle Names server, make sure that the connection from the ORACLE server uses the correct service name or SID. -- Check LISTENER.ORA on the agent's host machine to assure that the service name or SID refers to the correct agent executable in its (PROGRAM=...) clause. -- Confirm in TNSNAMES.ORA or the equivalent service definition that service 'extproc_connection_data' does NOT contain (HS=), or that the service definition used by a Heterogeneous Services database link DOES contain (HS=).

DIA-28545: error diagnosed by Net8 when connecting to an agent

Cause: An attempt to call an external procedure or to issue SQL to a non-Oracle system on a Heterogeneous Services database link failed at connection initialization. The error diagnosed by Net8 NCR software is reported separately.

Action: Refer to the Net8 NCRO error message. If this isn't clear, check connection administrative setup in tnsnames.ora and listener.ora for the service associated with the Heterogeneous Services database link being used, or with 'extproc_connection_data' for an external procedure call.

DIA-28546: connection initialization failed, probable Net8 admin error

Cause: A failure occurred during initialization of a network connection from the Oracle server to a second process: The connection was completed but a disconnect occurred while trying to perform protocol-specific initialization, usually due to use of different network protocols by opposite sides of the connection. This usually is caused by incorrect Net8 administrative setup for database links or external procedure calls. The most frequent specific causes are: -- Database link setup for an Oracle-to-Oracle connection instead connects to a Heterogeneous Services agent or an external procedure agent. -- Database link setup for a Heterogeneous Services connection instead connects directly to an Oracle server. -- The extproc_connection_data definition in tnsnames.ora connects to an Oracle instance instead of an external procedure agent. -- Connect data for a Heterogeneous Services database link, usually defined in tnsnames.ora, does not specify (HS=). -- Connect data for an Oracle-to-Oracle database link, usually defined in tnsnames.ora, specifies (HS=).

Action: Check Net8 administration in the following ways: -- When using TNSNAMES.ORA or an Oracle Names server, make sure that the connection from the ORACLE server uses the correct service name or SID. -- Check LISTENER.ORA on the connection end point's host machine to assure that this service name or SID connects to the correct program. -- Confirm in TNSNAMES.ORA or the equivalent service definition that service 'extproc_connection_data' does NOT contain (HS=), or that the service definition used by a Heterogeneous Services database link DOES contain (HS=).

DIA-28547: connection to server failed, probable Oracle Net admin error

Cause: A failure occurred during initialization of a network connection from a client process to the Oracle server. The connection was completed but a disconnect occurred while trying to perform protocol-specific initialization, usually due to use of different network protocols by opposite sides of the connection. This usually is caused by incorrect Oracle Net administrative setup for database links or external procedure calls. The most frequent specific causes are: -- The connection uses a connect string which refers to a Heterogeneous Services agent instead of an Oracle server. -- The connection uses a connect string which includes an (HS=) specification. -- Hitting Ctrl +C before connection initialization is complete. -- Using DRCP on Windows with SQLNET.AUTHENTICATION_SERVICES set to NTS. -- Connection timeout due to SQLNET.INBOUND_CONNECT_TIMEOUT parameter when all shared servers are busy in shared server configuration.

Action: Check Oracle Net administration in the following ways: -- When using TNSNAMES.ORA or an Oracle Names server, make sure that the client connection to the Oracle server uses the correct service name or SID. -- Check LISTENER.ORA on the connection end point's host machine to assure that this service name or SID refers to the correct server. -- Confirm in TNSNAMES.ORA or the equivalent service definition that the connect string does not contain (HS=). -- Set SQLNET.AUTHENTICATION_SERVICES to NONE when using DRCP on Windows.

DIA-28550: pass-through SQL: cursor not found

Cause: A value passed to a pass-through SQL function or procedure call as a cursor does not identify a currently open cursor.

Action: Use a cursor number returned by the pass-through SQL OPEN_CURSOR call.

DIA-28551: pass-through SQL: SQL parse error

Cause: A non-Oracle system rejected text supplied as a pass-through SQL statement.

Action: Ensure that the SQL supplied to the pass-through SQL PARSE call is legal for the non-Oracle system.

DIA-28552: pass-through SQL: call flow error

Cause: A pass-through SQL function was called in an invalid order.

Action: Correct program flow by changing the order of API calls to match the flow described in the manual.

DIA-28553: pass-through SQL: invalid bind-variable position

Cause: A pass-through SQL function referring to the position of a bind variable in the currently-parsed SQL statement supplied an invalid bind-variable position. Valid values are 1 through n, where n is the number of bind-variable place-holders in the SQL text.

Action: Verify that the bind-variable position parameter is in the correct range to represent a place-holder in the SQL text. Confirm that the SQL text uses the correct syntax for a bind-variable place-holder, as required by the non-Oracle system.

DIA-28554: pass-through SQL: out of cursors

Cause: The maximum number of open cursors has been exceeded.

Action: Close open cursors by using the pass-through SQL CLOSE_CURSOR function.

DIA-28555: pass-through SQL: required parameter missing or NULL

Cause: An attempt was made to pass a NULL value to a non-NULL parameter.

Action: Use a non-NULL value for the parameter.

DIA-28556: authorization insufficient to access table

Cause: A query attempted to access a table in the non-Oracle system that is either privileged or has privileged columns.

Action: Contact the DBA for the non-Oracle system. The DBA can grant permission to access the privileged table or columns.

DIA-28557: unknown *string* for database link to non-Oracle system

Cause: When attempting to connect to a non-Oracle system through a Heterogeneous Services database link, the agent supporting this non-Oracle system failed to return FDS_CLASS_NAME and/or FDS_INST_NAME. ORACLE requires these names to configure the heterogeneous database link.

Action: Contact the DBA to check setup of the connection and the Heterogeneous Services agent.

DIA-28558: HS_FDS_CONNECT_STRING undefined for non-Oracle system

Cause: A database link to a non-Oracle system had no HS_FDS_CONNECT_STRING initialization parameter in the ORACLE server's data dictionary for Heterogeneous Services. Without this parameter, the connection could not be completed.

Action: Contact your DBA to verify correct setup of an HS_FDS_CONNECT_STRING entry in the ORACLE Heterogeneous Services data dictionary.

DIA-28559: FDS_CLASS_NAME is *string*, FDS_INST_NAME is *string*

Cause: An associated error was reported in another message, and this message supplies supplementary information to assist diagnosis of that error.

FDS_CLASS_NAME and FDS_INST_NAME are used to access information in tables and views of the ORACLE data dictionary that direct operation of Heterogeneous Services on a database link to a non-Oracle data store.

Action: Use the FDS_CLASS_NAME and FDS_INST_NAME values to check ORACLE data dictionary contents when necessary to diagnose the cause of the associated error.

DIA-28560: error in configuration of agent process

Cause: An ORACLE server invoked a function not supported by the connected agent (Heterogeneous Services or external procedures). The most probable cause is incorrect Net8 setup, resulting in use of the wrong agent executable.

Action: Check Net8 administration in the following ways: -- When using TNSNAMES.ORA or an Oracle Names server, make sure that the connection from the ORACLE server uses the correct SID. -- Check LISTENER.ORA on the agent's host machine to assure that this SID refers to the correct agent executable in its (PROGRAM=...) clause.

DIA-28561: unable to set date format on non-Oracle system

Cause: Initialization of a Heterogeneous Services connection to set the date format to be used on the connected non-Oracle system.

Action: If the Oracle data dictionary supplies a value for the HS_NLS_DATE_FORMAT parameter, confirm that this value is formatted correctly by the rules of the non-Oracle system. Also check for additional information in log and trace files generated by the Heterogeneous Services agent.

DIA-28562: Heterogeneous Services data truncation error

Cause: A select operation was attempted with an insufficient data buffer to satisfy the request.

Action: Contact your DBA to verify whether your gateway initialization parameter HS_KEEP_REMOTE_COLUMN_SIZE is set appropriately based on your requirement. If it is, make sure the sizes of bind parameters are sufficient. If the problem persists, contact Oracle Support Services.

DIA-28575: unable to open RPC connection to external procedure agent

Cause: Initialization of a network connection to the extproc agent did not succeed. This problem can be caused by network problems, incorrect listener configuration, or incorrect transfer code.

Action: Check listener configuration in LISTENER.ORA and TNSNAMES.ORA, or check Oracle Names Server.

DIA-28576: lost RPC connection to external procedure agent

Cause: A fatal error occurred in either an RPC network connection, the extproc agent, or the invoked 3GL after communication had been established successfully.

Action: First check the 3GL code you are invoking; the most likely cause of this error is abnormal termination of the invoked "C" routine. If this is not the case, check for network problems. Correct the problem if you find it. If all components appear to be

normal but the problem persists, the problem could be an internal logic error in the RPC transfer code. Contact your customer support representative.

DIA-28577: argument *string* of external procedure *string* has unsupported datatype *string*

Cause: While transferring external procedure arguments to the agent, an unsupported datatype was detected.

Action: Check your documentation for the supported datatypes of external procedure arguments.

DIA-28578: protocol error during callback from an external procedure

Cause: An internal protocol error occurred while trying to execute a callback to the Oracle server from the user's 3GL routine.

Action: Contact Oracle customer support.

DIA-28579: network error during callback from external procedure agent

Cause: An internal network error occurred while trying to execute a callback to the Oracle server from the user's 3GL routine.

Action: Contact Oracle customer support.

DIA-28580: recursive external procedures are not supported

Cause: A callback from within a user's 3GL routine resulted in the invocation of another external procedure.

Action: Make sure that the SQL code executed in a callback does not directly call another external procedure, or indirectly results in another external procedure, such as triggers calling external procedures, PL/SQL procedures calling external procedures, etc.

DIA-28581: protocol error while executing recursive external procedure

Cause: An internal protocol error occurred while trying to execute an external procedure resulting from a callback in another external procedure.

Action: Contact Oracle customer support.

DIA-28582: a direct connection to this agent is not allowed

Cause: A user or a tool tried to establish a direct connection to either an external procedure agent or a Heterogeneous Services agent, for example: "SVRMGR> CONNECT SCOTT/TIGER@NETWORK_ALIAS". This type of connection is not allowed.

Action: When executing the CONNECT statement, make sure your database link or network alias is not pointing to a Heterogeneous Option agent or an external procedure agent.

DIA-28583: remote references are not permitted during agent callbacks

Cause: A Heterogeneous Services agent issued a callback to the Oracle server which attempted to access a remote system. This is not supported.

Action: Make sure that SQL code issued by Heterogeneous Services agents does not reference a database link.

DIA-28584: heterogeneous apply internal error

Cause: The apply slave process encountered an error while trying to apply changes through a gateway to a non-Oracle system.

Action: Make sure that the apply database link is correctly configured and that the gateway listener and the non-Oracle system are correctly set up and are up and running. If everything is configured correctly and the problem still occurs, contact Oracle customer support. errors 28590 - 28599 are reserved for the HS agent control utility

DIA-28590: agent control utility: illegal or badly formed command

Cause: The user has issued an unrecognized or syntactically incorrect command.

Action: Refer to documentation and correct the syntax of the command.

DIA-28591: agent control utility: unable to access parameter file

Cause: The agent control utility was unable to access its parameter file. This could be because it could not find its admin directory or because permissions on directory were not correctly set.

Action: The agent control utility puts its parameter file in either the directory pointed to by the environment variable AGTCTL_ADMIN or in the directory pointed to by the environment variable TNS_ADMIN. Make sure that at least one of these environment variables is set and that it points to a directory that the agent has access to.

DIA-28592: agent control utility: agent SID not set

Cause: The agent needs to know the value of the AGENT_SID parameter before it can process any commands. If it does not have a value for AGENT_SID then all commands will fail.

Action: Issue the command SET AGENT_SID *value* and then retry the command that failed.

DIA-28593: agent control utility: command terminated with error

Cause: An error occurred during the processing of the command. There could be several causes. A SET or an UNSET command could have been issued after the agent was started. This is illegal. The user may have attempted to start two agents with the same SID value or the user could have attempted to shutdown an agent that is no longer running.

Action: If the user wishes to issue a SET or an UNSET command, he should make sure the agent is shutdown first by issuing the SHUTDOWN command.

DIA-28594: agent control utility: invalid parameter name

Cause: The user tried to set or unset an invalid agent parameter.

Action: Refer to documentation and correct the parameter name.

DIA-28595: Extproc agent : Invalid DLL Path

Cause: The path of DLL supplied for the extproc execution is invalid.

Action: Check if the DLL path is set properly using the EXTPROC_DLLS environment variable.

DIA-28596: Extproc agent : Invalid or disabled credential *string*

Cause: The credential of the PL/SQL library supplied for the extproc execution is invalid.

Action: Check if the credential of the PL/SQL library is valid and enabled. errors 28600 - 28620 are reserved for bitmap indexes

DIA-28601: invalid [no]MINIMIZE option

Cause: user didn't type this alter table <table_name> MINIMIZE RECORDS_PER_BLOCK or alter table <table_name> NOMINIMIZE RECORDS_PER_BLOCK

Action: reenter correct sql command

DIA-28602: statement not permitted on tables containing bitmap indexes

Cause: table has bitmap indexes and user is minimizing or nominimizing records_per_block

Action: drop all bitmap indexes before changing records_per_block

DIA-28603: statement not permitted on empty tables

Cause: table is empty and statement does not work on empty tables

Action: try statement after loading your data

DIA-28604: table too fragmented to build bitmap index (*string,string,string*)

Cause: The table has one or more blocks that exceed the maximum number of rows expected when creating a bitmap index. This is probably due to deleted rows. The values in the message are: (data block address, slot number found, maximum slot allowed)

Action: Defragment the table or block(s). Use the values in the message to determine the FIRST block affected. (There may be others).

DIA-28605: bitmap indexes cannot be reversed

Cause: user tried to create reverse bitmap index

Action: don't do this; it is not supported

DIA-28606: block too fragmented to build bitmap index (*string,string*)

Cause: The block(s) exceed the maximum number of rows expected when creating a bitmap index. This is probably due to maximum slot allowed set too low. The values in the message are: (slot number found, maximum slot allowed)

Action: alter system flush shared_pool; update tab\$ set spare1 = 8192 where obj# = (select obj# from obj\$ where NAME=<table_name> AND owner# = <table_owner>); commit;

DIA-28611: bitmap index is corrupted - see trace file for diagnostics

Cause: Validate Index detected bitmap corruption in its argument index

Action: Drop this bitmap index and create a new one.

DIA-28650: Primary index on an IOT cannot be rebuilt

Cause: An attempt is made to issue alter index rebuild on IOT-TOP

Action: Use Alter table MOVE to reorganize the table(IOT)

DIA-28651: Primary index on IOTs can not be marked unusable

Cause: An attempt is made to mark IOT-TOP unusable thru ALTER INDEX

Action: Remove the option UNUSABLE

DIA-28652: overflow segment attributes cannot be specified

Cause: During ALTER MOVE ONLINE of a index-organized table, the user attempted to enter one or more of the following options: OVERFLOW, PCTTHRESHOLD,INCLUDING.

Action: Remove the illegal option(s).

DIA-28653: tables must both be index-organized

Cause: Attempt to exchange a non IOT table/partition with a partition/table respectively

Action: Ensure that non-partitioned and partitioned tables are both index-organized.

DIA-28654: table and partition not overflow compatible

Cause: If one of the tables (partitioned/non-partitioned) has overflow data segment and the other one doesn't.

Action: Ensure that non-partitioned and partitioned tables both have overflow data segment or neither one does.

DIA-28655: Alter table add overflow syntax error

Cause: Syntax error

Action: Check the syntax.

DIA-28656: incomplete attribute specification

Cause: The attribute specification is not done for all partitions"

Action: Specify the storage attributes either for ALL partitions or NONE

DIA-28658: This operation is supported only for Index-Organized tables

Cause: Attempt to perform some IOT specific operation on a non-IOT

Action: don't do this. This is not supported

DIA-28659: COMPRESS must be specified at object level first

Cause: Attempt to specify COMPRESS at partition level without first specifying at the table level

Action: Specify COMPRESS at table level. Use ALTER TABLE xxx MODIFY DEFAULT ATTRIBUTES COMPRESS ...

DIA-28660: Partitioned Index-Organized table may not be MOVED as a whole

Cause: Attempt to MOVE partitioned IOT as a whole

Action: don't do this. This is not supported

DIA-28661: Object already has COMPRESS clause specified

Cause: Attempt to specify compress for iot/index which already has a compression clause.

Action: This is a 'create time only' attribute

DIA-28662: IOT index and overflow segments must share the same LOGGING attribute

Cause: Attempt to specify LOGGING for one segment and NOLOGGING for the other segment.

Action: don't do that

DIA-28663: Logging/NoLogging attribute can not be specified in the statement ALTER TABLE ADD OVERFLOW

Cause: Attempt to specify LOGGING for a Alter Table Add Overflow.

Action: don't do that

DIA-28664: a partitioned table may not be coalesced as a whole

Cause: User attempted to coalesce a partitioned IOT using ALTER TABLE COALESCE statement, which is illegal

Action: Coalesce the table a partition at a time (using ALTER TABLE MODIFY PARTITION COALESCE)

DIA-28665: table and partition must have same compression attribute

Cause: User attempted to EXCHANGE a compression enabled partition with a compression disabled table or vice versa OR the # of columns compressed is different for table and partition

Action: Make sure the compression attributes match. If they don't, fix it using ALTER TABLE MOVE [PARTITION] COMPRESS

DIA-28666: option not allowed for an index on UROWID column(s)

Cause: User attempted to build a REVERSE or COMPRESSED or GLOBAL partitioned index on UROWID column(s)

Action: Build the index without these options

DIA-28667: USING INDEX option not allowed for the primary key of an IOT

Cause: User attempted to define storage attributes for the primary key index of an Index-Organized table with USING INDEX clause. All the storage attribute defined for the (IOT)table applies to the primary key index and a separate USING INDEX clause is not required.

Action: Remove the USING INDEX clause and specify all attributes directly for the table

DIA-28668: cannot reference mapping table of an index-organized table

Cause: An attempt to directly access the mapping table of an index-organized table

Action: Issue the statement against the parent index-organized table containing the specified mapping table.

DIA-28669: bitmap index can not be created on an IOT with no mapping table

Cause: User attempted to create a bitmap index on an index-organized table without a mapping table.

Action: Enable bitmap indexes on the Index-organized table by creating a mapping table using 'ALTER TABLE .. MOVE MAPPING TABLE'.

DIA-28670: mapping table cannot be dropped due to an existing bitmap index

Cause: User attempted to drop the mapping table with NOMAPPING option when the IOT has one or more bitmap indexed.

Action: Drop the bitmap index(es) before dropping the mapping table.

DIA-28671: UPDATE BLOCK REFERENCES may not be used on a partitioned index as a whole

Cause: User attempted to UPDATE BLOCK REFERENCES on a partitioned index using ALTER INDEX UPDATE BLOCK REFERENCES statement, which is illegal.

Action: Issue a partition level operation with ALTER INDEX .. PARTITION .. UPDATE BLOCK REFERENCES

DIA-28672: UPDATE BLOCK REFERENCES may not be used on a global index

Cause: User attempted to UPDATE BLOCK REFERENCES on a global partitioned or non-partitioned index. This feature is not supported for non-partitioned or global

partitioned index on a partitioned IOT and a global partitioned index on a non-partitioned IOT.

Action: Use online index [partition] rebuild to fix the block references

DIA-28673: Merge operation not allowed on an index-organized table

Cause: User attempted merge operation on an index-organized table. Merge is not supported on a IOT .

Action: Use updates and inserts on index-organized table .

DIA-28674: cannot reference transient index-organized table

Cause: An attempt was made to directly access a transient table created on behalf of a index-organized table partition maintenance operation.

Action: Issue the statement against the associated permanent index-organized table.

DIA-28700: Only roles can be attached to or detached from program units.

Cause: An attempt was made to grant object privileges or system privileges to program units.

Action: Grant the privileges to a role first, and then grant the role to the program units.

DIA-28701: Keyword PROCEDURE, FUNCTION, or PACKAGE is either missing or not correct.

Cause: The keyword PROCEDURE, FUNCTION, or PACKAGE was either missing before the program unit, or it was not consistent with the type of the program unit.

Action: Include the correct keyword PROCEDURE, FUNCTION or PACKAGE right before each program unit according to its type.

DIA-28702: Program unit *string* is not owned by the grantor.

Cause: An attempt was made to attach roles to or detach roles from one or more program units by someone other than the owner or SYS. Only a program unit owner or SYS can attach roles to or detach roles from a program unit.

Action: Specify only the program units owned by the grantor in the command.

DIA-28703: Only regular database roles can be attached to or detached from program units.

Cause: An attempt was made to attach non-supported types of roles to or detach them from program units. Application roles, secure application roles, external roles, global roles, and light-weight roles cannot be attached to or detached from program units.

Action: Remove any application role, secure application role, external role, global role, and light-weight role from the command.

DIA-28704: Role *string* is not directly granted to the owner of the program units.

Cause: An attempt was made to attach roles that were not directly granted to the owner of the program units. The roles must be granted to the owner directly in order to attach them to the owner's program units.

Action: Grant the role to the owner of the program unit first.

DIA-28705: The grantor does not have privileges to grant the role *string* to the program units.

Cause: Privileges to grant a role to a program unit were insufficient. The grantor must have the GRANT ANY ROLE privilege or the ADMIN option or the DELEGATE option for the role to do the operation.

Action: Obtain the required privilege and retry.

DIA-28706: duplicate program unit *string* found in list

Cause: A duplicate program unit was found in the GRANTEE clause.

Action: Specify each program unit only once.

DIA-28707: Reserved word ALL was used with roles in the REVOKE command to detach roles from program units.

Cause: An attempt was made to use reserved word ALL jointly with roles in a REVOKE command to detach roles from program units.

Action: Do not specify roles in the privilege clause except for the reserved word ALL.

DIA-28708: More than *string* roles were attached to the program unit.

Cause: Too many roles were currently attached to the program unit.

Action: Detach some roles from the program unit.

DIA-28709: Roles with DELEGATE option can only be granted to users.

Cause: One of the grantees was not a user when trying to grant roles with the DELEGATE option.

Action: Verify that the grantees are users and try the operation again.

DIA-48001: internal error code, arguments: [*string*], [*string*], [*string*], [*string*], [*string*], [*string*], [*string*], [*string*]

Cause: This is the generic internal error number for program exceptions. This indicated that a process encountered an exceptional condition.

Action: Report as a bug - the first argument is the internal error number.

DIA-48002: thread terminated by fatal error

Cause: The thread was in an unrecoverable state.

Action: Examine the thread trace file for more information.

DIA-48003: out of process memory when trying to allocate *string* bytes (*string*,*string*)

Cause: Operating system process private memory was exhausted.

Action: n/a

DIA-48004: unable to allocate *string* bytes of shared memory ("*string*",*string*,"*string*","*string*")

Cause: More shared memory is needed than was allocated in the shared pool.

Action: Reduce your use of shared memory or increase the amount of available shared memory.

DIA-48007: name is already used by an existing product type

Cause: An attempt was made to define a product type with the same name as an already defined product type.

Action: Use the already existing product type with the specified name, or use a different name for the product type.

DIA-48008: id is already used by an existing product type

Cause: An attempt was made to define a product type with the same id as an already defined product type.

Action: Choose a different name for the product type.

DIA-48100: error encountered when attempting to open a file

Cause: There was an error encountered when attempting to open a file with the ADR file interface.

Action: Check that the specified directory name, file name, and open options are valid.

DIA-48101: error encountered when attempting to read a file [string] [string] [string]

Cause: There was an error encountered when attempting to read a file with the ADR file interface.

Action: Check the specified arguments to the read interface.

DIA-48102: encountered the end-of-file when reading the file

Cause: The ADR file interface encountered the end-of-file when reading the file.

Action: Handle the end of file condition.

DIA-48103: error encountered when attempting to write a file [string] [string] [string]

Cause: There was an error encountered when attempting to write a file with the ADR file interface.

Action: Check the specified arguments to the write interface.

DIA-48104: read mismatch on blocks requested and returned, [string], [string]

Cause: There was a mismatch between the number of blocks requested for reading and the number of blocks actually returned.

Action: Check the file to make sure there are no partial blocks.

DIA-48105: write mismatch on blocks requested and returned, [string], [string]

Cause: There was a mismatch between the number of blocks requested for writing and the number of blocks actually written.

Action: Check that there is enough space left on the device to write the requested number of blocks.

DIA-48106: error initializing the ADR string object

Cause: There was an error encountered during the initialization of one of the ADR file objects.

Action: Check the validity of the specified directory name and file name.

DIA-48107: invalid Bfile input, [string]

Cause: An invalid Bfile was passed into the routine to convert the bfile into a file handle.

Action: Verify the contents of the specified Bfile.

DIA-48108: invalid value given for the diagnostic_dest init.ora parameter

Cause: The value given for the diagnostic_dest directory is not a valid directory. Either the directory does not exist or the process does not have read/write privileges on the directory.

Action: Use a value for diagnostic_dest that is a valid directory with the proper read and write privileges.

DIA-48109: invalid lock mode for file descriptor, [string]

Cause: The lock mode associated with the file descriptor was invalid in the context of the routine.

Action: Verify that a file is not trying to obtain multiple locks and that the file is holding a lock when attempting to release the lock.

DIA-48110: error encountered while attempting to get a file lock [string] [string]

Cause: There was an error encountered while trying to get a file lock.

Action: Check the state of the file and operating system.

DIA-48111: error encountered while attempting to release a file lock [string]

Cause: There was an error encountered while trying to release a file lock.

Action: Check the state of the file and operating system.

DIA-48112: invalid flags for open file, string

Cause: Invalid flags were passed in to the open file routine.

Action: Check to see if the flags are a valid combination.

DIA-48113: unable to write to stream file because of out of space condition

Cause: The system is unable to write the requested number of bytes to a stream file. This is due to an out of space condition. The additional information shows how many bytes were not written.

Action: Check that there is enough space left on the device to write the requested number of bytes.

DIA-48114: error encountered when attempting to close a file

Cause: There was an error encountered when attempting to close a file with the ADR file interface.

Action: Check the validity of the file descriptor.

DIA-48115: error encountered while seeking a file position

Cause: There was an error encountered while seeking a position in a file.

Action: Check that the requested file position falls within the file boundaries.

DIA-48116: error encountered when attempting to create a directory [string]

Cause: There was an error encountered when attempting to create a directory.

Action: Check the directory name.

DIA-48117: error encountered when attempting to remove a directory [string]

Cause: There was an error encountered when attempting to remove a directory.

Action: Check the directory name.

DIA-48118: error encountered with list directory [string]

Cause: There was an error with listing the elements of a directory.

Action: Check the state of the operating system.

DIA-48119: error encountered when attempting to remove a file [string] [string]

Cause: There was an error encountered when attempting to remove a file with the ADR file interface.

Action: Check the directory name and file name.

DIA-48120: error encountered when attempting to retrieve the file size [string] [string]

Cause: There was an error encountered when attempting to retrieve the file size with the ADR file interface.

Action: Check the directory name and file name.

DIA-48121: error with opening the ADR stream file [string] [string]

Cause: An error was encountered when attempting to open an ADR stream file.

Action: Check the rest of the error stack for details of the actual error that was encountered.

DIA-48122: error with opening the ADR block file [string] [string]

Cause: An error was encountered when attempting to open an ADR block file.

Action: Check the rest of the error stack for details of the actual error that was encountered.

DIA-48123: error encountered when attempting to flush a file

Cause: There was an error encountered when attempting to flush a file with the ADR file interface.

Action: Check the state of the file.

DIA-48124: device full encountered during write to a file

Cause: The device full error was encountered during the write to a file.

Action: Check the amount of free space on the device.

DIA-48125: illegal identifier length, argn:string, len:string, lim:string

Cause: An input identifier was passed in that has a length that is greater than the max length.

Action: Make sure the input identifier has a length that is less than the max length.

DIA-48126: attempting to create a file that already exists

Cause: The client attempted to create a file that already exists.

Action: Either remove the file or check if it is okay if the file already exists.

DIA-48127: attempting to open a file that does not exist

Cause: An attempt was made to open a file that does not exist.

Action: Either create the file or check why the file does not exist.

DIA-48128: opening of a symbolic link is disallowed

Cause: An error was encountered when attempting to open a file that is a symbolic link. Users are not allowed to open symbolic links.

Action: Check the specified file name.

DIA-48129: invalid input for the full path specification

Cause: Input was incorrectly specified for the full path specification, or the default extension may have been incorrectly specified. Or an empty string was passed in for the full path.

Action: Check that the full path string is non-NULL. If you want to specify a relative path from ADR Home for the full path specification, then use '<ADR_HOME>' instead of the actual path to ADR Home. For ADR Base, use '<ADR_BASE>'.

DIA-48130: invalid lock parameters for get file lock [string]

Cause: Invalid lock parameters passed in for the get file lock routine. The user must pass in file as the lock type. Or, there is a lock mode mismatch. Exclusive locks are not allowed in read-only mode, and shared locks are not allowed in write-only mode.

Action: Check that correct lock type is specified and that the correct lock mode is requested for the file given its open flags.

DIA-48131: error encountered when attempting to tell the file position

Cause: An error was encountered when attempting to tell the file position using the ADR file interface.

Action: Check the directory and file name of the file along with the open state.

DIA-48132: requested file lock is busy, [string] [string]

Cause: The requested file lock is busy because another process is holding the file lock.

Action: Try to get the file lock again at a later time.

DIA-48133: file descriptor has already been opened [string] [string]

Cause: The specified file descriptor has already been opened.

Action: Do not open a file that has previously been opened, or check your code to make sure you are cleaning up a file descriptor that is being reused correctly.

DIA-48134: invalid file descriptor state for operation, string, string, string

Cause: The state of the file descriptor was invalid for the requested operation. An example is that a file was opened for read, but a write operation to the file was requested.

Action: Check the state of the file descriptor and make sure it matches the operation.

DIA-48135: uninitialized file descriptor

Cause: The specified file descriptor is uninitialized.

Action: Make sure the file descriptor is initialized before passing it into the routine.

DIA-48136: directory already exists [string]

Cause: Operation failed because the specified directory already exists.

Action: Remove the directory or ignore this error.

DIA-48137: uninitialized file handle

Cause: The specified file handle is uninitialized.

Action: Make sure the file handle is initialized before passing it into the routine.

DIA-48138: invalid directory name input for client address

Cause: An invalid directory name was specified as part of the address path specification.

Action: Check that the directory name is non-NULL and that the directory name length does not exceed the maximum length.

DIA-48139: invalid input to ADR initialization routine

Cause: There was an invalid input to the ADR initialization routine.

Action: Check the length of the ADR base, product ID, and instance ID input arguments.

DIA-48140: the specified ADR Base directory does not exist [string]

Cause: The specified ADR Base Directory does not exist.

Action: Check that the specified ADR Base Directory is a valid path name and that the directory exists.

DIA-48141: error creating directory during ADR initialization [string]

Cause: Error encountered when creating a directory during the initialization of the ADR subsystem.

Action: Check the input arguments to the ADR initialization routine and the state of the operating system.

DIA-48142: invalid permissions input for change permissions

Cause: Invalid permissions passed into change permissions routine.

Action: Check the value of the permissions input.

DIA-48143: error changing permissions for a file

Cause: Error encountered while changing the permissions for a file

Action: Check the specified directory and file and the state of the operating system.

DIA-48144: error encountered while performing standard file I/O

Cause: Error encountered while performing standard file I/O

Action: Check the validity of standard in, out, and error.

DIA-48145: invalid seek location, [string], [string]

Cause: Invalid seek location specified for routine.

Action: Check the validity of specified seek location.

DIA-48146: missing read, write, or exec permission on directory during ADR initialization [string] [string]

Cause: Error encountered when checking if the process has read, write, and exec privileges on directories needed by the ADR subsystem. This error occurs during the initialization of the ADR subsystem.

Action: Check the input arguments to the ADR initialization routine and the state of the operating system. Ensure that the user has the proper permissions on the ADR directories.

DIA-48147: invalid home location specification for ADR, [string], [string], [string]

Cause: Invalid read or write home location specification for ADR.

Action: An invalid home was specified for the ADR Read or Write Home location.

DIA-48148: error encountered when attempting to move a file

Cause: There was an error encountered when attempting to move a file with the ADR file interface.

Action: Check the directory name and file name.

DIA-48149: error encountered when attempting to copy a file

Cause: There was an error encountered when attempting to copy a file with the ADR file interface.

Action: Check the directory name and file name.

DIA-48150: error encountered with set current working directory

Cause: There was an error with setting the current working directory.

Action: Check the path used, or the state of the operating system.

DIA-48151: error getting operating system time for a file

Cause: Error encountered while getting the operating system time for a file.

Action: Check the specified directory and file and the state of the operating system.

DIA-48152: lock table is full

Cause: Lock table is full - too many locks granted

Action: Try again later

DIA-48153: error encountered when getting ADR base directory default

Cause: There was an error encountered when attempting to get the ADR base directory default value.

Action: Check your environment to see if the \$ORACLE_BASE and \$ORACLE_HOME environment variables are set.

DIA-48154: reached end of file for alert log

Cause: The end of file was reached for reading the Alert Log. There are no more messages to read in the Alert Log.

Action: Do not read from the Alert Log

DIA-48155: error encountered when read alert log [*string*]

Cause: There was an error encountered when attempting to read a message from the Alert Log.

Action: Check the error message and the contents of the alert message.

DIA-48156: Alert log purge has occurred - retry operation

Cause: The purge of the alert log has occurred.

Action: Retry the operation.

DIA-48157: null input to ADR initialization

Cause: There was an null input to the ADR initialization routine.

Action: Check the ADR base, product ID, and instance ID input arguments.

DIA-48158: invalid input for ADR base directory

Cause: An invalid input was passed in for the ADR base directory name. The ADR base directory name is either NULL or too long of a string.

Action: Check the ADR base directory input argument.

DIA-48159: invalid input for ADR product type

Cause: An invalid input was passed in for the ADR product type. The ADR product type is out of bounds.

Action: Check the ADR product type input argument.

DIA-48160: invalid input for ADR product id

Cause: An invalid input was passed in for the ADR product id. The ADR product id is either NULL or too long of a string.

Action: Check the ADR product id input argument.

DIA-48161: invalid input for ADR instance id

Cause: An invalid input was passed in for the ADR instance id. The ADR instance id is either NULL or too long of a string.

Action: Check the ADR instance id input argument.

DIA-48162: string buffer too small to hold input, [string], [string], [string]

Cause: The string buffer is too small to copy an input string into.

Action: Check the size of the string buffer and the input string. Look in the argument for the location in the code where the error occurs.

DIA-48163: error concatenating directory onto path, [string], [string], [string]

Cause: Error encountered while concatenating a directory onto a path name.

Action: Check the error returned by the OS and the size of the input and output buffers.

DIA-48164: error concatenating file onto path, [string], [string], [string]

Cause: Error encountered while concatenating a directory onto a path name.

Action: Check the error returned by the OS and the size of the input and output buffers.

DIA-48165: user missing read, write, or exec permission on specified ADR Base directory [string]

Cause: The specified ADR Base Directory does not have the correct permissions.

Action: Check the read, write, and exec permissions on the specified ADR Base Directory

DIA-48166: error with opening ADR block file because file does not exist [string] [string]

Cause: An error was encountered with opening an ADR block file because the file does not exist.

Action: Check the existence of the ADR Block File.

DIA-48167: invalid argument for checking ADR initialization

Cause: Invalid arguments were specified for the routine to check ADR initialization.

Action: Check the inputs to the ADR initialization routine.

DIA-48168: the ADR sub-system is not initialized

Cause: The ADR subsystem has not been initialized. The requested operation cannot be performed.

Action: Check the usage of the call to the ADR services. The ADR sub-system must be initialized for the call to work.

DIA-48169: incorrect arguments to ADR deferred initialization

Cause: There are incorrect arguments to the ADR deferred initialization.

Action: Check the input arguments. It could be possible that the product is not set up for deferred initialization.

DIA-48170: unable to lock file - already in use

Cause: the file is locked by another process, indicating that it is currently in use by another process

Action: determine which process legitimately owns this file.

DIA-48171: unable to get share lock - file not readable

Cause: share lock request was made on a file not open for read access.

Action: file must be open read-only or read-write to get a share lock.

DIA-48172: unable to find a valid ADR base

Cause: Unable to find a valid ADR base. We tried the ORACLE_BASE, ORACLE_HOME, home, and tmp directories, but none of the directories exist for read/write access.

Action: Check the validity of the ORACLE_BASE, ORACLE_HOME, home, and tmp directories.

DIA-48173: error checking directory existence during ADR initialization [string]

Cause: Error encountered when checking directory existence during the initialization of the ADR subsystem. Either the diag or product type directory does not exist underneath the ADR base.

Action: The directory in the error message must exist in order for ADR initialization to succeed. Make sure the directories exist.

DIA-48174: error encountered with get current working directory

Cause: There was an error with getting the current working directory.

Action: Check the state of the operating system or the size of the path buffer.

DIA-48175: the path name must not contain the string '..'

Cause: The specified path name contains '..'.

Action: Correct the path name and retry the operation.

DIA-48176: error translating a path name into its full path name

Cause: An error was encountered when translating a path name into its full path name.

Action: Check the inputted path name to make sure it is a valid relative path.

DIA-48177: file name with full path information [string] not allowed

Cause: Input was incorrectly specified for the file name. The inputted file name is greater than the maximum length, or the file name has path information. In this case, the file name should not have any path information. The path information should be specified in a separate argument.

Action: Check that the string for the file name is not too long and does not have path information.

DIA-48178: error encountered while reading an ADR block file during ADR initialization [string]

Cause: An error was encountered while reading an ADR block file during the initialization of the ADR subsystem.

Action: Check the state of the file system.

DIA-48179: OS file synchronization failure

Cause: OS command to synchronize the changes to a file with the operating system failed.

Action: Check the state of the file system and the amount of free space left on your device.

DIA-48180: OS open system call failure

Cause: OS open system call failed. The system failed to open or create a file in the requested mode.

Action: Check the OS error code

DIA-48181: OS write system call failure

Cause: OS write system call failed. The system failed to write to a file.

Action: Check the OS error code

DIA-48182: OS read system call failure

Cause: OS read system call failed. The system failed to read to a file.

Action: Check the OS error code

DIA-48183: OS close system call failure

Cause: OS close system call failed. The system failed to close a file.

Action: Check the OS error code

DIA-48184: OS seek system call failure

Cause: OS seek system call failed. The system failed to seek to a position in a file.

Action: Check the OS error code

DIA-48185: OS file size system call failure

Cause: OS file size call failed. The system failed to retrieve the file size for a file.

Action: Check the OS error code

DIA-48186: OS check file exists system call failure

Cause: OS check file exists system call failed. The system failed to perform the check file exists command for a file.

Action: Check the OS error code

DIA-48187: specified directory does not exist

Cause: The specified directory does not exist.

Action: Check the directory name.

DIA-48188: user missing read, write, or exec permission on specified directory

Cause: The user does not have valid permissions on the specified directory. The user is missing either the read, write, or execute permission.

Action: Check the permissions of the specified directory.

DIA-48189: OS command to create directory failed

Cause: The OS command to create a directory failed.

Action: Check the error number associated with the create directory failure.

DIA-48190: OS unlink system call failure

Cause: OS unlink system call failed. The system failed to perform unlink on the specified file.

Action: Check the OS error code

DIA-48191: user missing read or write permission on specified file

Cause: The user does not have valid permissions on the specified file. The user is missing either the read or write permission.

Action: Check the permissions of the specified file.

DIA-48192: OS command to move a file failed

Cause: The OS command to move a file failed.

Action: Check the error number associated with the move file.

DIA-48193: OS command to open a directory failed

Cause: The OS command to open a directory failed.

Action: Check the OS error associated with the open directory failure.

DIA-48194: OS command to close a directory failed

Cause: The OS command to close a directory failed.

Action: Check the OS error associated with the close directory failure.

DIA-48195: OS command to remove a directory failed

Cause: The OS command to remove a directory failed.

Action: Check the OS error associated with the remove directory failure.

DIA-48196: OS command to release advisory lock failed

Cause: The OS command to release the advisory lock failed

Action: Check the OS error associated with the release advisory lock failure.

DIA-48197: OS command to get the file status failed

Cause: The OS command to get the file status failed. This could be because the file is not open or file descriptor is invalid.

Action: Check the OS error associated with the get file status failure.

DIA-48198: OS command to change the file permissions failed

Cause: The OS command to change the file permissions failed.

Action: Check the OS error associated with the failure.

DIA-48199: OS command to copy a file failed

Cause: The OS command to copy a file failed.

Action: Check the error number associated with the copy file.

DIA-48200: Illegal Input Argument [string]

Cause: An illegal argument was passed in.

Action: Fix the call.

DIA-48201: Field Length Exceeds Maximum [string] [string] [string]

Cause: An illegal field length was used.

Action: Fix the call.

DIA-48202: Illegal Identifier *[string]* *[string]*

Cause: Illegal identifier specified.

Action: Use a valid identifier.

DIA-48203: Illegal Data Type *[string]*

Cause: Illegal data type specified.

Action: Use a valid data type.

DIA-48204: Illegal Identifier Length *[string]* *[string]* *[string]*

Cause: The input identifier is too long.

Action: Specify a shorter identifier.

DIA-48205: Record Length too Big *[string]* *[string]* *[string]*

Cause: The sum of the maximum lengths of all fields exceeds the maximum record length that is supported.

Action: Remove or shorten some of the fields.

DIA-48206: Illegal Number of Fields *[string]* *[string]* *[string]*

Cause: The number of fields specified exceeds the supported maximum.

Action: Remove some of the fields in the relation.

DIA-48207: Illegal Field Name *[string]*

Cause: The field name is invalid.

Action: Specify a valid field name.

DIA-48208: Duplicate Field Names *[string]*

Cause: The list of fields specified contains a duplicate field.

Action: Remove the duplicate field.

DIA-48209: Relation Already Exists

Cause: The relation already exists.

Action: Remove the relation.

DIA-48210: Relation Not Found

Cause: The relation was not found.

Action: Either specify a valid relation name or create one with that name.

DIA-48211: Illegal Access Mode *[string]* *[string]*

Cause: The supplied access mode is not recognized.

Action: Supply a valid mode.

DIA-48212: Open Record Access Not Done

Cause: The open record access call was not performed.

Action: The open record access call is required before attempting this call.

DIA-48213: Incorrect Access Mode for Operation *[string]* *[string]*

Cause: The relation was opened in a mode not compatible with the attempted operation being done.

Action: Reopen the relation in the correct mode.

DIA-48214: Sequence Overflow [string] [string] [string]

Cause: The sequence number will exceed the system maximum.

Action: Reset the sequence number.

DIA-48215: Sequence Invalid Operation [string] [string]

Cause: The specified sequence operation is not valid.

Action: Specify a valid operation.

DIA-48216: Field Len Exceeds Max Field Length [string] [string] [string] [string]

Cause: The field length specified exceeds the defined maximum for the field.

Action: Supply a smaller field length.

DIA-48217: Out of Space on Device

Cause: The storage subsystem is out of space.

Action: Add more space to the storage subsystem.

DIA-48218: Duplicate Key Name [string] [string]

Cause: The key name already exists.

Action: Specify a different key name.

DIA-48219: Key Name Doesn't Match Any Existing Key

Cause: The key name provided doesn't match an existing key.

Action: Specify a key name that exists.

DIA-48220: Too Many Keys Defined [string] [string]

Cause: A key is trying to be created that exceeds the maximum number of keys supported.

Action: Drop another key.

DIA-48221: Key Exceeds Maximum Allowed Length [string] [string] [string]

Cause: The sum of the lengths of the fields in the key exceeds the maximum length supported.

Action: Remove one or more fields from the key.

DIA-48222: Predicates/Order By Not Allowed

Cause: A predicate or order by can not be added after fetch has started.

Action: Put the predicate or order by call before the first fetch.

DIA-48223: Interrupt Requested - Fetch Aborted - Return Code [string] [string]

Cause: User interrupt has occurred.

Action: None

DIA-48224: DDL has occurred since parse - reparse [string] [string] [string]

Cause: Another session has performed a DDL (i.e. add field, create key, drop key) that prevents this session from being to continue.

Action: Call open record access again.

DIA-48225: No More Space in Order By Buffer

Cause: The order by buffer size is not sufficient for the number of rows.

Action: Increase the order by buffer size specified.

DIA-48226: No Fetch in Progress

Cause: An attempt to perform update or delete has occurred without a fetch.

Action: You must first perform a fetch.

DIA-48227: Invalid Relation File - [string] [string] [string] [string]

Cause: The AMS file is invalid or corrupt.

Action: Do a repair relation

DIA-48228: Missing Define Call [string]

Cause: A call to define was not performed before doing a fetch.

Action: Call the define service before fetch.

DIA-48229: Invalid Relation Handle Provided [string] [string]

Cause: An invalid or corrupt relation handle was used.

Action: Possible memory corruption.

DIA-48230: Expression arguments must match types

Cause: Incorrect type semantics for fields in the predicate.

Action: Correct the predicate.

DIA-48231: Predicate syntax error

Cause: A syntax error exists in the predicate string.

Action: Correct the predicate.

DIA-48232: Debug command syntax error [string]

Cause: An invalid debug command has been specified.

Action: Correct the debug command.

DIA-48233: Invalid Field Handle [string] [string] [string]

Cause: The field handle is invalid.

Action: Possible memory corruption.

DIA-48238: Invalid Surrogate Length Specified [string] [string]

Cause: An invalid length during create field was specified

Action: Specify a correct length

DIA-48239: Invalid Predicate Handle Provided [string] [string]

Cause: An invalid or corrupt relation handle was used.

Action: Possible memory corruption.

DIA-48240: Field is NOT NULL but NULL value supplied

Cause: A field [%s] declared to not allow nulls contains a null value.

Action: Specify a correct value

DIA-48242: Fields that are NOT NULL can not use surrogates

Cause: NOT NULL fields can not have surrogates specified.

Action: Either remove the constraint or the surrogate.

DIA-48243: Additional Fields must be declared nulls allowed

Cause: A field can not be added to a relation that is defined NOT NULL

Action: Do not specify NOT NULL

DIA-48244: Purge for Retention can't be called while in an Query

Cause: A query is already running - purge for retention can't be invoked

Action: Fix call sequence

DIA-48245: Attempt to Update/Delete when at EOF

Cause: The fetch operation is positioned at EOF - can not update/delete

Action: Do not call update/delete after fetch has returned EOF

DIA-48246: Illegal Operation on External Relation

Cause: An illegal call was made using an external relation

Action: Do not perform the API Call

DIA-48247: Predicate Conversion Error *string*

Cause: A time conversion failed

Action: Fix the input

DIA-48248: Function *string* type check error; ityp = *string* typ = *string* arg = *string*

Cause: Invalid inputs to the specified function

Action: Change the inputs

DIA-48251: Failed to open relation due to following error

Cause: See error below in the error stack

Action: See error below in the error stack

DIA-48252: Relation does not require migration

Cause: Relation on disk is compatible with the current code

Action: Don't run the migration services

DIA-48258: AMS Corrupt Page Found - Rebuild Relation

Cause: A corrupted page has been found.

Action: Do a rebuild of the relation

DIA-48259: AMS Relation not Created Correctly

Cause: Create relation failed

Action: Recreate the relation

DIA-48260: Function *string* not found

Cause: A reference to a function that is not valid was found

Action: Fix the function name

DIA-48262: Sequence references not allowed in predicates

Cause: References to currval or nextval not allowed

Action: Remove these references

DIA-48263: Currval not set yet - use nextval

Cause: References to currval can't occur until a nextval is done

Action: Remove the reference

DIA-48265: Incorrect number of arguments (*string*) provided - expected (*string*)

Cause: Number of arguments to function is incorrect

Action: Specify the correct number of arguments

DIA-48291: Field name *string* can't be unique resolved

Cause: Field name appears in more than one relation

Action: Prefix the field name with the relation name

DIA-48292: Can't use outer join syntax mixed with inner join syntax

Cause: The join condition was specified using both inner and outer join elements"

Action: Specify the join condition correctly

DIA-48293: Outer join syntax not allowed without a join

Cause: Using outer join syntax in the predicate without doing a join

Action: Fix the predicate

DIA-48300: Incident Record Already Exists

Cause: trying to create an incident that already exists

Action: retry operation with new incident ID

DIA-48301: An Invalid Incident ID was specified

Cause: the specified incident ID was invalid

Action: retry operation with correct incident ID

DIA-48302: Incident Directory does not exist

Cause: the incident directory was not found

Action: retry operation with a different incident ID

DIA-48303: Exceeded max Incident Sequence Value

Cause: the maximum supported incident sequence value was exceeded

Action: reset incident sequence and retry operation

DIA-48304: incident staging file not found

Cause: the incident staging file is missing

Action: retry with a different incident ID

DIA-48305: incident ID range is too large

Cause: the maximum incident sequence value was exceeded

Action: retry operation with a smaller range

DIA-48309: illegal incident state transition, [*string*] to [*string*]

Cause: the incident cannot be moved to the new state

Action: retry operation with a valid incident status

DIA-48310: Incident *string* staging file not found

Cause: the incident staging file does not exist

Action: retry operation with a valid incident ID

DIA-48311: Invalid field name [*string*]

Cause: the specified field name is invalid

Action: retry operation with a valid field name

DIA-48312: Sweep incident *string* staging file failed

Cause: the sweep action of incident staging file failed

Action: check the incident ID and retry

DIA-48313: Updates not allowed on ADR relation [*string*] of Version=*string*

Cause: Update operations not supported on this version of ADR relation

Action: check ADR version and retry

DIA-48314: Invalid ADR Control parameter [*string*]

Cause: the specified control parameter is invalid

Action: check parameter and reissue command

DIA-48315: ADR unavailable

Cause: the ADR directory is not available

Action: enable ADR and retry operation

DIA-48316: relation [*string*] unavailable or cannot be created

Cause: the ADR relation is not available

Action: check ADR directory and retry operation

DIA-48317: ADR Relation [*string*] of version=*string* is obsolete

Cause: the version of ADR relation is too old and not supported

Action: check the ADR version and retry

DIA-48318: ADR Relation [*string*] of version=*string* cannot be supported

Cause: the version of ADR relation is too new and cannot be supported

Action: need to use a newer release to access the ADR

DIA-48319: Update operation on ADR relation [*string*] not allowed

Cause: updates to foreign ADR relation cannot be supported

Action: verify ADR location and reissue command

DIA-48320: Too many incidents to report

Cause: the result set of incidents is too large to handle

Action: use a predicate to reduce the number of incidents and retry

DIA-48321: ADR Relation [*string*] not found

Cause: the required ADR relation is missing, ADR may be corrupted

Action: check ADR directory and retry

DIA-48322: Relation [*string*] of ADR V[*string*] incompatible with V[*string*] tool

Cause: the tool version is incompatible with the ADR version

Action: use another version of tool and retry

DIA-48323: Specified pathname [*string*] must be inside current ADR home

Cause: A file outside of ADR home was not allowed for this type of file.

Action: Check the file name and retry.

DIA-48324: Incompatible staging file encountered

Cause: sweep incident failed because staging file is incompatible

Action: check the incident ID and version of ADR and retry

DIA-48339: view [string] does not exist

Cause: view has not been created

Action: verify view name and reissue command

DIA-48340: operation not supported on view [string]

Cause: unsupported (dml) operation on views

Action: verify relation name and reissue command

DIA-48341: Field [string] not a grouping field

Cause: the field name specified is not a grouping field

Action: verify field names and groupby clause and reissue command

DIA-48342: Field [string] cannot be mixed with string fields

Cause: the specified field is incompatible with other grouping fields

Action: verify this and other field names and reissue command

DIA-48343: invalid field [string] reference in string clause

Cause: the specified field in the specified clause is invalid

Action: verify this field name and reissue command

DIA-48344: Invalid Name [string] specified

Cause: Either the name refers to an existing object or violates the reserved namespace rules.

Action: Pick another name

DIA-48345: Timeout encountered during operation

Cause: The attempted operation conflicted with another operation that was already being executed.

Action: Retry operation at a later time.

DIA-48400: ADRCI initialization failed

Cause: The ADR Base directory does not exist

Action: Either create an ADR Base directory or point to an existing one

DIA-48401: SET command requires arguments

Cause: No arguments are input for the SET command

Action: Input the arguments

DIA-48402: Variable is not defined

Cause: No substitution value is input.

Action: Input the substitution value following after the variable name.

DIA-48403: DEFINE or UNDEFINE command has no arguments

Cause: DEFINE and UNDEFINE command need users to input the substitution variable name.

Action: Input the variable name after the keyword DEFINE or UNDEFINE

DIA-48404: RUN or @ command has no arguments

Cause: RUN and @ commands need users to input script filename

Action: Input script filename after RUN and @ commands

DIA-48405: The option in the command is invalid

Cause: The option is not allowed in the command

Action: Check the command syntax

DIA-48406: ECHO or TERMOUT status must be set to ON or OFF

Cause: the status of ECHO and TERMOUT commands must be ON or OFF

Action: input ON or OFF

DIA-48407: DESCRIBE and QUERY commands need at least relation name argument

Cause: This is no relation name is input as argument

Action: Need users to input at least the relation name

DIA-48408: The incident number exceeds the maximum number [string]

Cause: The input incident number exceeds the maximum number

Action: Input fewer incidents

DIA-48409: The ADR homes exceed the maximum number [string]

Cause: The input ADR homes number exceeds the maximum number

Action: Input shorter ADR home string

DIA-48410: The trace path exceeds the maximum number [string]

Cause: The input trace path exceeds the maximum number

Action: Input less trace path

DIA-48411: The trace files exceed the maximum number [string]

Cause: The input trace file path number exceeds the maximum number

Action: Input less trace file path

DIA-48412: The parameters exceed the maximum number [string]

Cause: The input parameter number exceeds the maximum number

Action: Input fewer parameters

DIA-48413: The number of orderby fields exceeds maximum number [string]

Cause: The orderby field number exceeds the maximum number

Action: Input fewer fields

DIA-48414: The string in the execution option exceeds maximum length [string]

Cause: The string length is too long

Action: Divide the commands into two sets or use adrci scripts.

DIA-48415: Syntax error found in string [string] at column [string]

Cause: Parsing error found in the user input string

Action: Validate the input string

DIA-48419: Illegal arguments

Cause: The input argument is illegal

Action: Check the input arguments and make sure it is not null

DIA-48421: Predicate string in the command must be single or double quoted

Cause: The predicate string is not single or double quoted

Action: Put single or double quotes around the predicate string

DIA-48423: IMPORT command must have a filename

Cause: File name is missing from the command

Action: Input the import file name after the IMPORT keyword

DIA-48424: SHOW TRACE command needs argument

Cause: SHOW TRACE command needs arguments

Action: Input arguments

DIA-48426: The initialization filename is too long

Cause: The initialization filename length exceeds the maximum length

Action: This is really an internal setting parameter of the ADRCI, report it as a bug. Alternatively move the initialization file to the current working directory

DIA-48428: Input command string exceeds max length [*string*]

Cause: The current command string is too long and exceeds the limit

Action: Input less characters

DIA-48429: Variable name [*string*] is an invalid identifier

Cause: The substitution variable name is not a valid identifier

Action: Input the valid identifier defined by ADRCI

DIA-48431: Must specify at least one ADR home path

Cause: The command syntax requires at least one ADR home path to be input

Action: Check the command syntax and input the home path

DIA-48432: The ADR home path [*string*] is not valid

Cause: The adr home user inputs is not valid, which may due to the path does not exist.

Action: Check if the input home path exists

DIA-48433: Unknown help topic

Cause: The input topic is unknown

Action: Check if the topic is valid

DIA-48434: No DDE commands are input

Cause: No DDE commands are input

Action: Input a DDE command

DIA-48435: Input a trace file

Cause: Show trace expects a trace file

Action: Input a trace file

DIA-48436: File [*string*] does not exist

Cause: the file does not exist

Action: Validate the trace file name

DIA-48437: No IPS commands are input

Cause: No IPS commands are input

Action: Input a IPS command

DIA-48438: [*string*] is not a valid number

Cause: The input number is not valid

Action: Check the input number

DIA-48439: The input path name exceeds the maximum length [*string*]

Cause: The input path name is too long

Action: Report as a bug to change the limit

DIA-48440: Variable [*string*] is already defined

Cause: The variable name is defined previously

Action: Use another variable name

DIA-48441: The function parameter number exceeds the maximum number [*string*]

Cause: The function parameter number exceeds the maximum number

Action: Report it as bug to change the maximum number

DIA-48442: The number of control parameters exceeds the maximum allowed [*string*].

Cause: The control parameters exceeded the maximum number allowed.

Action: Check the parameters. If the parameters are correct, contact Oracle Support Services.

DIA-48443: Trace Record type appears in the middle of the path

Cause: The trace record cannot be in the middle of the path

Action: Validate the input

DIA-48444: The single "." and "*" cannot appear in the middle of the path

Cause: The single "." and "*" appears in the middle of the path

Action: Validate the input

DIA-48445: Path expression only supports one bucket dump type

Cause: The path expression only supports one bucket dump"

Action: Change the path expression syntax

DIA-48446: The command needs path input

Cause: No path is input as a parameter

Action: Input the path

DIA-48447: The input path [*string*] does not contain any ADR homes

Cause: The input path does not contain ADR homes

Action: Validate the path

DIA-48448: This command does not support multiple ADR homes

Cause: There are multiple homes in the current adr setting.

Action: Use command SET HOMEPATH to set a single home

DIA-48449: Tail alert can only apply to single ADR home

Cause: There are multiple homes in the current setting

Action: Use command SET HOMEPATH to set a single home

DIA-48457: ADRCI core dumped

Cause: It is adrci internal error.

Action: Report to Oracle

DIA-48458: "show incident" failed due to the following errors

Cause: There could be a bug or users do not have the access permission

Action: Report to Oracle if the errors are not due to ADR permission settings

DIA-48459: "describe" command only supports one ADR home path

Cause: Multiple ADR home paths in the command

Action: put one ADR home path

DIA-48460: The home path [*string*] is not valid

Cause: The input home path is not valid home path

Action: Verify the homopath

DIA-48461: "describe" failed due to the following errors

Cause: Underlying code failed

Action: If it is not due to permission issue, report to Oracle

DIA-48462: Fatal error encountered in [*string*]

Cause: Fatal error encountered

Action: Report to Oracle

DIA-48463: The value buffer reached the maximum length [*string*]

Cause: The value buffer is full

Action: Report to Oracle

DIA-48464: The predicate buffer reached the maximum length [*string*]

Cause: The predicate buffer is too small

Action: Report to Oracle

DIA-48465: The specified type [*string*] is undefined

Cause: The purge type specified is undefined

Action: Check the type name

DIA-48466: Internal failure, the report context is not initialized

Cause: Internal problem failure.

Action: Report to Oracle

DIA-48467: "*string*" for the keyword "*string*" is not a valid number

Cause: The keyword value is not a valid number

Action: Check the value

DIA-48468: "string" is not a valid keyword

Cause: The keyword is not defined for the command

Action: Check the available keywords

DIA-48469: Keyword "string" cannot be duplicated

Cause: The command can only allow one key with the name

Action: Remove one keyword name from the command

DIA-48470: Unknown "string" command

Cause: The command is not valid

Action: Use help manual to check the command syntax

DIA-48472: Invalid product name

Cause: The product name provided does not exist

Action: Specify a product name, see HELP SHOW BASE

DIA-48473: Internal failure, unknown return code [string]

Cause: Internal program failure

Action: Report to Oracle

DIA-48474: Syntax error specifying product, must not be NULL

Cause: The product clause is being used, but no product name is provided

Action: Supply the product name

DIA-48475: [string] is not a valid timestamp

Cause: The input timestamp string is not in valid format

Action: None

DIA-48476: Cannot write the results out to a file, please check if \nthe environment variable TMPDIR is set or the current directory is \nnot writable

Cause: The current path may not be writable

Action: If the current path is writable, report to Oracle

DIA-48477: The input path does not contain any valid ADR homes

Cause: The input path does not contain any valid ADR homes

Action: Check the path if it is valid

DIA-48478: No alert messages are created

Cause: No alert messages are created

Action: No action

DIA-48479: No HM runs are created

Cause: There is no hm runs

Action: No action

DIA-48480: No incidents are created

Cause: There is no incident

Action: No action

DIA-48481: Report is not available

Cause: The requested report does not exist"

Action: Check the report ID

DIA-48482: Report is not generated

Cause: The requested report is not ready to be generated

Action: Check the report ID

DIA-48483: Spooling failed, it may be because the spool file cannot be created due to a permission issue

Cause: The spooling filename may not be valid or the file cannot be created

Action: Check the permissions of the target directory and verify the filename

DIA-48484: Run script failed, it may be because the script file does not exist

Cause: The script file may not exist

Action: Check if the script file exist

DIA-48485: The file exceeds the maximum length [string]

Cause: The filename is too long

Action: Report to Oracle

DIA-48486: The file [string] exceeds the maximum length [string]

Cause: The filename is too long

Action: Report to Oracle

DIA-48487: The internal predicate string exceeds the maximum length [string]

Cause: The predicate string exceeds the maximum length

Action: Report to Oracle

DIA-48488: The predicate string exceeds the maximum length [string]

Cause: The input predicate string exceeds the maximum length

Action: Report to Oracle

DIA-48489: The input exceeds the maximum length [string]

Cause: The input exceeds the maximum length

Action: Report to Oracle

DIA-48490: The field number exceeds the maximum number [string]

Cause: The input field number exceeds the maximum number

Action: Input less field names

DIA-48491: The program name is too long, exceeds the maximum length [string]

Cause: the program name length exceeds the maximum length setting

Action: Report to Oracle

DIA-48492: The report component name is not defined

Cause: the report component name does not exist

Action: Check the component name to ensure it is registered

DIA-48493: Sweep command needs parameters

Cause: sweep command needs parameter

Action: Check the syntax of the command

DIA-48494: ADR home is not set, the corresponding operation cannot be done

Cause: The adr home is not set in the current adrci session

Action: Set the adr home using the adrci command "set base" and "set homepath"

DIA-48495: Interrupt requested

Cause: User requested to interrupt the current action

Action: No action is needed

DIA-48496: "string" is a mandatory keyword for the command

Cause: The keyword is not specified for the command

Action: Input the keyword

DIA-48497: "string" is an invalid product type

Cause: The product type is not registered

Action: Check the product type

DIA-48499: The value of the keyword "string" exceeds the maximum length string

Cause: The keyword value is too long

Action: Check the limit and input again

DIA-48500: File Write Error [string] [string]

Cause: Number of bytes written differs from number requested. Possibly due to out of disk space.

Action: Ensure sufficient disk space.

DIA-48501: File Read Error [string] [string]

Cause: Number of bytes read differs from number requested. Possibly due due to corrupted file.

Action: Recreate the file.

DIA-48502: Invalid Command Line - Missing Required Elements

Cause: Missing required command line arguments.

Action: Review the help message and supply the required arguments.

DIA-48503: Invalid Parameter Specified

Cause: Invalid input parameter supplied.

Action: Review the help message and correct the invalid input parameter.

DIA-48504: Relation Parameter Must be Specified

Cause: Relation parameter must be specified during ADR export.

Action: Supply the relation parameter.

DIA-48505: File Parameter Must be Specified

Cause: File parameter must be specified during ADR import.

Action: Supply the file parameter.

DIA-48506: Existing Relation at different version than export [string] [string]

Cause: Attempting to import into an existing relation and the schema version of that relation differs from the schema of the relation that was exported.

Action: Drop the existing relation if you still wish to import the relation.

DIA-48507: Predicate Not Allowed during Import

Cause: The predicate option is not allowed during ADR import.

Action: Remove the predicate argument.

DIA-48508: Export File Version [string] Can Not be Used by Import [string]

Cause: The version of the export file is not able to be read by this version of ADR import.

Action: Rerun the export using the current version of ADR export.

DIA-48509: Error occurred during operation. See the following errors

Cause: An underlying error has occurred.

Action: Review and correct the underlying error.

DIA-48510: Can not export an in memory relation

Cause: In memory relations can not be exported.

Action: Pick a different relation.

DIA-48600: HM run with name [string] already exists

Cause: The specified run name already existed.

Action: Specify different run name and re-run the check

DIA-48615: Parameter [string] value not specified

Cause: Run was invoked without specifying the parameter and its value

Action: Specify the needed parameter and its value

DIA-48618: Invalid HM run name specified

Cause: An invalid Health Monitor (HM) run name was specified.

Action: Specify a HM run name using only alphanumeric and underscore characters.

DIA-48800: "string" for the keyword "string" is not in the right format of timestamp

Cause: The value format is not right

Action: Check the format ADRCI supports

DIA-48801: The option "string" is duplicated

Cause: The option has been specified more than once

Action: Check the input

DIA-48802: The options "%0!s" and "%1!s" are mutually exclusive.

Cause: An attempt was made to specify the two options together.

Action: Specify only one of the options.

DIA-48803: The keyword "string" is not defined for this command

Cause: The keyword is invalid

Action: Check the valid keywords for the command

DIA-48804: The command needs at least one file input

Cause: No files are specified to view

Action: Input the files

DIA-48805: BEGIN BACKUP issued already - must do an END BACKUP first

Cause: A begin backup was already issued.

Action: Issue END BACKUP

DIA-48806: Unknown Function Reference (*string*)

Cause: The function reference is not a valid function

Action: Change the reference

DIA-48807: The SET subcommand requires at least one additional parameter

Cause: An argument was not specified for the SET subcommand.

Action: Specify additional arguments or precede the command with help.

DIA-48808: malformed SET CONTROL command - see "HELP SET CONTROL"

Cause: Improper syntax was specified for the SET CONTROL command.

Action: Specify additional arguments or use the HELP SET CONTROL command for more information.

DIA-48809: The number of estimate parameters exceeds the maximum allowed [*string*].

Cause: The estimate parameters exceeded the maximum number allowed.

Action: Check the parameters. If the parameters are correct, contact Oracle Support Services.

DIA-48810: malformed ESTIMATE command - see "HELP ESTIMATE"

Cause: Improper syntax was specified for the ESTIMATE command.

Action: Specify additional arguments or use the HELP ESTIMATE command for more information.

DIA-48900: Illegal Input Argument [*string*]

Cause: The input argument is invalid

Action: Check the input parameter

DIA-48906: Parser context is not valid

Cause: The parser context is not initialized

Action: Call the initialization routine first before using the context

DIA-48907: The end of file is reached

Cause: The end of file is reached

Action: Handle the end of file

DIA-48908: No trace files are found

Cause: This is no file in the navigator context, either it is done with parsing, or no file is pushed

Action: Check if the file is added to the context

DIA-48909: Scan context is not initialized

Cause: The scan context is not initialized

Action: call the initialization routine of the scan context

DIA-48912: The specified trace filename is too long

Cause: The resulting trace filename length exceeds the maximum length

Action: Use a smaller trace filename suffix or move ADR higher in the directory hierarchy

DIA-48913: Writing into trace file failed, file size limit [*string*] reached

Cause: An attempt was made to write into a trace file that exceeds the trace's file size limit

Action: increase the trace's file size limit.

DIA-48914: File position is not in right format

Cause: The file position format is not right

Action: Check if the file format string is the right one

DIA-48928: The predicate exceeds the max limit *string*

Cause: The predicate is too long, exceeds the max limit

Action: Use a shorter predicate

DIA-48929: The trace record size exceeded the max size that can be read [*string*]

Cause: A trace record is too large to be read by the ADR viewer

Action: Report to Oracle

DIA-48930: Cannot allocate memory for processing traces

Cause: A memory allocation request failed

Action: Report to Oracle

DIA-48934: invalid input for the file name identifier

Cause: An invalid input was given for the file name identifier. The file name is not allowed to have slashes ('/', '/') and is not allowed to refer to the parent directory using the '..' characters.

Action: Check the file name and provide a valid input.

DIA-48936: The number of relations exceeds maximum number [*string*]

Cause: Too many relations listed

Action: Reduce the number

DIA-48937: Feature (*string*) currently not allowed for SELECT

Cause: Feature is not allowed

Action: Remove feature

DIA-48938: View select column count differs from select alias list

Cause: The view alias list has a different number of fields than the select list"

Action: Change the alias list or view select statement

DIA-48939: Select * not allowed in a CREATE VIEW

Cause: * is currently not allowed for a create view select list

Action: List the fields explicitly

DIA-49315: Invalid incident type specified [*string*]

Cause: The specified incident type is not defined in this ADR.

Action: Specify an available incident type.

DIA-49404: No such package [*string*]

Cause: The specified package does not exist.

Action: Specify an existing package.

DIA-49405: Cannot change package name [*string*] [*string*]

Cause: Attempted to change package name after package generation.

Action: Use current name, or create a new package with the desired name.

DIA-49406: Undefined configuration parameter specified [*string*]

Cause: The specified configuration parameter was not found in ADR.

Action: Specify an existing parameter. Re-populate parameters if necessary.

DIA-49407: No unpacking history in this home

Cause: No packages were unpacked into this home.

Action: Verify the current home. Unpack a package if necessary.

DIA-49408: Invalid home specified [*string*]

Cause: An invalid ADR_HOME was specified.

Action: Verify that the directory exists, and has the correct structure.

DIA-49409: Incremental package provided when complete expected

Cause: No packages were unpacked into this home.

Action: Provide a complete package, or use FORCE option.

DIA-49410: Not an IPS package

Cause: The specified file was not an IPS package.

Action: Verify that the file is a valid zip file with expected contents.

DIA-49412: Package ID does not match existing ID [*string*] [*string*]

Cause: The package ID in package file did not match previously unpacked packages.

Action: Use the correct location for unpacking the package.

DIA-49413: Package name does not match existing name [*string*] [*string*]

Cause: The package name in package file did not match previously unpacked packages.

Action: Use the correct location for unpacking the package.

DIA-49414: Package sequence later than expected [*string*] [*string*]

Cause: The package sequence in package file was later than expected.

Action: Apply packages in correct order, or use FORCE option.

DIA-49415: Package sequence earlier than expected [*string*] [*string*]

Cause: The package sequence in package file was earlier than expected.

Action: Apply packages in correct order, or use FORCE option.

DIA-49416: Earlier package sequence applied with FORCE option [string] [string]

Cause: An earlier package sequence was applied using the FORCE option.

Action: Apply a complete sequence which is later than any already applied, or use FORCE option to apply an incremental package.

DIA-49417: Cannot modify already generated package

Cause: Attempted to change package attributes after package generation.

Action: Create a new package with the desired name.

DIA-49418: Invalid package name specified

Cause: An invalid Incident Packaging Service (IPS) package name was specified.

Action: Specify a package name using only alphanumeric and underscore characters.

DIA-49420: Package too large [string] [string]

Cause: The package is too large.

Action: Remove some files or incidents from the package, or try using incremental mode.

DIA-49421: Maximum number of package files generated [string]

Cause: The command generated the maximum number of package files.

Action: Remove some files or incidents from the package, or use incremental mode to generate additional files.

DIA-49423: File outside ADR not allowed

Cause: The specified file is not within the ADR directory structure.

Action: Specify a file inside ADR.

DIA-49424: Directory outside ADR not allowed

Cause: The specified directory is not within the ADR directory structure.

Action: Specify a directory inside ADR.

DIA-49425: File inside ADR not allowed

Cause: The specified file is within the ADR directory structure.

Action: Specify a file outside ADR.

DIA-49426: Directory inside ADR not allowed

Cause: The specified directory is within the ADR directory structure.

Action: Specify a directory outside ADR.

DIA-49427: No such file or file not accessible [string]

Cause: The specified file does not exist or cannot be accessed.

Action: Create the file or verify file permissions.

DIA-49428: No such directory or directory not accessible [string]

Cause: The specified directory does not exist or cannot be accessed.

Action: Create the directory or verify directory permissions.

DIA-49429: File already exists and OVERWRITE option not specified [string]

Cause: The client attempted to create a file that already exists.

Action: Either remove the file or use the OVERWRITE option.

DIA-49430: No such problem [*string*]

Cause: The specified problem does not exist.

Action: Specify a problem that exists in this repository.

DIA-49431: No such incident [*string*]

Cause: The specified incident does not exist.

Action: Specify an incident that exists in this repository.

DIA-49432: Problem not part of package [*string*]

Cause: The specified problem is not included in the package.

Action: Specify a problem that is included in the package.

DIA-49433: Incident not part of package [*string*]

Cause: The specified incident is not included in the package.

Action: Specify an incident that is included in the package.

DIA-49434: Invalid date format

Cause: An invalid format was used to specify a date

Action: Specify the date in a supported format.

DIA-49435: Flood-controlled incident not allowed here [*string*]

Cause: A flood-controlled incident cannot be included in a package

Action: Specify an incident that is not flood-controlled

DIA-49436: Date conversion error [*string*]

Cause: An invalid format was used to specify a date

Action: Specify the date in a supported format.

DIA-49440: Warnings while unpacking package, details in file *string*

Cause: There were some non-fatal errors when unpacking a package

Action: Review the specified unpacking log file

DIA-49441: Warnings while finalizing package, details in file *string*

Cause: There were some non-fatal errors when finalizing a package

Action: Review the specified finalize log file

DIA-49450: Non-zero return code from archiving utility [*string*] [*string*]

Cause: The archiving utility (zip/unzip) returned a warning or error.

Action: Verify that the file and directory exist and are readable, and that the file is a valid zip file.

DIA-49451: Archive file structure error [*string*] [*string*]

Cause: The archiving utility (zip/unzip) returned an error indicating that the archive file structure is incorrect.

Action: Verify that the file was transferred correctly and that the file is a valid zip file.

DIA-49452: Archiving utility out of memory [*string*] [*string*]

Cause: The archiving utility (zip/unzip) returned an error indicating that it was unable to allocate enough memory.

Action: Check for operating system limitations on process memory usage.

DIA-49453: Invalid command invoking archiving utility [string] [string]

Cause: The archiving utility (zip/unzip) was invoked with an invalid command line, or with invalid options.

Action: Verify that there are no operating system settings affecting the behavior of the archiving utility..

DIA-49454: Archive is missing or empty [string] [string]

Cause: The specified archive does not exist, or is empty.

Action: Check if the specified archive exists.

DIA-49455: Archive I/O failed [string] [string]

Cause: An attempt to create, write to or read from an archive failed.

Action: Verify that operating system I/O operations are working correctly.

DIA-49456: Operation failed due to insufficient disk space [string] [string]

Cause: An operation on an archive failed due to insufficient disk space.

Action: Verify that there is sufficient disk space. Check for operating system quotas or other restrictions.

DIA-49601: syntax error: found "string": expecting one of: "string" etc..

Cause: Syntax error discovered when processing event specification

Action: Enter correct event specification

DIA-49701: Parameter 'string' is NULL.

Cause: NULL was passed to a function that requires a non-NULL parameter.

Action: Pass a valid non-NULL parameter.

DIA-49702: unable to allocate 'string' bytes of external procedure call memory

Cause: An attempt to allocate memory in a C external procedure failed due to insufficient memory.

Action: Try the operation again.

DIA-49703: invalid ADR service name

Cause: A NULL or undefined Automatic Diagnostic Repository (ADR) service name was specified.

Action: Specify a valid ADR service name.

DIA-49704: invalid incident ID

Cause: A NULL or nonpositive incident ID was specified.

Action: Specify a valid ADR incident ID.

DIA-49800: ADR block file [string] could not be opened using direct I/O

Cause: An error was encountered when attempting to open an Automatic Diagnostic Repository (ADR) block file using O_DIRECT. The system automatically retries the open without using O_DIRECT.

Action: No action is required.

DIA-49802: missing read, write, or execute permission on specified ADR home directory [string]

Cause: The specified Automatic Diagnostic Repository (ADR) home directory did not have the correct permissions.

Action: Check the read, write, and execute permissions on the specified ADR home directory.

DIA-49803: Purge not possible due to incompatible schema version.

Cause: The Automatic Diagnostic Repository (ADR) found on disk was different from the version in the library.

Action: Start the product to migrate automatically or use the ADRCI utility command MIGRATE SCHEMA.

DIA-49804: cannot modify ADR PDB parameter *string*

Cause: An attempt was made to alter the Automatic Diagnostic Repository (ADR) pluggable database (PDB) - only parameters from a non-consolidated database or root container of a consolidated database.

Action: ADR PDB parameters cannot be altered from non-consolidated database or root container of a consolidated database. Switch to a PDB to perform the operation.

DIA-49900: cannot modify parameter *string*

Cause: An attempt was made to alter the parameter from a non-consolidated database or pluggable database.

Action: The parameter can only be altered in the root container of a consolidated database.

DIA-51001: check [*string*] not found in HM catalog

Cause: checker name might have been misspelled

Action: retry running check with proper checker name

DIA-51003: run parameters not formatted correctly

Cause: Run parameters were given in a wrong format

Action: Correct the run params text and try again

DIA-51004: Check doesn't take any input params

Cause: run params were passed to the check, which doesn't take any inputs

Action: don't pass any run params and try again

DIA-51006: unexpected delimiter ';' in the run params text

Cause: run params were not properly formatted.

Action: correct the run params format and try again

DIA-51007: parameter [*string*] not registered with this check

Cause: Wrong inputs were given to this check.

Action: correct the run params and try the check again

DIA-51008: parameter [*string*] value is not a proper number

Cause: the given parameter value is a not a proper number

Action: correct the run params and try again

DIA-51025: check name should be non NULL value

Cause: NULL value was passed for check name

Action: give a proper check name and retry again

DIA-51035: invalid timeout value

Cause: User specified an invalid timeout value

Action: n/a

DIA-51036: check [string] can only be executed in database instance

Cause: An attempt was made to run database-specific check in ASM environment

Action: Don't run the check in ASM environment

DIA-51037: check [string] can only be executed in ASM instance

Cause: An attempt was made to run ASM-specific check in a database environment

Action: Don't run the check in database environment

DIA-51102: cannot change priority of a critical failure string

Cause: An attempt was made to change priority of a failure with CRITICAL priority.

Action: No action is required.

DIA-51103: cannot change priority of a closed failure string

Cause: An attempt was made to change priority of a closed failure.

Action: No action is required.

DIA-51105: cannot change priority of a failure to CRITICAL

Cause: An attempt was made to change priority of a failure to CRITICAL.

Action: No action is required.

DIA-51106: check failed to complete due to an error. See error below

Cause: While executing the check, an unexpected error occurred.

Action: Check the errors below and try rerunning the check.

DIA-51107: failures are changing too rapidly - retry command

Cause: Failures were added or closed during a Data Recovery Advisor command.

Action: Retry the command.

DIA-51108: unable to access diagnostic repository - retry command

Cause: A lock or timeout error occurred when trying to read failure or repair data from the Automatic Diagnostic Repository.

Action: Retry the command.

DIA-51109: repair script file is too large

Cause: Data Recovery Advisor generated a repair script file that was too large.

Action: Retry the command with fewer failures selected.

DIA-51110: buffer size [string] is too small - [string] is needed

Cause: An internal buffer was too small.

Action: This is an internal error. Contact Oracle Support Services.

DIA-51111: failure revalidation timed out

Cause: Data Recovery Manager was unable to revalidate all failures before timing out.

Action: Increase timeout and retry the command.

DIA-51190: Internal error [*string*], [*string*] from DBMS_IR

Cause: An unexpected error occurred while executing a routine in the DBMS_IR package.

Action: This is an internal error. Contact Oracle Support Services.

DIA-51191: Too many files opened

Cause: Data Recovery Advisor attempted to open too many files using the DBMS_IR package.

Action: This is an internal error. Contact Oracle Support Services.

DIA-51192: File not open

Cause: Data Recovery Advisor attempted to read or write from a file that was not open.

Action: This is an internal error. Contact Oracle Support Services.

DIA-51193: invalid parameter value

Cause: An invalid parameter value was supplied in a call to the DBMS_IR package.

Action: Fix the parameter value and retry the call.

DIA-51303: illegal check mask value specified

Cause: An illegal check mask value was specified.

Action: Specify one of the following legal values: COLUMN_CHECKS, ROW_CHECKS, REFERENTIAL_CHECKS, or ALL.

DIA-51316: No check meta-data found on specified table *string*

Cause: No check meta-data was found for the object

Action: Table may not exist or no checks currently defined for the table

DIA-51700: Invalid file URL

Cause: A URL with invalid syntax was provided, either directly to the function or through an XML IMPORT or INCLUDE.

Action: Check the URL.

DIA-51701: Invalid file URL or path prefix

Cause: Either a URL or path prefix with invalid syntax was provided.

Action: Check the URL.

DIA-51702: Could not find file at URL provided

Cause: The file requested could not be found in the given location.

Action: Check the URL provided.

DIA-51703: Missing *body* tag from HTML

Cause: An HTML document was passed to the function missing its *body* tag.

Action: Check the HTML source.

DIA-51704: Error *string* received from XPath engine

Cause: An error was received from the XPath library during an XPath operation.

Action: Check xmlerr.h to understand the cause of the error and correct the relevant client code.

DIA-51705: XML *string* error: *string "string"*

Cause: An error was received from an underlying XDK API and is being resigalled.

Action: Check xmlerr.h to understand the cause of the error and correct the relevant client code.



DRG-10000 to DRG-52404

DRG-10000: failed to read column *string.string*

Cause: Error during read of specified text column

Action: check existence and privs of column

DRG-10001: can not access result table *string*

Cause: specified table does not exist or server does not have write privileges

Action: check result table

DRG-10002: can not insert into result table

Cause: text server is not privileged to insert, tablespace exhausted

Action: check privileges and tablespace

DRG-10011: invalid object name *string*

Cause: a table, column or procedure name specified had an invalid format. It is either too long or contains illegal characters. Probably you are passing in incorrect parameters.

Action: check parameter values

DRG-10015: id exceeds limit(2147483642) of a number

Cause: the limit of an id is 2147483642

Action: use an id with value 214748364 or under

DRG-10016: you must be the owner to modify this object

Cause: you tried to modify an object which you do not own

Action: have the owner modify the object

DRG-10017: you must be *string* to do this: *string*

Cause: you tried to modify an object which you have no privilege

Action: have the owner modify the object

DRG-10100: invalid argument found: *string*

Cause: invalid command argument was specified

Action: check the documentation for the legal arguments and re-execute the command

DRG-10101: no value for argument: *string*

Cause: this argument requires value(s)

Action: re-execute the command with the correct argument value(s)

DRG-10102: mandatory argument missing: *string*

Cause: this argument is mandatory

Action: re-execute the command and specify the argument

DRG-10103: illegal value for argument: *string*

Cause: an illegal value was passed to this argument

Action: check the documentation for the legal values for this argument

DRG-10200: invalid server personality mask: *string*

Cause: the specification for the server personality mask is invalid

Action: check the documentation and specify the correct mask

DRG-10202: server failed to register

Cause: the server failed to register itself with the data dictionary

Action: look at the next error on the stack

DRG-10203: server named *string* does not exist

Cause: update was called with the name of a server that does not exist

Action: correct the name of the server

DRG-10204: server update failed

Cause: the attempt to update the server failed

Action: look at the next error on the stack

DRG-10205: server deregister failed

Cause: the attempt to deregister the server from the data dictionary failed

Action: look at the next error on the stack

DRG-10206: failed to perform recovery for a server or client

Cause: Contact oracle support

Action: Contact oracle support

DRG-10301: timed out waiting for responses from servers

Cause: Not enough servers are running to handle the current system load, and a large backlog of commands has accumulated; perhaps no servers are running. This message could also indicate an internal error where one of the servers has crashed trying to process a given request

Action: Check that enough servers are running, and that they are processing commands of the correct type. For instance, a DDL command might timeout if all the servers are setup to exclusively process query commands. Also, check the server log files.

DRG-10302: interrupted waiting for responses from servers

Cause: User interrupted the request before it was completed

Action: Restart the request

DRG-10303: could not queue given commands to be processed

Cause: The given command or commands could not (all) be queued. This could indicate an extremely high system load, but it is more likely an internal error.

Action: Check if any servers are running to process the command.

DRG-10304: unexpected error sending command(s) to Oracle Text server

Cause: There was an unexpected error sending command(s) to server

Action: Call customer support.

DRG-10305: pipe *string* is full

Cause: Could not send command to pipe, because the pipe was full

Action: Check if any servers are running to process the commands on that pipe

DRG-10306: server terminated unexpectedly while processing command

Cause: The server shutdown during execution of your command. This could be caused by a shutdown abort, or by an internal error in the server.

Action: If the server terminated had an internal error, contact customer support.

DRG-10307: no servers running

Cause: Could not process command because no servers are running with the correct personality mask.

Action: Start some servers with correct personality mask.

DRG-10308: no server with the required *string* personality mask is running

Cause: Could not process command because no servers are running with the correct personality mask.

Action: Start some servers with correct personality mask.

DRG-10309: not enough job queue processes

Cause: Could not process command because no servers with the correct personality mask are running.

Action: increase the JOB_QUEUE_PROCESSES initialization parameter or reduce the parallel degree for this statement.

DRG-10310: servers were shutdown before processing request

Cause: The command could not be completed because the servers were shut down or terminated before processing the request.

Action: Start another server with the correct personality mask.

DRG-10311: remote send not supported

Cause: You tried to specify a database link in an index specification

Action: Specify only local index names

DRG-10312: logfile name must be specified

Cause: You tried to start logging without specifying a logfile name

Action: Specify a logfile name

DRG-10313: logging has already been started

Cause: You tried to start logging even though logging has already been started

Action: Stop logging first, or ignore

DRG-10314: logging has not been started

Cause: You tried to stop logging even though logging has not been started

Action: Start logging first, or ignore

DRG-10315: logging is not supported on MTS

Cause: You tried to start logging on MTS

Action: n/a

DRG-10500: CREATE_INDEX failed: column spec *string*

Cause: failed to create text index on the specified column

Action: See the next errors on stack and take appropriate action

DRG-10501: invalid stopword: *string*

Cause: The stopword specified could be lexed into multiple tokens with current lexer preference

Action: Check lexer preference and Respecifies the stopword

DRG-10502: index *string* does not exist

Cause: the specified index does not exist or you do not have access to it.

Action: Specify an existing index

DRG-10503: table *string* cannot be indexed because it has no primary key

Cause: a textkey needs to be a single column unique key whose length does not exceed 64 bytes. no such key was defined as an unique index or declared as a primary or unique key constraint

Action: create a suitable textkey for the table or specify it explicitly in this procedure call

DRG-10504: primary key is required when using the DETAIL_DATASTORE

Cause: you tried to use the detail datastore to index a table with no primary key constraint

Action: add a primary key constraint on the table

DRG-10506: table does not exist: *string*

Cause: The table, view, or synonym specified does not exist. There may also be a permissions problem reading the table.

Action: Reinvoke the operation with the correct table name

DRG-10507: duplicate index name: *string*

Cause: the specified index already exists in the dictionary

Action: this index can be updated or deleted, however this is only allowed if there is no text index available on the text column

DRG-10509: invalid text column: *string*

Cause: the column specified is not valid

Action: check that the followings are valid: a) text column is of supported datatype b) valid table name, column name in the specification.

DRG-10510: stopword is missing

Cause: The stopword to be added was not specified.

Action: Specify the stopword

DRG-10511: index *string* does not exist or is incomplete

Cause: index creation is not complete

Action: create index before performing this operation

DRG-10513: index *string* metadata is corrupt

Cause: dictionary contains bad preferences for this index

Action: contact you DBA

DRG-10516: failed to perform DDL operation due to an Oracle error

Cause: the ddl operation requested has failed because of an Oracle error

Action: see the Oracle error on the stack and take the appropriate action

DRG-10517: index *string* is already valid

Cause: The index was in a valid state and did not need the requested operation.

Action: Check the requested operation

DRG-10518: an operation is in progress which conflicts with *string* request

Cause: another session is operating on this index. it could be: a) DML is requested and DDL is in progress or b) DDL is requested and DML is in progress operation on the index

Action: try again later

DRG-10520: failed to drop index: *string*

Cause: Failed to drop index on the specified index

Action: see the Oracle error on the stack and take the appropriate action

DRG-10525: missing REBUILD keyword

Cause: all Oracle Text alter index options require the REBUILD keyword

Action: specify alter index with the REBUILD keyword

DRG-10528: primary keys of type *string* are not allowed

Cause: you tried to create an index on a table with an illegal primary key datatype

Action: change the textkey to one of the followings: VARCHAR2, NUMBER, VARCHAR, DATE, CHAR, MLSLABEL

DRG-10531: parallel parameter must be > 0

Cause: you called create index with parallel = 0

Action: specify with value > 0

DRG-10532: table is not partitioned

Cause: you called parallel create index on non-partitioned table

Action: recreate the table with partitions or remove the PARALLEL clause

DRG-10533: invalid user name: *string*

Cause: you specified a user name that is invalid

Action: specify the correct user name

DRG-10535: failed to optimize text index *string*

Cause: the optimize operation requested has failed because of an Oracle error

Action: see the Oracle error on the stack and take the appropriate action

DRG-10549: length of the object name *string* exceeded the limit

Cause: object name has exceeded the maximum length of 30 bytes

Action: Reduce the length of the object name if you want to re-create it

DRG-10550: illegal syntax for index, preference, source or section name

Cause: name may have additional periods(.)

Action: check the syntax of the name

DRG-10553: illegal syntax for column specification *string*

Cause: column specification may have additional periods(.)

Action: check the syntax of column specification if you want to re-create it

DRG-10561: index *string* is not valid for requested operation

Cause: The index was not in a valid state due to some prior error.

Action: Drop index and create index again.

DRG-10562: missing alter index parameter

Cause: The parameter string was missing

Action: Provide correct parameter string with regard to the requested alter index operation.

DRG-10569: table or column does not exist: *string*

Cause: The table, view, synonym or column specified does not exist. There may also be a permissions problem reading the table.

Action: Reinvoke the operation with the correct table name or column name

DRG-10573: index *string* is obsolete

Cause: you specified an obsolete index

Action: perform upgrade_index on the index

DRG-10574: failed to upgrade text index *string*

Cause: the upgrade operation has failed because of an Oracle error

Action: see the Oracle error on the stack and take the appropriate action

DRG-10579: must provide text query criteria

Cause: text query criteria is mandatory

Action: provide text query criteria

DRG-10580: parallel indexing is not supported: *string*

Cause: attempted to create index with parallel servers

Action: Drop index and set parallel to 1 in create index

DRG-10581: indirect datastores cannot be used with long or lob text columns

Cause: You tried to create an index on a long or lob column using an indirect datastore such as the file or url datastores

Action: Use direct datastore or a varchar column

DRG-10582: column *string* does not exist in table *string*

Cause: you specified an invalid column

Action: specify valid column

DRG-10583: TRUNCATE INDEX failed: *string*

Cause: Failed to truncate index

Action: See the next errors on stack and take appropriate action

DRG-10584: failed to *string string string* due to an Oracle error
Cause: a DDL operation on an index object failed due to SQL error
Action: see following error

DRG-10595: ALTER INDEX *string* failed
Cause: failed to alter index
Action: See the next errors on stack and take appropriate action

DRG-10597: invalid rebuild online operation
Cause: REBUILD ONLINE is not supported for requested operation.
Action: Alter index without the online option.

DRG-10598: invalid parallel operation
Cause: PARALLEL is not supported for requested operation.
Action: Alter index without the parallel option

DRG-10599: column is not indexed
Cause: The column specified is not indexed.
Action: Create index on the column before performing this operation

DRG-10600: Optimization encountered ORA-01555 error
Cause: Optimization ran into the snapshot too old error.
Action: Increase undo tablespace

DRG-10601: failed to remove pending DML for this index
Cause: The system could not remove triggers setup to monitor updates to the requested table
Action: See next error on stack to determine course of action. Call Oracle support if necessary. Until this error is fixed, updates to all text columns in the given table may not be indexed.

DRG-10602: failed to queue DML change to column *string* for primary key *string*
Cause: The system could not record that a change had been made to the given column
Action: See next error on stack to determine course of action. Call Oracle support if necessary. Until this error is fixed, updates to all text columns in the given table may not be indexed.

DRG-10606: server failed to access the DML Queue
Cause: The server was had an error accessing the DML Queue
Action: See next error on stack.

DRG-10607: index meta data is not ready yet for queuing DML
Cause: the meta data for the index has not been created yet
Action: retry the DML operation

DRG-10608: rowid to primary key mapping not available in base table
Cause: Procedural replication is on and no rowid to primary key mapping available in base table
Action: Modify base table to include a primary key

DRG-10609: cannot encode composite key with more than 16 columns

Cause: Cannot encode composite key with more than 16 columns

Action: Modify base table to have composite key with less than 16 columns

DRG-10610: Procedure not supported with Procedural replication on: *string*

Cause: This procedure is not supported when Procedural replication is on

Action: Turn off procedural replication to execute this procedure

DRG-10700: preference does not exist: *string*

Cause: the preference name specified does not exist

Action: retry with the correct preference name

DRG-10701: preference *string.string* already exists

Cause: the specified preference already exists

Action: must drop the preference if you want to re-create it.

DRG-10702: cannot create or modify preference in another user's schema

Cause: you tried to create a preference for another user

Action: owner or CTXSYS or a user who has CTXADMIN role should create preference

DRG-10703: invalid framework object *string*

Cause: you specified an invalid object type

Action: use a valid framework object

DRG-10704: preference *string* does not have an attribute named *string*

Cause: you tried to set value for a invalid attribute (not supported by the object).

Action: specify the correct attribute name

DRG-10705: invalid value *string* for attribute *string*

Cause: you tried to set an illegal value for an attribute

Action: specify the correct attribute value for the datatype of the attribute

DRG-10706: length of *string* exceeds maximum size of *string*

Cause: Parameter is too many bytes

Action: Correct preference setting and resubmit

DRG-10707: a value is required for attribute *string* of preference *string*

Cause: A required attribute was not provided

Action: Correct preference setting and resubmit

DRG-10708: invalid class id *string* for preference *string*

Cause: the specified class id is not correct for the specified preference

Action: specify the correct class id

DRG-10709: this preference is referenced by *string* and cannot be dropped

Cause: the specified preference is used as part of another preference and cannot be dropped until the referring preference is modified

Action: modify the referring preference

DRG-10710: Invalid value *string* for *string* attribute

Cause: Invalid value provided for save_copy attribute It should be one of these: (PLAINTEXT, FILTERED, NONE)

Action: Provide correct SAVE_COPY attribute value

DRG-10711: Invalid value for SAVE_COPY attribute: *string*

Cause: Invalid value provided for SAVE_COPY attribute. It should be a boolean value

Action: Provide boolean value for SAVE_COPY attribute

DRG-10712: preference *string* already has value for an attribute named *string*

Cause: Cannot call set_sec_grp_attr for an attribute whose value is already set in a preference

Action: Call add_sec_grp_attr_val to add an additional value for attribute

DRG-10713: preference *string* does not have any value for attribute named *string*

Cause: Cannot call add_sec_grp_attr_val for an attribute without calling set_sec_grp_attr for the same attribute

Action: Call set_sec_grp_attr to set value for attribute and then call add_sec_grp_attr_val to add an additional value for attribute

DRG-10714: cannot add or remove value for attribute named *string*

Cause: Cannot call add_sec_grp_attr_val or rem_sec_grp_attr_val for a boolean attribute

Action: Do not call add_set_grp_attr_val or rem_sec_grp_attr_val for a boolean attribute. Use set_sec_grp_attr and unset_sec_grp_attr instead.

DRG-10715: preference *string* has incompatible values for *string* and *string*

Cause: Cannot set related attributes to incompatible values

Action: Set or add a compatible value for related attributes

DRG-10716: invalid prefix_ns_mapping attribute value *string*

Cause: Value of prefix_ns_mapping is neither of the form xmlns:px="ns" nor of the form xmlns="ns"

Action: Call rem_sec_grp_attr_val to remove this prefix_ns_mapping attribute value.

DRG-10717: incompatible index settings

Cause: Invalid combination of PATH_SECTION_GROUP, DATAGUIDE attribute and NEVER_POPULATE

Action: Use a valid combination of PATH_SECTION_GROUP, DATAGUIDE attribute and NEVER_POPULATE

DRG-10718: operation not supported with NEVER_POPULATE

Cause: Operation is not supported with NEVER_POPULATE index option

Action: Operation is not supported with NEVER_POPULATE index option

DRG-10719: Value of stage_itab_max_rows can only be either 0 or >=1000

Cause: Invalid value for stage_itab_max_rows

Action: Provide correct value for stage_itab_max_rows

DRG-10720: syntax only supported with constraint: *string*

Cause: The syntax was invalid.

Action: Simplified syntax is only supported with constraints.

DRG-10721: ALTER INDEX does not support this operation

Cause: ALTER INDEX supported only with JSON_ENABLE and IS JSON constraint. Any degradation of the index state is not supported either.

Action: Ensure constraints are met. For degrading index state, please drop and recreate the index

DRG-10750: unknown parameter *string*

Cause: Unrecognized parameter

Action: Specify correct parameter

DRG-10751: invalid value for parameter

Cause: Wrong data type or out of range

Action: Specify correct parameter value

DRG-10752: DEFAULT_INDEX_MEMORY cannot be greater than MAX_INDEX_MEMORY

Cause: You tried to set DEFAULT_INDEX_MEMORY to a value higher than the maximum set in MAX_INDEX_MEMORY

Action: Specify a lower value

DRG-10753: invalid size (in bytes) string *string*

Cause: You specified an incorrectly formatted size string

Action: Specify a correctly formatted size string

DRG-10754: Size (in bytes) must be between *string* and *string*

Cause: You specified size (in bytes) which is outside the allowed range

Action: Specify size (in bytes) within the allowed range

DRG-10755: *string* and *string* have characters in common

Cause: the join character sets cannot have characters in common

Action: Correct the attribute values and resubmit

DRG-10756: neither text indexing nor theme indexing has been selected

Cause: INDEX_TEXT and INDEX_THEMES preferences both cannot be FALSE.

Action: Set either of INDEX_TEXT or INDEX_THEMES or both to TRUE.

DRG-10757: stoplist cannot have more than 4096 stopwords

Cause: a stoplist cannot have more than 4096 stopwords. This includes stopthemes.

Action: none required

DRG-10758: index owner does not have the privilege to use file or URL datastore

Cause: index owner does not have the role defined in FILE_ACCESS_ROLE

Action: grant index owner the appropriate role

DRG-10759: invalid role

Cause: the role does not exist in the database

Action: check the role name or create the role

DRG-10760: illegal format for procedure name

Cause: the procedure name specified is invalid. For instance, it may have a semicolon

Action: check the procedure name

DRG-10761: procedure *string* does not exist

Cause: the specified procedure could not be found

Action: check input. Try a fully-specified format such as OWNER.OBJECT

DRG-10762: index owner does not have access to procedure *string*

Cause: the index owner does not have execute privilege on the specified procedure

Action: grant index owner execute permission on the procedure

DRG-10763: value *string* is not a valid character set

Cause: the value specified for the filename_charset attribute of the file datastore is not a valid character set name

Action: specify a valid Oracle character set name

DRG-10764: only SYS can modify FILE_ACCESS_ROLE

Cause: For security reasons, only SYS can modify the FILE_ACCESS_ROLE system parameter

Action: Connect as SYS before modifying the parameter

DRG-10765: stoplist cannot have more than 250 stopclasses with stoppatterns

Cause: a stoplist cannot have more than 250 stopclasses with stoppatterns. This does not include NUMBERS stopclass.

Action: none required

DRG-10800: query failed: *string string string*

Cause: Failed to process the query

Action: Check the errors on stack and take appropriate action

DRG-10801: cannot create an SQE for another user

Cause: You tried to create an SQE for another user

Action: Remove owner from SQE name specification

DRG-10816: display/highlight call failed

Cause: See the next error on the stack.

Action: See the next error on the stack.

DRG-10817: CONTAINS term consists of stopword or phrase of stopwords: *string*

Cause: One or more terms within a CONTAINS query consist of just a stopword or a phrase of just stopwords

Action: Replace the stopword or use stopwords within phrases containing non-stopwords.

DRG-10819: could not open contains cursor

Cause: An error occurred while trying to open a contains cursor

Action: See accompanying error messages in the stack

DRG-10820: invalid contains cursor id

Cause: You tried to fetch or close a contains cursor with an id which does not exist.

Action: Review fetch or close invocation

DRG-10821: contains cursor is not open

Cause: You tried to fetch from a contains cursor which was not open.

Action: Open cursor first

DRG-10822: duplicate query name

Cause: You tried to create a stored query with a name already used.

Action: Use different name

DRG-10823: invalid query name

Cause: The query name specified is not valid

Action: Check the query name

DRG-10825: stored query does not exist: *string*

Cause: The specified stored query does not exist.

Action: Check the query name

DRG-10826: no document with the specified textkey is found

Cause: There is no document with the specified textkey.

Action: Check the textkey

DRG-10827: open_con must be performed before count_last

Cause: last_count returns hit from in-memory query,so an in-memory query must be run before you can use count_last

Action: execute open_con before run count_last

DRG-10828: token *string* is longer than maximum length for column *string*

Cause: A token to be inserted in the feedback table is longer than the maximum allowed column size.

Action: Modify the query, or the column size for feedback table, or feedback procedure arguments accordingly.

DRG-10829: feedback id *string* is longer than the maximum length of *string* bytes

Cause: Feedback id is longer than the maximum allowed length for the feedback_id column.

Action: Use a smaller feedback_id.

DRG-10830: SHARELEVEL is not 0 or 1

Cause: You specified a sharelevel which is not 0 or 1

Action: Use sharelevel equal to 0 or 1 only.

DRG-10831: can not insert into feedback table *string*

Cause: Not privileged to insert.

Action: Check privileges.

DRG-10832: can not delete from feedback table *string*

Cause: Not privileged to delete.

Action: Check privileges.

DRG-10833: feedback failed

Cause: Failed to process feedback request

Action: Check the errors on stack and take appropriate action

DRG-10834: upper-case form of section name *string* too long

Cause: upper-case form of the section name is longer than supported length

Action: reduce length of section name when adding section

DRG-10835: WITHIN operator not supported for theme index

Cause: WITHIN operator used in theme index query

Action: Rewrite query without WITHIN operator

DRG-10836: field section and attribute section can not be nested

Cause: A field section or an attribute section is specified in a nested section search

Action: Rewrite query without nested field sections

DRG-10837: section *string* does not exist

Cause: The given section name does not exist in USER_SECTIONS

Action: Rewrite query with valid section name

DRG-10838: invalid SPAN argument supplied to NEAR

Cause: An invalid value was supplied for SPAN argument to NEAR

Action: Provide a valid SPAN. Valid values are integers from 0 to 100.

DRG-10839: invalid ORDER argument supplied to NEAR

Cause: An invalid value was supplied for ORDER argument to NEAR

Action: Provide a valid ORDER. Valid values are T, TRUE, F, FALSE (case insensitive).

DRG-10840: CONTAINS predicate including 0 is not supported by FIRST_ROWS hint

Cause: User attempts to issue a query with CONTAINS predicate including 0 while giving FIRST_ROWS hint.

Action: remove FIRST_ROWS hint.

DRG-10841: invalid SCORE argument supplied to FUZZY

Cause: An invalid value was supplied for SCORE argument to FUZZY

Action: Provide a valid SCORE. Valid values are integers from 1 to 80.

DRG-10842: invalid NUMRESULTS argument supplied to FUZZY

Cause: An invalid value was supplied for NUMRESULTS argument to FUZZY

Action: Provide a valid NUMRESULTS. Valid values are integers from 0 to 5000.

DRG-10843: invalid WEIGHT argument supplied to FUZZY

Cause: An invalid value was supplied for WEIGHT argument to FUZZY

Action: Set WEIGHT to WEIGHT or NOWEIGHT.

DRG-10844: index cannot execute this structured predicate efficiently

Cause: You specified a combination of condition and order by columns in a catsearch query which cannot be executed by the index's index set efficiently

Action: n/a

DRG-10845: column *string* is not indexed

Cause: You specified a column in a condition or order by which is not part of the ctxcat index

Action: n/a

DRG-10846: order by columns must be all ascending or all descending

Cause: You specified an order by clause which has some columns ascending and some descending. This is not currently supported by catsearch

Action: n/a

DRG-10847: catsearch requires prefix index for this type of query

Cause: For efficient execution of this Vgram query, we require presence of a prefix index.

Action: create a prefix index

DRG-10848: invalid structured clause

Cause: you have specified an invalid structured clause

Action: n/a

DRG-10849: catsearch does not support functional invocation

Cause: the query plan for your query is invoking a catsearch operator functionally rather than as an index rowsource. The catsearch operator does not support functional invocation

Action: add optimizer hints so that all catsearch operators are performed through index scans

DRG-10850: CTXRULE indextype does not support the operator

Cause: Used an operator not supported by CTXRULE. Currently it only supports AND, NEAR, phrase, NOT, WITHIN, OR, ABOUT, EQUIVALENCE, STEM and THESAURUS operators

Action: Rewrite query without this operator

DRG-10851: Invalid grammar *string* specified for query template

Cause: incorrect grammar specification

Action: Rewrite query specifying valid grammar name

DRG-10852: Invalid scoring type *string* specified for query template

Cause: incorrect scoring type specification

Action: Rewrite query specifying valid scoring type (integer/float)

DRG-10853: Catsearch does not support this operator

Cause: unsupported operator specified

Action: Rewrite query using valid operators

DRG-10854: Invalid scoring algorithm *string* specified for query template

Cause: incorrect scoring algorithm specification

Action: Rewrite query specifying valid scoring algorithm (default/count)

DRG-10855: CTXRULE indextype does not support the token type

Cause: Unsupported VGRAM token type 1.

Action: n/a

DRG-10856: SDATA section *string* does not exist

Cause: The given SDATA section name does not exist in USER_SECTIONS

Action: Rewrite query with valid SDATA section name

DRG-10857: literal is not compatible with the data type of the SDATA section

Cause: The given literal is not compatible with the data type of the specified SDATA section.

Action: Rewrite query with a compatible literal

DRG-10858: SDATA operator is not allowed in WITHIN

Cause: A field section or a attribute section is specified in a nested section search

Action: Rewrite query without nested field sections

DRG-10859: Only one predefined scoring component can be used in DEFINESCORE

Cause: More than one predefined scoring component (i.e. RELEVANCE, OCCURRENCE, etc.) is used in the scoring expression of the DEFINESCORE operator

Action: Rewrite query using only one predefined component

DRG-10860: All expressions under the same WITHIN must use the same predefined scoring component

Cause: The query side of the same within mixes different types of scoring components(i.e. RELEVANCE, OCCURRENCE, etc.)

Action: Rewrite query using only one type of predefined component

DRG-10861: COMPLETION score must be used with WITHIN operator

Cause: The completion score is used without using the WITHIN operator

Action: Rewrite query to include a within operator

DRG-10862: *string* attribute cannot be used with CTXRULE indexes

Cause: Used an attribute not supported by CTXRULE. This restriction is due to lack of wildcard support for CTXRULE indexes.

Action: Rewrite query without this attribute

DRG-10863: invalid ORDER argument supplied to NDATA

Cause: An invalid value was supplied for ORDER argument to NDATA

Action: Set ORDER to ORDER or NOORDER.

DRG-10864: invalid PROXIMITY argument supplied to NDATA

Cause: An invalid value was supplied for PROXIMITY argument to NDATA

Action: Set PROXIMITY to PROXIMITY or NOPROXIMITY.

DRG-10865: invalid datatype in user scoring expression

Cause: The scoring expression specified in DEFINESCORE or NORMALIZATION_EXPR in the query template either contains components with unsupported datatypes or does not return numerical values.

Action: Rewrite the scoring expression.

DRG-10866: The right hand operand of MINUS cannot use IGNORE score

Cause: The IGNORE score is used as the right hand operand of MINUS

Action: Rewrite the scoring expression.

DRG-10867: OCCURRENCE and COMPLETION score cannot be used with ABOUT in DEFINESCORE

Cause: The OCCURRENCE and COMPLETION score cannot be used with ABOUT queries

Action: Rewrite the scoring expression.

DRG-10868: matches does not support functional invocation

Cause: the query plan for your query is invoking a matches operator functionally rather than as an index rowsource. The matches operator does not support functional invocation

Action: add optimizer hints so that all matches operators are performed through index scans

DRG-10869: Invalid span supplied to NEAR2 operator

Cause: Near2 span must be between 0 and 100

Action: Use acceptable span

DRG-10870: Invalid weight supplied to NEAR2 operator

Cause: Near2 weights must be between 0 and 10

Action: Use acceptable weight

DRG-10871: NDATA operator not supported with *string*

Cause: NDATA operator is not supported in the specified operation

Action: Rewrite the query without NDATA operator

DRG-10872: Characters cannot be outside *string* in an XML query

Cause: Characters outside *query* element are not valid

Action: Write the characters inside *querytextquery*

DRG-10873: Invalid characters location in the XML query

Cause: Characters between certain elements are not allowed

Action: Write the characters in designed places

DRG-10874: Syntax error in XML Query Template

Cause: XML template is wrong. Possible causes include missing closing tag or receiving invalid attributes or characters.

Action: Check that the query is valid XML

DRG-10875: Missing closing tag in XML Query

Cause: Some tag has been opened and not closed properly.

Action: Close all tags properly

DRG-10876: Invalid ordering of elements in XML Query

Cause: Occurrence of some element that should be only between another element that was not found

Action: Check the proper ordering of elements

DRG-10877: *query* should always start an XML Query

Cause: Either *query* is missing or is wrongly positioned

Action: Insert *query* properly

DRG-10878: Invalid ordering in XML Query: *string* should be *string of string*

Cause: Invalid ordering of tags as of specs

Action: Rewrite query properly

DRG-10879: Invalid *string* element repetition in XML Query

Cause: Invalid repetition of XML element

Action: Rewrite query, merging both repeated elements

DRG-10880: Invalid nesting of *string* in XML Query

Cause: Invalid nesting of same element has been encountered

Action: Either close element properly or avoid nesting

DRG-10881: Invalid setting of *savescore* in *ctxfiltercache*

Cause: *savescore* argument must be true or false

Action: set *savescore* to true or false

DRG-10882: Invalid setting of *topn* in *ctxfiltercache*

Cause: *topn* argument must be true or false

Action: set *topn* to true or false

DRG-10883: *savescore* must be true to use *topn* in *ctxfiltercache*

Cause: *savescore* must be true to use *topn* in *ctxfiltercache*

Action: set *savescore* to true to use *topn* processing

DRG-10884: invalid use of *ctxfiltercache* with *topn*

Cause: *ctxfiltercache* with *topn* must be child of AND, THRESHOLD, or WEIGHT operators

Action: invalid query

DRG-10885: *ctxfiltercache* operator requires non-zero *query_filter_cache_size*

Cause: used *ctxfiltercache* operator with zero *query_filter_cache_size*

Action: Set a non-zero *query_filter_cache_size*

DRG-10886: *topn* must be used with order by score desc in *ctxfiltercache*

Cause: must order query results by score desc when *topn* argument is true

Action: Add order by score desc and use oracle hint DOMAIN_INDEX_SORT

DRG-10887: Query cannot be processed, index partition is set to non-readable mode

Cause: Index partition has been set to non-readable mode

Action: Use 'alter index modify prartition' to set read mode to TRUE

DRG-10888: Invalid use of CTXIN operator

Cause: CTXIN operator is not rightmost child of AND node

Action: CTXIN should be rightmost child of AND node

DRG-10889: Filter section *string* does not exist

Cause: The given Filter section name does not exist in USER_SECTIONS

Action: Rewrite query with valid Filter section name

DRG-10890: CTXIN cursor not found

Cause: The predicate query cursor was not found.

Action: Store a valid cursor using 'ctx_query.store_ctxin_cursor'.

DRG-10891: invalid MINREQD argument supplied to NEAR

Cause: An invalid value was supplied for MINREQD argument to NEAR

Action: Provide a valid MINREQD. Valid values are integers from 0 to 63.

DRG-10892: invalid THRESHOLD argument supplied to NDATA

Cause: An invalid value was supplied for the THRESHOLD argument to NDATA.

Action: Set the THRESHOLD to a value between 1-100 inclusive.

DRG-10893: parallel CTXIN query execution not supported

Cause: The CTXIN query was run in parallel.

Action: Run the CTXIN query with 'no_parallel' and 'no_parallel_index hint'.

DRG-10894: Missing regular expression in PATTERN

Cause: The syntax is PATTERN(regex). regex is missing.

Action: Supply the regular expression

DRG-10895: Invalid regular expression in PATTERN

Cause: The syntax of the regular expression is incorrect

Action: Correct the regular expression

DRG-10896: Regular expression specifies empty string in PATTERN

Cause: The expression ^\$ has no match.

Action: Correct the regular expression

DRG-10897: Regular expression matches too many words

Cause: The regular expression matches too many words.

Action: Correct the regular expression

DRG-10898: ctxfiltercache is not supported with optimized for *string* SDATA

Cause: Used ctxfiltercache operator with unsupported SDATA.

Action: Do not use ctxfiltercache operator with this kind of SDATA.

DRG-10900: out of memory

Cause: can not allocate more memory

Action: Contact your system administrator

DRG-11000: invalid keyword *string*

Cause: A keyword was invalid.

Action: Respecify the parameter string with correct keyword

DRG-11001: missing keyword when expecting one of *string*

Cause: A keyword was missing.

Action: Respecify the parameter string with keyword

DRG-11002: missing value for *string*

Cause: A value for the argument was missing.

Action: Respecify the parameter string with value

DRG-11003: invalid value *string* for *string*

Cause: An invalid value was given for the argument

Action: Specify a valid value

DRG-11004: duplicate or conflicting value for *string*

Cause: More than one value has been specified for the argument

Action: Check parameter string and correct the problem parameter

DRG-11005: invalid create index parameter string

Cause: the supplied parameter string is not correct

Action: drop index and recreate index with correct parameters

DRG-11006: invalid alter index parameter string

Cause: The parameter string was invalid.

Action: Reissue the statement with the correct parameter string.

DRG-11007: multiple stopwords specified

Cause: Tried to add more than one stopword

Action: Specify one stopword at a time

DRG-11008: invalid create index partition parameter string

Cause: The parameter string was invalid

Action: drop index and recreate index with correct parameters

DRG-11100: unable to connect to the database

Cause: failed to connect to Oracle database

Action: check the Oracle error and connect string

DRG-11101: failed to open file *string*

Cause: failed to open a file

Action: check whether the file exist or access permission available

DRG-11102: assigned lexer can not operate on *string* language setting

Cause: Single byte lexer selected in multibyte language setting

Action: check RDBMS language setting or text columns lexer setting

DRG-11104: Oracle Text error:

Cause: See the next error on stack

Action: See the next error on stack

DRG-11106: user database session has terminated during this operation

Cause: this database session does not exist or has terminated

Action: determine why the user database session terminated while the operation was still being carried out.

DRG-11107: invalid path specification: *string*

Cause: the path specified is not valid

Action: check the path specification

DRG-11108: invalid filename specified: *string*

Cause: the filename specified is not valid

Action: check the filename for beginning or trailing spaces, invalid characters, or other such problems.

DRG-11109: assigned lexer does not support *string* query operator

Cause: This lexer does not support this query operator

Action: do not use the operator in your query

DRG-11111: value of *string* must be between *string* and *string*

Cause: You specified a value for the parameter which is out of range

Action: Specify a value which is in the allowed range

DRG-11112: length of *string* exceeds maximum of *string*

Cause: You specified a value for the parameter which is too long

Action: Specify a value which is less than or equal to the maximum length

DRG-11113: value of *string* must be one of *string*

Cause: You specified a value for the parameter which is invalid

Action: Specify a valid value for the parameter

DRG-11114: result table format is not correct for this operation

Cause: You specified a result table which has the wrong number, type, or names of columns for this operation.

Action: Check result table. Refer to the documentation for the correct format for each operation

DRG-11115: a value for *string* must be specified

Cause: You did not specify a value for the parameter

Action: Specify a value for the parameter

DRG-11116: value of *string* must be less than or equal to value of *string*

Cause: You specified values for the two parameters which are invalid

Action: Specify valid values for the parameters

DRG-11117: name is already used by an existing object

Cause: You tried to create an object whose name conflicts with an object of that type which already exists

Action: Specify a new name

DRG-11118: object *string* does not exist

Cause: You tried to modify or drop an object which does not exist

Action: Specify correct object name

DRG-11119: operation is not supported by this index type

Cause: You tried to invoke an operation on an index which is not supported by the index type

Action: n/a

DRG-11120: failed to write to file *string*

Cause: failed to write to a file

Action: check whether the file exist or access permission available

DRG-11121: failed to read from file *string*

Cause: failed to read from a file

Action: check whether the file exist or access permission available

DRG-11122: unsupported section group

Cause: unsupported section group is specified for functional contains

Action: change the section group to NULL_SECTION_GROUP

DRG-11123: theme indexing is not supported

Cause: theme indexing is on in the lexer preference for functional contains

Action: turn off theme indexing

DRG-11124: invalid value *string*

Cause: you specified an invalid value

Action: specify a valid value

DRG-11125: invalid format of existing log file *string*

Cause: the file specified by START_LOG already exists, and is not a previously written log file

Action: specify a new file, or remove the existing file

DRG-11126: context index is empty

Cause: the training table is empty or the context index of training table is not populated

Action: populate the training table or context index

DRG-11127: inconsistent index policy with trained rule

Cause: the ctxrule index policy is inconsistent with the policy in which the rule was trained

Action: change the ctxrule index policy

DRG-11128: invalid format of rule

Cause: the rule format is not valid for this operation

Action: check the rule type and operation type

DRG-11129: the rule table is empty

Cause: the rule table is empty

Action: populate the rule table by training

DRG-11130: no data found in the collection

Cause: feature preparation program can not find any feature in the specified collection

Action: check the setting for extracting features.

DRG-11131: Error from Oracle XML parser: *string*

Cause: The Oracle XML parser reported an error

Action: Check the document for the error, and fix if necessary

DRG-11132: Invalid character in logfile name

Cause: The logfile parameter to CTX_OUTPUT.START_LOG or CTX_OUTPUT.START_QUERY_LOG contains an invalid character (such as a forward slash)

Action: Remove the invalid character

DRG-11133: failed to convert a datetime value [ora-number]

Cause: Failed to convert the datetime value.

Action: Check the error code

DRG-11134: The file *string* is currently being used for logging by another process

Cause: The file is currently being used by another process.

Action: Give a different file name.

DRG-11135: feature not generally available

Cause: You tried to use a feature not generally available.

Action: Contact customer support

DRG-11136: assigned lexer does not support entity extraction

Cause: This lexer does not support entity extraction

Action: Do not use this lexer for entity extraction

DRG-11137: tracing is not supported on MTS

Cause: you tried to use ctx_output tracing in an MTS session

Action: connect using a dedicated session and retry the operation

DRG-11138: trace *string* is already enabled

Cause: you tried to enable a trace that is already enabled

Action: disable the trace first

DRG-11139: trace *string* is not enabled

Cause: you tried to disable a trace that is not enabled

Action: enable the trace first

DRG-11140: Section *string* is not MDATA

Cause: you tried to perform MDATA operation on non-mdata section

Action: provide correct mdata section name

DRG-11141: CTX_DDL.REMOVE_MDATA() and CTX_DDL.ADD_MDATA() not allowed for MDATA Section *string*

Cause: you tried to call CTX_DDL.REMOVE_MDATA() or CTX_DDL.ADD_MDATA() on a MDATA section which is created with ALLOW_ADD_REM parameter set to FALSE.

Action: do not call CTX_DDL.REMOVE_MDATA() or CTX_DDL.ADD_MDATA() on a MDATA section that is created with ALLOW_ADD_REM parameter set to FALSE.

DRG-11142: *string* cannot be *string*

Cause: The value for the specified parameter cannot be as specified

Action: Specify the correct value

DRG-11143: Only 64 errors can be traced

Cause: You tried to trace more than 64 errors with ctx_output

Action: Trace fewer errors, or use DRG_DUMP_ALL_ERRORS

DRG-11144: Invalid value for radius parameter: *string*

Cause: You specified invalid value for radius parameter

Action: Provide non-negative/non-decimal value for radius parameter

DRG-11145: Invalid value for max_length parameter: *string*

Cause: You specified invalid value for max_length parameter

Action: Provide non-negative/non-decimal value for max_length parameter

DRG-11146: Invalid value for use_saved_copy: *string*

Cause: You specified invalid value for use_saved_copy parameter

Action: Use one of these: SAVE_COPY_FALLBACK / SAVE_COPY_ERROR / SAVE_COPY_IGNORE

DRG-11147: Invalid lexer for ctx_doc.policy_stems

Cause: You specified/used a lexer which does not support ctx_doc.policy_stems

Action: Use auto lexer for ctx_doc.policy_stems

DRG-11148: Invalid lexer for ctx_doc.policy_noun_phrases

Cause: You specified/used a lexer which does not support ctx_doc.policy_noun_phrases

Action: Use auto lexer for ctx_doc.policy_noun_phrases

DRG-11149: Invalid lexer for ctx_doc.policy_part_of_speech

Cause: You specified/used a lexer which does not support ctx_doc.policy_part_of_speech

Action: Use auto lexer for ctx_doc.policy_part_of_speech

DRG-11150: Reverse Index feature not enabled

Cause: Feature not enabled

Action: Enable Reverse Index feature

DRG-11151: Invalid value for max_inst in sentiment procedure

Cause: Sentiment procedure called with an invalid max_inst value.

Action: Specify a max_inst value in the range of 1 to 10.

DRG-11152: Invalid value for type attribute in sentiment procedure

Cause: An invalid type attribute value was specified.

Action: Specify the type as either EXACT or ABOUT.

DRG-11153: classifier *string* does not exist

Cause: The specified classifier did not exist.

Action: Provide the name of an existing classifier.

DRG-11154: topic cannot be null

Cause: The specified topic was null for a non-aggregate sentiment request.

Action: Specify a non-null topic or use an aggregate request.

DRG-11155: Invalid Lexer for Default Sentiment Classifier

Cause: The specified lexer is not supported for the Default Sentiment Classifier.

Action: Use auto lexer for Default Sentiment Classifier.

DRG-11203: INSO filter not supported on this platform

Cause: You tried to use the INSO filter on a platform which does not support it

Action: Do not use the INSO filter

DRG-11204: user filter command is too long

Cause: The user filter command must be 32 characters or less

Action: Specify a shorted user filter command

DRG-11205: user filter command contains illegal characters

Cause: The user filter command cannot contain special characters such as slashes, parentheses, semicolons, etc.

Action: Correct command specification

DRG-11206: user filter command *string* could not be executed

Cause: The user filter command could not be executed.

Action: Check that the command exists in \$ORACLE_HOME/ctx/bin, and that it is executable.

DRG-11207: user filter command exited with status *string*

Cause: The user filter command exited with the given error status.

Action: See any DRG-11220, DRG-11221, DRG-11222, DRG-11223, DRG-11224, DRG-11225, or DRG-11227 error message on the error stack otherwise see error status.

DRG-11208: ORACLE_HOME is not set

Cause: ORACLE_HOME is not set

Action: make sure ORACLE_HOME is set when running ctxsrv

DRG-11209: filename for *string* exceeds maximum length of *string*

Cause: Value of the file name is too long

Action: Specify a shorter filename

DRG-11210: format column must be a char, varchar, or varchar2 type

Cause: you specified a format column which is not a char, varchar, or varchar2 type.

Action: specify a format column of correct type

DRG-11211: charset column must be a char, varchar, or varchar2 type

Cause: you specified a charset column which is not a char, varchar, or varchar2 type.

Action: specify a charset column of correct type

DRG-11212: procedure filter procedure name contains a semicolon

Cause: the procedure name specified had a semicolon

Action: remove semicolon or rename procedure name. The correct format is
PACKAGE_NAME.PROCEDURE_NAME

DRG-11213: CTXSYS does not own procedure filter stored procedure: *string*

Cause: CTXSYS does not have execute privilege to the procedure filter stored procedure

Action: make sure the package is owned by CTXSYS and the procedure exist

DRG-11214: execution of procedure filter stored procedure has failed

Cause: an error occur while executing the proedure filter stored procedure

Action: check or debug the stored procedure

DRG-11215: index owner does not have access to filter stored procedure: *string*

Cause: the index owner does not have execute privilege of the procedure

Action: CTXSYS to grant execute privilege of the procedure to index owner

DRG-11216: length of datastore data exceeds limit

Cause: the length of the datastore data passed to the filter stored procedure is longer than the maximum length (32767 bytes)

Action: check primary key parameter

DRG-11217: INSO safe callout failed

Cause: The INSO safe callout cannot be executed

Action: check the Oracle errpr

DRG-11218: malformed mail line, line *string*

Cause: The mail message has an error at the indicated line

Action: manually edit mail message, if possible

DRG-11219: malformed mail configuration file, line *string*

Cause: mail filter configuration file has an error at the indicated line

Action: manually edit mail filter configuration file, if possible

DRG-11220: Third-party filter is out of memory.

Cause: Third-party filter could not filter this document because it was unable to allocate sufficient virtual memory.

Action: Increase virtual memory provided by the Operating System and reindex this document.

DRG-11221: Third-party filter indicates this document is corrupted.

Cause: Third-party filter could not filter this document because this document is corrupted.

Action: Fix the corruption and reindex this document.

DRG-11222: Third-party filter does not support this known document format.

Cause: Third-party filter was able to recognize the format of this document but could not filter it because this format is not supported.

Action: Remove this document or specify it to be ignored.

DRG-11223: Third-party filter indicates this document is password protected or encrypted.

Cause: Third-party filter encountered a password protected or encrypted document and could not filter it because this level of password protection or encryption is not supported.

Action: Remove this document or specify it to be ignored.

DRG-11224: Third-party filter is unable to create or write to temporary file.

Cause: Third-party filter could not filter this document because it was unable to create a temporary file or unable to write to a temporary file.

Action: Make sure that the Operating System specified temporary directory has enough space and that the Operating System Oracle user has the privileges to create files in this temporary directory.

DRG-11225: Third-party filter timed out.

Cause: Third-party filter could not filter this document because the filter timed out.

Action: Increase the value of the TIMEOUT attribute of INSO_FILTER filter type and reindex this document. When TIMEOUT attribute is set to 0 and the session hangs then contact Oracle Support.

DRG-11226: Error initializing third-party filter: *string*

Cause: There was an error initializing the third-party filter.

Action: Check the following messages for details

DRG-11227: Third-party filter does not support this document format.

Cause: Third-party filter does not support the format of this document.

Action: Remove this document or specify it to be ignored.

DRG-11228: Charset filter does not support binary documents.

Cause: The format column specifies a binary document

Action: Do not attempt to filter binary documents using the charset filter

DRG-11229: configuration column must be a char, varchar, or varchar2 type

Cause: you specified a configuration column which is not a char, varchar, or varchar2 type.

Action: specify a configuration column of correct type

DRG-11301: error while indexing document

Cause: An error was encountered while indexing the document. The error may have occurred during lexing, parsing for sections, or other action during document tokenization

Action: review document and update with valid data. Note that the document contents may have been partially indexed, so it may be returned by some queries.

DRG-11303: secondary indexes are not supported by this indextype

Cause: You attempted to create an index on an index-organized table, but the indextype does not support this action.

Action: n/a

DRG-11304: function-based indexes are not supported by this indextype

Cause: You attempted to create a function-based index but the indextype does not support this action.

Action: n/a

DRG-11305: create/alter index *string* is in progress in another session

Cause: you attempted to mark the index from INPROGRESS to FAILURE but create/alter on the same index is in progress in another session

Action: n/a

DRG-11306: operation cannot be performed on a policy

Cause: you attempted to perform an operation on a policy, but the operation is only valid for an index.

Action: n/a

DRG-11307: operation cannot be performed on an index

Cause: you attempted to perform an operation on an index, but the operation is only valid for a policy.

Action: n/a

DRG-11308: unsupported column expression *string*

Cause: You attempted to create an index with an unsupported column expression.

Action: n/a

DRG-11309: invalid filter by column: *string*

Cause: the column specified is not valid

Action: check that the followings are valid: a) column is of supported datatype b) valid table name, column name in the specification.

DRG-11310: invalid order by column: *string*

Cause: the column specified is not valid

Action: check that the followings are valid: a) column is of supported datatype b) valid table name, column name in the specification.

DRG-11311: *string* cannot be specified for this optimization mode

Cause: the specified option is not valid for this optimization mode

Action: remove the specified option

DRG-11312: source and new policy must have same owner

Cause: the new policy has a different owner than the source policy

Action: Ensure that both policies are owned by the same user

DRG-11313: populate index error on index partition *string*

Cause: failed to populate the text index on the specified partition

Action: See the next errors on stack and take appropriate action

DRG-11314: changing TRANSACTIONAL property on index with rows on pending queue not allowed

Cause: the index has pending unsynced rows

Action: sync the index before changing the TRANSACTIONAL property

DRG-11316: \$\$ table cannot be created with *string*

Cause: the \$\$ table cannot be created with the specified storage option

Action: remove the specified option from the index preference and retry the index creation

DRG-11317: rowid *string* is not in the index

Cause: you specified an invalid rowid in `ctx_ddl.add_mdata`

Action: correct the rowid and retry

DRG-11318: error processing `dr$data_update`

Cause: there was an error

Action: check the error stack for more details

DRG-11319: more than 1 index found on \$I. OPTIMIZE REBUILD not supported

Cause: OPTIMIZE REBUILD is not supported due to the specified reason

Action: resolve the issue, and retry the operation

DRG-11320: no index found on \$I. OPTIMIZE REBUILD not supported

Cause: OPTIMIZE REBUILD is not supported due to the specified reason

Action: resolve the issue, and retry the operation

DRG-11321: triggers detected on \$I. OPTIMIZE REBUILD not supported

Cause: OPTIMIZE REBUILD is not supported due to the specified reason

Action: resolve the issue, and retry the operation

DRG-11322: fast optimize not supported for `big_io` option

Cause: OPTIMIZE FAST is not supported with `big_io` option

Action: run optimize full or rebuild instead

DRG-11323: merge optimize requires `near_realtime` option

Cause: OPTIMIZE MERGE requires `near_realtime` option

Action: run another optimize mode

DRG-11324: fast optimize not supported for `separate_offsets` option

Cause: OPTIMIZE FAST is not supported with `separate_offsets` option

Action: run optimize full or rebuild instead

DRG-11325: stageitab only supported for context index

Cause: STAGEITAB requires context index

Action: don't use stageitab on non context indexes

DRG-11326: separate offsets only supported for context index

Cause: SEPARATE_OFFSETS requires context index

Action: don't use separate_offsets on non context indexes

DRG-11327: big_io only supported for context index

Cause: BIG_IO requires context index

Action: don't use big_io on non context indexes

DRG-11328: optimize validation failed

Cause: optimize validation failed

Action: file a bug

DRG-11332: Index already has STAGE_ITAB set

Cause: Index already has stage_itab set

Action: Do not add stage_itab to this index

DRG-11333: Index does not have STAGE_ITAB set

Cause: Index does not have stage_itab set

Action: Do not remove stage_itab from this index

DRG-11334: Index already has BIG_IO set

Cause: Index already has big_io set

Action: Do not add big_io to this index

DRG-11335: Index does not have BIG_IO set

Cause: Index does not have big_io set

Action: Do not remove big_io from this index

DRG-11336: Index already has SEPARATE_OFFSETS set

Cause: Index already has separate_offsets set

Action: Do not add separate_offsets to this index

DRG-11337: Index does not have SEPARATE_OFFSETS set

Cause: Index does not have separate_offsets set

Action: Do not remove separate_offsets from this index

DRG-11338: policy *string* does not exist

Cause: the specified policy does not exist or you do not have access to it.

Action: Specify an existing index

DRG-11339: \$A table cannot be created with *string*

Cause: the \$A table cannot be created with the specified storage option

Action: remove the specified option from the index preference and retry the index creation

DRG-11340: \$F table cannot be created with *string*

Cause: the \$F table cannot be created with the specified storage option

Action: remove the specified option from the index preference and retry the index creation

DRG-11341: Index optimization failed for one or more tokens

Cause: Index optimization generated an error for one or more tokens, possibly due to corruption of the token_info blob.

Action: Check the index optimization log for the detailed error, or retry the optimize call with logging enabled

DRG-11342: OPTIMIZE REBUILD not supported for partitioned \$I and global \$X

Cause: OPTIMIZE REBUILD is not supported due to the specified reason

Action: resolve the issue, and retry the operation

DRG-11343: OPTIMIZE REBUILD not supported for current \$I partitioning scheme

Cause: OPTIMIZE REBUILD is not supported due to the specified reason

Action: resolve the issue, and retry the operation

DRG-11344: SPLIT DOLLARI does not allow an empty mapping table input

Cause: SPLIT DOLLARI doesn't generate any output for empty mapping table

Action: populate the mapping table, and retry the operation

DRG-11345: Index optimization was interrupted

Cause: Index optimization was interrupted by ctx_adm.stop_optimize

Action: None

DRG-11346: FORWARD INDEX only supported for context index

Cause: FORWARD INDEX needs context index

Action: Don't use FORWARD INDEX on non context indexes

DRG-11347: FORWARD INDEX does not exist for this index

Cause: FORWARD INDEX does not exist

Action: Enable forward index for the index

DRG-11348: OPTIMIZE REBUILD not supported for \$I with character length semantics columns

Cause: OPTIMIZE REBUILD is not supported due to the specified reason

Action: resolve the issue, and retry the operation

DRG-11349: FILTER CACHE only supported for context index

Cause: FILTER CACHE only for context index

Action: Don't use FILTER_CACHE on non context indexes

DRG-11350: SAVE COPY only supported for context index

Cause: SAVE COPY needs context index

Action: Don't use SAVE COPY on non context indexes

DRG-11351: Unable to fetch partition Id for given rowid: *string*

Cause: Not able to fetch partition id for given rowid

Action: Make sure index tables are partitioned correctly.

DRG-11352: Not able to fetch partition name for given partition position: *number*

Cause: Not able to fetch partition name for given partition position

Action: Make sure valid partition position has been provided

DRG-11353: xml_enable is not allowed for a local index

Cause: Section group attribute xml_enable set to TRUE for a local index

Action: Set xml_enable to FALSE for a local index.

DRG-11354: stage_itab_max_rows not allowed without stage_itab storage preference

Cause: Storage option stage_itab_max_rows needs to be accompanied by stage_itab

Action: Add stage_itab to storage preference

DRG-11355: Not able to fetch partition position from rowid: *string*

Cause: Not able to fetch partition position for given rowid

Action: Make sure valid rowid has been provided

DRG-11356: Optimize operations are not permitted on partition *string*

Cause: READ mode for this partition is set to FALSE. No optimize operations are permitted in this mode.

Action: Set READ mode for this partition to be TRUE.

DRG-11357: FORWARD INDEX must be specified at index, not partition level *string*

Cause: forward index was specified at partition level and not at index level

Action: Specify forward index option at index level. All partitions inherit.

DRG-11358: Save Copy must be specified at index, not partition level *string*

Cause: save copy was specified at partition level and not at index level

Action: Specify save copy option at index level. All partitions inherit.

DRG-11359: xml_save_copy can only be specified for xml enabled text index

Cause: xml_save_copy was specified for non-xml enabled text index

Action: Use xml_save_copy only for xml enabled text index.

DRG-11360: xml_forward_enable can only be specified for xml enabled text index

Cause: xml_forward_enable was specified for non-xml enabled text index

Action: Use xml_forward_enable only for xml enabled text index.

DRG-11361: xml_forward_enable can not be enabled without xml_save_copy set to true

Cause: attempt to enable xml_forward_enable without xml_save_copy set to true

Action: Set xml_forward_enable to true only when xml_save_copy set to true

DRG-11362: xml_enable is not allowed for non-XMLType columns

Cause: 'xml_enable' was set to TRUE for non-XMLType columns.

Action: Set 'xml_enable' to TRUE only for XMLType columns.

DRG-11363: xml_enable is not allowed for XMLType OR storage

Cause: 'xml_enable' was set to TRUE for XMLType with object-relational storage.

Action: Set 'xml_enable' to TRUE only for XMLType binary or CLOB storage.

DRG-11364: index *string* is invisible

Cause: the index is marked as invisible. Only DML operations on the base table are allowed

Action: mark the index as visible with alter index

DRG-11365: FORWARD_INDEX cannot be specified for XML enabled text index.

Cause: The FORWARD_INDEX attribute was specified for an XML enabled text index.

Action: Use the FORWARD_INDEX attribute for a non-XML enabled text index only.

DRG-11366: SAVE_COPY cannot be specified for XML enabled text index.

Cause: The SAVE_COPY attribute was specified for an XML enabled text index.

Action: Use the SAVE_COPY attribute for a non-XML enabled text index only.

DRG-11367: Index is too fragmented to run optimize for all fragmented tokens.

Cause: More than 50% of tokens in \$I are fragmented.

Action: Please run FULL/REBUILD optimize or specify value for maxtokens

DRG-11368: Invalid value for maxtokens attribute.

Cause: Maxtokens value was either less than zero or too high.

Action: Specify maxtokens values between 0 and 50% of token count of \$I.

DRG-11369: Stage itab row exceeds max allowable size.

Cause: Ctxagg optimize merge limits the size of rows to under 4K.

Action: Use traditional optimize merge.

DRG-11370: Error in optimize merge (ctxagg).

Cause: Internal error in optimize merge.

Action: Use traditional optimize merge.

DRG-11371: stage_itab_parallel not allowed without stage_itab storage preference

Cause: Storage option stage_itab_parallel needs to be accompanied by stage_itab

Action: Add stage_itab to storage preference

DRG-11372: forward index storage preference cannot be specified with asynchronous update

Cause: Storage option Forward index specified along with asynchronous update

Action: Remove forward index storage preference when using asynchronous update

DRG-11400: failed to parse document with key *string*

Cause: the document specified for linguistic extraction could not be parsed. This could indicate that the document is not well-formed English

Action: check the document contents

DRG-11403: primary key value too long

Cause: the primary key value parameter passed to the service request is longer than the maximum primary key length (64 bytes)

Action: check primary key parameter

DRG-11404: no primary key value specified

Cause: the primary key value parameter passed to the service request is null

Action: check primary key parameter

DRG-11410: could not insert into *string* result table

Cause: an ORACLE error occurred while linguistic output was being inserted into the result table

Action: take action appropriate to the ORACLE error code.

DRG-11418: insufficient document content for linguistic parser

Cause: the document specified for linguistic extraction was parsed but the document content was insufficient for linguistic extraction by the specified parser.

Action: check the document contents or try modifying linguistic settings

DRG-11422: linguistic initialization failed

Cause: linguistic services initialization failed

Action: Check to see if knowledge base files present for the language

DRG-11425: gist level *string* is invalid

Cause: invalid gist level

Action: Specify a valid gist level

DRG-11427: valid gist level values are *string*

Cause: Invalid gist level

Action: Specify a valid gist level

DRG-11428: document contains invalid characters

Cause: The document contains invalid characters

Action: Remove invalid characters

DRG-11432: file error while accessing knowledge base

Cause: An oracle error was encountered during knowledge base access

Action: Check to see if knowledge base files present for the language

DRG-11435: primary key value is invalid

Cause: the primary key value parameter passed to the service request is not valid

Action: check primary key parameter

DRG-11439: index name length exceeds maximum of *string* bytes

Cause: the length of the index name is longer than the maximum index name size

Action: drop the index and recreate the index with a shorter index name

DRG-11440: operation not supported for the *string* language

Cause: the requested operation is not supported for the current language

Action: Do not request this operation

DRG-11441: gist numParagraphs *string* is invalid

Cause: invalid gist numparagraphs

Action: Specify valid gist numparagraphs

DRG-11442: valid gist numParagraphs values are *string*

Cause: invalid gist numparagraphs

Action: Specify valid gist numparagraphs

DRG-11443: gist maxPercent *string* is invalid

Cause: invalid gist max percent

Action: Specify valid gist max percent

DRG-11444: valid gist maxPercent values are *string*

Cause: invalid gist max percent

Action: Specify valid gist max percent

DRG-11445: rowid value is invalid: *string*

Cause: the rowid value parameter passed to the service request is not valid

Action: check rowid parameter

DRG-11446: supplied knowledge base file *string* not installed

Cause: Either using Oracle Express edition or supplied Knowledge Base was required but was not installed.

Action: If using Oracle Express edition then upgrade to Oracle Enterprise or Oracle Standard edition. Otherwise see post-installation tasks section of the Database Installation Guide for instructions to install supplied Knowledge Base.

DRG-11480: ctkbctc memory allocation error: %(1)

Cause: Unable to allocate memory

Action: Contact your system administrator

DRG-11481: linguistic feature not enabled

Cause: linguistic feature not enabled

Action: enable linguistic feature

DRG-11500: column name expected, found *string* on line *string*

Cause: possibly miss-spelt column name or keyword

Action: check spellings and punctuation around specified line

DRG-11501: identifier *string* found in place of column name on line *string*

Cause: possibly miss-spelt column name

Action: check spellings around specified line

DRG-11502: read of file failed at line *string* for file *string*

Cause: bad file name, wrong file_type or file system error

Action: check file name, type and/or file integrity

DRG-11503: insert statement overflows maximum statement size

Cause: total length of statement exceeds database maximum

Action: reduce length of column names or number of columns

DRG-11504: invalid longsize parameter of *string* specified

Cause: invalid option argument

Action: specify long buffer size in kbytes above 0

DRG-11505: long data on line *string* not found or invalid

Cause: either bad data or bad data file

Action: check file exists and is accessible, if separate

DRG-11506: record ignored on line *string* because of error(s)

Cause: an error occurred parsing this row's data

Action: move and amend line in error to alternate load file

DRG-11507: file error trying to read file *string*

Cause: file not found or could not be read

Action: check name and location of file

DRG-11508: bad or missing *string* token on line *string*

Cause: token expected was not found

Action: move and amend record affected to error load file

DRG-11509: value expected on line *string*

Cause: could not make sense of text where value expected

Action: move and amend record affected to error load file

DRG-11510: encountered unrecoverable error on line *string*

Cause: see previous messages

Action: see previous errors

DRG-11511: specified table does not contain a LONG RAW column

Cause: text must be inserted into a LONG RAW type column

Action: check table and type of data

DRG-11512: bad syntax for thesaurus load file at line *string*

Cause: load file must have specific format for loading thesaurus

Action: check documentation for description of correct format

DRG-11513: unable to open or write to file *string*

Cause: an attempt to open or to write to the given file failed

Action: check with system administrator

DRG-11514: user *string* does not have UPDATE or SELECT privilege on *string*

Cause: user has not been granted UPDATE or SELECT privilege

Action: check privilege on the user

DRG-11515: not enough text key values

Cause: number of values provided does not match the number of text keys

Action: provide same number of values as the number of text keys

DRG-11516: user must be at least in role CTXUSER to perform this operation

Cause: user does not have CTXUSER, CXAPP or CTXADMIN role

Action: grant user the proper role

DRG-11517: error when validating text objects

Cause: see accompanying Oracle error

Action: see accompanying Oracle error

DRG-11518: text table *string* does not have a LONG or LONG RAW column

Cause: table specified does not have a LONG or LONG RAW column

Action: check the table

DRG-11519: encounter error when exporting a LONG or LONG RAW column

Cause: see accompanying error message

Action: see accompanying error message

DRG-11520: error writing to file

Cause: file does not exist

Action: make sure file exists

DRG-11521: encounter error when updating a LONG or LONG RAW column

Cause: see accompanying error message

Action: see accompanying error message

DRG-11522: no row exists for the text key(s) specified

Cause: no row in the table has the text key(s) specified

Action: use a valid text key(s)

DRG-11523: unable to lock the specified row for update

Cause: some other process has a lock on the row

Action: release the lock or wait until the lock is released

DRG-11524: primary key value is missing

Cause: primary key value is not provided

Action: provide the primary key value(s)

DRG-11525: invalid commitafter parameter of *string* specified

Cause: invalid option argument

Action: specify commitafter above 0

DRG-11526: filename exceeds maximum length

Cause: value of the file name is too long

Action: Specify a shorter file name

DRG-11527: end token not found on line *string*

Cause: *TEXTEND* not found at end of record

Action: processing discontinued - amend record

DRG-11528: LONG or LONG RAW column definition found in structure data

Cause: could be misplaced

Action: remove reference to LONG or LONG RAW column from structure data

DRG-11529: token exceeds maximum length

Cause: value of the column name or value is too long

Action: processing discontinued - amend record

DRG-11530: token exceeds maximum length

Cause: value of the phrase or relation word is too long

Action: processing discontinued - amend record

DRG-11531: start token not found on line *string*

Cause: <TEXTSTART: not found at start of record

Action: processing discontinued - amend record

DRG-11532: error reading through end of line *string* for file *string*

Cause: characters encountered while reading through end of line

Action: remove extraneous characters

DRG-11533: improper value of column *string*

Cause: value of the column is too long or mismatched quote

Action: processing discontinued - amend record

DRG-11534: invalid column *string*

Cause: column does not exist or it's misspelled

Action: processing discontinued - amend record

DRG-11535: error writing phrase or qualifier: *string* on line *string* to memory

Cause: not enough memory

Action: allocate more memory, contact WorldWide Support if problem persists

DRG-11600: URL store: *string* has permanently moved

Cause: the document referred to by the URL has permanently moved

Action: find the new address, if any, of the document

DRG-11601: URL store: bad syntax on request for *string*

Cause: client did not make correct request

Action: contact support

DRG-11602: URL store: access to *string* requires authentication

Cause: user has to provide password or other authentication

Action: get required access, or check URL

DRG-11603: URL store: payment required to access *string*

Cause: payment is required before the URL can be accessed

Action: check URL, or pay if required if access necessary

DRG-11604: URL store: access to *string* is denied

Cause: access to the URL is denied

Action: check URL; if correct, do not try to access URL again

DRG-11605: URL store: document specified by *string* not found

Cause: the document can not be found on the host specified

Action: check URL

DRG-11606: URL store: access to *string* timed out waiting for client request

Cause: client did not make response within timeout period

Action: check URL

DRG-11607: URL store: access to *string* was denied due to garbled response

Cause: Web server identified in URL doesn't obey HTTP protocol

Action: contact the Web administrator of the remote host

DRG-11608: URL store: host portion of *string* specified incorrectly

Cause: host portion of the URL could not be parsed

Action: check URL

DRG-11609: URL store: unable to open local file specified by *string*

Cause: attempt to open local file failed

Action: check URL

DRG-11610: URL store: unable to read local file specified by *string*

Cause: attempt to read local file failed

Action: contact system administrator

DRG-11611: URL store: unknown protocol specified in *string*

Cause: the protocol parsed is neither http or file

Action: check URL

DRG-11612: URL store: unknown host specified in *string*

Cause: the address of the host specified could not be resolved

Action: check URL

DRG-11613: URL store: connection refused to host specified by *string*

Cause: attempt to connect to host was forcibly refused

Action: check URL

DRG-11614: URL store: communication with host specified in *string* timed out

Cause: a network operation timed out

Action: try again later; network connection may be down to Web server

DRG-11615: URL store: write failed sending to *string* over network

Cause: unknown error writing request to Web server

Action: check network connection

DRG-11616: URL store: too many redirections trying to access *string*

Cause: too long a chain of HTTP redirections given the URL

Action: contact the Web administrator of the remote host

DRG-11617: URL store: URL *string* is too long

Cause: The length of the URL string is longer than URLSIZE

Action: set URLSIZE attribute to a larger value

DRG-11618: URL store: document identified by *string* is too large

Cause: document larger than user-set maximum size

Action: do not access URL, or increase document size limit

DRG-11619: URL store: row in table is empty

Cause: row deleted or otherwise missing

Action: check table if necessary

DRG-11620: URL store: thread operation error

Cause: thread operation failed

Action: contact system administrator

DRG-11621: URL store: socket open error for *string*

Cause: socket open failed; probably too many open file descriptors

Action: reduce the maximum number of threads started

DRG-11622: URL store: unknown HTTP error *string* getting *string*

Cause: an unexpected HTTP error has occurred

Action: consult HTTP error codes; if valid, contact support

DRG-11623: URL store: unknown error getting *string*

Cause: unexpected error

Action: contact support

DRG-11624: invalid attribute *string* for *string*: proper range *string* to *string*

Cause: unexpected error

Action: change attribute value

DRG-11625: MAXURLS * URLSIZE must be less than *string*

Cause: MAXURLS * URLSIZE cannot be larger than the limit

Action: Lower either MAXURLS or URLSIZE

DRG-11626: URL store: unknown protocol specified during redirect from *string*

Cause: the URL redirected to a site with neither http nor file protocol

Action: check URL

DRG-11627: URL store: not implemented error getting *string*

Cause: The remote host returned a 501 not implemented error

Action: Check URL

DRG-11628: URL store: bad gateway error getting *string*

Cause: The remote host returned a 502 bad gateway error

Action: Check URL

DRG-11629: URL store: service unavailable error getting *string*

Cause: The remote host returned a 503 service temporarily unavailable error

Action: Check URL

DRG-11630: URL store: gateway timeout error getting *string*

Cause: The remote host returned a 504 gateway timeout error

Action: Check URL

DRG-11700: thesaurus *string* already exists

Cause: thesaurus with same name exists

Action: use another name

DRG-11701: thesaurus *string* does not exist

Cause: thesaurus does not exist

Action: use another thesaurus or create it

DRG-11702: *string*

Cause: error while parsing thesaurus operator in query term. see error message for details.

Action: see error message

DRG-11703: user *string* must have at least CTXAPP role to execute this function

Cause: privilege is not sufficient

Action: grant user CTXAPP role

DRG-11704: phrase '*string*' does not exist

Cause: phrase does not exist

Action: use another phrase or create it

DRG-11705: multilevel jump from *string* to *string*

Cause: the thesaurus load file has a multilevel jump which could not be parsed.

Action: correct thesaurus file

DRG-11706: invalid relation *string*

Cause: You specified an invalid relation. The set of valid relations will be displayed. Additionally, you may be able to specify a translation, which has the syntax languagename: where languagename can be any string up to 10 bytes

Action: Specify a valid relation

DRG-11707: valid relations: *string*

Cause: You specified an invalid relation. The set of valid relations will be displayed. Additionally, you may be able to specify a translation, which has the syntax languagename: where languagename can be any string up to 10 bytes

Action: Specify a valid relation

DRG-11708: too many thesauri

Cause: ctxkbtc cannot compile more than 16 thesauri

Action: Specify fewer thesauri

DRG-11709: too many terms in thesaurus

Cause: number of thesaurus terms exceeds maximum

Action: Use a thesaurus with fewer terms

DRG-11710: thesaurus term *string* too long

Cause: knowledge base does not permit terms longer than 80 characters

Action: Correct thesaurus

DRG-11711: too much data for term *string*

Cause: internal limit on size of data per term

Action: redesign thesaurus

DRG-11712: multiple Broader Terms for term *string*

Cause: There is a term in the thesaurus with multiple broader terms

Action: make sure each term has only one broader term

DRG-11713: multiple Preferred Terms per synonym ring

Cause: There is a synonym ring in the thesaurus with multiple preferred terms

Action: make sure each synonym ring has only one preferred term

DRG-11714: synonyms have different Broader Terms

Cause: Some synonyms in a synonym ring have different broader terms

Action: make sure all synonyms have the same broader term

DRG-11715: attempt to add a BT relation between 2 KB categories *string* and *string*

Cause: BT relation cannot be between two existing knowledge base categories

Action: redesign the BT hierarchy

DRG-11716: attempt to add Narrower Term *string* for non-Preferred Term *string*

Cause: only a PT can have NTs

Action: attach the NT to the preferred term

DRG-11717: attempt to add Related Term *string* to non-Preferred Term *string*

Cause: only a PT can have RTs

Action: attach the RT

DRG-11718: multiple Preferred Terms for term *string*

Cause: There are multiple preferred terms for this term

Action: Correct thesaurus

DRG-11719: Broader Term hierarchy too deep

Cause: The broader term hierarchy in this thesaurus is too deep

Action: flatten the hierarchy for best results

DRG-11720: too many synonyms per synonym ring

Cause: too many synonyms for a single preferred term

Action: introduce further distinctions to deepen the hierarchy

DRG-11721: thesaurus *string* is empty

Cause: no entries in thesaurus

Action: add some entries or drop the thesaurus

DRG-11722: invalid language specification

Cause: language specification cannot be more than 10 characters

Action: reduce language specification to less or equal to 10 char

DRG-11723: phrase cannot be NULL

Cause: you tried to add a NULL phrase to the thesaurus

Action: specify a valid phrase

DRG-11724: phrase *string* already exists

Cause: phrase with same name exists

Action: use another name

DRG-11725: phrase does not have any synonyms

Cause: you tried to nominate a phrase with no synonyms to be the preferred term, or you tried to drop SYN from a phrase with no synonyms

Action: None

DRG-11726: phrase is not a preferred term

Cause: you tried to remove the preferred term relation from a phrase which is not a preferred term.

Action: None

DRG-11727: phrase does not have any related terms

Cause: you tried to drop a relation which does not exist

Action: None

DRG-11728: phrase does not have any broader terms of this type

Cause: you tried to drop a relation which does not exist

Action: None

DRG-11729: phrase does not have any narrower terms of this type

Cause: you tried to drop a relation which does not exist

Action: None

DRG-11730: relation does not exist

Cause: you tried to drop a relation which does not exist

Action: None

DRG-11731: translation does not exist

Cause: you tried to drop a translation which does not exist

Action: None

DRG-11732: phrase does not have any translations

Cause: you tried to drop translations which does not exist

Action: None

DRG-11733: more than one translation for the term in the specified language

Cause: the term has more than one translation in the specified language

Action: specified a translation

DRG-11734: missing homograph

Cause: A term of the form 'homograph(disambiguation)' is missing the the homograph.

Action: None

DRG-11735: missing disambiguation

Cause: A term of the form 'homograph(disambiguation)' is missing the the disambiguation (i.e., homograph()).

Action: None

DRG-11736: illegal text after disambiguated homograph

Cause: A term of the form 'homograph(disambiguation)' has text after the disambiguation (e.g, homograph(disambiguation) extra text").

Action: None

DRG-11737: Unsupported attribute value for thes_toktype

Cause: An invalid value was specified for thes_toktype attribute.

Action: Please specify a valid token type as thes_toktype.

DRG-11801: Continue

Cause: Enquire user to decide if continue is necessary HTTP_ERROR = 100

Action: Upon positive response, continue the original operation

DRG-11802: Switching Protocols

Cause: Telling client a protocol switching just happened HTTP_ERROR = 101

Action: The user agent takes proper actions

DRG-11803: OK

Cause: Telling client things are ok HTTP_ERROR = 200

Action: The user agent takes proper actions

DRG-11804: Created

Cause: Telling client things are created HTTP_ERROR = 201

Action: The user agent takes proper actions

DRG-11805: Accepted

Cause: Telling client things are accepted but not committed HTTP_ERROR = 202

Action: The user agent takes proper actions

DRG-11806: Non-authoritative Information

Cause: The returned meta-information is not the definitive set HTTP_ERROR = 203

Action: The user agent knows the information is Non-authoritative

DRG-11807: No Content

Cause: request has been fulfilled but no new information found HTTP_ERROR = 204

Action: The user agent takes proper actions

DRG-11808: Reset Content

Cause: Telling client to reset the document view HTTP_ERROR = 205

Action: The user agent takes proper actions

DRG-11809: Partial Content

Cause: Telling client document content is a partial content HTTP_ERROR = 206

Action: The user agent takes proper actions

DRG-11810: Partial Update OK

Cause: Telling client document is partially updated HTTP_ERROR = 207

Action: The user agent takes proper actions

DRG-11811: Multiple Choices

Cause: Telling client multiple choices of resources is possible HTTP_ERROR = 300

Action: The user agent takes proper actions

DRG-11812: Moved Permanently

Cause: The URI has been assigned a new permanent URI HTTP_ERROR = 301

Action: The user agent takes proper actions

DRG-11813: Moved Temporarily

Cause: The URI resides temporarily under a different URI. HTTP_ERROR = 302

Action: The user agent takes proper actions

DRG-11814: See Other

Cause: The URI can be found using GET METHOD under a different URI
HTTP_ERROR = 303

Action: The user agent takes proper actions

DRG-11815: Not Modified

Cause: Response to conditional GET, indicating document not modified.
HTTP_ERROR = 304

Action: The user agent takes proper actions

DRG-11816: Use Proxy

Cause: The client should use specified proxy to repeat the request HTTP_ERROR = 305

Action: The user agent takes proper actions

DRG-11817: Proxy Redirect

Cause: Proxy redirection. Not used HTTP_ERROR = 306

Action: Outdated due to HTTP evolution

DRG-11818: Temporary Redirect

Cause: The resource is temporarily under a different URI. HTTP_ERROR = 307

Action: The takes proper actions

DRG-11819: Bad Request

Cause: The URL syntax is incorrect. Request rejected by server. HTTP_ERROR = 400

Action: The user agent takes proper actions

DRG-11820: Unauthorized

Cause: The request requires further authentication. HTTP_ERROR = 401

Action: The user agent takes proper actions

DRG-11821: Payment Required

Cause: Reserved for future use. HTTP_ERROR = 402

Action: The user agent takes proper actions

DRG-11822: Forbidden

Cause: The server refuses to fulfil the request from client HTTP_ERROR = 403

Action: The user agent takes proper actions

DRG-11823: Not Found

Cause: The server can not find the requested URI HTTP_ERROR = 404

Action: The user agent takes proper actions

DRG-11824: Method Not Allowed

Cause: The user agent specified method not allowed HTTP_ERROR = 405

Action: The user agent reads allow header to decide alternatives.

DRG-11825: Not Acceptable

Cause: Requested resource is not acceptable according to request header

HTTP_ERROR = 406

Action: The user agent should query the user for the next action.

DRG-11826: Proxy Authentication Required

Cause: The client must authenticate itself with the proxy. HTTP_ERROR = 407

Action: The user agent takes proper actions

DRG-11827: Request Timeout

Cause: The server is tired of waiting for the request HTTP_ERROR = 408

Action: The user agent repeat the request

DRG-11828: Conflict

Cause: The request conflicts with the current state of the URI HTTP_ERROR = 409

Action: The user agent takes proper actions

DRG-11829: Gone

Cause: The resource is no longer available and no forwarding address. HTTP_ERROR = 410

Action: The user agent takes proper actions

DRG-11830: Length Required

Cause: The server must receive a content-length header. HTTP_ERROR = 411

Action: The user agent takes proper actions

DRG-11831: Precondition Failed

Cause: Telling the user agent that the resource failed preconditions HTTP_ERROR = 412

Action: The user agent takes proper actions

DRG-11832: Request Entity Too Large

Cause: Request rejected because request entity is too large. HTTP_ERROR = 413

Action: If Retry-After header found, the user agent should retry.

DRG-11833: Request-URI Too Big

Cause: The server is refusing to accept the URI which is too big. HTTP_ERROR = 414

Action: The user agent takes proper actions

DRG-11834: Unsupported Media Type

Cause: The server is refusing the request because of media type HTTP_ERROR = 415

Action: The user agent takes proper actions

DRG-11835: Requested Range Not Satisfiable

Cause: The byte range request can not be satisfied by the resource extent.

HTTP_ERROR = 416

Action: The user agent reads content-range header in the response.

DRG-11836: Expectation Failed

Cause: Server can not meet the user agent's expectation. HTTP_ERROR = 417

Action: The user agent takes pro

DRG-11837: Reauthorization Required

Cause: Reserved HTTP_ERROR = 418

Action: Reserverd

DRG-11838: Proxy Reauthentication Required

Cause: Reserved HTTP_ERROR = 419

Action: Reserved

DRG-11839: Internal Server Error

Cause: The server encountered internal error in fulfilling the request. HTTP_ERROR = 500

Action: The user agent takes proper actions

DRG-11840: Not Implemented

Cause: The server can't support a request feature which has yet to be implemented. HTTP_ERROR = 501

Action: The user agent takes proper actions

DRG-11841: Bad Gateway

Cause: In serving the request, the server received invalid response from gateway. HTTP_ERROR = 502

Action: The user agent takes proper actions

DRG-11842: Service Unavailable

Cause: Server overloaded or in maintenance mode. HTTP_ERROR = 503

Action: If retry-after header is in the response, retry the request.

DRG-11843: Gateway Timeout

Cause: Upstream server did not timely respond to the gateway server. HTTP_ERROR = 504

Action: The user agent takes proper actions

DRG-11844: HTTP Version Not Supported

Cause: The HTTP version in the request header is rejected by the server. HTTP_ERROR = 505

Action: The user agent takes proper actions

DRG-11845: No Partial Update

Cause: Reserved HTTP_ERROR = 506

Action: Reserved

DRG-11846: Response Is Stale

Cause: The the user agent knows the returned reponse is stale. HTTP_CACHE_ERROR = 10

Action: The user agent client takes proper actions.

DRG-11847: Revalidation Failed

Cause: User agent's attempt to revalidate a stale response failed.
HTTP_CACHE_ERROR = 11

Action: The user agent client takes proper actions

DRG-11848: Disconnected Operation

Cause: The cache is intentionally disconnected for a time period.
HTTP_CACHE_ERROR = 12

Action: The user agent client takes proper actions

DRG-11849: Heuristic Expiration

Cause: Cache freshness lifetime and response age both greater than 24 hours.
HTTP_CACHE_ERROR = 13

Action: The user agent client takes proper actions

DRG-11850: Transformation Applied

Cause: Telling cache manager, content encoding/media type has been changed in cache. HTTP_CACHE_ERROR = 14

Action: The user agent takes proper actions

DRG-11851: Cache Related Warning

Cause: Arbitrary information about cache to be presented to logger.
HTTP_CACHE_ERROR = 99

Action: The user agent client must not take any automated action.

DRG-11852: Can't Locate Remote Host

Cause: connection to remote host failed USER_AGENT_ERROR

Action: The user agent client takes proper actions

DRG-11853: No Host Name Found

Cause: The host name is not specified in URI. USER_AGENT_ERROR

Action: The user agent client takes proper action.

DRG-11854: No File Name Found Or File Not Accessible

Cause: Unable to open the file specified USER_AGENT_ERROR

Action: The user agent client takes proper actions

DRG-11855: FTP Server Replies

Cause: FTP server responds to the agent request USER_AGENT_ERROR

Action: The user agent client takes proper actions

DRG-11856: FTP Server Doesn't Reply

Cause: No response from FTP server during operation. USER_AGENT_ERROR

Action: The user agent client takes proper actions

DRG-11857: Server Timed Out

Cause: Server operation timed out USER_AGENT_ERROR

Action: The user agent client takes proper actions

DRG-11858: Gopher Server Replies

Cause: Gopher server responds to the agent request. USER_AGENT_ERROR

Action: The user agent client takes proper actions

DRG-11859: Data Transfer Interrupted

Cause: Processing of URL request was interrupted USER_AGENT_ERROR

Action: The user agent client takes proper actions

DRG-11860: Connection Establishment Interrupted

Cause: Connection operation was interrupted USER_AGENT_ERROR

Action: The user agent client takes proper actions

DRG-11861: CSO-server Replies

Cause: Telling client things are ok USER_AGENT_ERROR

Action: The user agent takes proper actions

DRG-11862: This Is Probaly A HTTP Server 0.9 Or Less

Cause: A very old web server USER_AGENT_ERROR

Action: The user agent client takes proper actions

DRG-11863: Bad, Incomplete, Or Unknown Response

Cause: The server is numbering something not understandable
USER_AGENT_ERROR

Action: The user agent takes proper actions

DRG-11864: Unknown Access Authentication Scheme

Cause: The server is using an unkown access authentication scheme
USER_AGENT_ERROR

Action: The user agent client takes proper actions

DRG-11865: News Server Replies

Cause: News Server is responding USER_AGENT_ERROR

Action: The user agent takes proper actions

DRG-11866: Please Try `ftp://` Instead Of `file://`

Cause: wrong access scheme is used. USER_AGENT_ERROR

Action: The user agent client takes proper actions

DRG-11867: Method Not Suited For Automatic Redirection

Cause: Telling client things are ok USER_AGENT_ERROR

Action: The user agent takes proper actions

DRG-11868: Too Many Redirections

Cause: The web server setup configured too many redirections
USER_AGENT_ERROR

Action: The user agent client should take proper actions

DRG-11869: Premature End Of File Detected

Cause: Detected end of file is unexpected USER_AGENT_ERROR

Action: The user agent client takes proper actions

DRG-11870: Response From WAIS Server Too Large -- Extra Lines Ignored

Cause: Response from WAIS caused buffer overflow USER_AGENT_ERROR

Action: The user agent takes proper actions

DRG-11871: WAIS Server Doesn't Return Any Data

Cause: Bad WAIS Server USER_AGENT_ERROR

Action: The user agent takes proper actions

DRG-11872: Can't Connect To WAIS Server

Cause: Connect to WAIS server failed USER_AGENT_ERROR

Action: The user agent takes proper actions

DRG-11873: System Call Replies

Cause: register what system call replies USER_AGENT_ERROR

Action: The user agent takes proper actions

DRG-11874: Wrong Or Unknown Access Scheme

Cause: Protocol class is wrongfully connected to ther server USER_AGENT_ERROR

Action: The user agent takes proper actions

DRG-11875: Access Scheme Is Not Allowed

Cause: Telling client things are ok USER_AGENT_ERROR

Action: The user agent takes proper actions

DRG-11876: When Your Are Connected, You Can Log In

Cause: Pass information to telnet agent USER_AGENT_ERROR

Action: The user agent takes proper actions

DRG-11877: This Cache Version Has Expired And Will Be Automatically Reloaded

Cause: Need to tell user that cache entry has been reloaded USER_AGENT_ERROR

Action: The user agent takes proper actions

DRG-11878: Loading New Rules Must Be Explicitly Acknowledged

Cause: Let user agent client be aware of new rule loading USER_AGENT_ERROR

Action: The user agent takes proper actions

DRG-11879: Automatic Proxy Redirection Msut Be Explicitly Acknowledged

Cause: Let user agent client be aware of proxy redirection USER_AGENT_ERROR

Action: The user agent takes proper actions

DRG-12001: Please enter username:

Cause: Prompt user for name W3CLIB_MSG = 0

Action: The user agent client takes proper actions

DRG-12002: Please enter username for proxy authentication:

Cause: Prompt user for name W3CLIB_MSG = 1

Action: The user agent client takes proper actions

DRG-12003: Please enter username for this FTP server:

Cause: Prompt user for name W3CLIB_MSG = 2

Action: The user agent client takes proper actions

DRG-12004: Password:

Cause: Prompt user for password W3CLIB_MSG = 3

Action: The user agent client takes proper actions

DRG-12005: Please give name of file to save in:

Cause: Prompt user for file name W3CLIB_MSG = 4

Action: The user agent client takes proper actions

DRG-12006: Plase enter account:

Cause: Prompt user for account W3CLIB_MSG = 5

Action: The user agent client takes proper actions

DRG-12007: You might not be allowed to use this method here, continue?

Cause: Warn user of deny of service. W3CLIB_MSG = 6

Action: The user agent client takes proper actions

DRG-12008: Location has moved, continue?

Cause: Warn user of location changes. W3CLIB_MSG = 7

Action: The user agent client takes proper actions

DRG-12009: A new set of rules is requested to be added to your setup - continue?

Cause: Warn user of rule changes. W3CLIB_MSG = 8

Action: The user agent client takes proper actions

DRG-12010: This file already exists - replace existing file?

Cause: Warn user of pending replacement W3CLIB_MSG = 9

Action: The user agent client takes proper actions

DRG-12011: Authentication failed - retry?

Cause: Warn user of authentication failure W3CLIB_MSG = 10

Action: The user agent client takes proper actions

DRG-12012: Proxy authentication failed - retry?

Cause: Warn user of proxy authentication failure W3CLIB_MSG = 11

Action: The user agent client takes proper actions

DRG-12013: This method has already been performed - repeat operation?

Cause: Warn user the repetition of previous method used W3CLIB_MSG = 12

Action: The user agent client takes proper actions

DRG-12014: This document is very big - continue operation?

Cause: Warn user of big document processing W3CLIB_MSG = 13

Action: The user agent client takes proper actions

DRG-12015: The source document for this operation has moved - continue?

Cause: Warn user of location changes W3CLIB_MSG = 14

Action: The user agent client takes proper actions

DRG-12016: The target document for this operation has moved - continue?

Cause: Warn user of destination document changes W3CLIB_MSG = 15

Action: The user agent client takes proper actions

DRG-12017: A redirection may change the behavior of this method - proceed anyway?

Cause: Warn user of redirection effects on method W3CLIB_MSG = 16

Action: The user agent client takes proper actions

DRG-12018: Encountered an automatic request for changing proxy - continue?

Cause: Warn user of automatic proxy change W3CLIB_MSG = 17

Action: The user agent client takes proper actions

DRG-12201: section group *string* already exists

Cause: Section group with the same name already exists

Action: Use another name or delete the existing one first

DRG-12202: error while creating section group

Cause: detect an Oracle error while creating section group

Action: see the accompanying Oracle error and take appropriate action

DRG-12203: section group *string* does not exist

Cause: section group provided does not exist

Action: provide an existing section group

DRG-12204: error while dropping section group *string*

Cause: detect an Oracle error while dropping a section group

Action: see the accompanying Oracle error and take appropriate action

DRG-12206: tag *string* already exists in section group *string*

Cause: the start tag provided already exists in the same Section

Action: provide another start tag

DRG-12210: error while adding section *string*

Cause: detect an Oracle error while adding a section

Action: see the accompanying Oracle error and take appropriate action

DRG-12211: section or section id *string* does not exist

Cause: Section name or Section id to be dropped does not exist

Action: provide an existing Section name or Section id

DRG-12212: error while dropping section *string*

Cause: detect an Oracle error while dropping a Section

Action: see the accompanying Oracle error and take appropriate action

DRG-12213: cannot create/drop section group or sections for other user

Cause: You can only create/drop section group objects of your own

Action: have the other user create/drop his/her own objects

DRG-12217: tags cannot be more than 64 bytes

Cause: max limit of start and end tag is 64 bytes

Action: provide a shorter start and end tag

DRG-12218: section group name missing

Cause: must provide section group name

Action: provide a section group name when creating Section or section group

DRG-12219: section name missing

Cause: must provide Section name when creating a Section

Action: provide a Section name

DRG-12220: a valid tag must be provided

Cause: must provide tag when adding a section to a section group

Action: provide a tag

DRG-12223: section name *string* is a reserved name

Cause: you tried to name a section a reserved name

Action: Specify a different name for the section

DRG-12224: use `ctx_ddl.create_section_group` to create section groups

Cause: you tried to use `ctx_ddl.create_preference` to create a section group

Action: use `ctx_ddl.create_section_group`

DRG-12225: this type of section cannot be added to this section group

Cause: You tried to add sections to the null section group, add a stop section to a non-auto section group, or add a zone or field section to the auto section group

Action: Do not add this type of section to this section group

DRG-12226: a field section named *string* already exists in this section group

Cause: you tried to name an attribute or zone section the same name as an existing field section

Action: use another name

DRG-12227: a zone section named *string* already exists in this section group

Cause: you tried to name an attribute or field section the same name as an existing zone section

Action: use another name

DRG-12228: maximum number of field sections (*string*) exceeded

Cause: a section group has more than the maximum number of unique field sections

Action: no action required

DRG-12229: special section *string* already exists in this section group

Cause: you tried to add a special section which already exists

Action: no action required

DRG-12230: special section name must be one of *string*

Cause: you tried to add an invalid special section

Action: specify a valid special section

DRG-12231: an attr section named *string* already exists in this section group

Cause: you tried to name a field or zone section the same name as an existing attribute section

Action: use another name

DRG-12232: invalid attribute tag format

Cause: you specified a tag for use as an attribute tag which did not have the correct format. An attribute tag must have the form TAG@ATTR

Action: use correct format

DRG-12233: xml sections cannot co-exist with other section types

Cause: you tried to add an xml section to a section group or index which already has zone, field, attr, or special sections, or you tried to add a zone, field, attr, or special section to a section group or index which already has xml sections

Action: n/a

DRG-12234: column *string* already mapped in section group *string*

Cause: you tried to add a column section which already exists

Action: use correct format

DRG-12235: an sdata section named *string* already exists in this section group

Cause: you tried to name a non-sdata section the same name as an existing sdata section

Action: use another name

DRG-12236: an mdata section named *string* already exists in this section group

Cause: you tried to name a non-mdata section the same name as an existing mdata section

Action: use another name

DRG-12237: a section named *string* already exists in this section group

Cause: you tried to map a column but the section name is already being used by another section

Action: use another name

DRG-12238: maximum number of mdata sections (*string*) exceeded

Cause: a section group has more than the maximum number of unique mdata sections

Action: no action required

DRG-12239: maximum number of sdata sections (*string*) exceeded

Cause: a section group has more than the maximum number of unique sdata sections

Action: no action required

DRG-12240: ORDER BY column *string* must be indexed as an SDATA section

Cause: an order by column has been mapped to an MDATA section

Action: adjust section group

DRG-12241: column name *string* is not a valid section name

Cause: an order by or filter by column cannot be implicitly mapped to an SDATA section because the name is not valid as a section name

Action: adjust section group to map column name to a valid section name

DRG-12242: value of *string* is too large for section *string*

Cause: the value of a filter by or order by column is too large to be indexed

Action: update the row

DRG-12243: invalid datatype

Cause: the datatype specified for a sdata or mdata section is invalid

Action: specify a supported datatype

DRG-12244: data conversion error for sdata section *string*

Cause: failed to convert data

Action: check the format of the data

DRG-12245: SDATA operator not compatible with the sdata section *string*

Cause: failed to convert data

Action: check the format of the data

DRG-12246: SDATA operand not compatible with the sdata section *string*

Cause: failed to convert data

Action: check the format of the data

DRG-12247: maximum number of NDATA sections (*string*) exceeded

Cause: a section group has more than the maximum number of unique NDATA sections

Action: no action required

DRG-12248: a NDATA section named *string* already exists in this section group

Cause: you tried to name a non-NDATA section the same name as an existing NDATA section

Action: use another name

DRG-12249: a MVDATA section named *string* already exists in this section group

Cause: you tried to name a non-MVDATA section the same name as an existing MVDATA section

Action: use another name

DRG-12250: maximum number of mvdata sections (*string*) exceeded

Cause: a section group has more than the maximum number of unique mvdata sections

Action: no action required

DRG-12251: MVDATA section in XML_SECTION_GROUP is not supported

Cause: you tried to add MVDATA section in XML_SECTION_GROUP

Action: n/a

DRG-12252: No valid rowid provided with MVDATA update procedure

Cause: No valid rowid(s) provided with MVDATA update procedure

Action: Provide at least one valid rowid with this procedure

DRG-12253: optimized for *string* SDATA sections do not support *string* operation

Cause: An attempt was made to use an operation that is not supported for these SDATA sections.

Action: Use another substitute operation if possible.

DRG-12254: order by for SDATA optimized for search only is not allowed

Cause: An attempt was made to use a query ordering by SDATA section that is optimized for search only.

Action: Use SDATA section that is optimized for sort or sort_and_search.

DRG-12255: invalid data type for SDATA section *string*

Cause: The data type of the SDATA section in the XML enabled context index was invalid.

Action: Specify a supported data type.

DRG-12256: SDATA section *string* is not optimized for search

Cause: Section attribute 'optimized_for' was not set to 'search' for the SDATA section in the XML enabled context index.

Action: Set 'optimized_for' to 'search' for the SDATA section.

DRG-12257: RANGE_SEARCH_ENABLE cannot co-exist with other section types.

Cause: An attempt was made to create an index with a section group having both RANGE_SEARCH_ENABLE on and other sections such as Attribute, Field, MDATA, NDATA, SDATA, Special, or Zone section.

Action: Remove other sections from the section group or do not use RANGE_SEARCH_ENABLE for the section group.

DRG-12300: an index with this column list already exists in the index set

Cause: You tried to add an index to an index set, but an index with the specified column list already exists

Action: n/a

DRG-12301: index does not exist in index set

Cause: You tried to remove an index from an index set, but the specified index was not found

Action: n/a

DRG-12302: invalid column list

Cause: You specified an invalid column list -- it may have a syntax error, duplicate columns, or invalid column names

Action: n/a

DRG-12303: cannot add more than 99 indexes to an index set

Cause: You tried to add too many indexes to the index set

Action: n/a

DRG-12304: index set *string* does not exist

Cause: You specified an invalid index set name

Action: n/a

DRG-12305: column *string* data type is not supported for index set columns

Cause: You specified a column in the column list of an index of an index set which does not have a valid datatype

Action: use only DATE, NUMBER, CHAR, or VARCHAR2 columns in index column lists

DRG-12306: column *string* is too long for index set columns

Cause: You specified a column in the column list of an index of an index set which is too long

Action: CHAR and VARCHAR2 columns must be 30 bytes or less max length

DRG-12307: column *string* is NULL and cannot be indexed

Cause: You tried to index a row where at least one of the meta columns was NULL.

Action: provide a value for the meta column and reindex the row

DRG-12308: use `ctx_ddl.create_index_set` to create index sets

Cause: you tried to use `ctx_ddl.create_preference` to create an index set

Action: use `ctx_ddl.create_index_set`

DRG-12309: not to use compression on attributes lob column

Cause: you tried to use compression on attributes lob column for xml full text index

Action: not to use compression on attributes lob column for xml full text index

DRG-12310: index set name exceeds maximum size of *string*

Cause: Index set name is too many bytes

Action: Correct name and resubmit

DRG-12400: template *string* is empty

Cause: The template is empty.

Action: Check the template was installed successfully.

DRG-12401: invalid template: query within a loop

Cause: A CTX EXEC tag cannot occur within a CTX REPEAT tag.

Action: Remove the CTX EXEC tag.

DRG-12402: error processing template *string*, line *string*

Cause: An error occurred when processing a template.

Action: See other errors on the stack and take the appropriate action.

DRG-12403: template *string* was not found

Cause: The template does not exist.

Action: Check the name of the template and check that it is installed.

DRG-12404: more than one template *string* found

Cause: More than one template with the same name was found.

Action: Remove templates as appropriate.

DRG-12405: error occurred processing CTX REDIRECT or CTX LABEL tag

Cause: Error in syntax of a tag.

Action: Correct the syntax of the tag.

DRG-12406: invalid CTX EXEC tag attribute (*string*)

Cause: The specified attribute is incorrectly specified.

Action: Check the syntax of the specified attribute.

DRG-12407: invalid CTX REPEAT tag attribute (*string*)

Cause: The specified attribute is incorrectly specified.

Action: Check the syntax of the specified attribute.

DRG-12408: invalid variable reference: *string.string*

Cause: The variable referenced does not exist.

Action: Check the label and column name.

DRG-12409: syntax error for label in *string*

Cause: The SQL in a CTX EXEC tag has incorrect syntax for a label or label type.

Action: Check the SQL attribute of the CTX EXEC tag.

DRG-12410: could not process CTX EXEC tag

Cause: An error occurred when processing the SQL attribute of a CTX EXEC tag.

Action: See other errors on the stack and take the appropriate action.

DRG-12411: SQL processing error: *string*

Cause: Error executing SQL from SQL attribute of CTX EXEC tag.

Action: Check the SQL in the SQL attribute.

DRG-12412: missing or invalid Template Processor attribute (*string*)

Cause: The specified attribute was missing or invalid in a HTML input field.

Action: Check the Template Processor-specific attributes in the INPUT, SELECT, RADIO and CHECKBOX tags of the template.

DRG-12422: write to client failed

Cause: See the following messages.

Action: Contact the administrator.

DRG-12430: mandatory argument missing: *string*

Cause: This argument is mandatory.

Action: Re-submit the URL with this argument supplied.

DRG-12431: configuration section *string* not found

Cause: Specified conf argument is invalid.

Action: Re-submit the URL with this argument corrected.

DRG-12432: configuration file *string* not found or unreadable

Cause: An error occurred when processing the configuration file.

Action: Contact the administrator.

DRG-12433: load of *string* JDBC driver class failed

Cause: Driver class is invalid.

Action: Contact the administrator to modify configuration.

DRG-12434: connection failed using configuration *string* information

Cause: Configuration information is not correct.

Action: Contact the administrator to modify configuration.

DRG-12435: highlight table allocation failed

Cause: See the following messages.

Action: Contact the administrator.

DRG-12436: document table allocation failed

Cause: See the following messages.

Action: Contact the administrator.

DRG-12437: highlight table release failed

Cause: See the following messages.

Action: Contact the administrator.

DRG-12438: document table release failed

Cause: See the following messages.

Action: Contact the administrator.

DRG-12439: highlight table read failed

Cause: See the following messages.

Action: Contact the administrator.

DRG-12440: document table read failed

Cause: See the following messages.

Action: Contact the administrator.

DRG-12441: counting the number of highlights failed

Cause: See the following messages.

Action: Contact the administrator.

DRG-12500: stoplist *string* already exists

Cause: the specified stop list already exists

Action: must remove the duplicate stop list if you want to re-create it.

DRG-12501: null stoplist is not allowed

Cause: the specified stop list is null

Action: mustspecify a valid stop list

DRG-12502: cannot modify stoplists owned by other users

Cause: You can only create/drop Stop List or Stop Word objects of your own

Action: have the other user create/drop his/her own objects

DRG-12503: error while creating or dropping stoplist

Cause: detect an Oracle error while creating Stop List

Action: see the accompanying Oracle error and take appropriate action

DRG-12504: stoplist *string* does not exist

Cause: the specified stop list does not exist

Action: check that the Stop List is valid

DRG-12505: error while adding or removing a stop word

Cause: detect an Oracle error while adding or removing Stop Word

Action: see the accompanying Oracle error and take appropriate action

DRG-12506: stop word *string* does not exist in stoplist *string*

Cause: the specified Stop Word does not exist

Action: check that the Stop Word is valid

DRG-12507: stop word *string* already exists in this stoplist

Cause: the specified stop word already exists

Action: must remove the duplicate word if you want to re-create it.

DRG-12508: null stop words are not allowed

Cause: the specified stop word is null

Action: must remove the null stop word if you want to re-create it.

DRG-12509: length of the stop word *string* exceeded the limit of *string* bytes

Cause: A stop list entry has exceeded the maximum length

Action: Reduce the length of the stop list entry

DRG-12511: use `ctx_ddl.create_stoplist` to create stoplists

Cause: you tried to use `ctx_ddl.create_preference` to create a stoplist

Action: use `ctx_ddl.create_stoplist`

DRG-12512: invalid stop class *string*

Cause: you specified an invalid stop class

Action: specify a valid stop class

DRG-12513: valid stop classes are: *string*

Cause: You specified an invalid stop class

Action: Specify a valid stop class

DRG-12514: languages must be specified for stopwords in a MULTI_STOPLIST

Cause: You tried to add a stopword to a multi_stoplist without specifying the language of the stopword

Action: Specify the language of the stopword

DRG-12515: cannot specify language for stopwords in a BASIC_STOPLIST

Cause: You tried to add a language-specific stopword to a basic stoplist.

Action: Do not specify language for the stopword

DRG-12516: language column must be specified when using the multi stoplist

Cause: you tried to create an index using a multi stoplist but you did not specify a language column

Action: specify a language column

DRG-12517: cannot add stopthemes to a MULTI_STOPLIST

Cause: you tried to add a stoptheme to a MULTI_STOPLIST. This is not supported in this version.

Action: n/a

DRG-12518: cannot use this option with MULTI_STOPLIST

Cause: index already has multi_stoplist

Action: can only be used to migrate from basic to multi stoplist

DRG-12519: LANGUAGE COLUMN missing

Cause: index does not have a language column

Action: specify language column value

DRG-12520: LANGUAGE COLUMN mismatch

Cause: LANGUAGE COLUMN does not match language column of the Index

Action: index language column should match specified one

DRG-12521: cannot add STOP PATTERN to NUMBERS stopclass

Cause: NUMBERS is a predefined stopclass to specify numeric values

Action: use any other alphanumeric word

DRG-12600: user datastore procedure name contains a semicolon

Cause: the procedure name specified had a semicolon

Action: remove semicolon or rename procedure name. The correct format is
PACKAGENAME.PROCEDURE_NAME

DRG-12601: invalid user datastore procedure name: *string*

Cause: the format of the procedure name is invalid. It should be in the form
PACKAGENAME.PROCEDURENAME or PROCEDURENAME

Action: make sure PROCEDURE attr has the format
PACKAGENAME.PROCEDURENAME or PROCEDURENAME

DRG-12602: index owner does not have access to user datastore procedure: *string*

Cause: the index owner does not have execute privilege of the procedure

Action: CTXSYS to grant execute privilege of the procedure to index owner

DRG-12603: CTXSYS does not own user datastore procedure: *string*

Cause: CTXSYS does not have execute privilege to the user datastore procedure

Action: make sure the package is owned by CTXSYS and the procedure exist

DRG-12604: execution of user datastore procedure has failed

Cause: an error occur while executing the user datastore procedure

Action: check or debug the datastore procedure

DRG-12605: datatype of column *number* in COLUMNS list is not supported

Cause: one or more of the columns in the column list of the multi datastore are of a
type which the multi datastore is unable to process

Action: change the column list of the multi datastore to contain only supported types.
PL/SQL functions can be used in the comlumn list to convert unsupported types to
supported types.

DRG-12606: error encountered while parsing COLUMNS list

Cause: An oracle error was encountered while parsing the columns list of the multi
datastore.

Action: See next error on stack and take appropriate action

DRG-12607: only ctxsys can create MULTI_COLUMN preferences

Cause: In order to create a multi column datastore preference, the effective user must be ctxsys.

Action: contact your DBA to create the preference as ctxsys

DRG-12700: seed word must be a single word

Cause: seed word is not a single word

Action: use a single-word seed word

DRG-12800: Attribute NESTED_TYPE must have owner name as prefix

Cause: the attribute NESTED_TYPE does not have an owner name prefix

Action: reset the attribute NESTED_TYPE to include owner name prefix

DRG-12801: invalid type: *string*

Cause: invalid nested_type or

Action: check the owner and the type attribute names

DRG-12802: invalid type column: *string*

Cause: column specified does not exist in the type table

Action: check the type table

DRG-12803: invalid text datatype

Cause: LONG and LONG RAW are not supported in nested table

Action: change text column to a supported data type

DRG-12900: Operation:*string* for index: *string* has already been started

Cause: the specified operation has been started

Action: n/a

DRG-13000: error while adding or removing a sub lexer

Cause: see next error

Action: n/a

DRG-13001: sub lexer and multi lexer must have the same owner

Cause: you specified a sub lexer which is not owned by the owner of the enclosing multi-lingual lexer preference

Action: specify a sub lexer owned by the owner of the multi-lexer preference

DRG-13002: preference *string* is not a MULTI_LEXER

Cause: you tried to add a sub lexer to a lexer preference which cannot accept sub lexers. Only multi-lingual lexers can accept sub lexers.

Action: specify a multi lingual lexer

DRG-13003: preference *string* cannot be used as a sub lexer

Cause: you specified a preference for sub lexer which is not a lexer, or is a multi-lingual lexer or is an auto lexer

Action: specify a sub lexer which is not a multi-lingual lexer or an auto lexer

DRG-13004: language is invalid

Cause: you specified an invalid language for the sub lexer or stopword

Action: specify a valid language -- see NLS Support Guide for a list of valid languages

DRG-13005: alt_value cannot be an NLS language name

Cause: you specified an NLS language name as the alt value

Action: specify a non-NLS value

DRG-13006: sub lexer for this language is not defined

Cause: you tried to remove a sub lexer for a language, but no sub lexer was defined for that language

Action: None

DRG-13007: cannot define an alternate value for the DEFAULT sub lexer

Cause: you tried to define an alternate value for the DEFAULT sub lexer

Action: None

DRG-13008: cannot remove the DEFAULT sub lexer

Cause: you tried to remove the DEFAULT sub lexer

Action: None

DRG-13009: multi lexer preference does not have a DEFAULT sub lexer

Cause: you tried to use a multi lexer preference which does not have a DEFAULT sub lexer defined

Action: add a DEFAULT sub lexer to the multi lexer preference and retry

DRG-13010: alt_value is already used by another sub lexer

Cause: you tried to specify an alt value which is already in use by another sub lexer in the lexer preference

Action: specify a different alt value

DRG-13011: language column must be specified when using the multi lexer

Cause: you tried to create an index using a multi lexer preference, but you did not specify a language column

Action: specify a language column

DRG-13012: language column must be a char, varchar, or varchar2 type

Cause: you specified a language column which is not a char, varchar, or varchar2 type.

Action: specify a language column of correct type

DRG-13013: cannot have language independent DEFAULT sub lexer

Cause: you tried to define a language independent DEFAULT sub lexer

Action: DEFAULT sub lexer can only be language dependent

DRG-13014: base table has rows with language column value *string*

Cause: there are documents in the base table with language column value set to symbol for sublexer or stopword being removed

Action: base table should not have such rows

DRG-13015: sublexer *string* already exists in the index

Cause: cannot add a sub_lexer more than once

Action: if you want to update sub_lexer preferences, use update sub_lexer parameter or remove currently used sub_lexer

DRG-13100: index is not partitioned

Cause: you attempted to invoke a partition-level operation on an index which is not partitioned

Action: invoke appropriate index-level operation

DRG-13101: partition *string* does not exist in this index

Cause: you specified a partition name which does not exist

Action: specify correct partition name

DRG-13102: index partition name must be specified

Cause: you attempted to invoke a partition-level operation on a partitioned index but did not specify the partition name

Action: n/a

DRG-13103: index table *string* is partitioned

Cause: you attempted to perform an exchange partition including indexes, but one or more of the internal index tables are partitioned.

Action: specify EXCLUDING INDEXES on the exchange partition, then manually rebuild the indexes.

DRG-13104: indexes do not have equivalent settings for *string*

Cause: you attempted to perform an exchange partition including indexes, but the specified metadata setting is not equivalent across the two indexes, so the data cannot be exchanged

Action: specify EXCLUDING INDEXES on the exchange partition, then manually rebuild the indexes.

DRG-13200: failed to load dictionary file *string*

Cause: failed to load a dictionary file

Action: check whether the dictionary file exists in \$ORACLE_HOME/ctx/data/kolx or access permission is available

DRG-13201: KOREAN_LEXER is desupported

Cause: Using lexer type KOREAN_LEXER which is desupported.

Action: Use lexer type KOREAN_MORPH_LEXER instead.

DRG-13300: document size bigger than *string* bytes

Cause: size of the document being indexed is larger than the maximum supported size for the VARCHAR2 interface of stored procedure

Action: use the CLOB interface for the stored procedure

DRG-13301: syntax error in token data when expecting *string*, at line *string*

Cause: token data returned by the user-defined lexer procedure is incorrect

Action: modify user-defined lexer procedure to return expected data

DRG-13302: number of wildcard offsets must be in the range *string*..*string*, at line *string*

Cause: number of wildcard offsets specified as value for the wildcard attribute does not meet the supported range

Action: modify user-defined lexer query procedure to return valid number of wildcard offsets

DRG-13303: value of wildcard offset must be in the range *string..string*, at line *string*

Cause: value of pre-normalized wildcard offset or post-normalized wildcard offset specified as value for the wildcard attribute does not meet the supported range

Action: modify user-defined lexer query procedure to return valid value for wildcard offset

DRG-13304: character referenced by wildcard attribute is not a wildcard character, at line *string*

Cause: The wildcard attribute value specified the offset of a wildcard character. The character at the specified offset is neither the '%' character nor the '_' character.

Action: Modify user-defined lexer query procedure.

DRG-13305: 'off' attribute value must be in the range *string..string*, at line *string*

Cause: value of 'off' attribute does not meet the supported range

Action: modify user-defined lexer index procedure to return valid value for 'off' attribute

DRG-13306: 'len' attribute value must be in the range *string..string*, at line *string*

Cause: value of 'len' attribute does not meet the supported range

Action: modify user-defined lexer index procedure to return valid value for 'len' attribute

DRG-13307: 'off'=string and 'len'=string references character past end-of-file of *string* character document, at line *string*

Cause: value of 'off' attribute plus value of 'len' attribute is greater than the number of characters in the document

Action: modify user-defined lexer index procedure to return valid values for 'off' and 'len' attributes

DRG-13308: query operator ABOUT not supported by USER_LEXER

Cause: the query contains an ABOUT operator while using USER_LEXER lexer type

Action: remove ABOUT operator from query or use lexer type other than USER_LEXER

DRG-13309: operation not supported by USER_LEXER

Cause: USER_LEXER does not support this operation

Action: stop the operation or use alternate lexer type

DRG-13310: index owner does not have EXECUTE privilege on USER_LEXER stored procedure *string*

Cause: user CTXSYS did not grant EXECUTE privilege on USER_LEXER stored procedure to the index owner

Action: user CTXSYS grant EXECUTE privilege on USER_LEXER stored procedure to index owner

DRG-13311: USER_LEXER stored procedure name contains a semicolon

Cause: the procedure name contains a semicolon character

Action: remove semicolon from procedure name or rename stored procedure

DRG-13312: user CTXSYS does not own USER_LEXER stored procedure *string*
Cause: CTXSYS does not have EXECUTE privilege on the USER_LEXER stored procedure

Action: make sure the stored procedure exists and is owned by CTXSYS

DRG-13400: Oracle Data Mining was not installed

Cause: The function you used depends on Oracle Data Mining, which has not been installed yet.

Action: make sure the Oracle Data Mining is installed

DRG-13401: the preference *string* type is not supported in this API

Cause: the type you have specified is not supported

Action: use a different type

DRG-13500: Parameter_string must start with *string*

Cause: Wrong syntax for parameter_string.

Action: Make sure the parameter_string has the correct syntax

DRG-13501: Shadow Index Already Exists

Cause: A shadow index was previously created already

Action: Drop the shadow index and try again

DRG-13502: NOPOPULATE is not allowed in recreate_index_online

Cause: Specify NOPOPULATE in parameter_string in recreate_index_online

Action: Don't specify NOPOPULATE.

DRG-13503: POPULATE is not allowed for a local index in create_shadow_index

Cause: Specify POPULATE for a local index during create_shadow_index

Action: Don't specify POPULATE.

DRG-13504: *string* has no shadow index

Cause: Tried to perform exchange shadow without creating shadow index first

Action: create a shadow index before doing exchanges_shadow_index

DRG-13505: Keyword *string* is not allowed here in parameter_string

Cause: Wrong syntax for parameter_string

Action: Make sure the parameter_string has the correct syntax

DRG-13506: *string* has no shadow part

Cause: Tried to perform exchange shadow part without creating shadow part first

Action: create a shadow part before doing exchanges_shadow_index on the partition.

DRG-13507: SWAP and NOPOPULATE is incompatible

Cause: Specified SWAP and NOPOUPLATE in parameter string

Action: Correct the parameter string setting

DRG-13508: Not all partitions for index *string* are swapped

Cause: try to swap an local partitioned index when not all partitions are swapped

Action: Swap all partitions first, then swap the (local) index.

DRG-13509: error while swapping shadow index

Cause: an error occurred during the shadow index swap

Action: check error message stack for the actual error

DRG-13510: shadow index does not exist

Cause: Tried to perform exchange shadow without creating shadow index first

Action: create a shadow index before doing exchanges_shadow_index

DRG-13600: Syntax error in the result set descriptor at *string*

Cause: The result set descriptor has a syntax error

Action: check the syntax of the result set descriptor

DRG-13601: Syntax error in the order attribute

Cause: The order attribute has a syntax error

Action: check the syntax of the order attribute

DRG-13602: Number parsing error in *string*

Cause: The number string is malformed

Action: check the syntax of the number string

DRG-13603: Too many sort keys

Cause: Too many sort keys are specified

Action: reduce the number of sort keys

DRG-13604: Too many items to select

Cause: Too many select items are specified

Action: reduce the number of select items

DRG-13605: Too many group tags

Cause: Too many group tags are specified

Action: reduce the number of group tags

DRG-13606: start_hit_num is not specified or out of valid range *number..number*

Cause: start_hit_num is not specified or out of valid range

Action: set a correct start_hit_num value

DRG-13607: end_hit_num is not specified or out of valid range *number..number*

Cause: end_hit_num is not specified or out of valid range

Action: set a correct end_hit_num value

DRG-13608: Temporary lob not created for *ctx_query.result_set_document*

Cause: Temporary lob is not allocated for *ctx_query.result_set_document*

Action: Create a temporary lob for *ctx_query.result_set_document*

DRG-13609: Result set Interface should only have group mvdata element in absence of a query

Cause: No query is specified and result set descriptor has invalid elements

Action: either specify query or change result set descriptor

DRG-13610: Missing group_values in the result set interface

Cause: MVDATA group values not specified in RSI

Action: add group_values element for group counting

DRG-13611: Missing value id for MVDATA group counting in the result set interface

Cause: MVDATA group values not specified in RSI

Action: add value id element for group counting

DRG-13612: Missing path element in the result set interface

Cause: Path element not specified for the ctx_tree element

Action: add path element for the ctx_tree element

DRG-13613: Missing index name

Cause: index name not specified in the API

Action: specify an index name

DRG-13614: result_set_inteface not supported with security policy

Cause: result set interface not supported with security policies

Action: cannot use result set interface on table with security policy

DRG-13615: Only one snippet element allowed in result set interface

Cause: More than one snippet element specified with result set interface

Action: Specify only one snippet element with result set interface

DRG-13616: Invalid MVDATA group counting topn in result set interface

Cause: Cannot use group values and topn for the same group counting

Action: Use group_values or topn

DRG-13617: Invalid MVDATA value for topn in result set interface

Cause: Cannot use topn less than or equal to zero

Action: Use topn greater than zero

DRG-13618: Error in group counting in result set interface

Cause: Cannot do group count for facets with no data

Action: Check facet name or index needed facet values

DRG-13619: Invalid value for MVDATA sortby in result set interface

Cause: Invalid value provided for sortby criteria in result set interface

Action: Select either count or alpha

DRG-13620: Invalid value for MVDATA order in result set interface

Cause: Invalid value provided for order criteria in result set interface

Action: Select either asc or desc

DRG-13621: Duplicate group count element in result set interface

Cause: Group Count element specified more than once for group

Action: Specify one count element for a group

DRG-13622: Unsupported SDATA 'bucketby' value specified in the result set interface

Cause: An unsupported attribute value was specified for the 'bucketby' attribute.

Action: Specify a valid attribute value (range or single).

DRG-13623: Missing 'bucketby' attribute for SDATA group in result set interface

Cause: The 'bucketby' attribute must be specified for SDATA group.

Action: Specify a valid attribute value for 'bucketby' (range or single).

DRG-13624: invalid attribute value for 'collocates' in the result set interface

Cause: An unsupported attribute value was specified for a 'collocates' attribute.

Action: Valid attribute values are larger than zero.

DRG-13625: more than one sentiment element in query

Cause: There was more than one sentiment element in the query.

Action: Ensure there is only one sentiment element.

DRG-13626: too many Item elements in sentiment query

Cause: There were too many item elements in the sentiment query.

Action: Ensure there are less than 10 items in the sentiment element.

DRG-13627: Invalid item attribute value for *string* in result set interface

Cause: There was an unsupported attribute value specified for the item attribute.

Action: Provide a non-zero valid value for the attribute.

DRG-13628: Invalid value for 'sortby' SDATA group count in the result set interface

Cause: An unsupported attribute value was specified for the 'sortby' attribute.

Action: Valid attribute values are 'count' (default) and 'value'.

DRG-13629: Invalid value for 'order' SDATA group count in the result set interface

Cause: An unsupported attribute value was specified for the 'order' attribute.

Action: Valid attribute values are 'des' (default) and 'asc'.

DRG-13630: The 'bucketby' attribute is only supported for 'searchable' SDATA

Cause: The 'bucketby' attribute applies to 'searchable' SDATA sections only.

Action: Enable 'searchable' for this SDATA section.

DRG-13631: Empty queries are not supported with 'bucketby' single

Cause: Empty queries are supported with 'bucketby' range.

Action: Use 'bucketby' range or use a different query.

DRG-13632: Auto lexer is not supported with 'collocates' in the result set interface

Cause: An unsupported lexer was specified for 'collocates'.

Action: Use the basic lexer for 'collocates'.

DRG-13633: Error processing 'collocates' in the result set interface

Cause: Internal error processing the 'collocates' element.

Action: check syntax and re-try

DRG-13700: Syntax error in the Extraction Rule Descriptor

Cause: The Extraction Rule descriptor has a syntax error

Action: check the syntax of the Extraction rule descriptor

DRG-13701: Invalid rule_id

Cause: rule_id is NULL or rule_id <= 0

Action: rule_id must be number > 0

DRG-13702: Rule not found

Cause: No rule for given rule_id

Action: Specify a valid rule_id

DRG-13703: Invalid Type Specified: *string*

Cause: An invalid entity type was specified

Action: Specify a valid entity type

DRG-13704: Invalid Entity Type List

Cause: An invalid entity type list was specified

Action: Check format and types on entity type list

DRG-13705: Must use an Extract Policy

Cause: Using a non-extraction policy

Action: Use a policy created with ctx_entity.create_extract_policy

DRG-13706: Cannot use Entity Extraction Policy here

Cause: Using an entity extraction policy

Action: Use a policy created with ctx_ddl.create_policy

DRG-13707: Rule Engine Loading Failed

Cause: A user rule has an error

Action: Fix the user rule with the error

DRG-13708: Dictionary Loading Failed

Cause: The user dictionary has an error

Action: Fix the user dictionary

DRG-13709: Unsupported Language Specified: *string*

Cause: Unsupported Language Specified

Action: Specify a supported language

DRG-13710: Syntax Error in Dictionary

Cause: Syntax error in dictionary

Action: Correct syntax error in dictionary

DRG-13711: Stop Entity Not Found

Cause: Tried to remove a non-existent stop entity

Action: Cannot remove non-existent stop entity

DRG-13712: User Dictionary already loaded

Cause: Tried to load a 2nd user dictionary to a policy

Action: Drop the dictionary, and then load

DRG-13713: No User Dictionary loaded

Cause: No user dictionary loaded for this policy

Action: Cannot drop non-existent dictionary

DRG-13714: Duplicate Stop Entity

Cause: Trying to load a duplicate uncompiled stop entity

Action: Stop entity is already present

DRG-13715: Null name and type for Stop entity

Cause: Trying to load a stop entity with null name and type

Action: Stop entity must have at least one parameter non-null

DRG-13716: Entity Extraction not enabled

Cause: Haven't loaded correct event

Action: Must load correct event and level

DRG-13717: Null entry or alternate form in user dict

Cause: A entry or alternate form has null value

Action: Entries or alternate forms must be non-null

DRG-13718: No entity type given in user dict

Cause: An entry was not given an entity type

Action: All entries must have an entity type

DRG-13719: File and Drop are mutually exclusive

Cause: Tried to run ctxload with file and drop

Action: file and drop are mutually exclusive

DRG-13720: Stop entity already marked for deletion

Cause: Tried to re-drop a stop entity

Action: Only drop this stop entity once

DRG-13721: Duplicate Type on Typelist

Cause: Duplicate type on typelist

Action: Typelist must be unique

DRG-13722: Invalid Backreference

Cause: Backreference not between 1 and 10

Action: Backreferences must be between 1 and 10

DRG-13723: Invalid Attribute: *string*

Cause: Unsupported Attribute

Action: Follow correct syntax for rule or dictionary

DRG-13724: Invalid Attribute Value: *string*

Cause: Unsupported attribute value

Action: Follow correct syntax for rule or dictionary

DRG-13725: Type Name Too Long

Cause: Type name more than 30 bytes

Action: Type must be less than 30 bytes

DRG-13726: Invalid Tag: *string*

Cause: Unsupported Tag

Action: Follow correct syntax for rule or dictionary

DRG-13727: Missing Tag: *string*

Cause: Missing Necessary Tag

Action: Add tag for rule or dictionary

DRG-13728: Missing Attribute: *string*

Cause: Missing Necessary Attribute

Action: Add attribute for rule or dictionary

DRG-13800: MVDATA section *string* does not exist

Cause: The given MVDATA section name does not exist in USER_SECTIONS

Action: Rewrite query with valid MVDATA section name

DRG-13801: literal is not compatible with the data type of the MVDATA section

Cause: The given literal is not compatible with the data type of the specified MVDATA section.

Action: Rewrite query with a compatible literal

DRG-13802: MVDATA operand not compatible with the mvdata section *string*

Cause: failed to convert data

Action: check the format of the data

DRG-13803: Illegal MVDATA value

Cause: failed to convert data

Action: check the format of the data

DRG-13804: ctx_tree.register_index() not run for index *string* and mvdata section *string*

Cause: failed to create data

Action: create the data (trees) first

DRG-13805: Invalid character in node name *string*

Cause: failed to create data

Action: check the format of the data

DRG-13806: Duplicate path '*string*' in CTX_TREE.ADD_NODE()

Cause: The path specified in ctx_tree.add_node() adds the node with the same name in the same tree at the same level

Action: change path

DRG-13807: Node *string* does not exist or is deleted

Cause: failed to lookup input node

Action: check if the path exists

DRG-13808: Empty path passed into *string*

Cause: path is empty

Action: pass in a non-empty and valid path

DRG-13809: Index with MVDATA sections must have big_io turned on

Cause: Big_io option not specified for MVDATA index

Action: turn on big_io for the index

DRG-13810: Index with support_ctx_tree must have atleast one MVDATA section

Cause: MVDATA section not specified for ctx_tree usage

Action: add one MVDATA section for the index

DRG-13811: Invalid path '*string*' in CTX_TREE.ADD_NODE()

Cause: The path specified in ctx_tree.add_node() is invalid.

Action: change path

DRG-13812: Partitioned Index with MVDATA must have index-level big_io

Cause: Index-level big_io was not specified

Action: turn on big_io at index level

DRG-13813: Duplicate values in Filter Section

Cause: Filter Section contains non-unique values

Action: Ensure that Filter Section has unique values for each doc

DRG-13814: More than one Filter Section in Section Group

Cause: Only one Filter Section allowed in a Section Group

Action: Delete existing Filter Section from Section Group

DRG-13815: Index with Filter sections must have big_io turned on

Cause: Big_io option not specified for Filter Section index

Action: turn on big_io for the index

DRG-13900: Auto_Optimize Process is already started

Cause: Auto_Optimize Process is already started

Action: Can't start auto_optimize when it's already running

DRG-13901: Index must have stage_itab

Cause: Auto_Optimize works on indexes with stage_itab

Action: Use an index with stage_itab for auto_optimize

DRG-13902: Index/Partition already added to auto_optimize list

Cause: Index/Partition already added to auto_optimize list

Action: Can't add index/partition to list twice

DRG-13903: Index/Partition not on the auto_optimize list

Cause: Index/Partition not on the auto_optimize list

Action: Can't remove index/partition from list

DRG-13904: Index/Partition has max_rows set to non-zero value

Cause: Index/Partition is using max_rows to merge

Action: Can't set both Auto_optimize and max_rows

DRG-13905: Index/Partition has auto optimization on

Cause: Index/Partition is using auto optimization

Action: Can't set both Auto_optimize and max_rows

DRG-50000: requested size larger than pagesize

Cause: The requested memoery size is larger than page size,

Action: Contact support

DRG-50100: CORE LSF error: *string*

Cause: detect a CORE LSF error

Action: look up the core error and take appropriate action

DRG-50101: CORE LEM error: *string*

Cause: detect a CORE LEM error while reading the error stack

Action: Contact support

DRG-50102: error getting database compatibility

Cause: could not obtain database compatibility setting

Action: Contact support

DRG-50200: Third-party filter internal error

Cause: Third-party filter could not filter this document because of an internal error.

Action: Contact Oracle Support.

DRG-50300: error sending message from server to client

Cause: internal database error or internal Text error

Action: Call customer support

DRG-50301: server error reading request queue

Cause: database error or internal Text error

Action: Call customer support

DRG-50302: server error reading OOB break queue; cannot detect interrupts

Cause: database error or internal Text error

Action: Call customer support

DRG-50303: error in bufout

Cause: This is an internal error

Action: Contact Oracle Support

DRG-50304: error in execute()

Cause: This is an internal error

Action: Contact Oracle Support

DRG-50305: getcmd() called when one of the queue names is NULL

Cause: This is an internal error

Action: Contact Oracle Support

DRG-50400: maximum number of fuzzy match candidates exceeded: *string*

Cause: Internal error, probably result of large number of indexed words

Action: Contact Oracle support

DRG-50401: failed to retrieve fuzzy match candidates from db: *string*

Cause: Internal error

Action: Contact Oracle support

DRG-50402: Index validation failed for one or more tokens

Cause: Index validation generated an error for one or more tokens

Action: Check the ctx log for the detailed errors

DRG-50403: Invalid MVDATA entries exist in the index

Cause: Index validation generated an error for one or more tokens

Action: Check the ctx log for the detailed errors

DRG-50500: only RULE_CLASSIFIER is accepted in this API

Cause: you specified an illegal classifier

Action: use RULE_CLASSIFIER

DRG-50501: classifier preference not specified

Cause: the classifier preference is not specified

Action: specify a classifier preference

DRG-50502: cannot use RULE_CLASSIFIER in this API

Cause: you specified RULE_CLASSIFIER

Action: use a different classifier

DRG-50503: unsupported classification method

Cause: you specified an unsupported classification method

Action: use a different classifier

DRG-50504: invalid column datatype for *string* table

Cause: the column datatype is invalid

Action: specify a different datatype

DRG-50505: invalid sentiment label

Cause: A sentiment label other than 0, 1 or 2 was present in the training table.

Action: Use 0, 1 or 2 as a training label.

DRG-50600: assertion failed

Cause: An internal check-condition has been violated

Action: Contact Oracle support for assistance

DRG-50601: fatal error

Cause: A fatal error has occurred

Action: Contact Oracle support for assistance

DRG-50603: unrecognized operation code *string*

Cause: Bad operation code was encountered (reached switch default:)

Action: check .h files versions

DRG-50607: failed to obtain column info for cid *string*

Cause: internal error, probably a bug

Action: call customer support

DRG-50608: unexpected end of data

Cause: internal error, probably a bug

Action: call customer support

DRG-50609: pipe internal error

Cause: internal error, probably a bug

Action: call customer support

DRG-50610: internal error: *string*

Cause: internal error, probably a bug

Action: call customer support

DRG-50611: Third party lexer internal error: *string*

Cause: internal error from inxight lexer

Action: call customer support

DRG-50612: internal error: you need to call bind first for this insertion mode

Cause: internal error

Action: call customer support

DRG-50613: internal error: model type is not supported in drctrwpf

Cause: internal error

Action: call customer support

DRG-50614: library loading error in *string*

Cause: internal error

Action: call customer support

DRG-50615: Third party lexer timed out

Cause: Third-party auto lexer could not complete tokenization because the lexer timed out.

Action: Increase the value of the TIMEOUT attribute of the auto_lexer and reindex the document. If TIMEOUT is set to 0 and the lexer still hangs context Oracle Support.

DRG-50616: Stop-Optimize List not found

Cause: internal error

Action: call customer support

DRG-50617: Query string too long: *string*

Cause: internal error

Action: Invalid query string provided

DRG-50618: Failed to create XML context

Cause: internal error

Action: Failed to create XML context for XTI conversion from XML text

DRG-50700: unknown command (args=queue, command)

Cause: this is an internal error

Action: Contact Oracle support to report a bug

DRG-50701: error in listener.get_cmd()

Cause: this is an internal error

Action: Contact Oracle support to report a bug

DRG-50702: error in drtlsleep()

Cause: this is an internal error in a testing function

Action: Contact Oracle Support

DRG-50703: listener startup error

Cause: this is an internal error

Action: Contact Oracle support to report a bug

DRG-50704: Net8 listener is not running or cannot start external procedures

Cause: Oracle Text needs to call external code to complete your request, and could not start the extproc agent process.

Action: Start listener if it is configured for external procedures and is not running. If your listener is running, configure it for starting external procedures and restart it. Consult Oracle documentation for details.

DRG-50800: failed to open cursor

Cause: Too many cursors open for internal queries

Action: implement cursor cleanup routine

DRG-50801: failed to parse cursor

Cause: parse error on an internal query

Action: check versions of code

DRG-50802: failed to bind input

Cause: bind error on an internal query

Action: check versions of code

DRG-50803: failed to define output

Cause: define error on an internal query

Action: check versions of code

DRG-50804: failed to exec cursor

Cause: exec error on an internal query

Action: debug code

DRG-50805: failed to close cursor

Cause: cursor close error on an internal query

Action: check versions of code

DRG-50806: failed to rollback

Cause: transaction rollback error

Action: contact support

DRG-50807: failed to commit

Cause: internal error

Action: contact support

DRG-50850: *string*

Cause: This is an oracle error

Action: See RDBMS documentation

DRG-50851: SQL execute failed

Cause: failed to execute a sql statement

Action: please report this as a bug

DRG-50852: failed to turn SQL trace on

Cause: internal error,

Action: Please contact Oracle support

DRG-50853: fetch error

Cause: fetch error on an internal query

Action: check versions of code

DRG-50855: logoff fail

Cause: Fail to logoff from the database

Action: check versions of code

DRG-50857: oracle error in *string*

Cause: this is an informational message

Action: See error

DRG-50858: OCI error: *string*

Cause: a generic OCI error occurred

Action: Please contact Oracle support

DRG-50859: failed to allocate statement handle

Cause: This is an internal error

Action: Contact Oracle Support

DRG-50860: failed to prepare statement

Cause: This is an internal error

Action: Contact Oracle Support

DRG-50861: failed to obtain type descriptor

Cause: This is an internal error

Action: Contact Oracle Support

DRG-50862: failed to create new Oracle object

Cause: This is an internal error

Action: Contact Oracle Support

DRG-50863: string assignment failed

Cause: This is an internal error

Action: Contact Oracle Support

DRG-50864: number assignment failed

Cause: This is an internal error

Action: Contact Oracle Support

DRG-50865: failed to append to collection

Cause: This is an internal error

Action: Contact Oracle Support

DRG-50866: failed to resize string

Cause: This is an internal error

Action: Contact Oracle Support

DRG-50867: failed to free Oracle object

Cause: This is an internal error

Action: Contact Oracle Support

DRG-50868: failed to free statement handle

Cause: This is an internal error

Action: Contact Oracle Support

DRG-50900: text query parser error on line *string*, column *string*

Cause: bad query

Action: fix query

DRG-50901: text query parser syntax error on line *string*, column *string*

Cause: bad query

Action: fix query

DRG-50902: unexpected character *string*

Cause: bad query

Action: fix query

DRG-50903: invalid weight *string*

Cause: invalid weight

Action: fix query

DRG-50904: weight *string* outside valid range 0.1 to 10.0

Cause: invalid weight

Action: fix query

DRG-50905: invalid score threshold *string*

Cause: invalid score threshold

Action: fix query

DRG-50906: score threshold *string* is not an integer

Cause: invalid score threshold

Action: fix query

DRG-50907: score threshold *string* outside valid range 1 to 100

Cause: invalid score threshold

Action: fix query

DRG-50908: invalid maximum number of documents *string*

Cause: invalid maximum number of documents

Action: fix query

DRG-50909: maximum number of documents *string* is not an integer

Cause: invalid maximum number of documents

Action: fix query

DRG-50910: max documents requested *string* outside valid range 1 to 65535

Cause: invalid maximum number of documents

Action: fix query

DRG-50911: invalid first document number *string*

Cause: invalid first document number

Action: fix query

DRG-50912: first document number *string* is not an integer

Cause: invalid first document number

Action: fix query

DRG-50913: first document requested *string* is not a positive number

Cause: invalid first document number

Action: fix query

DRG-50914: invalid last document number *string*

Cause: invalid last document number

Action: fix query

DRG-50915: last document number *string* is not an integer

Cause: invalid last document number

Action: fix query

DRG-50916: last document *string* is less than first document

Cause: invalid last document number

Action: fix query

DRG-50917: escape on at end of text query string

Cause: unbalanced escape characters

Action: turn escape off

DRG-50918: mismatched close escape character

Cause: no matching open escape character for close escape

Action: match open and close escapes

DRG-50919: NEAR operand not a phrase, equivalence or another NEAR expression

Cause: invalid operand type for NEAR operator

Action: correct operand type

DRG-50920: part of phrase not itself a phrase or equivalence

Cause: invalid type of expression which is part of phrase

Action: fix query

DRG-50921: EQUIV operand not a word or another EQUIV expression

Cause: invalid operand type for EQUIV operator

Action: correct operand type

DRG-50922: PL/SQL execution failed for *string*

Cause: PL/SQL function may not exist or is returning bad value

Action: PL/SQL may not exist or is returning bad value

DRG-50923: could not rewrite PL/SQL for execution

Cause: parser internal

Action: call support

DRG-50924: PL/SQL inside PL/SQL not supported

Cause: PL/SQL function call returned another PL/SQL call

Action: remove recursive PL/SQL

DRG-50925: could not parse return value of PL/SQL

Cause: string returned by PL/SQL function could not be parsed

Action: fix PL/SQL function being called

DRG-50926: invalid text query string

Cause: query string empty or made up of invalid characters

Action: fix query

DRG-50927: parser failed on line *string* on column *string*

Cause: bug

Action: call support

DRG-50928: reserved failure on line *string* on column *string*

Cause: bug

Action: call support

DRG-50929: parser internal on line *string* on column *string*

Cause: bug

Action: call support

DRG-50930: parser memory failure on line *string* on column *string*

Cause: memory allocation or freeing error

Action: call support

DRG-50931: parser not opened

Cause: bug

Action: call support

DRG-50932: parser preference initialization failed

Cause: bug

Action: call support

DRG-50933: parser hash insert failure

Cause: bug

Action: call support

DRG-50934: parser hash create failure

Cause: bug

Action: call support

DRG-50935: parser component failure

Cause: bug

Action: look for other errors

DRG-50936: query word *string* is too complex for index

Cause: bug

Action: look for other errors

DRG-50937: query too complex

Cause: query is too complex for our query evaluator

Action: make query smaller

DRG-50938: parser already bound

Cause: internal coding mistake

Action: call support

DRG-50939: parser not set

Cause: bug

Action: call support

DRG-50940: parser not parsed

Cause: bug

Action: call support

DRG-50941: PL/SQL function *string* cannot be executed

Cause: PL/SQL function may not exist or cannot be executed by user

Action: rewrite PL/SQL function specified in query

DRG-50942: errors: *stringstring*

Cause: PL/SQL function encountered error -- this is the error message

Action: See error message

DRG-50943: query token too long on line *string* on column *string*

Cause: A query token is longer than 256 bytes

Action: Rewrite query

DRG-50944: NEAR operator not supported for theme index

Cause: NEAR operator used in theme index query

Action: Rewrite query without NEAR operator

DRG-50945: Illegal phrase in query for theme index

Cause: Phrase incorrectly defined in theme index query

Action: Rewrite query

DRG-50946: Invalid unary operator for theme index

Cause: Stemming, fuzzy match and soundex not allowed for theme index

Action: Rewrite query

DRG-50947: ABOUT clause not allowed without a theme index

Cause: The query contains an ABOUT clause, but there is no theme index to support it

Action: Rewrite query

DRG-50948: ABOUT clause required in the absence of a text index

Cause: There is no text index, but the query does not contain any about clause. With only a theme index present, each query term must belong to an ABOUT clause

Action: Rewrite query

DRG-50949: too many SQEs

Cause: Too many SQEs to expand

Action: Rewrite query or SQE

DRG-50950: circular SQE found

Cause: Circular SQE reference is found.

Action: Rewrite query or SQE

DRG-50951: Unable to resolve element name for attribute *string*

Cause: XPATH expression such as A/*/@B or A//@B is not supported.

Action: Rewrite query

DRG-50952: Section is not PATH section group

Cause: XPATH expression has section which is not created using PATH section group.

Action: Rewrite query not to use XPATH expression or create the index with PATH section group

DRG-50953: Unable to determine section name

Cause: XPATH expression should not end with . or *

Action: Rewrite the path expression not to use . or * at the end

DRG-50954: Theme index is required for CTXCAT about queries

Cause: There is no theme index, but the catsearch query contains about clause. You must create a theme index before using ABOUT query against CTXCAT index

Action: create theme index

DRG-50955: Missing comma in transform clause *string*

Cause: A transform clause in a query template is missing a comma

Action: Add the comma in the appropriate position

DRG-50956: Theme index is required for THEMES transform queries

Cause: There is no theme index, but the operator TRANSFORM is used with THEMES as its parameter. You must create a theme index before using THEMES in TRANSFORM operator.

Action: create theme index

DRG-50957: Missing *textquery* element in query template *string*

Cause: The *textquery* tag is missing or misspelled in a query template

Action: Correct the missing tag

DRG-50958: Missing quote in transform clause *string*

Cause: A transform clause in a query template is missing a quote

Action: Add the quote in the appropriate position

DRG-50959: Query length exceeds *string* bytes

Cause: the query length exceeds the maximum allowed length

Action: reduce the length of the query

DRG-50960: Mild not operand not a term or phrase

Cause: invalid operand type for MNOT operator

Action: correct operand type

DRG-50961: Missing *string* for *string* clause

Cause: the specified tag is missing from the specified complex query clause

Action: Add missing clause

DRG-50962: Query operators are not allowed in transform input *string*

Cause: You specified an operator (such as wildcard) in the input string for the transform operator

Action: Remove or escape the query operator

DRG-51002: unexpected component failure

Cause: Internal error

Action: Contact Oracle support

DRG-51017: unable to open storage buffer for fuzzy match candidates

Cause: Internal error, probably insufficient memory

Action: Contact Oracle support

DRG-51019: unable to open or illegal format for fuzzy match data file: *string*

Cause: Unable to open OS file containing fuzzy matching information or the file was not of the correct format

Action: Consult the documentation for correct location of the fuzzy match information files and check for file damage

DRG-51020: out of memory in fuzzy matcher

Cause: Cannot allocate more memory

Action: Contact your system administrator

DRG-51021: undefined error in fuzzy matcher

Cause: Internal error

Action: Contact Oracle support

DRG-51022: undefined error in stemmer

Cause: Internal error

Action: Contact Oracle support

DRG-51023: stemmer file cannot be opened

Cause: Unable to open OS file containing stemmer lexicon, or the file contents were not correct

Action: Consult documentation for correct location of the stemmer lexicons and check for file damage

DRG-51024: out of memory in stemmer

Cause: Cannot allocate more memory

Action: Contact your system administrator

DRG-51025: an invalid character was passed to the stemmer

Cause: Invalid character in word input to the stemmer

Action: Remove invalid character from word to be stemmed

DRG-51028: unexpected error in fuzzy match expansion: %(1)

Cause: Internal error

Action: Contact Oracle support

DRG-51029: unexpected error in stemmer expansion: %(1)

Cause: Internal error

Action: Contact Oracle support

DRG-51030: wildcard query expansion resulted in too many terms

Cause: User error

Action: Make wildcard query narrower

DRG-51100: invalid program argument index

Cause: This is an internal error

Action: Contact Oracle Support to report a bug

DRG-51101: argument processing callback failed

Cause: this is an internal error

Action: Contact Oracle support to report a bug

DRG-51200: open keymap failed for index id = *string*

Cause: Failed to initialize the keymap for the column id specified.

Action: Check index ID. Contact support if caused by internal errors

DRG-51201: failed to perform DDL operation: database object *string*

Cause: Textkey mapping service failed on DDL operation

Action: Check Oracle error and take corrective action

DRG-51202: invalid key mapping operation mode : *string*

Cause: invalid keymap mode value found. This is an internal error

Action: Contact Oracle support

DRG-51203: found doc ids without mappings during get maps

Cause: found doc ids without mappings during get mapping by doc ids, the index data and keymap service are out of synch.

Action: Contact Oracle support

DRG-51300: error getting dml Queue lock

Cause: a server must have hung while processing the dml Queue, leaving it locked

Action: Contact Oracle support

DRG-51301: error releasing dml Queue lock

Cause: internal database error, or perhaps someone dropped the lock while we were using it

Action: Contact Oracle support

DRG-51311: DML lock handle previously allocated

Cause: internal error

Action: Contact Oracle support

DRG-51312: DML lock internal error *string*

Cause: internal error

Action: Contact Oracle support

DRG-51313: timeout while waiting for lock

Cause: most likely an internal error

Action: Contact Oracle support

DRG-51314: index is not empty

Cause: you attempted to invoke populate_pending against an index which already has or has had indexed documents.

Action: populate pending manually, or recreate the index NOPOPULATE

DRG-51315: AGGMERGE lock internal error %(1)

Cause: internal error

Action: Contact Oracle support

DRG-51403: New index name not provided by kernel

Cause: this is an internal error

Action: Contact Oracle support

DRG-51801: failed to seek in file: %(1)

Cause: this is an internal error

Action: Contact Oracle support

DRG-51802: failed to read from file: %(1)

Cause: this is an internal error

Action: Contact Oracle support

DRG-51803: failed to open file: %(1)

Cause: this is an internal error

Action: Contact Oracle support

DRG-51804: failed to write to file: %(1)

Cause: this is an internal error

Action: Contact Oracle support

DRG-52100: *string* returned internal error code *string*

Cause: this is an internal error

Action: Contact Oracle support

DRG-52101: an invalid session handle was passed to Oracle Text

Cause: this is an internal error

Action: Contact Oracle support

DRG-52102: an invalid transaction handle was passed to Oracle Text

Cause: this is an internal error

Action: Contact Oracle support

DRG-52103: the Oracle Text environment could not reset

Cause: this is an internal error

Action: Contact Oracle support

DRG-52104: the Oracle Text environment could not initialize

Cause: this is an internal error

Action: Contact Oracle support

DRG-52105: no delete function found

Cause: this is an internal error

Action: Contact Oracle support

DRG-52106: Oracle Text service results could not be committed

Cause: this is an internal error

Action: Contact Oracle support

DRG-52107: ctxkbtc internal error

Cause: this is an internal error

Action: Contact Oracle support

DRG-52108: failed to delete knowledge base user extension

Cause: this is an internal error

Action: check file permissions or contact Oracle support

DRG-52109: error in reading thesaurus

Cause: this is an internal error

Action: Contact Oracle support

DRG-52110: error in writing extended knowledge base

Cause: this is an internal error

Action: Contact Oracle support

DRG-52111: error in knowledge base cache

Cause: this is an internal error

Action: Contact Oracle support

DRG-52112: improper Chinese string *string* of length *number*

Cause: this is an internal error

Action: n/a

DRG-52113: improper Japanese string *string* of length *number*

Cause: this is an internal error

Action: n/a

DRG-52200: invalid state during export

Cause: this is an internal error

Action: Contact Oracle support

DRG-52201: incompatible Oracle Text versions

Cause: attempting to import an incompatible version of Oracle Text data

Action: make sure source and target Oracle Text versions are compatible

DRG-52202: invalid class name: *string*

Cause: the specified class name is not valid

Action: Contact Oracle Support

DRG-52203: invalid object name: *string*

Cause: the specified object name is not valid

Action: Contact Oracle Support

DRG-52204: error while registering index

Cause: this is an internal error

Action: Contact Oracle support

DRG-52205: class *string* and object *string* already exists for this index

Cause: duplicate entry of class and object

Action: Contact Oracle support

DRG-52206: error while registering index object

Cause: this is an internal error

Action: Contact Oracle support

DRG-52207: the specified attribute does not exist: *string*

Cause: This is an internal error

Action: Contact Oracle Support

DRG-52208: the specified attribute already exist: *string*

Cause: This is an internal error

Action: Contact Oracle Support

DRG-52210: error while registering value for attribute: *string*

Cause: This is an internal error

Action: Contact Oracle Support

DRG-52211: error while registering partition

Cause: this is an internal error

Action: Contact Oracle support

DRG-52212: error while registering cdi columns

Cause: this is an internal error

Action: Contact Oracle support

DRG-52300: Index *string.string* does not exist

Cause: The given index does not exist for the current user

Action: Give a valid index name

DRG-52301: Query Stats is already enabled for this index

Cause: attempting to enable the query stats for an index for which it is already enabled

Action: None. No need to enable again

DRG-52302: Query Stats is not enabled for this index

Cause: attempting to disable the query stats for an index for which it is not enabled

Action: None. No need to disable if it is not already enabled

DRG-52303: Option String is full

Cause: Index option string is full

Action: None

DRG-52304: This operation requires Query Stats to be enabled for the index

Cause: attempting to do an operation which required query stats option for the index to be enabled

Action: Enable query stats option for the index using `ctx_output.enable_query_stats()`

DRG-52305: Unknown value, *string*, passed in to *stat_type*

Cause: An invalid value is passed in to the parameter `stat_type`

Action: Give a valid value

DRG-52400: Dictionary *string* already exists

Cause: The specified dictionary already exists

Action: Must drop the dictionary if you want to re-create it.

DRG-52401: Invalid language *string* specified

Cause: Language specified is invalid

Action: Must specify a valid language

DRG-52402: Dictionary name is invalid

Cause: The specified dictionary name is invalid

Action: Must provide valid dictionary name

DRG-52403: Dictionary *string* does not exist

Cause: The specified dictionary does not exist

Action: Retry with the correct dictionary name

DRG-52404: policy_languages requires auto lexer

Cause: policy_languages requires the auto lexer to retrieve language information. The auto lexer was not specified, however.

Action: Specify auto lexer for the policy.



EVM-00001 to EVM-00901

EVM-00001: Cannot write raw events to a terminal

Cause: Attempted to redirect binary events to a terminal.

Action: Use `evmshow` to format events for display.

EVM-00002: Use `evmshow` to format events for display

Cause: Attempted to redirect binary events to a terminal.

Action: Use `evmshow` instead.

EVM-00003: Failed to open file "*string*": *string*

Cause: Filename, path or the permissions were not valid.

Action: Use a valid path and filename, check permissions. Otherwise contact Oracle Customer Support.

EVM-00004: Failed to open channel config file "*string*"

Cause: Configuration file name, the path or the permissions were not valid.

Action: Use a valid path and filename, check permissions. Otherwise contact Oracle Customer Support.

EVM-00006: Failed to create temporary file

Cause: The file being used as a temporary file for `evmsort` had one of the following issues; filename, path or the permissions were not valid.

Action: Use a valid path and filename, check permissions. Otherwise contact Oracle Customer Support.

EVM-00007: Failed to write to temporary file

Cause: The file being used as a temporary file for `evmsort` had one of the following issues; filename, path or the permissions were not valid.

Action: Use a valid path and filename, check permissions. Otherwise contact Oracle Customer Support.

EVM-00008: Failed to read from temporary file

Cause: The file being used as a temporary file for `evmsort` had one of the following issues; filename, path or the permissions were not valid.

Action: Use a valid path and filename, check permissions. Otherwise contact Oracle Customer Support.

EVM-00009: Failed to create EVM posting connection

Cause: Error occurred while communicating with the EVM daemon.

Action: Check log and status of the EVM daemon.

EVM-00010: Failed to read from EVM posting connection

Cause: Error occurred while communicating with the EVM daemon.

Action: Check log and status of the EVM daemon.

EVM-00011: Failed to write to EVM posting connection

Cause: Error occurred while communicating with the EVM daemon.

Action: Check log and status of the EVM daemon.

EVM-00012: Failed to create EVM listening connection

Cause: Error occurred while communicating with the EVM daemon.

Action: Check log and status of the EVM daemon.

EVM-00013: Failed to read from EVM listening connection

Cause: Error occurred while communicating with the EVM daemon.

Action: Check log and status of the EVM daemon.

EVM-00014: Failed to write to EVM listening connection

Cause: Error occurred while communicating with the EVM daemon.

Action: Check log and status of the EVM daemon.

EVM-00015: Failed to create EVM service connection

Cause: Error occurred while communicating with the EVM daemon.

Action: Check log and status of the EVM daemon.

EVM-00016: Failed to read from EVM service connection

Cause: Error occurred while communicating with the EVM daemon.

Action: Check log and status of the EVM daemon.

EVM-00017: Failed to start EVM service "*string*"

Cause: EVM daemon failed to start.

Action: Check log for the EVM daemon.

EVM-00018: Failed to write to output stream

Cause: Failed to write to standard output.

Action: Contact Oracle Customer Support.

EVM-00019: Failed to read event from input stream

Cause: Bad input file for evmshow/evmsort EOF missing.

Action: Check the input file.

EVM-00020: Failed to create event subscription

Cause: Bad network connection between subscriber and EVM daemon.

Action: Check the network connection and filter string.

EVM-00021: Failed to create filter

Cause: Used a null filter string or memory allocation failed.

Action: Use a non null filter string.

EVM-00022: Invalid filter string

Cause: Used a null or invalid filter string.

Action: Contact Oracle Customer Support.

EVM-00023: Filter test operation failed

Cause: Used a null or invalid filter string.

Action: Use a non null filter string. Otherwise contact Oracle Customer Support.

EVM-00024: Lost connection to EVM daemon

Cause: Evmlogger lost connection to evmdaemon.

Action: Check status of evmlogger, evmd daemons and logs.

EVM-00025: Authorization database error

Cause: Not authorized to post/listen for certain events.

Action: Check evm.auth file to ensure the current user is authorized to post/listen for specific events.

EVM-00026: Failed to post event "*string*"

Cause: Evmpost failed to post an event.

Action: Check the status and log for EVM daemon.

EVM-00027: Memory allocation failure

Cause: The system is running low on memory.

Action: Check the availability of memory in the system.

EVM-00029: Event contains invalid values

Cause: Invalid syntax for an event was used.

Action: Use a valid syntax for an event.

EVM-00030: Event name is missing

Cause: Name of the event was missing.

Action: Use a valid syntax for an event.

EVM-00031: Event name has too few components

Cause: Invalid syntax for an event was used.

Action: Use a valid syntax for an event.

EVM-00032: Failed to write event

Cause: Failed to write event to output file.

Action: Check the permissions of the file. Otherwise contact Oracle Customer Support.

EVM-00033: Error in input file "*string*", line *number*

Cause: Failed to parse input file.

Action: Check input file and the line for possible errors. Otherwise contact Oracle Customer Support.

EVM-00034: Error: *string*

Cause: Error Occured.

Action: Look at the error message for details.

EVM-00035: EVM service "*string*" terminated with exit code *number*

Cause: EVM daemon died.

Action: Check the EVM daemon log.

EVM-00036: Host "*string*" is unknown

Cause: Invalid hostname discovered while trying to create a connection to the EVM daemon.

Action: Check the hostname, on which EVM daemon is running. Otherwise contact Oracle Customer Support.

EVM-00037: Failed to connect to EVM daemon on "*string*"

Cause: EVM daemon is dead or is not responding.

Action: Check the status of EVM daemon and logs.

EVM-00038: Failed to create an EVM event

Cause: Failed to create an EVM event.

Action: Check the EVM daemon log.

EVM-00039: Invalid port number in host name "*string*"

Cause: Used an invalid port number.

Action: Use a valid or a different port number.

EVM-00040: Error occurred while reading from "*string*"

Cause: Error occurred when evmshow was reading from an input file.

Action: Check the input file.

EVM-00042: Use "*string -A*" to format events, or pipe output to evmshow

Cause: Invalid use of evmshow command.

Action: Use evmshow command as instructed.

EVM-00043: Attempting to reconnect to the EVM daemon...

Cause: Evmwatch trying to reconnect to the evm daemon.

Action: Not an error message.

EVM-00044: Attempting to reconnect to the EVM daemon on "*string*"...

Cause: Evmwatch trying to reconnect to the evm daemon on this host.

Action: Not an error message.

EVM-00045: EVM connection re-established

Cause: Evmwatch was able to reconnect to the evm daemon.

Action: Not an error message.

EVM-00104: End of file reached unexpectedly

Cause: End of event template file reached unexpectedly.

Action: Check the event template file in evm/admin.

EVM-00105: Missing end-of-group character

Cause: end-of-group character missing in event template file.

Action: Check the event template file in evm/admin.

EVM-00106: Missing end-of-string character

Cause: end-of-string character missing in event template file.

Action: Check the event template file in evm/admin.

EVM-00107: Value "*string*" is not valid

Cause: Invalid value found in the event template file.

Action: Check the event template file in evm/admin.

EVM-00108: Keyword "*string*" is not valid

Cause: Invalid keyword found in the event template file.

Action: Check the event template file in evm/admin.

EVM-00201: Failed to allocate space for application object

Cause: The system is running low on memory.

Action: Check the availability of memory in the system.

EVM-00202: Failed to allocate space for local lock pathname

Cause: The system is running low on memory.

Action: Check the availability of memory in the system.

EVM-00301: Failed to open logger config file "*string*"

Cause: Configuration file had one of the following problems; filename, path or permissions were not valid.

Action: Check whether path and permissions are valid. Otherwise contact Oracle Customer Support.

EVM-00302: Configuration error - using default configuration

Cause: Configuration file had invalid configuration details

Action: Check the configuration file.

EVM-00303: Keyword "*string*" is invalid in this position

Cause: Valid Keyword was used in an invalid position in configuration file.

Action: Use the correct syntax.

EVM-00304: Configuration error in file *string*, line *number*

Cause: Configuration error in configuration file.

Action: Check the configuration file.

EVM-00305: Memory allocation failure for "*string*"

Cause: The system is running low on memory.

Action: Check the availability of memory in the system.

EVM-00306: Failed to create filter for "*string*"

Cause: Failed to create a filter for events for evmlogger.

Action: Check the availability of memory.

EVM-00307: Filter string invalid for "*string*"

Cause: Used a null filter string or memory allocation failed.

Action: Use a non null filter string.

EVM-00308: Failed to open eventlog "*string*": *string*

Cause: Eventlog file had one of the following problems; filename, path or permissions were not valid.

Action: Check whether path and permissions are valid. Otherwise contact Oracle Customer Support.

EVM-00309: Failed to write to eventlog "*string*"

Cause: Eventlog had one of the following problems; size or permissions were not valid.

Action: Check the permissions and the size of the eventlog file. Otherwise contact Oracle Customer Support.

EVM-00310: Invalid suppression filter for eventlog "*string*"

Cause: Invalid filter was used.

Action: Use a non null filter. Otherwise contact Oracle Customer Support.

EVM-00311: Invalid entry in eventlog "*string*" (*number events OK*)

Cause: Evmlogger found an invalid entry in eventlog.

Action: Check the eventlog file.

EVM-00312: Eventlog "*string*" disabled

Cause: Events could not be written to the eventlog file.

Action: Check the permissions,max size of the logfile.

EVM-00313: Eventlog "*string*" re-enabled

Cause: Events logging is reenabled.

Action: Not an error message.

EVM-00314: Forwarder "*string*" disabled

Cause: Forwarding is disabled by the evmlogger.

Action: Not an error message.

EVM-00315: Forwarder "*string*" re-enabled

Cause: Forwarding is disabled by the evmlogger.

Action: Not an error message.

EVM-00316: Suppression disabled for "*string*"

Cause: Error message filtering suppression disabled for this string.

Action: Not an error message.

EVM-00317: Suppression re-enabled for "*string*"

Cause: Error message filtering suppression reenabled for this string.

Action: Not an error message.

EVM-00318: Failed to open config info file "*string*"

Cause: Configuration file had one of the following problems; filename, path or permissions were not valid.

Action: Check whether path and permissions are valid. Otherwise contact Oracle Customer Support.

EVM-00319: Keyword "*string*" is not allowed in a secondary config file

Cause: Invalid Keyword was used.

Action: Use a valid Keyword.

EVM-00323: Config file "*string*" has insecure write permission

Cause: The configuration file had write permissions for the group 'other'.

Action: Change the write permissions for the configuration file

EVM-00324: Config file "*string*" has incorrect ownership

Cause: Configuration file should be owned by root or bin.

Action: Change the owner of configuration file to root or bin.

EVM-00325: Config file "*string*" is not a regular file

Cause: Configuration file is not a regular file.

Action: Check the configuration file.

EVM-00401: Failed to open binary event library file

Cause: Binary event file had one of the following problems; filename, path or permissions were not valid.

Action: Check whether path and permissions are valid. Otherwise contact Oracle Customer Support.

EVM-00601: Data read from the input stream is not a valid EVM event

Cause: evmshow tried to read an invalid EVM event.

Action: Check the logs for the evm daemon.

EVM-00701: Check that the event is registered and you are authorized to post it

Cause: Not authorized to post for certain events.

Action: Check evm.auth file to ensure the current user is authorized to post the specific event.

EVM-00702: Priority must be an integer in the range 0-*number*

Cause: Used an integer out of the range for priority.

Action: Use a valid integer.

EVM-00801: Missed *number* subscribed-to event(s)

Cause: Missed some events during the connection setup phase.

Action: Not an error message.

EVM-00802: Failed to reconnect within *number* seconds - terminating


Cause: Failed to establish a connection with EVM daemon.

Action: Check the logs for EVM daemon.

EVM-00901: Invalid sort specification "*string*"

Cause: Invalid sort specification used for evmsort.

Action: Use a valid sort specification. Look at documentation for evmsort using evmsort -h.



EXP-00000 to EXP-00114

EXP-00000: Export terminated unsuccessfully

Cause: Export encountered an Oracle error.

Action: Look up the accompanying Oracle message in the ORA message chapters of this manual, and take appropriate action.

EXP-00001: data field truncation - column length=*number*, buffer size=*number* actual size=*number*

Cause: Export could not fit a column in the data buffer.

Action: Record the given size parameters and the accompanying messages and report this as an Export internal error to customer support. (Part of the table has been exported. Export will continue with the next table.)

EXP-00002: error in writing to export file

Cause: Export could not write to the export file, probably because of a device error. This message is usually followed by a device message from the operating system.

Action: Take appropriate action to restore the device.

EXP-00003: no storage definition found for segment(*number*, *number*)

Cause: Export could not find the storage definitions for a cluster, index, or table.

Action: Record the accompanying messages and report this as an Export internal error to customer support.

EXP-00004: invalid username or password

Cause: An invalid username or password was specified.

Action: Retry with a valid username and password.

EXP-00005: all allowable logon attempts failed

Cause: Attempts were repeatedly made to log on with an invalid username or password.

Action: Shut down the utility, then restart and retry with a valid username and password.

EXP-00006: internal inconsistency error

Cause: Export's data structure was corrupted.

Action: Record the accompanying messages and report this as an Export internal error to customer support.

EXP-00007: dictionary shows no columns for *string.string*

Cause: Export failed to gather column information from the data dictionary. The table may have been dropped.

Action: Retry the export and, if this error recurs, report it as an Export internal error to customer support.

EXP-00008: ORACLE error *number* encountered

Cause: Export encountered the referenced Oracle error.

Action: Look up the Oracle message in the ORA message chapters of this manual and take appropriate action.

EXP-00009: no privilege to export *string*'s table *string*

Cause: An attempt was made to export another user's table. Only a database administrator can export another user's tables.

Action: Ask your database administrator to do the export.

EXP-00010: *string* is not a valid username

Cause: An invalid username was specified.

Action: Shut down the utility, then restart and retry with a valid username.

EXP-00011: *string.string* does not exist

Cause: Export could not find the specified table.

Action: Retry with the correct table name.

EXP-00012: *string* is not a valid export mode

Cause: An invalid export mode was specified.

Action: Retry with a valid export mode.

EXP-00013: respond with either 'Y', 'N', RETURN or '.' to quit

Cause: An invalid response was entered.

Action: Enter any of the responses shown in the message.

EXP-00014: error on row *number* of table *string*\n

Cause: Export encountered an Oracle error while fetching rows.

Action: Look up the accompanying Oracle message in the ORA message chapters of this manual and take appropriate action.

EXP-00015: error on row *number* of table *string*, column *string*, datatype *number*

Cause: Export encountered an error while fetching or writing the column. An accompanying message gives more information.

Action: Correct the error and try again.

EXP-00016: ORACLE error encountered while reading default auditing options

Cause: Export encountered an Oracle error while reading the default auditing options (those for updates, deletes, and so on).

Action: Look up the accompanying Oracle message in the ORA message chapters of this manual and take appropriate action.

EXP-00017: feature "*string*" is needed, but not present in database

Cause: The command entered requires the specified feature. Either that feature is not installed, or the row describing the feature is missing from table V\$OPTION

Action: Reinstall Oracle with the feature specified in the message.

EXP-00018: datatype (*number*) for column *string*, table *string.string* is not supported

Cause: Export does not support the referenced datatype.

Action: Retry with an acceptable datatype (CHAR, NUMBER, DATE, LONG, or RAW).

EXP-00019: failed to process parameters, type 'EXP HELP=Y' for help

Cause: Invalid command-line parameters were specified.

Action: Check the online help screen for the set of valid parameters, then retry.

EXP-00020: failed to allocate memory of size *number*

Cause: Export failed to allocate the necessary memory.

Action: Decrease the export buffer size so that less memory is required, or increase the runtime memory size for Export.

EXP-00021: can only perform incremental export in Full Database mode

Cause: USER or TABLE mode was specified when doing an incremental export.

Action: Specify FULL database mode (FULL=Y) and retry.

EXP-00022: must be SYS or SYSTEM to do incremental export

Cause: The privileges needed to do an incremental export do not exist. Only a database administrator can do incremental exports.

Action: Ask the database administrator to do the incremental export.

EXP-00023: must be a DBA to do Full Database or Tablespace export

Cause: The privileges needed to do a FULL database export do not exist. Only a database administrator can do a FULL database export.

Action: Ask the database administrator to do the FULL database export.

EXP-00024: Export views not installed, please notify your DBA

Cause: The necessary Export views were not installed.

Action: Ask the database administrator to install the required Export views.

EXP-00025: dictionary shows no column for constraint *string.number*

Cause: Export failed to gather column information about the referenced constraint from the data dictionary. The constraint may have been altered.

Action: Retry the export and, if this error recurs, report it as an Export internal error to customer support.

EXP-00026: conflicting modes specified

Cause: Conflicting export modes were specified.

Action: Specify only one parameter and retry.

EXP-00027: failed to calculate ORACLE block size

Cause: Export failed to calculate the Oracle block size.

Action: Report this as an Export internal error to customer support.

EXP-00028: failed to open *string* for write

Cause: Export failed to open the export file for writing. This message is usually followed by device messages from the operating system.

Action: Take appropriate action to restore the device.

EXP-00029: Incremental export mode and consistent mode are not compatible

Cause: Both consistent and incremental exports were specified.

Action: None. Consistent mode is turned off.

EXP-00030: Unexpected End-Of-File encountered while reading input

Cause: Encountered an End-Of-File while reading the user input.

Action: If input to export is being redirected, check the file for errors.

EXP-00031: Arraysize not in valid range. Using arraysize=*number*

Cause: The arraysize value specified is not in the valid range.

Action: None

EXP-00032: Non-DBAs may not export other users

Cause: Only database administrators can export to other users. A non- database administrator attempted to specify owner=user where exporter is not the user.

Action: Request that this operation be performed by the database administrator.

EXP-00033: Could not find environment character set

Cause: The environment character set is missing or incorrectly specified.

Action: Ensure that the environment character set is correctly specified and is present.

EXP-00034: error on rowid: file# *number* block# *number* slot# *number*

Cause: Identifies the rowid on which an error occurred.

Action: This is an information message. No action is required.

EXP-00035: QUERY parameter valid only for table mode exports

Cause: You specified the QUERY parameter in an export command, but you are not performing a table mode export. The QUERY parameter cannot be used for a user mode export, a full export, nor a point in time recovery export.

Action: If you want to select a subset of rows for a table, you must export the table independently with a table mode export. Issue a table mode export command that specifies the table name and the query you want to execute during export.

EXP-00036: Object *number* non-existent in dictionary

Cause: The specified object could not be found in the dictionary. The object might have been dropped during the export

Action: The object no longer exists; no action is needed.

EXP-00037: Export views not compatible with database version

Cause: The Export utility is at a higher version than the database version and is thereby incompatible.

Action: Use the same version of Export utility as the database.

EXP-00038: Bad Hash cluster id in clu\$

Cause: The function id in clu\$ is not a legal number. Clu\$ has become corrupted.

Action: Contact Worldwide Support

EXP-00039: export file *string* must be on a disk

Cause: On some platforms, export can read files from tape. This message is displayed if the first file in an export file set was on disk and you specified a tape device for a second or subsequent file.

Action: Verify that you have specified the correct file name for the export file. Remember that all export files can be either on disk or all files can be on tape, but not mixed both tape and disk.

EXP-00040: Dump file and log file must be different

Cause: The dump file and log file cannot be the same file.

Action: Specify different file names for the dump file and the log file, then retry the operation.

EXP-00041: INCTYPE parameter is obsolete

Cause: Export encountered the INCTYPE parameter when parsing Export options. Incremental Exports are no longer supported.

Action: Consult the Oracle Backup and Recovery guide. Export will attempt to continue.

EXP-00042: Missing NLS_CHARACTERSET/NLS_NCHAR_CHARACTERSET in props\$

Cause: A value for NLS_CHARACTERSET/NLS_NCHAR_CHARACTERSET was not entered in the props\$ table"

Action: internal error.

EXP-00043: Invalid data dictionary information in the row where column "string" is "string" in table string

Cause: The export utility retrieved invalid data from the data dictionary.

Action: Contact Oracle Worldwide Support.

EXP-00044: must be connected 'AS SYSDBA' to do Point-in-time Recovery or Transportable Tablespace import

Cause: The user must log in 'as SYSDBA' to perform transportable tablespace imports or Point-In-Time Recovery imports.

Action: Ask your database administrator to perform the Transportable Tablespace import or the Tablespace Point-in-time Recovery import.

EXP-00045: Cannot export SYSTEM Tablespace for Point-in-time Recovery or Transportable Tablespace

Cause: SYSTEM tablespace cannot be part of recovery set or transportable tablespace set.

Action: Contact Oracle Worldwide Support.

EXP-00046: Tablespace named string does not exist

Cause: The specified tablespace does not exist in dictionary.

Action: Contact Oracle Worldwide Support.

EXP-00047: Missing tablespace name(s)

Cause: Tablespace name(s) were not supplied

Action: Provide tablespace name(s)

EXP-00048: Cannot export SYSAUX Tablespace for Point-in-time Recovery or Transportable Tablespace

Cause: SYSAUX tablespace cannot be part of recovery set or transportable tablespace set.

Action: Contact Oracle Worldwide Support.

EXP-00049: *string* option is not compatible with Point-in-time Recovery or Transportable Tablespace Export

Cause: An option was specified incompatible with Point-in-time Recovery or Transportable Tablespace Export.

Action: Retry the Export without the displayed option.

EXP-00050: Cannot perform Partition Export "*string*" on non-partitioned table "*string*"

Cause: The table specified in this Partition Export is not a partitioned table.

Action: Use Table mode, or specify a non-partitioned table.

EXP-00051: "*string*" - given partition or subpartition name is not part of "*string*" table

Cause: The specified partition or subpartition name is not in the specified table.

Action: Check if the correct table, partition or subpartition name was specified.

EXP-00052: error on row *number* of partition *string*\n

Cause: Export encountered the referenced Oracle error while fetching rows.

Action: Look up the Oracle message in the ORA message chapters of this manual and take appropriate action.

EXP-00053: unable to execute QUERY on table *string* because the table has inner nested tables

Cause: You specified the QUERY parameter on a table that has one or more inner nested tables. The QUERY parameter cannot be specified on tables that have inner nested tables.

Action: Export the entire table by omitting the QUERY parameter.

EXP-00054: error on row *number* of subpartition *string*\n

Cause: Export encountered the referenced Oracle error while fetching rows.

Action: Look up the Oracle message in the ORA message chapters of this manual and take appropriate action.

EXP-00055: *string.string* is marked not exportable

Cause: An object was marked as non-exportable in the NOEXP\$ table.

Action: Consult your database administrator.

EXP-00057: Failure to initialize parameter manager

Cause: The parameter manager failed in initialization.

Action: Record the messages that follow and report this to Oracle Worldwide Support as an Export internal bug.

EXP-00058: Password Verify Function for *string* profile does not exist

Cause: Cannot find the function for the profile.

Action: Check if the profile was created properly.

EXP-00059: error converting an object type's identifier to characters

Cause: An invalid length of an object type identifier prevented its conversion.

Action: Contact Oracle Worldwide Support

EXP-00060: an object type had multiple TYPE BODYs

Cause: More than one TYPE BODY was found for an object type.

Action: Try dropping the TYPE BODY, if that is not successful, contact Oracle Worldwide Support

EXP-00061: unable to find the outer table name of a nested table

Cause: While exporting a bitmap index or posttable action on an inner nested table, the name of the outer table could not be located, using the NTAB\$ table.

Action: Verify the table is properly defined.

EXP-00062: invalid source statements for an object type

Cause: TYPE was not found in the statements in SOURCE\$ for an Object Type

Action: Contact Oracle Worldwide Support.

EXP-00063: error in changing language handle

Cause: Unable to change language handle.

Action: Contact Oracle Worldwide Support.

EXP-00064: *string* is an inner nested table and cannot be exported.

Cause: An attempt was made to export an inner nested table without its parent table.

Action: Export the parent of the inner nested table.

EXP-00065: Error writing lob to the dump file.

Cause: The current LOB could not be written to the dump file.

Action: Identify the cause of the write failure and fix it.

EXP-00066: Object table *string* is missing its object identifier index

Cause: All object tables must have an object identifier index, but the specified table was missing an index on its object identifier column.

Action: Recreate the type table and retry the operation.

EXP-00068: tablespace *string* is offline

Cause: Export failed to export tablespace (tablespace being offline).

Action: Make tablespace online and re export.

EXP-00070: attempt to free unallocated memory

Cause: An attempt was made to free memory that was not allocated.

Action: Contact Oracle Worldwide Support

EXP-00071: QUERY parameter not compatible with Direct Path export

Cause: You specified a value for the QUERY parameter for a direct path export. The QUERY parameter cannot be used with a direct path export.

Action: Re-issue the export command with DIRECT=N or omit the DIRECT parameter from the command line.

EXP-00072: error closing export file *string*

Cause: An error occurred while trying to close the export file.

Action: Contact Oracle Worldwide Support.

EXP-00073: dump file size too small

Cause: You specified either the FILESIZE parameter or the VOLSIZE parameter (if your platform supports it), and the value of the parameter is too small to hold the header information for the export file, plus any data.

Action: Increase the value of the FILESIZE or VOLSIZE parameter.

EXP-00074: rounding VOLSIZE down, new value is *string*

Cause: The VOLSIZE parameter must be a multiple of the RECORDLENGTH, but the value you specified for VOLSIZE does not meet this requirement. The value of VOLSIZE has been rounded down to be a multiple of the RECORDLENGTH used for the dump file.

Action: No action is required. You can adjust the VOLSIZE or RECORDLENGTH parameter to avoid this message. When importing this file, you must specify the VOLSIZE value reported by this message.

EXP-00075: rounding FILESIZE down, new value is *string*

Cause: The FILESIZE parameter must be a multiple of the RECORDLENGTH, but the value you specified for FILESIZE does not meet this requirement. The value of FILESIZE has been rounded down to be a multiple of the RECORDLENGTH used for the dump file.

Action: No action is required. You can adjust the FILESIZE or RECORDLENGTH parameter to avoid this message. When importing this file, you must specify the FILESIZE value reported by this message.

EXP-00076: multiple devices specified for tape output

Cause: You specified multiple file names when doing an export to a tape device. EXPORT uses the same device for writing all files, of the number of tape volumes required. For this reason, export will accept only one value for the FILE parameter when writing to tape.

Action: Reenter the EXPORT command, but specify only one tape device in the FILE parameter.

EXP-00077: multiple output files specified for unbounded export file

Cause: You specified multiple file names when doing an export and you also specified a value of 0 for the FILESIZE parameter. Note that 0 is the value used if FILESIZE is not specified on the command line. Since a value of 0 for FILESIZE means that only one file will be written and there is no size limit for that file, the other files you specified in the FILE parameter can never be used.

Action: If you intended to write multiple files, respecify the command but use the FILESIZE to specify the maximum number of bytes that EXPORT should write to each file. If you intended to write only one file with no limits on its size, reissue the EXPORT command but specify only one file name for the FILE parameter.

EXP-00078: Error exporting metadata for index *string*. Index creation will be skipped

Cause: Domain indexes export private metadata via anonymous PL/SQL blocks prior to the CREATE INDEX statement. Export does this by calling the ODCIIndexGetMetadata method on the implementation type associated with the index. A problem occurred inside this routine. Because the metadata is considered an integral part of the index, the CREATE INDEX statement was not written to the dump file.

Action: Contact the developer of the index's implementation type. If this is an Oracle-supplied index (perhaps via a data cartridge), contact Oracle Worldwide Support.

EXP-00079: Data in table "*string*" is protected. Conventional path may only be exporting partial table.

Cause: User without the execute privilege on DBMS_RLS, the access control package, tries to export a table that has access control. Since table owner is also subjected to access control, the owner may not be able to export all rows in the table, but only the ones he can see. Also, to preserve integrity of the table, user exporting the table should have enough privilege to recreate the table with the security policies at import time. Therefore, it is strongly recommended the database administrator should be handling exporting of this table. Granting the table owner execute privilege would also satisfy this security check, though it might have other security implications. If the table does not have objects, can use direct mode.

Action: Ask the database administrator to export/import this table/view.

EXP-00080: Data in table "*string*" is protected. Using conventional mode.

Cause: User without the execute privilege on DBMS_RLS, the access control package, tries to direct export a table that has access control enabled. Using conventional export mode instead. Note that because of access control, only a partial table may be exported.

Action: Ask the database administrator to export/import this table/view.

EXP-00081: Exporting access control for table/view "*string*" as non-DBA.

Cause: A non-DBA user tries to export table/view and the associated fine grain access control policies. The user may not have enough privilege to recreate the access control policies when importing the table/view. And such an event may cause inconsistency in the security model of the table/view.

Action: Ask the database administrator to export/import this table/view.

EXP-00082: Invalid function name passed to procedural object support: *string*

Cause: Internal inconsistency error: The listed function is not a method on export's procedural object interface specification.

Action: Contact Oracle Worldwide Support

EXP-00083: The previous problem occurred when calling *string.string.string*

Cause: The listed package provides export/import support for procedural actions. The previously listed error occurred while calling the specified function.

Action: Contact Oracle Worldwide Support. Most packages are supplied by Oracle internal cartridge or server development groups. The package name will help Support determine the correct owner of the problem.

EXP-00084: Unexpected DbmsJava error *number* at step *number*

Cause: The error was returned from a call to a DbmsJava procedure.

Action: Record the accompanying messages and report this as an Export internal error to customer support.

EXP-00085: The previous problem occurred when calling *string.string.string* for object *number*

Cause: The listed package provides export/import support for procedural objects, i.e, those whose DDL is supplied by stored procedures. The previously listed error occurred while calling the specified function.

Action: Contact Oracle Worldwide Support. Most packages are supplied by Oracle internal cartridge or server development groups. The package name will help Support determine the correct owner of the problem.

EXP-00086: Primary key REFs in table "string" may not be valid on import

Cause: The specified table contains primary key REFs which may not be valid in the import database.

Action: Do not use Export/Import to move Primary key REFs between databases having differing character sets.

EXP-00087: Problem with internal hash table of schema/table names

Cause: Most likely a problem with allocating memory for the hash table entries.

Action: Contact Oracle Worldwide Support

EXP-00089: invalid FILE_FORMAT specification

Cause: The FILE_FORMAT specification did not contain an instance of "%s". This wildcard string must be present.

Action: Correct the error and reenter the EXPORT command.

EXP-00090: cannot pin type "string"."string"

Cause: Export was unable to pin the specified type in the object cache. This is typically caused because a type could not be made valid (for example because of authorization violations in accessing subtypes).

Action: Fix the problem with the offending type until the type can be successfully compiled.

EXP-00091: Exporting questionable statistics.

Cause: Export was able export statistics, but the statistics may not be usable. The statistics are questionable because one or more of the following happened during export: a row error occurred, client character set or NCHARSET does not match with the server, a query clause was specified on export, only certain partitions or subpartitions were exported, or a fatal error occurred while processing a table.

Action: To export non-questionable statistics, change the client character set or NCHARSET to match the server, export with no query clause, export complete tables. If desired, import parameters can be supplied so that only non-questionable statistics will be imported, and all questionable statistics will be recalculated.

EXP-00092: Unable to set NLS_NUMERIC_CHARACTERS to required defaults.

Cause: Export was unable to set NLS_NUMERIC_CHARACTERS to '.,'

Action: Record the accompanying messages and report this as an Export internal error to customer support.

EXP-00093: Could not convert to server character set's handle

Cause: Internal error.

Action: Contact Worldwide support.

EXP-00094: Could not convert to server national character set's handle

Cause: Internal error.

Action: Contact Worldwide support.

EXP-00095: Flashback_time and Flashback_scn are not compatible

Cause: Both flashback_time and flashback_scn parameters were specified.

Action: Reissue command with only one flashback parameter.

EXP-00097: Object type "*string*".*string*" is not in a valid state, type will not be exported

Cause: The object type's status is invalid which may be caused by a dependant type's modification (or removal) without cascading the change.

Action: The type must be recompiled using ALTER TYPE COMPILE.

EXP-00098: Data in table has not been upgraded, table will not be exported

Cause: Export is attempting to process a table containing references to a type which has evolved. In order for Export to process the table successfully, all data within each table must be upgraded to the latest revision of each referenced type.

Action: The table must be updated using ALTER TABLE UPGRADE DATA.

EXP-00099: Table "*string*".*string*" is not in a valid state, table will not be exported

Cause: A table or one of its dependant types has modified without cascading the change. This left the table in an INVALID state.

Action: The table must be updated using ALTER TABLE UPDATE.

EXP-00100: error converting an object type's hashcode to characters

Cause: An invalid length of an object type identifier prevented its conversion.

Action: Contact Oracle Worldwide Support

EXP-00101: Version 1 extensible index "*string*".*string*" can not be included in Transportable Tablespace Export

Cause: Transportable Tablespace extensible indexes must be at least version 2.

Action: Upgrade extensible index implementation to version 2 specifications.

EXP-00102: Resumable parameters ignored -- current session not resumable

Cause: Current session is not resumable.

Action: Must specify RESUMABLE=Y to enable resumable session in order for the RESUMABLE_NAME and RESUMABLE_TIMEOUT parameters to take effect.

EXP-00103: The FLASHBACK_TIME parameter was invalid

Cause: FLASHBACK_TIME did not contain a valid timestamp or an expression that yields a valid timestamp.

Action: Specify a timestamp value in the format of YYYY-MM-DD HH24:MI:SS or an expression that evaluates to a valid timestamp.

EXP-00104: datatype (*string*) of column *string* in table *string.string* is not supported, table will not be exported

Cause: The column is of a datatype which does not contain the required support. The table will not be exported.

Action: Use the Data Pump version of Export to export this table.

EXP-00105: parameter *string* is not supported for this user

Cause: The user attempted to specify either CONSISTENT or OBJECT_CONSISTENT when connected as sysdba.

Action: If a consistent export is needed, then connect as another user.

EXP-00106: Invalid Database Link Passwords

Cause: Invalid Encoded Password for Database Link

Action: Please drop the Database Link and recreate it after import.

EXP-00107: Feature (*string*) of column *string* in table *string.string* is not supported. The table will not be exported.

Cause: Export does not contain the required support for this feature. The table will not be exported.

Action: Use the Data Pump version of Export to export this table.

EXP-00108: NULL lob fetched

Cause: Internal error

Action: Contact Oracle Worldwide Support.

EXP-00109: XSL delimiter not found

Cause: Internal error

Action: Contact Oracle Worldwide Support.

EXP-00110: Tablespace *string* is encrypted and will not be exported

Cause: Encrypted Tablespace feature is not supported by classic export

Action: Use DATAPUMP Utility to export this tablespace.

EXP-00111: Table *string* resides in an Encrypted Tablespace *string* and will not be exported

Cause: Encrypted Tablespace feature is not supported by classic export

Action: Use DATAPUMP Utility to export this table.

EXP-00112: Index *string* is of XMLType and could not be exported

Cause: Export does not contain the required support for this feature. The index could not be exported.

Action: Use Oracle Data Pump Utility to export this index.

EXP-00113: Feature *string* is unsupported. *string string.string* could not be exported

Cause: Export does not contain the required support for this feature.

Action: Use Oracle Data Pump Utility

EXP-00114: Length of *string string* is exceeding the maximum limit

Cause: Provided length was more than the maximum limit allowed.

Action: Check the input value and provide the correct value.

GIMR-01001 to GIMR-01007

GIMR-01001: The GIMR schema is incompatible with the application. Call Oracle Support Services.

Cause: A Grid Infrastructure Management Repository (GIMR) operation failed because a schema was incompatible with the operation.

Action: Contact Oracle Support Services.

GIMR-01002: GIMR data is corrupt. Contact Oracle Support Services.

Cause: An attempt to access Grid Infrastructure Management Repository (GIMR) data failed because the data store was corrupt.

Action: Contact Oracle Support Services.

GIMR-01003: The application has experienced an error during a GIMR operation. The accompanying error messages provide detailed failure information.

Cause: A Grid Infrastructure Management Repository (GIMR) operation failed. The accompanying error messages provide detailed failure information.

Action: Examine the accompanying error messages, address the issues raised, and retry.

GIMR-01004: The application cannot log in to the GIMR. Use the 'mgmtca' command to reset the user credentials.

Cause: An attempt to log in to the Grid Infrastructure Management Repository (GIMR) failed because user credentials were invalid.

Action: Use the 'mgmtca' command to reset the user credentials.

GIMR-01005: An attempt to connect to the GIMR failed because a connection timed out. Retry the operation.

Cause: An attempt to connect to the Grid Infrastructure Management Repository (GIMR) failed because a connection timed out.

Action: Retry the operation.

GIMR-01006: The application has exhausted the allotted space in the GIMR. Make space available to the application and retry the operation.

Cause: An attempt to write to the Grid Infrastructure Management Repository (GIMR) failed because the data store had no available space.

Action: Make space available to the application and retry the operation.

GIMR-01007: The application is unable to connect to the GIMR because the GIMR network listener is down. Restart the GIMR network listener using the 'srvctl' command.

Cause: The Grid Infrastructure Management Repository (GIMR) network listener was not running when the application attempted to connect to it.

Action: Restart the GIMR network listener using the 'srvctl' command.

GIPC-00000 to GIPC-00020

GIPC-00000: general success.

Cause: The operation succeeded.

Action: No action is required.

GIPC-00001: general failure.

Cause: A GIPC operation failed.

Action: Examine the trace and log files for the specific cause.

GIPC-00002: GIPC needs to be initialized.

Cause: The application failed to initialize GIPC prior to performing an operation.

Action: Initialize GIPC.

GIPC-00014: buffer not large enough to hold data.

Cause: The buffer provided by the application was not big enough to hold the data received.

Action: Use a larger buffer.

GIPC-00016: timeout waiting on request.

Cause: A wait call returned because the time expired.

Action: This error happens normally in most cases. If this error was not expected, examine the trace and log files for the reason.

GIPC-00017: waiting call has been posted.


Cause: A wait was interrupted by another thread posting it.

Action: This error happens normally in most cases. If this error was not expected, examine the trace and log files for the reason.

GIPC-00020: bind address already in use.

Cause: The application attempt to bind an endpoint to an address which has already been bound.

Action: Specify another address.



IMG-00001 to IMG-02014

IMG-00001: unable to initialize Oracle Multimedia environment

Cause: The image processing external procedure initialization process failed.

Action: Contact Oracle Support Services.

IMG-00002: unrecoverable error

Cause: This is an internal error.

Action: Contact Oracle Support Services.

IMG-00003: exhausted memory while processing image

Cause: Oracle Multimedia exhausted available Java memory during processing.

Action: Increase the JAVA_POOL_SIZE initialization parameter setting.

IMG-00201: unsupported metadata type

Cause: The requested metadata type could not be read from or written to this image format.

Action: Refer to the Oracle Multimedia documentation to select the proper metadata type for this image.

IMG-00202: unsupported character encoding

Cause: The character encoding was not supported for this image format.

Action: Refer to the Oracle Multimedia documentation to select the proper encoding for this image.

IMG-00203: xmlData is invalid

Cause: The XML document was NULL or not schema valid.

Action: Create a schema valid document for input.

IMG-00204: input metadata too long

Cause: The metadata was too long to embed in this image format.

Action: Trim the metadata, or use a different image format.

IMG-00205: cannot add a TIFF directory entry

Cause: No new entries could be added to this directory.

Action: Use a different image format.

IMG-00206: unsupported image format for putMetadata

Cause: Metadata could not be written to this image format.

Action: Use a different image format.

IMG-00207: input parameter is not valid

Cause: The input parameter value contained an invalid value.

Action: Correct the input parameter value.

IMG-00208: metadata format parse error

Cause: The parser detected an error in the embedded metadata.

Action: Verify that the metadata conforms to proper standards.

IMG-00209: error parsing metadata

Cause: There was an internal error while parsing the metadata.

Action: Contact Oracle Support Services.

IMG-00210: unable to get metadata from an empty image

Cause: There was no data in the input image.

Action: Refer to the Oracle Multimedia documentation for information on how to populate image data into the image object.

IMG-00211: metadataType value "string" is invalid

Cause: The metadataType parameter value was NULL or invalid.

Action: Correct the metadataType parameter value.

IMG-00212: encoding value "string" is invalid

Cause: The encoding parameter value was NULL or invalid.

Action: Correct the encoding parameter value.

IMG-00213: xmlData does not contain an RDF element

Cause: The XML document did not contain an *RDF* element as a child of *xmpMetadata*.

Action: Create a schema valid document with an *RDF* element.

IMG-00502: invalid scale value

Cause: An invalid scale value was found while parsing the parameters for the image process function.

Action: Correct the statement by using a valid scale value. Refer to the Oracle Multimedia documentation for a description of the correct usage and syntax for the image processing command string.

IMG-00505: missing value in CUT rectangle

Cause: An incorrect number of values was used to specify a rectangle.

Action: Use exactly four integer values for the lower-left and upper-right vertices.

IMG-00506: extra value in CUT rectangle

Cause: An incorrect number of values was used to specify a rectangle.

Action: Use exactly four integer values for the lower left and upper right vertices.

IMG-00510: string

Cause: A syntax error was found while parsing the parameters for the image process function.

Action: Correct the statement by using valid parameter values. Refer to the Oracle Multimedia documentation for a description of the correct usage and syntax for the image processing command string.

IMG-00511: *string*

Cause: An error was found while accessing image data.

Action: Contact Oracle Support Services.

IMG-00512: multiple incompatible scaling parameters found

Cause: Multiple incompatible scaling parameters were found in the image process command string. With the exception of XSCALE and YSCALE, which can be used together in a process command string, scaling functions are mutually exclusive and cannot be combined.

Action: Remove scaling functions until only one remains (or two, if they are XSCALE and YSCALE).

IMG-00513: missing value in scaling operation

Cause: An incorrect number of values was used to specify image dimensions. fixedScale and maxScale require exactly two integer values for the X and Y dimensions of the desired image.

Action: Use two values for fixedScale and maxScale.

IMG-00514: extra value in scaling operation

Cause: An incorrect number of values was used to specify image dimensions. fixedScale and maxScale require exactly two integer values for the X and Y dimensions of the desired image.

Action: Use two values for fixedScale and maxScale.

IMG-00515: incorrect number of input channels

Cause: An incorrect number of values was used to specify input channels. InputChannels requires either one or three channels numbers for the gray or red, green, and blue channel assignments.

Action: Use either one or three values to specify the input channels.

IMG-00516: default channel out of range

Cause: An incorrect value was used to specify the default channel selection.

Action: Use a channel number which is less than or equal to the number of bands and greater than zero.

IMG-00517: height or width not present in parameter string

Cause: Height and/or width were not specified in the setProperties parameter string.

Action: Specify both the height and width.

IMG-00518: invalid value for height or width

Cause: Height and/or width were not positive integers"

Action: Specify both the height and width as positive integers"

IMG-00519: illegal combination of parameters

Cause: Other than height, width, dataOffset, and userString no other parameters may be specified in the setProperties parameter string when CCITTG3 or CCITTG4 is used as the compressionFormat.

Action: Supply only the height and width when compressionFormat is either CCITTG3 or CCITTG4. The dataOffset and userString may optionally be supplied as well.

IMG-00520: invalid value for numberOfBands

Cause: NumberOfBands was not a positive integer"

Action: Specify numberOfBands as a positive integer"

IMG-00521: invalid value for dataOffset

Cause: DataOffset was not a positive integer"

Action: Specify dataOffset as a positive integer"

IMG-00522: invalid format for parameter value

Cause: A floating point value was specified where an integer is required, or a character value was specified where a numeric value is required.

Action: Specify the correct type of values for process parameters.

IMG-00523: invalid process verb

Cause: A process verb was specified that is not understood by Oracle Multimedia.

Action: Refer to the Oracle Multimedia documentation for a description of valid process verbs.

IMG-00524: mismatched quotes

Cause: Quotation marks used within a process command string were not matched.

Action: Ensure that quotation marks occur in pairs.

IMG-00525: locale error

Cause: This is an internal error.

Action: Contact Oracle Support Services.

IMG-00526: error parsing foreign image description

Cause: An internal error occurred while processing a foreign image.

Action: Contact Oracle Support Services.

IMG-00527: invalid deletePages specified

Cause: The specified value for the deletePages parameter was not valid.

Action: See the Oracle Multimedia documentation for reference information about valid values for deletePages parameter.

IMG-00528: invalid movePages specified

Cause: The specified value for the movePages parameter was not valid.

Action: See the Oracle Multimedia documentation for reference information about valid values for movePages parameter.

IMG-00529: invalid combination of TIFF page operations

Cause: The specified TIFF page operations were not valid.

Action: See the Oracle Multimedia documentation for reference information about valid values for TIFF page operations.

IMG-00530: internal error while parsing command

Cause: An internal error occurred while parsing the command passed to the image processing function or the foreign image setProperties function.

Action: Check the command passed to the function. Refer to the Oracle Multimedia documentation for a description of the correct usage and syntax for the image

processing command string or the foreign image setproperties function. If you are certain that your command is correct, then contact Oracle Support Services.

IMG-00531: empty or null image processing command

Cause: An empty or null image processing command was passed to the image process function.

Action: Refer to the Oracle Multimedia documentation for a description of the correct usage and syntax for the image processing command string.

IMG-00540: contentFormat and interleave conflict

Cause: Interleave values were specified using both the contentformat and interleave verbs.

Action: Specify interleave using either contentformat or interleave, but not both.

IMG-00541: invalid contentFormat specified

Cause: The specified contentFormat was not valid.

Action: Refer to the Oracle Multimedia documentation for a description of valid contentFormat specifications.

IMG-00542: contentFormat includes invalid extra information

Cause: The specified contentFormat included invalid characters at the end of the parameter string.

Action: Refer to the Oracle Multimedia documentation for a description of valid contentFormat specifications.

IMG-00543: invalid compressionFormat specified

Cause: The specified compressionFormat was not valid.

Action: Refer to the Oracle Multimedia documentation for a description of valid compressionFormat specifications.

IMG-00544: invalid compressionQuality specified

Cause: The specified compressionQuality was not valid.

Action: Refer to the Oracle Multimedia documentation for a description of valid compressionQuality specifications.

IMG-00545: invalid cut values specified

Cause: An invalid value was found while parsing the parameters for the cut operation.

Action: Correct the statement by specifying values for the cut operation that are not negative. Refer to the Oracle Multimedia documentation for a description of the correct usage and syntax for the image processing command string.

IMG-00546: invalid page number specified

Cause: An invalid page number was specified.

Action: Specify page numbers that are not negative.

IMG-00547: invalid channelOrder specified

Cause: The specified channelOrder was not valid.

Action: Refer to the Oracle Multimedia documentation for a description of valid channelOrder specifications.

IMG-00548: invalid interleave specified

Cause: The specified interleave was not valid.

Action: Refer to the Oracle Multimedia documentation for a description of valid interleave specifications.

IMG-00549: invalid pixelOrder specified

Cause: The specified pixelOrder was not valid.

Action: Refer to the Oracle Multimedia documentation for a description of valid pixelOrder specifications.

IMG-00550: invalid scanlineOrder specified

Cause: The specified scanline order was not valid.

Action: Refer to the Oracle Multimedia documentation for a description of valid scanlineOrder specifications.

IMG-00551: invalid quantize method specified

Cause: The specified quantization method was not valid.

Action: Refer to the Oracle Multimedia documentation for a description of valid quantization method specifications.

IMG-00552: invalid inputChannels specified

Cause: An invalid value was specified for the inputChannels verb.

Action: Specify non-negative values for inputChannels. Refer to the Oracle Multimedia documentation for a description of the correct usage and syntax for the image processing command string.

IMG-00553: invalid rotate value

Cause: An invalid value was specified for image rotation. Rotation values must be a floating point number.

Action: Correct the statement by providing a valid rotation value.

IMG-00554: extra value in rotate operation

Cause: Multiple arguments were used to specify image rotation. The rotate operation accepts only a single value.

Action: Provide a single value for the rotate operation.

IMG-00555: invalid value for gamma correction

Cause: An invalid value was specified for gamma correction. Gamma values must be positive.

Action: Correct the statement by providing a positive gamma value.

IMG-00556: incorrect number of gamma values

Cause: An incorrect number of values were used to specify gamma correction. Gamma correction requires either one or three gamma values.

Action: Provide either one or three values to specify the gamma correction.

IMG-00557: invalid value for contrast enhancement

Cause: An invalid value was used to specify contrast enhancement.

Action: To specify contrast enhancement using percentages, provide values between 0 and 100. To specify contrast enhancement using bounds, provide values greater than 0.

IMG-00558: incorrect number of contrast values

Cause: An incorrect number of values were used to specify contrast enhancement. Contrast enhancement requires one, two, three, or six contrast values.

Action: Provide one or three values to specify contrast enhancement using percentages; provide two or six values to specify contrast enhancement using contrast bounds.

IMG-00559: invalid frame number

Cause: An incorrect number was used to specify frame in Dicom image. The number should be greater than 0 and less than total frames in Dicom image.

Action: Provide one number greater than 0 and less than total frames in Dicom image.

IMG-00560: input format does not support page selection

Cause: The page verb was specified for an input format that does not support selecting pages.

Action: Remove the page selection verb. Refer to the Oracle Multimedia documentation for a description of which image formats support page selection.

IMG-00561: input format does not support channel selection

Cause: The inputChannels verb was specified for an input format that does not support selecting channels.

Action: Remove the inputChannels verb. Refer to the Oracle Multimedia documentation for a description of which image formats support input channel selection.

IMG-00577: invalid quantize argument

Cause: A quantize value was specified that accepts an argument, but the argument provided was not valid.

Action: Provide a valid, non-negative argument for the quantize value.

IMG-00578: missing quantize argument

Cause: A quantize value was specified that requires an argument, but no argument was provided.

Action: Provide an argument for the quantize value.

IMG-00579: extra quantize argument

Cause: An extra argument was provided for a quantize value. Some quantize values accept no arguments, while others accept a single argument.

Action: Provide an argument only for quantize values that accept an argument.

IMG-00580: specified format does not support output

Cause: The output format specified by fileFormat does support output.

Action: Change the specified fileFormat to one that supports output. Refer to the Oracle Multimedia documentation for a description of which formats support output.

IMG-00581: output format does not support the specified contentFormat

Cause: The specified contentFormat is not supported by the explicitly or implicitly specified output format.

Action: Refer to the Oracle Multimedia documentation for a description of which contentFormat values are supported for each output format.

IMG-00582: output format does not support the specified interleave

Cause: The specified interleave is not supported by the explicitly or implicitly specified output format.

Action: Refer to the Oracle Multimedia documentation for a description of which interleave values are supported for each output format.

IMG-00583: output format does not support the specified compressionFormat

Cause: The specified compressionFormat is not supported by the explicitly or implicitly specified output format.

Action: Refer to the Oracle Multimedia documentation for a description of which compressionFormat values are supported for each output format.

IMG-00584: output format does not support the specified compressionQuality

Cause: The specified compressionQuality is not supported by the explicitly or implicitly specified output format.

Action: Refer to the Oracle Multimedia documentation for a description of which compressionQuality values are supported for each output format.

IMG-00585: output format does not support the specified channelOrder

Cause: The specified channelOrder is not supported by the explicitly or implicitly specified output format.

Action: Refer to the Oracle Multimedia documentation for a description of which channelOrder values are supported for each output format.

IMG-00586: output format does not support the specified pixelOrder

Cause: The specified pixelOrder is not supported by the explicitly or implicitly specified output format.

Action: Refer to the Oracle Multimedia documentation for a description of which pixelOrder values are supported for each output format.

IMG-00587: output format does not support the specified scanlineOrder

Cause: The specified scanlineOrder is not supported by the explicitly or implicitly specified output format.

Action: Refer to the Oracle Multimedia documentation for a description of which scanlineOrder values are supported for each output format.

IMG-00599: internal error

Cause: An internal error has occurred.

Action: Contact Oracle Support Services.

IMG-00601: out of memory while copying image

Cause: Operating system process memory has been exhausted while copying the image.

Action: See the database administrator or operating system administrator to increase process memory quota.

IMG-00602: unable to access image data

Cause: An error occurred while reading or writing image data.

Action: Ensure that the source image can be read from and the destination can be written to.

IMG-00603: unable to access source image data

Cause: The source image SOURCE attribute is invalid.

Action: Ensure that the SOURCE attribute of the source image is populated with image data.

IMG-00604: unable to access destination image data

Cause: The destination image SOURCE attribute is invalid.

Action: Ensure that the SOURCE attribute of the destination image is populated with image data.

IMG-00606: unable to access image data

Cause: An attempt was made to access an invalid image.

Action: Ensure that the SOURCE attribute of the image is populated with image data.

IMG-00607: unable to write to destination image

Cause: The destination image SOURCE attribute is invalid.

Action: Ensure that the SOURCE attribute of the destination image is initialized correctly and that you have sufficient tablespace.

IMG-00609: unable to read image stored in a BFILE

Cause: The image stored in a BFILE cannot be opened for reading.

Action: Ensure that the access privileges of the image file and the image file's directory allow read access.

IMG-00611: unable to access the BLOB for reading

Cause: The BLOB could not be opened for reading.

Action: Contact Oracle Support Services.

IMG-00612: unable to open export destination file

Cause: The file could not be created or opened.

Action: Check that the file does not refer to an existing directory. Check that the file is not locked by another application.

IMG-00613: export destination access denied

Cause: Permission to write to destination file was denied.

Action: Refer to the Oracle Multimedia documentation for information on granting privileges for the export() method.

IMG-00614: I/O error during export

Cause: The export operation failed because of an I/O error.

Action: Check OS logs and contact Oracle Support Services.

IMG-00701: unable to set the properties of an empty image

Cause: There is no data in the image object.

Action: Refer to the Oracle Multimedia documentation for information on how to populate image data into the image object.

IMG-00702: unable to initialize image processing environment

Cause: The image processing external procedure initialization process failed.

Action: Contact Oracle Support Services.

IMG-00703: unable to read image data

Cause: There is no image data in the image object.

Action: Refer to the Oracle Multimedia documentation for information on how to populate image data into the image object.

IMG-00704: unable to read image data

Cause: There is no image data in the image object.

Action: Refer to the Oracle Multimedia documentation for information on how to populate image data into the image object.

IMG-00705: unsupported or corrupted input format

Cause: This is an internal error.

Action: Contact Oracle Support Services.

IMG-00706: unsupported or corrupted output format

Cause: This is an internal error.

Action: Contact Oracle Support Services.

IMG-00707: unable to access image data

Cause: An error occurred while reading or writing image data.

Action: Contact your system administrator.

IMG-00710: unable to write to destination image

Cause: The destination image is invalid.

Action: Ensure that the SOURCE attribute of the destination image is initialized and that you have sufficient tablespace.

IMG-00711: unable to set properties of destination image

Cause: This is an internal error.

Action: Contact Oracle Support Services.

IMG-00712: unable to write to destination image

Cause: The destination image is invalid.

Action: Ensure that the SOURCE attribute of the destination image is initialized and that you have sufficient tablespace. Ensure the row containing the destination image has been locked (this does not apply to temporary BLOBs).

IMG-00713: unsupported destination image format

Cause: A request was made to convert an image to a format that is not supported.

Action: Refer to the Oracle Multimedia Documentation for supported formats.

IMG-00714: internal error

Cause: This is an internal error.

Action: Contact Oracle Support Services.

IMG-00715: unable to open image stored in a BFILE

Cause: The image stored in a BFILE could not be opened for reading.

Action: Ensure that the access privileges of the image file and the image file's directory allow read access.

IMG-00716: source image format does not support process options

Cause: A request was made to apply a processing option not supported by the source image format.

Action: Refer to the Oracle Multimedia Documentation for a discussion of supported processing options.

IMG-00717: destination image format does not support process options

Cause: A request was made to apply a processing option not supported by the destination image format.

Action: Refer to the Oracle Multimedia Documentation for a discussion of supported processing options.

IMG-00718: the same Temporary LOB cannot be used as both source and destination

Cause: A call was made to processCopy with the same Temporary LOB being specified as both the source and destination.

Action: Specify a different LOB for parameter "dest".

IMG-00719: image processing internal error

Cause: This is an internal error.

Action: Contact Oracle Support Services.

IMG-00720: image processing internal error

Cause: This is an internal error.

Action: Contact Oracle Support Services.

**IMG-00721: unable to find source plug-in package
ORDPLUGINS.ORDX_string_SOURCE**

Cause: Custom source plug-in for user-specified source type was not found.

Action: Ensure correct source type is specified or proper custom source plug-in package is installed.

IMG-00722: incorrect value of bitsAllocated, bitsStored or highBit for output Dicom image

Cause: incorrect value of bitsAllocated, bitsStored or highBit for output Dicom image.

Action: Ensure correct value of bitsAllocated, bitsStored or highBit for output Dicom image.

IMG-00723: missing value in SHARPEN operation

Cause: An incorrect number of values was used to specify the sharpen parameters.

Action: Use one integer value to specify the kernel type and one float value to specify the gain factor.

IMG-00724: extra value in SHARPEN operation

Cause: An incorrect number of values was used to specify the sharpen parameters.

Action: Use one integer value to specify the kernel type and one float value to specify the gain factor.

IMG-00725: output image will be empty

Cause: The processing commands resulted in an empty output image.

Action: Ensure the resulting output image will not be empty.

IMG-00726: invalid value for the AVI framerate

Cause: An invalid value was used to specify the AVI framerate parameter.

Action: Use a floating-point value to specify the AVI framerate parameter.

IMG-00727: invalid value for the AVI frametime

Cause: An invalid value was used to specify the AVI frametime parameter.

Action: Use a floating-point value to specify the AVI frametime parameter.

IMG-00728: multiple incompatible AVI frame parameters found

Cause: Multiple incompatible AVI frame parameters were found.

Action: Use only one AVI frame parameter.

IMG-00729: output format does not support the specified frame parameters

Cause: The specified frame parameter is not supported by the explicitly or implicitly specified output format.

Action: Specify AVI as the output format in the process command string.

IMG-00730: unable to process empty image

Cause: There is no data in the input image object.

Action: Refer to the Oracle Multimedia documentation for information on how to put image data into the image object.

IMG-00731: specified page could be found in input image

Cause: The specified page does not exist in the input image.

Action: Restrict the value of the page parameter to values specifying pages that exist within the input image object.

IMG-00732: specified inputChannels could not be found in input image

Cause: The specified inputChannel parameter does not exist in the input image.

Action: Restrict the value of the inputChannels parameter to values specifying channels that exist within the input image object.

IMG-00733: invalid watermark property setting

Cause: The specified watermark property setting is not supported by Oracle Multimedia.

Action: See the Oracle Multimedia documentation for a description of valid watermark property settings.

IMG-00734: invalid deflateLevel value

Cause: The specified value for the deflateLevel parameter was not supported by Oracle Multimedia.

Action: See the Oracle Multimedia documentation for a description of the valid values for the deflateLevel parameter.

IMG-00735: incorrect transparencyFillColor values

Cause: The specified value for the transparencyFillColor parameter was not supported by Oracle Multimedia.

Action: See the Oracle Multimedia documentation for a description of the valid values for the transparencyFillColor parameter.

IMG-00800: internal error while parsing attribute string

Cause: An internal error occurred while parsing the attribute string containing the weights of the attributes.

Action: Check the command passed to the function. Refer to the Oracle Multimedia documentation for a description of the correct usage and syntax for the attributes string for image matching. If you are certain that your command is correct, then contact Oracle Support Services.

IMG-00801: cannot extract height and width

Cause: Height and width are not set in the image object.

Action: Set the properties of the image object by calling `setProperties` and then `generateSignature`.

IMG-00802: empty or null attribute string

Cause: An empty or null attributes string was passed to the image matching operators.

Action: Refer to the Oracle Multimedia documentation for a description of the correct usage and syntax of the attributes string.

IMG-00803: invalid attribute value

Cause: An invalid value was found while parsing the attribute string for the image matching operators.

Action: Refer to the Oracle Multimedia documentation for a description of the correct usage and syntax for the attributes string. The weight values should be between 0.0 and 1.0.

IMG-00804: Syntax error in attribute string

Cause: A syntax error was found while parsing the attribute string for the image matching operators.

Action: Refer to the Oracle Multimedia documentation for a description of the correct usage and syntax of the attributes string.

IMG-00805: SIGNATURE data has been corrupted or is invalid

Cause: The data in the signature is not a valid signature.

Action: Re-create the signature using the `generateSignature` method.

IMG-00806: invalid input image

Cause: The image data is either corrupt or is in an unsupported format.

Action: Repopulate the image object, set properties of the image, and generate the signature.

IMG-00807: no weights specified in weight string

Cause: All weights passed were zero. At least one attribute must be weighted.

Action: Specify a non-zero weight for at least one attribute

IMG-00808: unable to read an empty image

Cause: There is no data in the image object.

Action: Refer to the Oracle Multimedia documentation for information on how to populate the image object with image data.

IMG-00809: usage of IMGSimilar is incorrect

Cause: Syntax error while using IMGSimilar

Action: Refer to the Oracle Multimedia documentation for information on how to use the IMGSimilar operator. Check whether the value returned by IMGSimilar is compared to the value 1.

IMG-00810: boundary queue initialization failed

Cause: Operating system process memory has been exhausted while initializing the boundary queue.

Action: See the database administrator or operating system administrator to increase process memory quota.

IMG-00811: fail queue initialization failed

Cause: Operating system process memory has been exhausted while initializin the fail queue.

Action: See the database administrator or operating system administrator to increase process memory quota.

IMG-00812: merged area queue initialization failed

Cause: Operating system process memory has been exhausted while initializing the merged area queue.

Action: See the database administrator or operating system administrator to increase process memory quota.

IMG-00813: boundary queue free failed

Cause: An internal error has occurred.

Action: Contact Oracle Support Services with the error number.

IMG-00814: fail queue free failed

Cause: An internal error has occurred.

Action: Contact Oracle Support Services with the error number.

IMG-00815: merged area queue free failed

Cause: An internal error has occurred.

Action: Contact Oracle Support Services with the error number.

IMG-00820: area 0 queue clear failed

Cause: An internal error has occurred.

Action: Contact Oracle Support Services with the error number.

IMG-00821: area N queue clear failed

Cause: An internal error has occurred.

Action: Contact Oracle Support Services with the error number.

IMG-00822: area queue reset failed

Cause: An internal error has occurred.

Action: Contact Oracle Support Services with the error number.

IMG-00823: boundary queue pop failed

Cause: An internal error has occurred.

Action: Contact Oracle Support Services with the error number.

IMG-00824: fail queue pop failed

Cause: An internal error has occurred.

Action: Contact Oracle Support Services with the error number.

IMG-00825: merged area queue pop failed

Cause: An internal error has occurred.

Action: Contact Oracle Support Services with the error number.

IMG-00830: boundary queue is full

Cause: An internal error has occurred.

Action: Contact Oracle Support Services with the error number and the image causing this problem.

IMG-00831: boundary queue size exceeds expected size

Cause: An internal error has occurred.

Action: Contact Oracle Support Services with the error number and the image causing this problem.

IMG-00832: fail queue is full

Cause: An internal error has occurred.

Action: Contact Oracle Support Services with the error number and the image causing this problem.

IMG-00833: boundary queue size exceeds expected size

Cause: An internal error has occurred.

Action: Contact Oracle Support Services with the error number and the image causing this problem.

IMG-00834: merged area queue is full

Cause: An internal error has occurred.

Action: Contact Oracle Support Services with the error number and the image causing this problem.

IMG-00835: merged area queue size exceeds expected size

Cause: An internal error has occurred.

Action: Contact Oracle Support Services with the error number and the image causing this problem.

IMG-00836: area queue merge failed

Cause: An internal error has occurred.

Action: Contact Oracle Support Services with the error number and the image causing this problem.

IMG-00840: image structure allocation failed

Cause: Operating system process memory has been exhausted while initializing the image structure.

Action: See the database administrator or operating system administrator to increase process memory quota.

IMG-00841: image data allocation failed

Cause: Operating system process memory has been exhausted while initializing the image data.

Action: See the database administrator or operating system administrator to increase process memory quota.

IMG-00842: image index allocation failed

Cause: Operating system process memory has been exhausted while initializing the image index.

Action: See the database administrator or operating system administrator to increase process memory quota.

IMG-00843: internal image structure allocation failed

Cause: Operating system process memory has been exhausted while initializing the internal image structure.

Action: See the database administrator or operating system administrator to increase process memory quota.

IMG-00844: internal image data allocation failed

Cause: Operating system process memory has been exhausted while initializing the internal image data.

Action: See the database administrator or operating system administrator to increase process memory quota.

IMG-00845: internal image index allocation failed

Cause: Operating system process memory has been exhausted while initializing the internal image index.

Action: See the database administrator or operating system administrator to increase process memory quota.

IMG-00846: adjacency matrix allocation failed

Cause: Operating system process memory has been exhausted while initializing the adjacency matrix.

Action: See the database administrator or operating system administrator to increase process memory quota.

IMG-00847: area list allocation failed

Cause: Operating system process memory has been exhausted while initializing the area list.

Action: See the database administrator or operating system administrator to increase process memory quota.

IMG-00850: image structure free failed

Cause: An internal error has occurred.

Action: Contact Oracle Support Services with the error number.

IMG-00851: image data free failed

Cause: An internal error has occurred.

Action: Contact Oracle Support Services with the error number.

IMG-00852: image index free failed

Cause: An internal error has occurred.

Action: Contact Oracle Support Services with the error number.

IMG-00853: internal image structure free failed

Cause: An internal error has occurred.

Action: Contact Oracle Support Services with the error number.

IMG-00854: internal image data free failed

Cause: An internal error has occurred.

Action: Contact Oracle Support Services with the error number.

IMG-00855: internal image index free failed

Cause: An internal error has occurred.

Action: Contact Oracle Support Services with the error number.

IMG-00856: adjacency matrix free failed

Cause: An internal error has occurred.

Action: Contact Oracle Support Services with the error number.

IMG-00857: area list free failed

Cause: An internal error has occurred.

Action: Contact Oracle Support Services with the error number.

IMG-00860: assert failure, number of region exceeds allocated

Cause: An internal error has occurred.

Action: Contact Oracle Support Services with the error number and the image causing this problem.

IMG-00861: assert failure, inconsistency in area merge operation

Cause: An internal error has occurred.

Action: Contact Oracle Support Services with the error number and the image causing this problem.

IMG-00862: assert failure, inconsistency in merged area labels

Cause: An internal error has occurred.

Action: Contact Oracle Support Services with the error number and the image causing this problem.

IMG-00870: unsupported aspect ratio or image size

Cause: Signature generation was attempted on an image smaller than the supported size.

Action: Try scaling the image up to have a larger height and width, the suggested size is greater than 21 pixels each. If signature generation still fails, contact Oracle Support Services with the error number and the image causing this problem.

IMG-00871: unexpected number of seeds

Cause: An internal error has occurred.

Action: Contact Oracle Support Services with the error number and the image causing this problem.

IMG-00872: unsupported image model

Cause: Signature generation was attempted on an image with an image model that Oracle Multimedia is unable to support.

Action: Try scaling the image down. If signature generation still fails, contact Oracle Support Services with the error number and the image causing this problem.

IMG-00899: signature cannot be generated

Cause: generateSignature could not generate the signature.

Action: Verify that the input image is a format supported by Oracle Multimedia.

IMG-00901: VIR signature version mismatch

Cause: Two signatures to be compared have different versions.

Action: Recompute signatures on the same platform and repeat signature comparison.

IMG-00902: VIR signature free failed

Cause: An internal error has occurred.

Action: Contact Oracle Support Services.

IMG-00910: allocation of basic data structure failed

Cause: Operating system process memory has been exhausted while copying the image.

Action: See the database administrator or operating system administrator to increase process memory quota.

IMG-00911: free basic data structure failed

Cause: Operating system process memory has been exhausted while copying the image.

Action: Contact Oracle Support Services.

IMG-00921: threshold out of range

Cause: Threshold is not between 0 and 100

Action: Use a threshold between 0 and 100 and retry query.

IMG-00922: location specified without feature

Cause: only location was specified.

Action: Specify at least one other parameter (color, texture or shape) along with location. Refer to the Oracle Multimedia documentation for more details.

IMG-00923: signature is empty

Cause: Signature has not been generated.

Action: Generate the signature for the image by calling the generateSignature method.

IMG-00924: Incorrect parameter specification during CREATE INDEX

Cause: There is a spelling error, or duplicate parameter specification, or incorrect specification of parameters while creating an index of type ORDIMAGEINDEX.

Action: Refer to the Oracle Multimedia documentation for correct specification of CREATE INDEX parameters.

IMG-00925: unable to write to the ORDIImageSignature object

Cause: The signature object was not valid and therefore the write operation failed. This problem is commonly caused by an attempt to invoke the generateSignature method on an uninitialized ORDIImageSignature object.

Action: Ensure that the ORDIImageSignature object has been initialized and inserted into a table. Also ensure that the row containing the signature object is locked. (The two previous actions do not apply to signature objects created using temporary BLOBs). Ensure that there is sufficient tablespace to contain the signature.

IMG-00926: tablespace specified during CREATE INDEX is not valid

Cause: A tablespace specified in the parameter string of a CREATE INDEX operation did not exist or the current user did not have sufficient privileges on the tablespace.

Action: Create the tablespace, grant appropriate privileges on the tablespace to the current user, or choose a different tablespace.

IMG-01000: unsupported option string

Cause: The function was invoked with an invalid option string.

Action: Ensure that correct option string is passed to the PL/SQL function. Refer to the Oracle Multimedia documentation for more information.

IMG-01001: not a DICOM object

Cause: The input was not a valid DICOM standalone object.

Action: Use an object that conforms to the DICOM standard. Refer to the Oracle Multimedia documentation for more information.

IMG-01002: unsupported DICOM version

Cause: The object header could not be parsed, possibly because the object header did not conform to the DICOM standard release 2003.

Action: Use an object that conforms to the DICOM standard release 2003. Refer to the Oracle Multimedia documentation for more information.

IMG-01003: unsupported DICOM object type

Cause: The category of DICOM objects is not supported by Oracle Multimedia.

Action: Use a DICOM image is supported by Oracle Multimedia. Oracle Multimedia supports image types defined in the DICOM standard release 2003. Refer to the Oracle Multimedia documentation for more details.

IMG-01004: input DICOM object is not an image

Cause: The DICOM object was not a DICOM image. DICOM object types such as structured reporting are not allowed by this function.

Action: Invoke this function with a DICOM image. Refer to the Oracle Multimedia documentation for more details.

IMG-01005: unsupported DICOM transfer syntax

Cause: The operation failed because the transfer syntax in the DICOM object, which describes the binary encoding of the DICOM object, was not supported by Oracle Multimedia.

Action: Use a DICOM object with a transfer syntax supported by Oracle Multimedia. Refer to the Oracle Multimedia documentation for more details.

IMG-01006: DICOM object cannot be parsed

Cause: The DICOM object could not be parsed by Oracle Multimedia, possibly due to an incorrect format or corrupted object.

Action: Verify that the DICOM object is not corrupted. If the DICOM object is valid, contact Oracle Support Services.

IMG-02001: 2FF01 - incorrect image format

Cause: There was a SQL/MM Still Image exception. Either the supplied image BLOB format did not match the image format or the image format is unsupported.

Action: For supported image formats, specify an input BLOB that has the same format as the image. For unsupported image formats, this method is not supported. Refer to the Oracle Multimedia documentation for more information.

IMG-02002: 2FF02 - incorrect average color feature specification

Cause: There was a SQL/MM Still Image exception. The specified average color value was not a valid SI_Color value.

Action: Specify an average color value that is not null and contains valid SI_Color values. SI_Color attribute values must be integers from 0 to 255. Refer to the Oracle Multimedia documentation for more information on constructing valid SI_Color objects.

IMG-02003: 2FF03 - incorrect color histogram feature specification

Cause: There was a SQL/MM Still Image exception. This exception was caused by one of the following. - The specified color value was null or invalid. - The specified frequency value was null or invalid. - The input color and frequency arrays were not equal in size. - The SI_ColorList array attribute had reached the maximum size.

Action: Ensure that the following are true(as applicable to your case): - The color and frequency values are not null. - The SI_Color attribute values are integers from 0 to 255. - The frequency value is a double precision number from 0 to 100. - The color and frequency arrays are equal in size and the size of the arrays is less than the SI_MaxHistogramLength value listed in the SI_VALUES view in the SI_INFORMTN_SCHEMA. Refer to the Oracle Multimedia documentation for more information on constructing SI_ColorHistogram objects.

IMG-02004: 2FF04 - incorrect feature list specification

Cause: There was a SQL/MM Still Image exception. Either the specified feature values were invalid or the specified feature weights were invalid.

Action: Check the values of feature and featureweight pairs. For a non null feature value, the corresponding feature weight value must be a double precision number greater than 0.0. Refer to the Oracle Multimedia documentation for more information on the SI_FeatureList object type and its methods.

IMG-02005: 2FF05 - incorrect color specification

Cause: There was a SQL/MM Still Image exception. The specified red/green/blue value was null or invalid.

Action: Specify red, green and blue values as integers from 0 to 255.

IMG-02006: 2FF06 - average color feature cannot be determined

Cause: There was a SQL/MM Still Image exception. Either the specified image was null, the image data in the specified image was null, or the average color feature was not supported by the specified image format

Action: Specify an image with non null image data and a supported format. Refer to the SI_INFORMTN_SCHEMA views and the Oracle Multimedia documentation for a list of supported image formats and image features.

IMG-02007: 2FF07 - positional color feature cannot be determined

Cause: There was a SQL/MM Still Image exception. Either the specified image was null, the image data in the specified image was null, or the positional color feature was not supported by the specified image format.

Action: Specify an image with non null image data and a supported format. Refer to the SI_INFORMTN_SCHEMA views and the Oracle Multimedia documentation for a list of supported image features and formats.

IMG-02008: 2FF08 - color histogram feature cannot be determined

Cause: There was a SQL/MM Still Image exception. Either the specified image was null, the image data in the specified image was null, or the color histogram feature was not supported by the specified image format.

Action: Specify an image with non null image data and a supported format. Refer to the SI_INFORMTN_SCHEMA views and the Oracle Multimedia documentation for a list of supported image features and formats.

IMG-02009: 2FF09 - texture feature cannot be determined

Cause: There was a SQL/MM Still Image exception. Either the specified image was null, the image data in the specified image was null, or the texture feature was not supported by the specified image format.

Action: Specify an image with non null image data and a supported format. Refer to the SI_INFORMTN_SCHEMA views and the Oracle Multimedia documentation for a list of supported image features and formats.

IMG-02010: 2FF10 - illegal image format specification

Cause: There was a SQL/MM Still Image exception. The specified format name was null or invalid.

Action: Specify a format name that is not null. For supported image formats, specify a format name that matches the image BLOB format. For unsupported image formats, specify a format name that is not listed as supported image format. Refer to the SI_INFORMTN_SCHEMA views and the Oracle Multimedia documentation for a list of supported image formats.

IMG-02011: 2FF11 - unsupported image format conversion specified

Cause: There was a SQL/MM Still Image exception. Either the specified target format value was null, the specified image had a null format value, or the conversion from the specified image format to the specified target format was not supported.

Action: Specify an image with a supported image format and specify a target format value that is supported for conversion. Refer to the SI_INFORMTN_SCHEMA views and the Oracle Multimedia documentation for a list of supported image format conversions.

IMG-02012: 2FF12 - illegal specification for thumbnail generation

Cause: There was a SQL/MM Still Image exception. Either the specified image format did not support thumbnail generation, the specified thumbnail height or width was greater than the image height or width respectively, or the default thumbnail size 80 X 80 was greater than the image height or width respectively.

Action: Specify an image for which thumbnail generation is supported and specify thumbnail height and width values that are less than the image height and width

values. Refer to the `SI_INFORMTN_SCHEMA` views and the Oracle Multimedia documentation for a list of supported thumbnail formats.

IMG-02014: 2202D Data exception - Null image value

Cause: There was a SQL/MM Still Image exception. The function was invoked using a null image value.

Action: Specify an image whose image data is not null. Refer to the Oracle Multimedia documentation for more information on constructing `SI_StillImage` objects.

IMP-00000 to IMP-00403

IMP-00000: Import terminated unsuccessfully

Cause: Import encountered an Oracle error.

Action: Look up the accompanying Oracle message in the ORA message chapters of this manual, and take appropriate action.

IMP-00001: respond with either *string*, *string*, RETURN or '!' to quit

Cause: An invalid response was entered.

Action: Enter any of the responses shown in the message.

IMP-00002: failed to open *string* for read

Cause: Import failed to open the export file for reading. This message is usually followed by a device message from the operating system.

Action: Take appropriate action to restore the device.

IMP-00003: ORACLE error *number* encountered

Cause: Import encountered the referenced Oracle error.

Action: Look up the Oracle message in the ORA message chapters of this manual, and take appropriate action.

IMP-00004: invalid username or password

Cause: An invalid username or password was specified.

Action: Retry with a valid username and password.

IMP-00005: all allowable logon attempts failed

Cause: An attempt was repeatedly made to log on with an invalid username or password.

Action: Retry with valid username and password.

IMP-00006: failed to allocate memory of size *number*

Cause: Import failed to allocate the necessary memory.

Action: Decrease the import buffer size so that less memory is required, or increase the runtime memory size for Import.

IMP-00007: must be a DBA to import objects to another user's account

Cause: The privileges needed to import into another user's account do not exist. Only a database administrator can import into another user's account.

Action: Ask the database administrator to do the import.

IMP-00008: unrecognized statement in the export file: \n *string*

Cause: Import did not recognize a statement in the export file. Either the export file was corrupted, or an Import internal error has occurred.

Action: If the export file was corrupted, retry with a new export file. Otherwise, report this as an Import internal error and submit the export file to customer support.

IMP-00009: abnormal end of export file

Cause: The export file is probably from an aborted Export session.

Action: If so, retry the export and import. Otherwise, report this as an Import bug and submit the export file that caused this error to customer support.

IMP-00010: not a valid export file, header failed verification

Cause: Either the file was not generated by Export or it was corrupted.

Action: If the file was indeed generated by Export, report this an Import bug and submit the export file to customer support.

IMP-00011: formatted table data not currently supported

Cause: You tried to import an export file that contains formatted table data. Import only supports export files containing binary table data. wher

Action: Retry using an export file that contains only binary table data.

IMP-00012: invalid export mode (*character*) in header

Cause: The Export mode specified in the export file header is invalid.

Action: Check the export file to see if it was corrupted. If it was not, report this as an Import bug and submit the export file to customer support.

IMP-00013: only a DBA can import a file exported by another DBA

Cause: The privileges needed to Import an export file generated by a database administrator do not exist. Only a database administrator can import such files.

Action: Ask the database administrator to do the import.

IMP-00014: option "*string*" is needed, but not present in database

Cause: The command entered requires the specified option. Either that option is not installed, or the row describing the option is missing from table V\$OPTION

Action: Reinstall Oracle with the option specified by the message.

IMP-00015: following statement failed because the object already exists:

Cause: Import failed to create an object because it already exists.

Action: Specify IGNORE=Y to ignore such errors and import rows even when tables are not created because they already exist.

IMP-00016: required character set conversion (type *number to number*) not supported

Cause: Import could not convert the character format of the export file into the native character format.

Action: Change the user character set by setting the NLS_LANG environment variable to match the character set of the export file.

IMP-00017: following statement failed with ORACLE error *number*:

Cause: Import failed to execute the statement from the export file because of an Oracle error.

Action: Look up the accompanying Oracle message in the ORA message chapters of this manual and take appropriate action.

IMP-00018: partial import of previous table completed: *number* rows imported

Cause: A table was only partially imported because of an Oracle error.

Action: Look up the accompanying Oracle message in the ORA message chapters of this manual and take appropriate action.

IMP-00019: row rejected due to ORACLE error *number*

Cause: Import encountered the referenced Oracle error while trying to import a row.

Action: Look up the accompanying Oracle message in the ORA message chapters of this manual and take appropriate action.

IMP-00020: long column too large for column buffer size (*number*)

Cause: The column buffer is too small. This usually occurs when importing LONG data.

Action: Increase the insert buffer size 10,000 bytes at a time (for example). Use this step-by-step approach because a buffer size that is too large may cause a similar problem.

IMP-00021: INCTYPE parameter is obsolete

Cause: Import encountered the INCTYPE parameter when parsing Import options. Incremental Imports are no longer supported.

Action: Consult the Oracle Backup and Recovery guide. Import will attempt to continue.

IMP-00022: failed to process parameters, type 'IMP HELP=Y' for help

Cause: Invalid command-line parameters were specified.

Action: Check the online help screen for the set of valid parameters, then retry.

IMP-00023: Import views not installed, please notify your DBA

Cause: The necessary Import views were not installed.

Action: Ask your database administrator to install the required Import views.

IMP-00024: Only one mode (TABLES, FROMUSER, or FULL) can be specified

Cause: Parameters were specified that conflict with the import specification FULL=Y.

Action: Retry, making sure not to specify FULL=Y.

IMP-00025: for DBA export files, FROMUSER must be specified with TOUSER option

Cause: When importing a database administrator export file, you specified the TOUSER parameter but not the FROMUSER parameter.

Action: Specify the FROMUSER parameter so that Import knows which user's objects to import.

IMP-00027: failed to rollback partial import of previous table

Cause: Import encountered an Oracle error while trying to roll back a partial import.

Action: Look up the accompanying Oracle message in the ORA message chapters of this manual and take appropriate action. Then, log on to Oracle and check that the partial import was not committed.

IMP-00028: partial import of previous table rolled back: *number* rows rolled back

Cause: Import encountered an Oracle error while trying to import a table.

Action: Look up the accompanying Oracle message in the ORA message chapters of this manual and take appropriate action. Then, if necessary, re-import the table.

IMP-00029: cannot qualify table name by owner (*string*), use FROMUSER parameter

Cause: A table name was qualified with the name of its owner, as shown in the following example. This is not allowed. IMP SYSTEM/MANAGER TABLES=(SCOTT.EMP)

Action: Use the FROMUSER parameter to specify the table's owner, as shown in the following example: IMP SYSTEM/MANAGER FROMUSER=SCOTT TABLES=(EMP, DEPT)

IMP-00030: failed to create file *string* for write

Cause: Import was unable to create the specified file with write enabled.

Action: Check the file name and file system for the source of the error.

IMP-00031: Must specify FULL=Y or provide FROMUSER/TOUSER or TABLES arguments

Cause: The database administrator did not specify full or partial import.

Action: The database administrator must specify FROMUSER/TOUSER or table arguments if not a full import.

IMP-00032: SQL statement exceeded buffer length

Cause: The buffer was too small for the SQL statement being read.

Action: Rerun with a larger buffer. This can also be an indication of a corruption in the import datafile.

IMP-00033: Warning: Table "*string*" not found in export file

Cause: A table name was specified that does not exist in export file.

Action: Correct the table specification.

IMP-00034: Warning: FromUser "*string*" not found in export file

Cause: The user specified a FROMUSER name that does not exist in export file.

Action: Correct the FROMUSER specification.

IMP-00035: input file *string* must be on a disk

Cause: On some platforms, import can read files from tape. This message is displayed if the first file in an export file set was on disk and you specified a tape device for a second or subsequent file.

Action: Verify that you have specified the correct file name for the import file. Remember that all input files can be either on disk or all files can be on tape, but not mixed both tape and disk.

IMP-00036: Could not find environment character set

Cause: An environment character set was specified that was not recognized by the Import utility.

Action: Ensure that the spelling of the character set specified in the command line parameter CHARSET (for Release 6 only) or the environment variable NLS_LANG is correct.

IMP-00037: Character set marker unknown

Cause: The export file is corrupted.

Action: Try to obtain an uncorrupted version of the export file. If the export file is not corrupted, report this as an Import internal error and submit the export file to customer support.

IMP-00038: Could not convert to environment character set's handle

Cause: Internal error.

Action: Contact Worldwide Support.

IMP-00039: VOLSIZ does not match the value used for export: *string*

Cause: The value specified for VOLSIZ does not match the value specified during the creation of the export file.

Action: If you believe that the specified VOLSIZ value is correct, verify that you specified the correct file for import. If you specified the correct file but are unsure about the correct value, re-execute the import command but specify VOLSIZ=0.

IMP-00040: FILESIZE does not match the value used for export: *string*

Cause: The value specified for FILESIZE does not match the value specified during the creation of the export file.

Action: If you believe the specified FILESIZE value is correct, verify that you specified the correct file for import. If you specified the correct file but are unsure about the correct value, re-execute the import command but specify FILESIZE=0.

IMP-00041: Warning: object created with compilation warnings

Cause: The object in the SQL statement following this error was created with compilation errors. If this error occurred for a view, it is possible that the base table of the view was missing.

Action: This is a warning. The object may have to be recompiled before being used.

IMP-00042: CHARSET used, but the export file has specific character set

Cause: The user requested that a specific character set be used to process an export file that has a specific embedded character set ID. The ID in the export file is accurate and should be used.

Action: Remove the CHARSET keyword from the command line.

IMP-00043: export file character set inconsistent

Cause: The character set of the export file and the environment character set (or the character set specified with the CHARSET keyword) are inconsistent. One character set is ASCII-based while the other is EBCDIC based.

Action: Specify the correct character set with the CHARSET keyword.

IMP-00044: unable to allocate enough memory for statement

Cause: Import was unable to allocate sufficient memory to read in the specified statement and execute it.

Action: Increase the allocation for database buffers, restart the instance, and reexecute the Import command.

IMP-00045: using VOLSIZ value from export file of *string*

Cause: Either you did not specify the VOLSIZ parameter in your IMPORT command, or you specified VOLSIZ=0 and the export was created with a non-zero value for VOLSIZ. Import will use the value specified in the export file.

Action: None required.

IMP-00046: using FILESIZE value from export file of *string*

Cause: Either you did not specify the FILESIZE parameter in your IMPORT command, or you specified FILESIZE=0 and the export file was created with a non-zero value for FILESIZE. Import will use the value specified in the export file.

Action: None required.

IMP-00047: unexpected file sequence number; expected *number* but found *number*

Cause: The header in the export file contains a sequence number that is used to track the order in which multiple export files are written. The first export file is assigned sequence number one, the second file is assigned sequence number two and so on. This message is displayed when a number other than the expected sequence number is found in the file header

Action: Execute the import command again, but specify the files in the order in which Export wrote them.

IMP-00048: mismatched file header

Cause: During verification of the 2nd or subsequent file in a multi-file export, Import found header fields in the file that did not match values in the first file.

Action: Check the names of the files created by Export and verify that you specified them correctly for the import operation.

IMP-00049: Unknown language specified in CHARSET

Cause: An unknown language was listed in the CHARSET option.

Action: Use a known character set.

IMP-00050: Dump file and log file cannot be identical

Cause: Identical names were given to the dump file and log file.

Action: Specify different names for the dump file and log file and retry the operation.

IMP-00051: Direct path exported dump file contains illegal column length

Cause: An invalid column length was encountered while processing column pieces."

Action: Check to make sure the export file is not corrupted, or else report this to Oracle Worldwide Support as an Import/Export internal bug and submit the export file.

IMP-00052: Warning: Unable to set event for freelist communication with server

Cause: An event could not be set for current the session.

Action: If Import fails, give the Import user ALTER SESSION PRIV and retry the operation.

IMP-00053: Import mode incompatible with Export dump file

Cause: The specified import option is incompatible with point-in-time- recovery dump file.

Action: Generate a proper dump file or use point-in-time-recovery import mode.

IMP-00054: must be connected 'AS SYSDBA' to do Point-in-time Recovery or Transportable Tablespace import

Cause: The user must log in 'as SYSDBA' to perform transportable tablespace imports or Point-In-Time Recovery imports.

Action: Ask your database administrator to perform the Transportable Tablespace import or the Tablespace Point-in-time Recovery import.

IMP-00055: Warning: partition or subpartition "*string*":"*string*" not found in export file

Cause: A partition or subpartition name was specified that does not exist in export file.

Action: Check to make sure the partition or subpartition name belongs to the table.

IMP-00056: multiple devices specified for tape input

Cause: You specified multiple file names when doing an import from a tape device. Import uses the same device for reading all tapes, regardless of the number of tape volumes required. For this reason, export will accept only one value for the FILE parameter when writing to tape.

Action: Reenter the IMPORT command, but specify only one tape device in the FILE parameter.

IMP-00057: Warning: Dump file may not contain data of all partitions of this table

Cause: The dump file used for this Table Import might not contain all of the data belonging to the exported table.

Action: Check to see if the export was done as intended, or try performing a Partition Import.

IMP-00059: Failure to initialize parameter manager

Cause: Parameter manager failed in initialization.

Action: Report this to Oracle Worldwide Support as an Import internal bug.

IMP-00060: Warning: Skipping table "*string*."*string*" because object type "*string*."*string*" does not exist or has different identifier

Cause: An object type needed by the table, either does not exist on the * target system or, if it does exist, it has a different object identifier.

Action: Create the object type on the target system with a valid * identifier.

IMP-00061: Warning: Object type "*string*."*string*" already exists with a different identifier

Cause: An object type cannot be created because it already exists on the * target system, but with a different identifier

Action: Drop the object type from the target system and retry the operation.

IMP-00062: Warning: The identifier on the dump file for object type "*string*."*string*" is invalid

Cause: The character string representing the object type's identifier * could not be converted to an object identifier.

Action: Internal error.

IMP-00063: Warning: Skipping table "string"."string" because object type "string"."string" cannot be created or has different identifier

Cause: An error occurred creating an object type that is used by the * table.

Action: Examine the import log to determine why the object type could not * be created. If the object type already existed, with a * different object identifier, then drop the object type and * retry the import.

IMP-00064: Definition of LOB was truncated by export

Cause: While producing the dump file, Export was unable to write the * entire contents of a LOB. Import is therefore unable to * reconstruct the contents of the LOB. The remainder of the * import of the current table will be skipped.

Action: Delete the offending row in the exported database and retry the * export.

IMP-00065: Import is unable to recreate lobes within objects.

Cause: An error occurred recreating a LOB within an imported object.

Action: Report this to Oracle Worldwide Support as an Import internal error.

IMP-00066: Missing NLS_CHARACTERSET in props\$

Cause: No value for NLS_CHARACTERSET in props\$.

Action: Contact Worldwide support.

IMP-00067: Could not convert to server character set's handle

Cause: Internal error.

Action: Contact Worldwide support.

IMP-00068: Could not find environment national character set

Cause: An environment national character set was specified that was not recognized by the Import utility.

Action: Ensure that the spelling of the national character set specified in the environment variable NLS_NCHAR is correct.

IMP-00069: Could not convert to environment national character set's handle

Cause: Internal error..

Action: Contact Worldwide support.

IMP-00070: Lob definitions in dump file are inconsistent with database.

Cause: The number of LOBS per row in the dump file is different than the * number of LOBS per row in the table being populated.

Action: Modify the table being imported so that it matches the column * attribute layout of the table that was exported.

IMP-00071: Object identifier of imported table mismatches object identifier of existing table

Cause: An attempt was made to import data into a table that was recreated under a different object identifier than the object identifier used for the exported object table. Under this situation, REF's to this table that are contained within the dump file will also be invalid.

Action: Drop the offending object table prior to import.

IMP-00072: Warning: The object table's object identifier is invalid.

Cause: The character string representing the table's object identifier could not be converted to an internal object identifier.

Action: Internal error.

IMP-00073: FILE locator "string" "string" is truncated to "string" "string" in server character set

Cause: The conversion of the specified directory and name strings for a file attribute or column from the export server's character set into the import server's character set exceeded the maximum string lengths allowed within FILE descriptors. The strings will be truncated to the maximum supported lengths.

Action: Rename the directory aliases and external filenames to match the truncated names in the specified FILE column or attribute.

IMP-00074: The constraints flagged by ALL_CONSTRAINTS.BAD will break in 2000 A.D.

Cause: Constraints exist in the data base that specify date values without fully specifying the year. These constraints could break in the year 2000 A.D.

Action: Query ALL_CONSTRAINTS and correct those constraints marked as bad.

IMP-00075: Warning: The nested table may contain partial rows or duplicate rows

Cause: An error occurred inserting data into an outer or inner nested table. If the error occurred in the outer table, rows are still inserted into the inner tables. If the error occurred in an inner table, data is still inserted into the outer table and other inner tables. This can result in duplicate inner table rows or partial logical rows.

Action: Examine the data in the tables. Delete the incorrect rows or drop the entire table and perform the import again.

IMP-00076: Missing NLS_NCHAR_CHARACTERSET in props\$

Cause: No value for NLS_NCHAR_CHARACTERSET in props\$.

Action: Contact Worldwide support.

IMP-00077: Could not convert to server national character set's handle

Cause: Internal error.

Action: Contact Worldwide support.

IMP-00078: Cannot translate FILE locator to "string" "string" in server character set

Cause: (1) The current export dump file was generated using Beta-2 of Oracle8.0 AND (2) there was a File that appeared as an attribute of an ADT within a table's column AND (3) the character set of the export server's database was different than the character set of the import server's database AND (4) when the filename or the aliasname of the File increased in size when it was translated to the character set of the import server. When all of these conditions are true, translation of the strings could yield corruption of the data in the column. Rather than proceeding with the translation, import will leave the character strings in the File in the old character set.

Action: After import completes, rename the directory aliases and external filenames to match the real names used for the target database.

IMP-00079: Warning: National character set data in this table may be incorrect

Cause: Due to a problem in 8.0.2 Export, national character data in NCHAR and NVARCHAR2 columns was incorrectly assumed to be in the export server's data base character set and was converted to the export client's data base character set. This

conversion would only be correct if the export server's data base character set was the same as the export server's national character set and the export client's data base character set was the same as the export client's national character set. All other combinations would likely be incorrect. This export dump file was generated by 8.0.2 Export and the export client and server character sets did not fit that criteria.

Action: Examine the national character data. If incorrect, update the data with correct data.

IMP-00080: Error during character conversion of long column or long command

Cause: During piecewise character conversion of the data in a long column or of a long command, a fatal conversion error occurred. Either character truncation occurred or an invalid character set handle was used.

Action: Retry the import with a different character set.

IMP-00081: attempt to free unallocated memory

Cause: An attempt was made to free memory that was not allocated.

Action: Contact Oracle Worldwide Support

IMP-00082: Error during conversion ROWID from string format to internal

Cause: An error occurred while attempting to convert a ROWID from an export dump file into an internal format.

Action: Report this to Oracle Worldwide Support as an Import internal error.

IMP-00083: dump file does not contain an incremental export

Cause: An incremental import was requested and the dump file specified for the import command is either a user or table export.

Action: Reissue the command import command but specify the name of a dump file containing an incremental export.

IMP-00084: attempt to mix incremental import with user or table import

Cause: An incremental import was requested along with the FROMUSER, TOUSER, or TABLE qualifier. An incremental import cannot be done if any of these other qualifiers are also specified.

Action: Determine whether you want to do an incremental import, full import, user import or table import and reissue the import command with the appropriate qualifiers.

IMP-00085: multiple input files specified for unbounded export file

Cause: You specified multiple file names for the FILE parameter when doing an import, but the header in the export file indicates that the export operation could create only one file. Specifying multiple file names is valid for an import operation only if the export files were created by an export operation in which the user specified a non-zero value for the FILESIZE parameter.

Action: If you believe the export contains multiple files, verify that you have specified the correct files. If you believe the export should be in only one file then try the import operation again, but specify only one value for the FILE parameter.

IMP-00086: TOID "string" not found in export file

Cause: Import did not find the type identification specified in the TOID_NOVALIDATE parameter. The specified type identification does not exist in export file.

Action: Correct or omit the TOID_NOVALIDATE parameter.

IMP-00087: Problem with internal hash table of schema/table names

Cause: Most likely a problem with allocating memory for the hash table entries.

Action: Contact Oracle Worldwide Support

IMP-00088: Problem importing metadata for index *string*. Index creation will be skipped

Cause: Domain indexes import private metadata via anonymous PL/SQL blocks prior to the CREATE INDEX statement. The execution of one of these PL/SQL blocks failed. Because the metadata is considered an integral part of the index, the subsequent CREATE INDEX statement was skipped.

Action: Contact the developer of the index's implementation type. If this is an Oracle-supplied index (perhaps via a data cartridge), contact Oracle Worldwide Support.

IMP-00089: Fine grain policy "*string*" not recreated on table/view "*string*"

Cause: Import user fails to recreate fine grained policies of the table/view being imported. To recreate the policy, the user doing the import needs execute privilege on the package DBMS_RLS for access policies or DBMS_FGA for audit policies.

Action: Ask the database administrator to perform the export/import of this table/view.

IMP-00090: Unexpected DbmsJava error *number* at step *number* while creating *string*

Cause: The error was returned from a call to a DbmsJava procedure.

Action: Record the accompanying messages and report this as an Import internal error to customer support.

IMP-00091: Above error occurred on the following function and object: *string*. Remaining PL/SQL blocks for this object will be skipped.

Cause: An error occurred while executing a PL/SQL block that implements the DDL for the named function and procedural object. A procedural object is one whose DDL is implemented as stored procedures rather than as standard SQL statements.

Action: Contact Oracle Worldwide Support so they may determine the development group responsible for the package that failed.

IMP-00092: Java object "*string*"."*string*" already exists, cannot be created

Cause: Import failed to create the Java source, class or resource object because it already exists.

Action: Drop the object type from the target system and retry the operation.

IMP-00093: Inconsistency between dumpfile constraint definition for table *string* with columns (*string*)

Cause: Import failed to locate a base table for a constraint that was defined in the dump file and statistics were not imported.

Action: Check to see if the table and constraint exist. If the table and constraint exist, then report this to Oracle Support Services as an Import internal error.

IMP-00094: Warning: The identifier on the dump file for object type "*string*"."*string*" is invalid

Cause: The character string representing the object type's identifier * could not be converted.

Action: Contact Oracle Worldwide Support.

IMP-00095: Resumable parameters ignored -- current session not resumable

Cause: Current session is not resumable.

Action: Must specify RESUMABLE=Y to enable resumable session in order for the RESUMABLE_NAME and RESUMABLE_TIMEOUT parameters to take effect.

IMP-00096: Warning: Skipping table "*string*".*string*" because type synonym "*string*".*string*" cannot be created

Cause: An error occurred creating a synonym for a type that is used by the * table.

Action: Examine the import log to determine why the type synonym could * not be created. If the synonym already existed, but is not * needed, then drop the synonym and retry the import. If the * synonym is PUBLIC but the importer does not have the * CREATE PUBLIC SYNONYM system privilege, then the import must * be done by someone possessing that privilege, or the importer * must be granted the privilege.

IMP-00097: \nSTREAMS_CONFIGURATION=Y ignored, only valid with FULL=Y

Cause: STREAMS_CONFIGURATION=Y can only be used * when FULL=Y is present on the command line

Action: Remove conflicting command arguments

IMP-00098: INTERNAL ERROR: *string*

Cause: An INTERNAL error occurred.

Action: Contact Oracle Worldwide Support.

IMP-00099: Warning: The typeid in the dump file for object type "*string*".*string*" is invalid

Cause: The character string representing the object type's identifier * could not be converted.

Action: Contact Oracle Worldwide Support.

IMP-00400: Warning: Object type "*string*".*string*" already exists with a different typeid

Cause: An object type could not be created because it already existed on the * target system, but with a different typeid

Action: Drop the object type from the target system and retry the operation.

IMP-00401: dump file "*string*" may be an Data Pump export dump file

Cause: A dump file was specified for an import operation which appears to have been created using the Data Pump export utility. These dump files cannot be processed by the original import utility.

Action: Try using the Data Pump import utility to process this dump file.

IMP-00402: Invalid parameter "*string*" with data_only mode

Cause: Parameter provided along data_only is invalid.

Action: Remove the invalid parameter from command line.

IMP-00403: \n\nWarning: This import generated a separate SQL file "*string*" which contains DDL that failed due to a privilege issue.\n

Cause: The import failed because the DDL had insufficient privileges.

Action: Connect as SYSDBA and run the SQL file.

INS-00001 to INS-30000

INS-00001: Unknown irrecoverable error

Cause: No additional information available.

Action: Refer to the logs or contact Oracle Support Services

INS-00002: Unhandled exception

Cause: No additional information available.

Action: Refer to the logs or contact Oracle Support Services

INS-00003: Application startup failed

Cause: An unexpected error occurred while loading the application configuration or other startup resources.

Action: Refer to the logs or contact Oracle Support Services

INS-00004: Unable to load help

Cause: One or more help configuration files were not readable or not in the correct format.

Action: Contact Oracle Support Services or refer to the software manual.

INS-00005: Invalid application configuration

Cause: The given application configuration is not compliant to the expected schema.

Action: Contact Oracle Support Services

INS-00006: No resource bundle is associated to the Resource instance

Cause: Specified resource bundle *string* is not found in the classpath.

Action: Ensure that the required libraries are in the classpath.

INS-00007: Help not available for this application

Cause: No additional information available.

Action: Contact Oracle Support Services support or refer software manual.

INS-00008: Help topic not found

Cause: The current user interface do not have help content associated with it.

Action: Contact Oracle Support Services or refer to the software manual.

INS-01001: Failed to create parent directories while copying *string* to *string*

Cause: Unexpected error occurred while creating the nonexistent parent directories of the destination file *string*

Action: Manually verify whether the destination directory is possible to be created.

INS-01002: Copy failed as the source file *string* do not exist

Cause: No additional information available.

Action: Ensure that the source file exist.

INS-01003: Copy failed as the source path *string* do not correspond to a file.

Cause: Copy routine expects a source path, which represents a file.

Action: Ensure that the source is a file and destination is a file or a directory. Note: if the destination is a directory, then the source file will be copied in the same name, under the destination directory.

INS-01004: *string* is not directory.

Cause: The archive extraction routine expects the destination to be a directory.

Action: Ensure that destination is a directory

INS-01005: Failed to copy file from *string* to *string*

Cause: Unexpected error occured while copying the file.

Action: Refer to the logs for more details.

INS-01006: The file *string* cannot be copied onto itself.

Cause: The source file and destination file are same.

Action: Ensure that the destination file is different from the source file.

INS-01007: The directory *string* cannot be copied onto itself

Cause: The source directory and destination directory are same.

Action: Ensure that the destination directory is different from the source directory.

INS-01008: Copy failed as the destination file *string* already exists.

Cause: No additional information available.

Action: Ensure that the destination file do not exist or use overwrite option to overwrite the destination file.

INS-01009: *string* is not valid archive.

Cause: The given archive path, either do not correspond to a file or do not exist.

Action: Ensure that the given source path correspond to a valid archive location.

INS-01010: Unable to save file to the specified location.

Cause: The specified location may not be writable.

Action: Specify a location that is writable.

INS-04001: Invalid command line arguments xml file (*string*). Either application could not detect command line arguments xml file or contains syntactically incorrect information.

Cause: n/a

Action: n/a

INS-04002: Application could not parse command line arguments xml file (*string*). Either XPathExpressionException or IOException occurred while parsing command line arguments xml file.

Cause: n/a

Action: n/a

INS-04003: Invalid argument passed from command line. Specified argument (*string*) is not a supported argument for this application.

Cause: n/a

Action: n/a

INS-04004: Value is not specified for comamnd line argument: *string*. Specify valid value for the mentioned argument. Refer application help for more details.

Cause: n/a

Action: n/a

INS-04005: Invalid argument passed from command line: *string*. Specified argument is not a supported for the current operating system.

Cause: n/a

Action: n/a

INS-04006: Invalid combination of arguments passed from command line. Arguments [*string,string*] cannot be passed together in the same application session.

Cause: n/a

Action: n/a

INS-04007: Invalid argument passed from command line: *string*

Cause: n/a

Action: n/a

INS-04008: Invalid combination of arguments passed from command line. One or more mandatory dependent arguments are not passed for the arugment: *string*

Cause: n/a

Action: n/a

INS-04009: The argument [*string*] passed is not supported for the current context *string*

Cause: n/a

Action: n/a

INS-06001: Failed to perform operation due to internal driver error.

Cause: No additional information available.

Action: Refer to the logs or contact Oracle Support Services

INS-06002: Authentication failed.

Cause: Failed to login into the selected nodes.

Action: Check shared unix password. Locked accounts or accounts with no password are not supported. Contact Administrator or refer logs for more details.

INS-06003: Failed to setup passwordless SSH connectivity with the following node(s): *string*

Cause: It is possible that the failed nodes are running different Operating System or not reachable. If they are reachable and running the same Operating System as the local machine, it is possible that the SSH daemon is not configured on the selected nodes.

Action: Ensure that the failed nodes are reachable, running the same Operating System and have support for SSH connectivity.

INS-06004: File operation on user's .ssh directory is not permitted.

Cause: Write permission not set for either user's home directory or .ssh directory under user's home directory.

Action: Ensure that .ssh directory is either allowed to be created under user's home directory or .ssh directory allows files to be written into it.

INS-06005: Unable to get SSH connectivity details.

Cause: An unexpected error occurred while getting SSH connectivity details across the selected nodes.

Action: Refer to the logs for more details or contact Oracle Support Services.

INS-06006: Passwordless SSH connectivity not set up between the following node(s): *string*.

Cause: Either passwordless SSH connectivity is not setup between specified node(s) or they are not reachable. Refer to the logs for more details.

Action: Refer to the logs for more details or contact Oracle Support Services.

INS-06007: SSH connectivity check operation disabled

Cause: Either the property named 'oracle.install.ssh.setupCheckEnabled' is set to true in Java system properties or the internal driver had disabled this operation.

Action: Try setting 'oracle.install.ssh.setupCheckEnabled=true' as Java system property or contact Oracle Support Services.

INS-06008: SSH connectivity setup operation disabled

Cause: Either the property named 'oracle.install.ssh.setupEnabled' is set to true in Java system properties or the internal driver had disabled this operation.

Action: Try setting 'oracle.install.ssh.setupEnabled=true' as Java system property or contact Oracle Support Services.

INS-06101: IP address of localhost could not be determined

Cause: The localhost is not mapped to a valid IP address in Hosts file (Eg. /etc/hosts in Unix).

Action: Assign a valid IP address for the localhost or set it to loopback IP address (127.0.0.1 in IPv4 or ::1 in IPv6).

INS-07001: Value for property '*string*' not found in the bean store.

Cause: No additional information available.

Action: It is not mandatory that all properties are to be in a given bean store. This error can be ignored if the given property is not expected to be in the bean store.

INS-07002: Unable to get the type definition for property named '*string*' of bean type '*string*'

Cause: No additional information available.

Action: Ensure that the properties in the bean type are correctly defined.

INS-07003: Unexpected error occurred while accessing the bean store

Cause: No additional information available.

Action: Refers logs or contact Oracle Support Services

INS-07004: Invalid bean store

Cause: Either the bean store is corrupt or it does not have access to the underlying data source.

Action: Refers logs or contact Oracle Support Services

INS-07005: The given beans cannot be written because there is no bean store assigned to the bean store writer.

Cause: No additional information available

Action: Refers logs or contact Oracle Support Services

INS-07006: Unable to save the bean store to the given target.

Cause: Either the target is not accessible or an unexpected error occurred while saving the bean store.

Action: Refers logs or contact Oracle Support Services

INS-07007: Failed to open or create a bean store reader.

Cause: Either the bean store is corrupt or it does not have access to the underlying data source.

Action: Refers logs or contact Oracle Support Services

INS-07008: The format of the bean store is not specified

Cause: No additional information available.

Action: Refers logs or contact Oracle Support Services

INS-07009: Unable to load bean store

Cause: Unexpected error while loading the bean store.

Action: Refers logs or contact Oracle Support Services

INS-07010: Invalid argument *string*

Cause: The argument for a given property did not comply with either the specification, schema, or rules.

Action: Ensure that given arguments are of the expected data type or schema

INS-08001: Flow configuration is syntactically incorrect

Cause: No additional information available.

Action: Contact Oracle Support Services or refer to the software manual.

INS-08005: View class may not exist or a fully qualified View class name is not given.

Cause: No additional information available.

Action: Contact Oracle Support Services or refer to the software manual.

INS-08007: Fully qualified Action class name is not given.

Cause: No additional information available.

Action: Contact Oracle Support Services or refer to the software manual.

INS-08011: Route identifier '*string*' mentioned in the transition may not exist.

Cause: No additional information available.

Action: Contact Oracle Support Services or refer to the software manual.

INS-08012: Unknown View Identifier '*string*' associated to a state.

Cause: No additional information available.

Action: Contact Oracle Support Services or refer to the software manual.

INS-08013: Unknown Validator class '*string*' associated to a state.

Cause: No additional information available.

Action: Contact Oracle Support Services or refer to the software manual.

INS-08014: Fully qualified Condition class name is not given.

Cause: No additional information available.

Action: Contact Oracle Support Services or refer to the software manual.

INS-08015: No transition specified for condition defined at state '*string*'.

Cause: No additional information available.

Action: Contact Oracle Support Services or refer to the software manual.

INS-08101: Unexpected error while executing the action at state: '*string*'

Cause: No additional information available.

Action: Contact Oracle Support Services or refer to the software manual.

INS-08102: Unexpected error occurred while transitioning from state '*string*'

Cause: No additional information available.

Action: Contact Oracle Support Services or refer to the software manual.

INS-08103: Null route returned by state '*string*'.

Cause: The route was not chosen from the current state in order to proceed further.

Action: No additional information available.

INS-08104: Route '*string*' returned by state '*string*' is not found in the flow configuration.

Cause: No additional information available.

Action: Contact Oracle Support Services or refer to the software manual.

INS-08106: Unexpected error occurred while loading the view '*string*' associated to state '*string*'.

Cause: No additional information available.

Action: Contact Oracle Support Services or refer to the software manual.

INS-08107: Failed while processing user inputs at state '*string*'.

Cause: Unexpected error occurred while processing the inputs from view '*string*' associated to state '*string*'.

Action: No additional information available.

INS-08108: Failed while localizing the view

Cause: Unexpected error occurred while localizing the view '*string*' associated to state '*string*'.

Action: No additional information available.

INS-08109: Unexpected error occurred while validating inputs at state '*string*'.

Cause: No additional information available.

Action: Contact Oracle Support Services or refer to the software manual.

INS-08110: Invalid checkpoint file '*string*'.

Cause: Session restoration failed since the given checkpoint file may have been syntactically incorrect or did not exist.

Action: No additional information available.

INS-08801: View class referred by view ID '*string*' not found.

Cause: The given View class was not found in the classpath.

Action: No additional information available.

INS-08802: Unable to instantiate the View class referred by View ID '*string*'.

Cause: The given class do not represent a valid View class or an unexpected error occurred while instantiating it.

Action: No additional information available.

INS-10002: Inventory initialization failed

Cause: Inventory exist, but an unexpected error occurred while initializing it.

Action: Ensure that the inventory is not corrupt. Otherwise contact Oracle Support Services or refer logs.

INS-10006: Scratch path '*string*' is not valid.

Cause: The specified scratch path is either not accessible or do not exist.

Action: Contact Oracle Support Services or refer logs

INS-10008: Session initialization failed

Cause: An unexpected error occurred while initializing the session.

Action: Contact Oracle Support Services or refer logs

INS-10010: Scratch path not defined or set

Cause: Not additional information available

Action: Contact Oracle Support Services

INS-10012: Setup driver initialization failed.

Cause: An unexpected error occurred while initializing the underlying setup driver.

Action: Contact Oracle Support Services or refer logs

INS-10013: The installer has detected that current home is not registered in the central inventory on this system.

Cause: This can happen for the following reasons - either *string* has not been run or script failed to update the inventory.

Action: Run the script as a root user.

INS-10014: The installer has detected that current home is not registered in the central inventory on the node(s): *string*.

Cause: This can happen for the following reasons - either *string* has not been run or script failed to update the inventory.

Action: Run the script as a root user.

INS-10015: Argument (*string*) passed from the command line is invalid.

Cause: n/a

Action: n/a

INS-10016: Installer failed to update the cluster related details, for this Oracle home, in the inventory on all/some of the nodes

Cause: n/a

Action: n/a

INS-10101: The given response file *string* is not found.

Cause: The given response file is either not accessible or do not exist.

Action: Give a correct response file location. (Note: relative path is not supported)

INS-10102: Installer initialization failed.

Cause: An unexpected error occurred while initializing the Installer.

Action: Contact Oracle Support Services or refer logs

INS-10103: Response file is not specified for this session.

Cause: Response file was not specified for this session. A silent session requires input from a response file or from the command line.

Action: Specify the response file and rerun the installer.

INS-10104: The given response file is not accessible.

Cause: Current user may not have read permission.

Action: Ensure that the current user have permission to read the given response file.

INS-10105: The given response file *string* is not valid.

Cause: Syntactically incorrect response file. Either unexpected variables are specified or expected variables are not specified in the response file.

Action: Refer the latest product specific response file template

INS-10106: The format of the given response file is not supported.

Cause: The response file format was incorrect or not supported.

Action: Use response files of type *string*.

INS-10107: Argument `\string\` is not supported for this session.

Cause: Argument `\string\` is specified for this session. This option is supported only in case of silent installation.

Action: Ensure that you have specified correct arguments to the installer.

INS-10108: The given response file name is not valid.

Cause: It contains special characters.

Action: Specify the response file name which does not have special characters.

INS-13001: Environment does not meet minimum requirements.

Cause: Minimum requirements were not met for this environment

Action: Either check the logs for more information or check the supported configurations for this product.

INS-13010: Automatic prerequisite fix up is not supported

Cause: No additional information available

Action: Refer logs and fix up all prerequisites manually.

INS-13011: No automatic prerequisite fix up routine available.

Cause: Automatic fix up is not supported, hence no fix up routine generated.

Action: Refer logs and fix up all prerequisites manually.

INS-13012: Automatic prerequisite fix up is not performed or is incomplete.

Cause: User has either cancelled the operation or did not execute the automatic prerequisite fix up routines.

Action: Run the automatic fix up routines or refer logs and fix up all prerequisites manually.

INS-13013: Target environment does not meet some mandatory requirements.

Cause: Some of the mandatory prerequisites are not met. See logs for details. *string*

Action: Identify the list of failed prerequisite checks from the log: *string*. Then either from the log file or from installation manual find the appropriate configuration to meet the prerequisites and fix it manually.

INS-13014: Target environment does not meet some optional requirements.

Cause: Some of the optional prerequisites are not met. See logs for details. *string*

Action: Identify the list of failed prerequisite checks from the log: *string*. Then either from the log file or from installation manual find the appropriate configuration to meet the prerequisites and fix it manually.

INS-13015: The path *string* provided for cvu_prereq.xml is invalid.

Cause: The path *string* provided for cvu_prereq.xml is invalid.

Action: Provide a valid path of cvu_prereq.xml. It must be specified as an absolute pathname.

INS-13016: You have chosen to ignore some of the prerequisites for this installation. This may impact product configuration.

Cause: You have chosen to ignore failed prerequisites and proceed with the installation.

Action: Ensure that the failed prerequisites are fixed before proceeding.

INS-13017: Installer is unable to run the fixup script.

Cause: This might be because of the incorrect credentials provided for configuration script execution.

Action: Ensure that the correct credentials provided for configuration script execution. Also refer log files for more details.

INS-13018: Installer is unable to run the fixup script.

Cause: An exception occurred while running the fixup script or during fixup script result collection.

Action: Refer log files for more details.

INS-20701: Unexpected internal driver error

Cause: A call to internal Oracle cluster API failed.

Action: Refer to the logs or contact Oracle Support Services. Note for advanced users: Launch the installer by passing the following flag '-ignoreInternalDriverError'.

INS-20702: Unexpected internal driver error

Cause: A call to cluster verification utility failed.

Action: Refer to the logs or contact Oracle Support Services. Note for advanced users: Launch the installer by passing the following flag '-ignoreInternalDriverError'.

INS-20801: Configuration Assistant '*string*' failed.

Cause: Refer to the logs for additional information.

Action: Refer to the logs or contact Oracle Support Services.

INS-20802: *string* failed.

Cause: The plug-in failed in its perform method

Action: Refer to the logs or contact Oracle Support Services.

INS-20803: The optional tool named '*string*' failed.

Cause: Refer to the logs for additional information.

Action: Refer to the logs or contact Oracle Support Services. As '*string*' is an optional tool, it is safe to ignore this failure and proceed with the installation.

INS-20804: *string* aborted.

Cause: No additional information available.

Action: Refer to the logs or contact Oracle Support Services.

INS-20805: *string* is not activated

Cause: No additional information available.

Action: Refer to the logs or contact Oracle Support Services.

INS-20806: *string* not executed.

Cause: The plug-in was not executed or unavailable

Action: Refer to the logs or contact Oracle Support Services.

INS-20807: *string* is not valid.

Cause: The action of the specified type could not be found in the referred aggregate

Action: Refer to the logs or contact Oracle Support Services.

INS-20808: Action already referenced.

Cause: The action was already referred to by a previous micro step

Action: Refer to the logs or contact Oracle Support Services.

INS-20809: Execution of '*string*' not enabled

Cause: The invocation of plug-in *string* is not active

Action: Refer to the logs or contact Oracle Support Services.

INS-20810: Target or command for '*string*' not valid.

Cause: The specified external command or internal plug-in could not be executed

Action: Refer to the logs or contact Oracle Support Services.

INS-20811: *string* parameters are not initialized

Cause: An argument of plug-in '*string*' referenced an uninitialized Parameter

Action: Refer to the logs or contact Oracle Support Services.

INS-20812: Unexpected error while executing '*string*'

Cause: An unspecified error occurred while attempting to perform the micro step.

Action: Refer to the logs or contact Oracle Support Services.

INS-20813: *string* not found

Cause: The referred aggregate could not be found

Action: Refer to the logs or contact Oracle Support Services.

INS-20814: The aggregate of '*string*' is not activated

Cause: The reference to the referred aggregate is set inactive

Action: Refer to the logs or contact Oracle Support Services.

INS-21001: ORACLE_HOME was not specified for clone.

Cause: n/a

Action: n/a

INS-21002: ORACLE_BASE was not specified for clone.


Cause: n/a

Action: n/a

INS-21003: Installer has detected that an invalid inventory pointer location file was specified.

Cause: Installer has failed to detect the inventory group owner from the inventory pointer location file.

Action: Ensure the Inventory location file oraInst.loc is corrected or specify a valid Inventory Pointer Location file



INS-30001 to INS-35000

INS-30001: The *string* password is empty.

Cause: The *string* password should not be empty.

Action: Provide a non-empty password.

INS-30002: The *string* password and *string* confirm password are not same.

Cause: The *string* password and *string* confirm password should be the same.

Action: Ensure that *string* password and *string* confirm password are the same.

INS-30003: The *string* password length is too long.

Cause: The *string* password length cannot exceed *string* characters.

Action: Provide a password lesser than *string* characters.

INS-30004: The *string* password entered is invalid.

Cause: Passwords may contain only alphanumeric characters from the chosen database character set, underscore (_), dollar sign (\$), or pound sign (#).

Action: Provide a password as per recommendations.

INS-30005: The *string* password entered is missing recommended characters.

Cause: The *string* password entered is missing recommended characters. Oracle recommends that passwords contain at least one *string*.

Action: Provide a password which contains at least one *string*.

INS-30006: The password specified is too short.

Cause: Oracle recommends that the *string* password entered should be at least *string* characters in length.

Action: Provide a password which is at least *string* characters in length.

INS-30007: Unable to get the raw device partition size.

Cause: Unexpected error occurred while trying to get the raw device partition size.

Action: Refer to the logs for more details.

INS-30008: Refer to the logs for more details.

Cause: Unexpected error occurred while trying to get the FS device partition size.

Action: Refer to the logs for more details.

INS-30009: Unable to get the FS partition free space size

Cause: Unable to get the FS partition free space size

Action: Unable to get the FS partition free space size

INS-30010: Unable to get the file system type.

Cause: Unexpected error occurred while trying to get the file system type.

Action: Refer to the logs for more details.

INS-30011: The *string* password entered does not conform to the Oracle recommended standards.

Cause: Oracle recommends that the password entered should be at least *string* characters in length, contain at least 1 uppercase character, 1 lower case character and 1 digit [0-9].

Action: Provide a password that conforms to the Oracle recommended standards.

INS-30013: Unable to check whether the partition is raw.

Cause: Unexpected error occurred while trying to check whether the partition is raw.

Action: Refer to the logs for more details.

INS-30014: Unable to check whether the location specified is on CFS

Cause: The location specified might not have the required permissions.

Action: Provide a location which has the appropriate required permissions.

INS-30015: An error occurred during setting permission.

Cause: Unexpected error occurred during setting permission.

Action: Refer to the logs for more details.

INS-30016: Unable to load the install inventory.

Cause: Unable to lock or read the install inventory.

Action: Check the permissions on the inventory location.

INS-30017: Install inventory does not exist.

Cause: Install inventory does not exist.

Action: Ensure that the install inventory exists.

INS-30018: Unable to get all the previously installed Oracle Home locations.

Cause: Error occurred while retrieving the oracle home locations.

Action: Check if the existing inventory location is accessible.

INS-30020: Unable to get the default oradata location.

Cause: Unexpected error occurred while trying to get the default oradata location.

Action: Refer to the logs for more details.

INS-30021: Unable to get Oracle RAC databases info.

Cause: Unexpected error occurred while trying to get RAC databases info.

Action: Refer to the logs for more details.

INS-30022: Unable to get SIDs and DB Homes on remote nodes.

Cause: Unexpected error occurred while trying to get SIDs and DB Homes on remote nodes.

Action: Refer to the logs for more details.

INS-30023: Unable to get SIDs and DB Homes on node *string*.

Cause: Unexpected error occurred while trying to get SIDs and DB Homes on node *string*.

Action: Refer to the logs for more details.

INS-30042: IO Exception occurred.

Cause: IO Exception occurred.

Action: Refer to the logs for more details.

INS-30043: The Grid Infrastructure home *string* does not exist or is empty.

Cause: Installer has detected Grid Infrastructure home (*string*) registered in the Inventory. But the home location does not exist or is empty.

Action: Check if the location specified is a valid Grid Infrastructure home. If not unregister the home from inventory using deinstall procedures.

INS-30044: Create Install Session Exception.

Cause: Refer to the logs for more details.

Action: Refer to the logs for more details.

INS-30045: Unable to find the specified Oracle Home.

Cause: Refer to the logs for more details.

Action: Refer to the logs for more details.

INS-30046: Unable to find product in Oracle Inventory.

Cause: Refer to the logs for more details.

Action: Refer to the logs for more details.

INS-30047: Multiple versions of the product were found.

Cause: Refer to the logs for more details.

Action: Refer to the logs for more details.

INS-30048: Incorrect format used in the given cluster configuration file.

Cause: The content of cluster configuration file do not conform to the format recommended.

Action: Ensure that the contents of the cluster configuration file conform to the expected format.

INS-30049: The given cluster configuration file could not be read.

Cause: Unexpected error while reading the given cluster configuration file.

Action: Ensure that the given cluster configuration file exists and has the read permissions.

INS-30051: Failed while checking for *string* directory existence on remote node (*string*).

Cause: User equivalence may not be setup between the local node and the remote nodes or sufficient file permissions are not set.

Action: Setup user equivalence or ensure sufficient file permissions are set.

INS-30052: Check for free disk space across nodes failed.

Cause: Unexpected error occurred while trying to check free disk space across nodes.

Action: Refer to the logs or contact Oracle Support Services. Note for advanced users: Launch the installer by passing the following flag '-ignoreInternalDriverError'.

INS-30053: Check for shared partitions across nodes failed.

Cause: Unexpected error occurred while trying to get shared partitions across nodes.

Action: Refer to the logs or contact Oracle Support Services. Note for advanced users: Launch the installer by passing the following flag '-ignoreInternalDriverError'.

INS-30054: Check for file system type across nodes failed.

Cause: Unexpected error while detecting file system type across nodes.

Action: Refer to the logs or contact Oracle Support Services.

INS-30055: Incorrect node role provided.

Cause: Node role *string* provided on line number *string* of the Cluster Configuration File is not valid.

Action: Specify a valid node role.

INS-30056: Host name contains invalid characters.

Cause: The host name *string* provided on line number *string* of the Cluster Configuration File contains one or more invalid characters.

Action: Ensure that the host name contains only valid characters. Valid characters for host names can be any combination of lower and uppercase alphanumeric characters (a - z, A - Z, 0 - 9), hyphen (-) and dot (.).

INS-30057: Host name cannot be empty.

Cause: The node provided on line number *string* of the Cluster Configuration File does not contain private host name.

Action: Ensure the Cluster Configuration File provided is valid.

INS-30060: Check for group existence failed.

Cause: Unexpected error occurred while trying to check for group existence.

Action: Refer to the logs or contact Oracle Support Services. Note for advanced users: Launch the installer by passing the following flag '-ignoreInternalDriverError'.

INS-30070: There are processes running in the currently selected Oracle Home.

Cause: Software is already running from the home selected for the install.

Action: Shutdown the following processes before continuing: *string*

INS-30071: An error occurred while trying to determine the running processes or services.

Cause: A runtime error

Action: Refer to the logs or contact Oracle Support Services.

INS-30072: There are services running from the currently selected Oracle Home.

Cause: Files that need to be reinstalled or upgraded in this home are currently in use by running services.

Action: Please stop the following services before continuing: *string*

INS-30073: There is software running from the currently selected Oracle Home.

Cause: Files that need to be reinstalled or upgraded in this home are currently in use by one or more applications.

Action: Please close any running applications before continuing.

INS-30080: *string* did not resolve to an IP address. Provide alternative name that resolves to an IP address.

Cause: n/a

Action: n/a

INS-30081: *string* could not be resolved using TCP/IP host name lookup. Provide valid name that can be resolvable using TCP/IP host name lookup.

Cause: n/a

Action: n/a

INS-30090: Check for connectivity across all nodes through the interface *string* has failed.

Cause: Unexpected error while checking connectivity of nodes through the interface.

Action: Refer to the logs or contact Oracle Support Services.

INS-30100: Insufficient disk space on the selected location (*string*).

Cause: Specified location is on a volume without enough disk space on nodes: *string*.

Action: Choose a location that has enough space (minimum of *string*MB) or free up space on the existing volume.

INS-30110: Installer has failed to perform status check on Oracle Clusterware configured.

Cause: Unexpected error occurred while trying to perform status check on existing Oracle Clusterware.

Action: Refer to the logs or contact Oracle Support Services. Note for advanced users: Launch the installer by passing the following flag '-ignoreInternalDriverError'.

INS-30120: Specified file (*string*) doesnt exist.

Cause: n/a

Action: n/a

INS-30131: Initial setup required for the execution of installer validations failed.

Cause: Failed to access the temporary location.

Action: Ensure that the current user has required permissions to access the temporary location.

INS-30132: Initial setup required for the execution of installer validations failed on nodes: *string*

Cause: Indicated nodes were not reachable, or the user equivalence is not available for those nodes, or the user failed to access the temporary location on the indicated nodes.

Action: Ensure that all the indicated nodes are reachable, user equivalence exists for those nodes and current user has required permissions to access the temporary location on all the indicated nodes.

INS-30140: Client data file not specified.

Cause: n/a

Action: n/a

INS-30141: Client data file is not a valid file.

Cause: n/a

Action: n/a

INS-30142: Specified client data file is not a valid file.

Cause: n/a

Action: n/a

INS-30150: Installer has detected that the specified GNS client data file is invalid.

Cause: n/a

Action: n/a

INS-30151: An unexpected exception occurred while extracting Sub-domain info from GNS client data file

Cause: n/a

Action: n/a

INS-30155: Host name contains invalid characters.

Cause: n/a

Action: n/a

INS-30156: Host name cannot be in IP Address format.

Cause: n/a

Action: n/a

INS-30157: The following nodes cannot be clustered due to user equivalence issue: *string*.

Cause: The user performing this installation is not configured identically on all nodes. This may be due to differences in the user or group IDs, or to SSH configuration issues.

Action: If necessary, refer to the installation guide for information about how to set up user equivalence manually on cluster nodes.

INS-30158: One or more host names you provided are invalid, as they do not resolve to a valid IP address.

Cause: n/a

Action: n/a

INS-30159: Node information was entered for two or more nodes that belonged to different domains.

Cause: n/a

Action: n/a

INS-30160: An unexpected exception occurred while extracting details from ASM client data file

Cause: n/a

Action: n/a

INS-30160: Installer has detected that the nodes *string* specified for addnode operation have uncleaned inventory.

Cause: n/a

Action: n/a

INS-30161: An unexpected exception occurred while extracting ASM Cluster name from ASM client data file

Cause: n/a

Action: n/a

INS-30162: An unexpected exception occurred while extracting ASM client cluster name from ASM client data file

Cause: n/a

Action: n/a

INS-30501: Automatic Storage Management software is not configured on this system.

Cause: Prior to configuring a database to use Automatic Storage Management (ASM), you must install and configure Grid Infrastructure, which includes ASM software.

Action: Grid Infrastructure can be installed from the separate installation media included in your media pack. Alternatively, it can be downloaded separately from Electronic Product Delivery (EPD) or the Oracle Technology Network (OTN). This is typically installed as a separate operating system user than the Oracle database and may have been installed by your system administrator. See the installation guide for more details.

INS-30502: No ASM disk group found.

Cause: There were no disk groups managed by the ASM instance *string*.

Action: Use Automatic Storage Management Configuration Assistant to add disk groups.

INS-30503: Unknown ASM disk group.

Cause: There was no disk groups named *string* managed by ASM instance *string*

Action: Enter a valid existing ASM disk group or use Automatic Storage Management Configuration Assistant to add the desired ASM disk group.

INS-30504: Missing ASM disk group name.

Cause: ASM disk group name was not specified.

Action: Enter a valid ASM disk group name.

INS-30505: Invalid disk group name.

Cause: The disk group name specified was invalid. It must start with an alphabetic character, and consist of up to 30 characters which are alphabetic, numeric, or the characters \$, # and _.

Action: Enter a valid disk group name containing only alphanumeric characters and possibly a few special characters allowed by your platform.

INS-30506: Invalid redundancy level.

Cause: Redundancy level was invalid.

Action: Choose a valid redundancy level: High, Normal or External.

INS-30507: Empty ASM disk group.

Cause: No disks were selected from a managed ASM disk group.

Action: Select appropriate number of disks from a managed ASM disk group.

INS-30508: Invalid ASM disks.

Cause: The disks *string* were not valid.

Action: Please choose or enter valid ASM disks.

INS-30509: Insufficient space available in the selected disk group.

Cause: Insufficient space available in the selected disk group. At least, *string* MB of space is required.

Action: Use Automatic Storage Management Configuration Assistant to add more disks to the selected disk group or create a new disk group with as least *string* MB of space.

INS-30510: Insufficient number of ASM disks selected.

Cause: The number of disks selected were insufficient for the selected redundancy level.

Action: For a disk group with redundancy level '*string*', at least '*string*' disks are recommended.

INS-30511: An older ASM instance was found.

Cause: Automatic Storage Management (ASM) *string* instance is found.

Action: Upgrade the existing ASM instance to version *string*.

INS-30512: Automatic Storage Management software is not configured on this cluster.

Cause: Prior to configuring a cluster database to use Automatic Storage Management (ASM), you must configure ASM software in the Grid Infrastructure home.

Action: Grid Infrastructure installation on this cluster was only configured to run Oracle Clusterware. You will need to go back to the Grid Infrastructure home and configure ASM for storing database. Grid Infrastructure is typically installed as a separate operating system user than the Oracle database and may have been installed by your system administrator. See the installation guide for more details.

INS-30513: ASM instance is not running on one or more nodes in the cluster.

Cause: The following nodes did not have an ASM instance running on them. Node list: *string*

Action: Before creating a database that uses ASM on all of the nodes chosen for this installation, you should extend the ASM cluster of instances using the Add Instance procedure to the desired set of nodes. Node list: *string*

INS-30514: The ASM diskgroup name has exceeded *string* characters.

Cause: n/a

Action: n/a

INS-30515: Insufficient space available in the selected disks.

Cause: Insufficient space available in the selected Disks. At least, *string* MB of free space is required.

Action: Choose additional disks such that the total size should be at least *string* MB.

INS-30516: Please specify unique disk groups.

Cause: Installer has detected that the diskgroup name provided already exists on the system.

Action: Specify different disk group.

INS-30517: Automatic Storage Management software is not configured on this system.

Cause: n/a

Action: n/a

INS-30518: Invalid Disk Discovery Path specified.

Cause: The Disk Discovery Path specified is invalid. Disk Discovery Path must not contain \$, \\ or ? characters.

Action: Ensure Disk Discovery Path provided does not contain \$, \\ or ? characters.

INS-30519: Allocation unit size can only be one of the following value set *string*.

Cause: The allocation unit size (AU Size) is set to an invalid number.

Action: Set the allocation unit size be one of the following value set *string*.

INS-30520: Incorrect Disk Group name specified.

Cause: The Disk Group name specified is incorrect. Disk Group name cannot be a SQL reserved word.

Action: Enter a Disk Group name that is not a SQL reserved word.

INS-30521: The size of disks selected is not the same so as to allow for equal number of *string*MB AU size blocks.

Cause: n/a

Action: n/a

INS-30521: Selected Disk group can not be used as storage location.

Cause: Installer has detected that the value of ASM compatibility attribute of the diskgroup *string* is *string*. The value of the attribute should be atleast *string* to use it as storage location for the database.

Action: Update the value of ASM compatibility attribute of the diskgroup to *string*. Refer to the Storage Administration documentation for further information.

INS-30522: Insufficient space available in the server clusters disk group.

Cause: The selected diskgroup does not have sufficient space. A minimum of *string* MB space is required.

Action: Add new disks to the disk group to meet the space requirement. Alternatively, select a new diskgroup with required space of *string* MB.

INS-30601: File access permissions error encountered.

Cause: n/a

Action: n/a

INS-30602: ASM access denied.

Cause: A connection to the Automatic Storage Management (ASM) instance on this system could not be established.

Action: To ensure a proper connection, the operating system user performing this installation must be a member of the OSDBA group of the ASM instance. See the installation guide for more information on the proper system setup required for running ASM and database instances as separate operating system users. Refer to Oracle error description for ORA-01031 for additional details.

INS-30603: Cluster Ready Services (CRS) is not running on local node.

Cause: n/a

Action: n/a

INS-30604: Required drivers are not found to perform the operation.

Cause: n/a

Action: n/a

INS-30605: The ASM instance is detected to be not running.

Cause: n/a

Action: n/a

INS-30606: Partial installation of ASM home is detected.

Cause: n/a

Action: n/a

INS-30607: No ASM found on the box.

Cause: n/a

Action: n/a

INS-30701: The partition is invalid.

Cause: The partition provided was not available on the system.

Action: Provide a partition that is available on the system.

INS-32001: No value has been given for the Password field.

Cause: A value was not specified for the Password field.

Action: Specify a value for the password field.

INS-32002: Invalid password.

Cause: The password entered in the Confirm password field did not match the password entered in the Password field.

Action: Enter the same password in both Password and Confirm password fields for confirmation purposes.

INS-32008: Oracle base location cant be same as the user home directory.

Cause: The specified Oracle base is same as the user home directory.

Action: Provide an Oracle base location other than the user home directory.

INS-32010: *string* contains invalid characters.

Cause: The specified *string* contained one or more invalid characters.

Action: Choose a *string* containing only alphanumeric characters and a few additional characters that are allowed for your platform.

INS-32011: The *string* that you have specified contains the space character.

Cause: The string you entered contains the space character.

Action: Please choose a string containing only alphanumeric, and a few additional characters that are allowed for your platform.

INS-32012: Unable to create directory: *string*.

Cause: Either proper permissions were not granted to create the directory or there was no space left in the volume.

Action: Check your permission on the selected directory or choose another directory.

INS-32013: The *string* is empty.

Cause: n/a

Action: n/a

INS-32015: The location specified for *string* is invalid.

Cause: The specified location cannot be used for *string*. Either the specified location is not found on the system or is detected to be a file.

Action: Specify a valid location for *string*.

INS-32016: The selected Oracle home contains directories or files.

Cause: n/a

Action: n/a

INS-32017: Invalid path specified for *string*

Cause: Path specified for *string* contains one or more folders which exceeds maximum folder name length.

Action: Specify the location which contains folders name length not more than *string* characters.

INS-32018: The selected Oracle home is outside of Oracle base.

Cause: n/a

Action: n/a

INS-32021: Insufficient disk space on this volume for the selected Oracle home.

Cause: The selected Oracle home was on a volume without enough disk space.

Action: Choose a location for Oracle home that has enough space (minimum of *string*MB) or free up space on the existing volume.

INS-32022: Grid infrastructure software for a cluster installation must not be under an Oracle base directory.

Cause: Grid infrastructure for a cluster installation assigns root ownership to all parent directories of the Grid home location. As a result, ownership of all named directories in the software location path is changed to root, creating permissions errors for all subsequent installations into the same Oracle base.

Action: Specify software location outside of an Oracle base directory for grid infrastructure for a cluster installation.

INS-32024: The specified location for Oracle base is invalid.

Cause: The specified Oracle base location is identical to an existing Oracle home location.

Action: Specify a location for Oracle base which is not an existing Oracle home.

INS-32025: The chosen installation conflicts with software already installed in the given Oracle home.

Cause: n/a

Action: n/a

INS-32026: The Software location specified should not be under Oracle base location.

Cause: Grid Infrastructure for a Cluster installation will assign root ownership to all parent directories of Oracle Clusterware software location. As a result, all named directories in the software location path will acquire root ownership. This may create problems for subsequent installations into the same Oracle base.

Action: Specify software location outside of Oracle base.

INS-32027: The ORACLE_HOME environment variable is currently set and this value is not same as the specified path for software location. This may impact the proper configuration of software.

Cause: n/a

Action: n/a

INS-32030: Invalid location for Central Inventory.

Cause: The Central Inventory location provided was empty.

Action: Provide a valid location for the inventory.

INS-32031: Invalid inventory location.

Cause: n/a

Action: n/a

INS-32033: Central Inventory location is not writable.

Cause: n/a

Action: n/a

INS-32034: Invalid characters specified for the inventory directory.

Cause: The inventory directory contained one or more invalid characters.

Action: The inventory directory can contain only alphanumeric, hyphen, and underscore characters.

INS-32035: Unable to create a new central inventory directory : *string*.

Cause: The central inventory location provided is not empty.

Action: Please provide another location for the inventory, or clean up the current location.

INS-32036: User home directory is not recommended as inventory location

Cause: User home directory has been chosen as inventory directory. Oracle recommends that the inventory directory is not users home directory, because members of inventory group will be given write permission to the inventory directory.

Action: Choose a directory other than users home as inventory location.

INS-32037: The operating system group specified for central inventory (oraInventory) ownership is invalid.

Cause: No value specified for central inventory (oraInventory) ownership group.

Action: Specify an operating system group whose members should have write permission to the central inventory directory (oraInventory).

INS-32038: The operating system group specified for central inventory (oraInventory) ownership is invalid.

Cause: User performing installation is not a member of the operating system group specified for central inventory(oraInventory) ownership.

Action: Specify an operating system group that the installing user is a member of. All the members of this operating system group will have write permission to the central inventory directory (oraInventory).

INS-32039: Inappropriate file permissions for inventory location.

Cause: The current user and current group do not match with the user and group of inventory location.

Action: Ensure that the file user and group are same as the installer user and install group respectively.

INS-32040: The central inventory location provided is not empty on remote nodes *string*.

Cause: n/a

Action: n/a

INS-32041: Unable to create a new central inventory directory : *string*

Cause: The central inventory location provided is not empty or corrupted

Action: Please clean up the inventory location : *string*

INS-32052: Oracle base and Oracle home locations are same.

Cause: n/a

Action: n/a

INS-32053: The specified Oracle home name already exists.

Cause: The Oracle home name specified on the command line corresponded to an existing Oracle home name in the Central Inventory.

Action: Choose another Oracle home name. Abort this installation session and try again.

INS-32054: The Central Inventory *string* is located on a shared file system.

Cause: n/a

Action: n/a

INS-32055: The Central Inventory is located in the Oracle base.

Cause: n/a

Action: n/a

INS-32060: Insufficient permissions granted to create directory *string* on node *string*.

Cause: Insufficient write permissions were granted to create this directory on the specified node.

Action: Ensure that you have the required write permissions. Alternatively, you may want to choose another location.

INS-32061: The selected ASM disk group is invalid.

Cause: An invalid or non-existent ASM disk group has been selected.

Action: Ensure that the selected ASM disk group exists.

INS-32062: Unable to create *string* at the specified location.

Cause: The *string* location provided is not absolute path.

Action: Please provide absolute location for the *string*.

INS-32066: Microsoft Transaction Services (MTS) port is blank or containing non-numeric character.

Cause: The MTS port text field is either empty or containing non-numeric characters

Action: Provide a valid value for MTS port.

INS-32067: The value you have entered for Microsoft Transaction Services (MTS) Port, *string*, is already in use.

Cause: Refer to the error message for details.

Action: Specify a valid port number.

INS-32068: The value specified for Microsoft Transaction Services (MTS) Port number, *string*, is out of valid range.

Cause: The value you have entered for the MTS Port is out of the valid range.

Action: Enter a MTS Port number between 1024 and 65535.

INS-32075: At least one product language need to selected

Cause: No product language selected for installation.

Action: Select at least one product language for installation.

INS-32076: English cannot be removed from the selected languages list.

Cause: An attempt was made to remove English from the selected languages list.

Action: Select English as one of the selected product languages.

INS-32077: The following selected languages are not supported; *string*

Cause: Not all selected product languages are supported.

Action: Refer to the sample response file for more information.

INS-32090: Software installation was unsuccessful.

Cause: Refer the log files for details.

Action: Refer to the logs or contact Oracle Support Services.

INS-32091: Software installation was successful. But some configuration assistants failed, were cancelled or skipped.

Cause: n/a

Action: n/a

INS-32092: User Name is empty.

Cause: A value was not specified for the username field.

Action: Specify a value for the username field.

INS-32094: Specified Oracle Home user has invalid characters.

Cause: You have entered invalid characters in username.

Action: Make sure you specify a username with valid characters.

INS-32095: Specified user has administrative privileges.

Cause: You have selected a user which has administrative privileges to be the Oracle Home user.

Action: Make sure you specify a non-administrative user or revoke the administrative privileges for this user.

INS-32096: n/a

Cause: n/a

Action: n/a

INS-32097: Invalid username or password.

Cause: You have selected an existing user to be the Oracle Home user, however username or password entered are not valid.

Action: Specify a valid username and password combination.

INS-32098: The password field is empty.

Cause: The password should not be empty.

Action: Provide a non-empty password.

INS-32099: The username field is empty.

Cause: The username should not be empty.

Action: Provide a non-empty username.

INS-32100: Specified Oracle Home user is not domain User.

Cause: You have selected a local user to be the Oracle Home user.

Action: Make sure you specify a domain user for Oracle Home user.

INS-32101: Specified Oracle Home user does not exist.

Cause: You have selected an Oracle Home user that does not exist.

Action: Make sure you specify an existing user for Oracle Home user.

INS-32101: My Oracle Support username is empty.

Cause: My Oracle Support username cannot be empty.

Action: Provide a valid My Oracle Support username.

INS-32102: Specified Oracle Home user already exist.

Cause: You have selected an Oracle Home user that already exist.

Action: Make sure you specify a non existing user for Oracle Home user.

INS-32102: My Oracle Support password is empty.

Cause: My Oracle Support password cannot be empty.

Action: Provide a valid My Oracle Support password.

INS-32103: Specified Oracle Home user does not match with existing Home user.

Cause: You have selected an Oracle Home user which is not matching with existing Home user you are trying to upgrade.

Action: Make sure you specify Oracle Home user of Oracle Home that you are trying to upgrade.

INS-32103: Connection to My Oracle Support could not be established.

Cause: Credentials provided may be invalid, or there may be a network connection issue.

Action: Check the My Oracle Support credentials. Also check the proxy setting and the network connection.

INS-32104: Specified Oracle Home user is not the owner of the specified Oracle Base.

Cause: n/a

Action: n/a

INS-32104: The installer is unable to locate the software updates in the specified directory.

Cause: n/a

Action: n/a

INS-32105: Invalid password.

Cause: You have selected a new user to be the Oracle Home user, however password entered cannot be used because of your Windows system policies.

Action: Specify a password which complies with your Windows system policies.

INS-32105: n/a

Cause: n/a

Action: n/a

INS-32106: n/a

Cause: n/a

Action: n/a

INS-32107: n/a

Cause: n/a

Action: n/a

INS-32108: n/a

Cause: n/a

Action: n/a

INS-32109: Failed to retrieve the updates from My Oracle Support.

Cause: The My Oracle Support credentials you provided may not have download privileges, or there may be a network or proxy authentication issue.

Action: Provide credentials with download privileges. Also check the network connection and, if you have a proxy realm, your proxy credentials.

INS-32110: Failed to retrieve the updates from My Oracle Support.

Cause: This may be due to a network connection problem or a missing patch on My Oracle Support.

Action: Check the connection to My Oracle Support or contact Oracle Support Services.

INS-32111: The patch download location provided is empty.

Cause: The patch download location cannot be empty.

Action: Provide the location where the updates have been downloaded.

INS-32112: Unable to retrieve the details from the downloaded metadata.

Cause: The downloaded metadata for software updates is not properly formatted.

Action: Refer to the logs or contact Oracle Support Services.

INS-32113: Unable to read the updates location.

Cause: n/a

Action: n/a

INS-32114: Check the My Oracle Support user name.

Cause: The user name provided is invalid. It either contains invalid characters or does not follow the standard e-mail address format.

Action: Specify an e-mail address that is consistent with RFC 2822 and RFC 2821 format.

INS-32115: Insufficient space in the download location provided.

Cause: The location provided does not have space for downloading all the updates.

Action: Choose a location with enough space or free up space on the existing volume.

INS-32116: The location specified may contain already downloaded software updates. Downloading at this location will overwrite the existing software updates.

Cause: n/a

Action: n/a

INS-32117: My Oracle Support credentials provided does not have download privileges.

Cause: n/a

Action: n/a

INS-32118: Proxy information required for the connection to My Oracle Support is not provided.

Cause: n/a

Action: n/a

INS-32121: Execution of '*string*' script failed.

Cause: Execution of the script failed. This might be due to invalid parameters specified for executing the script.

Action: Review the log file for further details.

INS-32122: Execution of '*string*' script failed.

Cause: Installer is unable to connect to a node for executing the script using specified configuration method.

Action: Review the log file '*string*' for further details.

INS-32123: Execution of '*string*' script failed on nodes: *string*

Cause: Installer has failed to execute the specified script on one or more nodes. This might be because of exception occurred while executing the script on nodes.

Action: Review the log files '*string*' and '*string*' for further details.

INS-32124: Execution of '*string*' script failed.

Cause: Installer has failed to execute the specified script on the local node (first node). This might be because of exception occurred while executing the script on the local node.

Action: Review the log file '*string*' for further details.

INS-32125: Execution of '*string*' script failed.

Cause: Installer has failed to execute the specified script on the last node. This might be because of exception occurred while executing the script on the last node.

Action: Review the log file '*string*' for further details.

INS-32126: Execution of '*string*' script failed.

Cause: Configuration object which is used for executing the script is not initialized.

Action: Review the log file for further details.

INS-32127: '*string*' password is not specified. Specify a valid password.

Cause: n/a

Action: n/a

INS-32128: Installer has failed to login as root user with the specified password. Specify a valid root user password.

Cause: n/a

Action: n/a

INS-32129: Sudo program path is not specified for script execution. Specify a valid Sudo program path.

Cause: n/a

Action: n/a

INS-32130: Specified details for Sudo option are not valid.

Cause: Either Sudo program path or specified user credentials are invalid.

Action: Specify the valid details for Sudo option.

INS-32131: Specified user ('*string*') doesn't have permission to execute configuration script using Sudo option.

Cause: n/a

Action: n/a

INS-32132: Power Broker program path is not specified for script execution. Specify the valid Power Broker program path.

Cause: n/a

Action: n/a

INS-32133: Specified details for Power Broker option are invalid.

Cause: Either Power Broker program path or specified user credentials are invalid.

Action: Specify the valid details for Power Broker option.

INS-32134: Specified user ('*string*') doesn't have permission to execute configuration script using Power Broker option.

Cause: n/a

Action: n/a

INS-32135: Specified Sudo program path is not valid.

Cause: Sudo program path (*'string'*) is not a complete path. (Note: relative path is not supported)

Action: Specify the valid Sudo program path.

INS-32136: Specified Sudo program name in the path is not valid.

Cause: Either Sudo program path (*'string'*) is not a complete path or Sudo program name is invalid.(Note: Sudo program name should be *'string'*)

Action: Specify the valid Sudo program path.

INS-32137: Specified Power Broker program path is not valid.

Cause: Power Broker program path (*'string'*) is not a complete path. (Note: relative path is not supported)

Action: Specify the valid Power Broker program path.

INS-32138: root user password is not specified. Specify a valid password.

Cause: n/a

Action: n/a

INS-32139: User name is not specified for Sudo option. Specify the existing user who has privilege to run the configuration scripts using Sudo program.

Cause: n/a

Action: n/a

INS-32140: Specified Sudo user name (*'string'*) doesnt exist on one or more nodes. Specify the existing user who has privilege to run the configuration scripts using Sudo program.

Cause: n/a

Action: n/a

INS-32141: User name is not specified for Sudo option. Specify the existing user who has privilege to run the configuration scripts using Power Broker program.

Cause: n/a

Action: n/a

INS-32142: Specified Power Broker user name (*'string'*) doesnt exist on one or more nodes. Specify the existing user who has privilege to run the configuration scripts using Power Broker program.

Cause: User doesnt have Power Broker permission to execute configuration scripts.

Action: Either select different configuration option or provide Power Broker permission for the user.

INS-32143: Execution of *'string'* script failed on nodes: *string*

Cause: Installer has failed to execute the specified script on one or more nodes. This might be because of either some of the nodes (*string*) require a reboot to complete the configuration, or an exception occurred while executing the script on nodes.

Action: Reboot the specified nodes and then rerun the script. Refer to the documentation for information about completing the configuration after node(s) reboot. Or review the log files *'string'* and *'string'* for further details on failure.

INS-32144: Execution of '*string*' script failed on one or more nodes (*string*). These nodes require a reboot to complete the configuration.

Cause: n/a

Action: n/a

INS-32145: '*string*' password is not specified. Passwordless sudo configuration is supported only for current install user (*string*).

Cause: n/a

Action: n/a

INS-32146: Execution of '*string*' script failed on nodes: *string*.

Cause: n/a

Action: n/a

INS-32147: Execution of '*string*' script failed on nodes: *string*. Following nodes require a reboot before proceeding: *string*.

Cause: n/a

Action: n/a

INS-32148: Execution of '*string*' script failed on nodes: *string*

Cause: n/a

Action: n/a

INS-32149: Following nodes require a reboot before proceeding: *string*.

Cause: n/a

Action: n/a

INS-32151: CLUSTER_NEW_NODES parameter was not specified for performing addnode operation.

Cause: n/a

Action: n/a

INS-32152: Clusterware is not running on the local node.

Cause: Local node does not have Clusterware running for performing addnode.

Action: Ensure that the Clusterware is configured and is running on local node before performing the addnode.

INS-32153: Public Hostname of node was not specified for performing addnode operation.

Cause: n/a

Action: n/a

INS-32154: Installing user cannot perform the addnode operation.

Cause: The addnode wizard detects that the existing oracle home was not installed or cloned using the current user id: *string*.

Action: Either restart the addnode wizard as the user account that was used previously to configure the Oracle home, or re-clone the Oracle home using the current user account.

INS-32166: The current Oracle home is not registered in the central inventory on the following nodes: *string*

Cause: The wizard does not find this Oracle home to be registered with the central inventory on some or all of the nodes specified.

Action: Register the Oracle home on the specified nodes with the central inventory, either by using a cloning operation, or by using an attach-home operation. Restart the wizard after fixing this issue.

INS-32167: The Oracle home is inconsistent on the following nodes: *string*

Cause: The wizard detects that the Oracle home is inconsistent on some or all of the nodes specified. Review the log file for further details.

Action: Ensure that the Oracle home is consistent on all nodes.

INS-32181: The local node was not specified in CLUSTER_NODES parameter for clone.

Cause: n/a

Action: n/a

INS-32182: The nodes *string* specified in CLUSTER_NODES parameter for cloning are not valid.

Cause: n/a

Action: n/a

INS-32196: The script *string* was not executed on the following nodes *string*.

Cause: n/a

Action: n/a

INS-35505: You have selected a non-secure installation and configuration of Oracle software on Windows. Starting with 12c version of Oracle Database, it is recommended to create a named user to be the owner of the Oracle Home.

Cause: n/a

Action: n/a



INS-35001 to INS-40000

INS-32120: The current install user is not part of ORA_ASMADMIN group.

Cause: n/a

Action: n/a

INS-32121: The current install user is not part of ORA_ASMDBA group.

Cause: n/a

Action: n/a

INS-35011: E-mail address cannot be empty.

Cause: E-mail address for database management using e-mail notifications was empty.

Action: Specify an e-mail address for notification functions.

INS-35012: Outgoing main (SMTP) server cannot be empty.

Cause: The value for the outgoing main (SMTP) server is empty. You must provide a SMTP server to enable database management with e-mail notifications.

Action: Specify an outgoing main (SMTP) server for e-mail notifications.

INS-35013: Check e-mail address.

Cause: Either the e-mail address provided contains invalid characters, or it does not follow the standard e-mail address format.

Action: Specify an e-mail address that is consistent with RFC 2822 and RFC 2821 format.

INS-35014: Outgoing mail (SMTP) server is invalid.

Cause: The provided outgoing mail (SMTP) server was not valid. You must specify a valid SMTP server to enable database management with e-mail notifications.

Action: Specify an outgoing mail (SMTP) server for e-mail notifications.

INS-35015: Recovery location cannot be empty.

Cause: The database recovery backup location was empty.

Action: Specify a path for the database recovery backup location.

INS-35016: User name cannot be empty.

Cause: The database recovery user name text field was empty.

Action: Provide the user name permitted to perform database recovery.

INS-35017: Password cannot be empty.

Cause: The database recovery password was empty.

Action: Enter a password for database recovery.

INS-35019: Invalid value specified for Management Service field.

Cause: The installer was unable to detect an agent home corresponding to the URL in the Management Service field.

Action: Specify a valid URL for Management Service field that has a corresponding agent configured on the host.

INS-35020: Invalid value specified for Management Service field.

Cause: No value specified for Management Service field.

Action: Specify a valid Management service URL.

INS-35021: The recovery location is on a file system that is not shared across the cluster.

Cause: The database recovery area is not located on a shared file system.

Action: Enter a recovery area that is located on a shared file system.

INS-35022: Shared file system is not supported on windows for recovery area.

Cause: n/a

Action: n/a

INS-35022: Empty value provided for OMS Host.

Cause: n/a

Action: n/a

INS-35023: Empty value provided for Enterprise Manager Admin user.

Cause: n/a

Action: n/a

INS-35024: Empty value provided for Enterprise Manager Admin password.

Cause: n/a

Action: n/a

INS-35025: Empty value provided for OMS Port.

Cause: n/a

Action: n/a

INS-35026: Unable to connect to Enterprise Manager Cloud Control.

Cause: Invalid connection information specified.

Action: Specify valid connection information.

INS-35027: Selected storage type is not valid.

Cause: You cannot use file system storage for backup and recovery files, with Standard Edition Oracle Real Application Clusters databases.

Action: Choose Oracle Automatic Storage Management for database backup and recovery files.

INS-35071: Global database name cannot be left blank.

Cause: The Global database name was left blank.

Action: Specify a value for the Global database name.

INS-35072: The SID cannot be left blank.

Cause: The Oracle system identifier (SID) was left blank.

Action: Specify a value for Oracle system identifier (SID).

INS-35073: Invalid global database name.

Cause: The value given for the name portion of Global database name exceeds 30 characters. The maximum length is 30 characters.

Action: Enter a legal Global database name not exceeding 30 characters.

INS-35074: The specified SID is already in use.

Cause: The specified SID was already registered in the oratab file (*string*) on the server. The oratab file is used by Oracle products to detect existing database instances.

Action: Specify a unique Oracle system identifier (SID).

INS-35075: A database instance with the specified identifier already exists.

Cause: n/a

Action: n/a

INS-35076: The specified SID exceeds the number of characters allowed.

Cause: The length of the Oracle system identifier (SID) on Linux and UNIX platforms either exceeded 12 characters for single-instance installations or 8 characters for Oracle RAC installations.

Action: Specify an Oracle system identifier (SID) shorter than 12 characters for single-instance installation or 8 characters for Oracle RAC installation.

INS-35077: The specified SID exceeds the number of characters allowed.

Cause: The length of the Oracle system identifier (SID) on Windows platforms either exceeded *string* characters for single-instance installations or *string* characters for Oracle RAC installations.

Action: Specify a Windows Oracle system identifier (SID) shorter than *string* characters for a single-instance installation or *string* characters for an Oracle RAC installation.

INS-35081: The ORACLE_HOME environment variable is currently set.

Cause: The ORACLE_HOME environment variable was already set. This prevents proper use of multiple Oracle homes and, as it is not required for any Oracle products to function, it will be unset in your environment.

Action: The ORACLE_HOME environment variable will be unset automatically.

INS-35082: Global database name did not begin with an alphabetic character.

Cause: The global database name began with a character that was not an alphabetic character.

Action: Specify a global database name that begins with an alphabetic character.

INS-35083: The specified domain of the Global database name exceeds 128 characters.

Cause: The domain portion entered for Global database name exceeded 128 characters.

Action: Specify a domain for the Global database name that is less than 128 characters in length.

INS-35084: The specified global database name contains invalid characters.

Cause: The specified domain portion of the global database name contained invalid characters.

Action: Specify a global database name that contains only alphanumeric, underscore (_), pound (#) and period (.) characters.

INS-35085: Invalid value specified for *string*.

Cause: The *string* derived from *string* contains one or more invalid characters.

Action: Remove the invalid characters (*string*) from the *string* or select Advanced install flow to be able to specify different *string*

INS-35086: Invalid value specified for Global database name.

Cause: Database name cannot be empty.

Action: Enter a legal Global database name not exceeding 30 characters.

INS-35087: Invalid value specified for SID

Cause: The system identifier (SID) that you entered begins with a non-alphabetic character.

Action: Enter a SID that begins with an alphabetic character.

INS-35088: The specified Global database name exceeds *string* characters.

Cause: The name and domain portion entered for Global database name exceeded *string* characters.

Action: Specify the Global database name that is less than *string* characters in length.

INS-35089: The specified domain of the Global database name exceeds *string* characters.

Cause: The domain portion entered for Global database name exceeded *string* characters.

Action: Specify a domain for the Global database name that is less than *string* characters in length.

INS-35090: The service name provided for RAC One is empty.

Cause: n/a

Action: n/a

INS-35091: The service name provided for RAC One did not begin with an alphabetic character.

Cause: The service name provided for RAC One began with a character that was not an alphabetic character.

Action: Provide a service name which begins with an alphabetic character.

INS-35092: The service name provided for RAC One cannot be the same as the global database name.

Cause: n/a

Action: n/a

INS-35093: Invalid value provided for the RAC One service name.

Cause: The service name provided for RAC One may contain invalid characters.

Action: Provide a service name that consists of alphanumeric or underscore (_) characters.

INS-35094: Invalid value provided for Oracle RAC One service name.

Cause: The domain portion in the Oracle RAC One service name may contain invalid characters.

Action: Provide a service name whose network domain consists of alphanumeric characters or _ or \$ or #.

INS-35095: The specified domain of the Oracle RAC One service name exceeds 128 characters.

Cause: The domain portion entered for Oracle RAC One service name exceeded 128 characters.

Action: Specify a domain for the Oracle RAC One service name that is less than 128 characters in length.

INS-35096: The pluggable database name did not begin with an alphabetic character.

Cause: n/a

Action: n/a

INS-35097: The pluggable database name cannot be left blank.

Cause: n/a

Action: n/a

INS-35098: Invalid pluggable database name.

Cause: The value provided for pluggable database name exceeds *string* characters.

Action: Provide a value for pluggable database name not exceeding *string* characters.

INS-35099: The pluggable database name provided is same as the container database name.

Cause: n/a

Action: n/a

INS-35100: The Oracle home location contains directories or files on following remote nodes:*string*.

Cause: n/a

Action: n/a

INS-35101: Installer has detected that an Oracle Real Application Cluster (RAC) database with the given Global Database name (*string*) is already configured on this server.

Cause: n/a

Action: n/a

INS-35102: Invalid value specified for Pluggable Database name.

Cause: The Specified Pluggable Database name is same as RAC One database service name.

Action: Specify an unique Pluggable Database name.

INS-35171: Target database memory (*string*MB) exceeds at least one of the selected nodes available shared memory (*string*MB).

Cause: The total available shared memory on at least one of the selected nodes (*string*MB) was less than the chosen target database memory (*string*MB).

Action: Enter a value for the target database memory less than *string*MB.

INS-35172: Target database memory (*string*MB) exceeds available shared memory (*string*MB) on the system.

Cause: The total available shared memory (*string*MB) on the system was less than the chosen target database memory (*string*MB).

Action: Enter a value for target database memory that is less than *string*MB.

INS-35173: Invalid value for allocated memory.

Cause: The allocated memory specified was greater than or equal to the total memory available on the system.

Action: Enter a value less than the total available memory on the system for target database memory.

INS-35174: A minimum of *string*MB (*string*% of total physical memory) is required.

Cause: Allocated memory was less than the required memory.

Action: Enter a memory value larger than *string*MB.

INS-35175: No value given for the allocated memory of the database.

Cause: A value was not specified for the allocated memory of the database.

Action: Specify a value for the allocated memory of the database. This corresponds to the `oracle.install.db.config.starterdb.memoryLimit` variable in the response file.

INS-35176: Invalid value for allocated memory.

Cause: The allocated memory specified was greater than 3GB.

Action: Enter a value less than 3GB for target database memory.

INS-35205: Specified data file storage location is invalid.

Cause: The data file storage location for Oracle Real Application Clusters was not on a shared file system.

Action: Specify a location on a shared file system to place the data files.

INS-35206: Directory is already in use.

Cause: The specified directory for the database files was already in use by the Global database name that was provided.

Action: Specify a different location or go to the previous screen and change the Global database name.

INS-35207: The location *string* you selected is on an Oracle ASM Cluster File System (ACFS).

Cause: Oracle does not recommend placing Oracle Database files on ACFS. Oracle recommends that you place database files directly on the underlying Oracle ASM disk groups, as this provides optimal database performance.

Action: Specify a location that is not on ACFS.

INS-35208: The location *string* you selected is on an Oracle ASM Cluster File System (ACFS).

Cause: You cannot use ACFS as shared storage for Oracle RAC.

Action: Specify an ASM diskgroup or any other supported shared storage location.

INS-35209: Selected storage type is not valid.

Cause: You cannot use file system storage with Standard Edition Oracle Real Application Clusters databases.

Action: Choose Oracle Automatic Storage Management for database storage.

INS-35210: Installing a database with storage on Oracle Automatic Storage Management (Oracle ASM) is not supported on this system.

Cause: Oracle Database 11g Release 2 and later supports Oracle ASM only on 64-bit Windows operating systems.

Action: Place database-related files on a supported file system.

INS-35211: Selected storage type is not valid.

Cause: n/a

Action: n/a

INS-35255: Invalid password.

Cause: One of the Database Administrative account password was either CHANGE_ON_INSTALL or MANAGER or DBSNMP or SYSMAN or PDBADMIN.

Action: Enter a password that is not a former default password for these administrative users, such as CHANGE_ON_INSTALL, MANAGER, DBSNMP or SYSMAN or PDBADMIN.

INS-35256: The password for account *string* is not allowed to be *string*.

Cause: The administrative account password you entered was *string* which is not allowed for *string* user.

Action: Enter a password that is not a former default password for the *string* administrative user account.

INS-35341: The installation user is not a member of the following groups: *string*

Cause: The installation user account must be a member of all groups required for installation.

Action: Ensure that the installation user is a member of the system privileges operating system groups you selected.

INS-35342: The specified group for *string* may not be defined in the system.

Cause: The OS group you specified as *string* may not be configured on the server, or in the Network Information Service (NIS).

Action: Check the group name you selected, and specify a different group, or create the group on the server or in the Network Information Service.

INS-35343: Invalid value specified for *string*.

Cause: OS group *string* specified for *string* contains one or more invalid characters.

Action: Remove the invalid characters (*string*) from *string* or select an existing OS Group for *string*.

INS-35344: The value is not specified for *string*.

Cause: n/a

Action: n/a

INS-35351: Inconsistent versions detected.

Cause: The active version of Oracle Clusterware detected on the system (*string*) was lower than the version of Oracle Database that you were attempting to install(*string*). This is not supported.

Action: Upgrade Oracle Clusterware to version *string* or later.

INS-35352: There are no disk groups selected for storage and backup.

Cause: n/a

Action: n/a

INS-35354: The system on which you are attempting to install Oracle *string* is not part of a valid cluster.

Cause: Before you can install Oracle *string*, you must install Oracle Grid Infrastructure (Oracle Clusterware and Oracle ASM) on all servers to create a cluster.

Action: Oracle Grid Infrastructure for Clusterware is not installed. Install it either from the separate installation media included in your media pack, or install it by downloading it from Electronic Product Delivery (EPD) or the Oracle Technology Network (OTN). Oracle Grid Infrastructure normally is installed by a different operating system user than the one used for Oracle Database. It may need to be installed by your system administrator. See the installation guide for more details.

INS-35355: The node *string* specified in response file is not part of the Oracle Clusterware detected.

Cause: The node list for the Oracle RAC database specified in the response file does not match the configuration stored in the OCR.

Action: Please specify a valid node or add this node *string* to the cluster.

INS-35356: Oracle recommends that you install the database on all nodes that are part of the Oracle Grid Infrastructure cluster.

Cause: All Oracle Grid Infrastructure nodes were not selected for installing Oracle RAC.

Action: Oracle recommends that you deploy Oracle Real Application Clusters across all Oracle Grid Infrastructure cluster nodes.

INS-35357: Oracle RAC is not supported on this system.

Cause: Oracle Database 11g Release 2 and later supports Oracle RAC only on 64-bit Windows operating systems.

Action: Choose the option to install a single instance database on this system.

INS-35358: Oracle RAC is not supported on this system.

Cause: Oracle Database 11g Release 2 and later supports Oracle RAC only on 64-bit Windows operating systems.

Action: Migrate your existing Oracle RAC installation to a 64-bit Windows platform before upgrading it.

INS-35359: Only one node is selected for database creation.

Cause: Only one node is selected for database creation. To protect a database against node or instance failure, at least two nodes should be selected.

Action: Provide at least two nodes for database creation.

INS-35360: No nodes are specified for RAC One Node install.

Cause: n/a

Action: n/a

INS-35361: One or more selected nodes are down.

Cause: One or more selected nodes cannot be reached

Action: Ensure that all the nodes selected for operation are reachable.

INS-35362: Admin managed database can not be installed on following set of nodes: *string*

Cause: Admin managed database can be created only on HUB nodes.

Action: Select only HUB nodes to create admin managed database. HUB nodes detected in your setup are as follows: *string*

INS-35371: Oracle RAC databases not detected.

Cause: The installer could not detect any Oracle Real Application Clusters databases that could be upgraded.

Action: None

INS-35372: Oracle RAC databases not detected.

Cause: The installer could not detect any Oracle Real Application Clusters databases that could be upgraded on the selected nodes.

Action: None

INS-35373: Single-instance database not detected

Cause: The installer could not detect a single-instance database that could be upgraded.

Action: None

INS-35375: The installer detects an older version of Oracle ASM on the system. If you intend to upgrade a database using Oracle ASM for storage, then you must first upgrade Oracle ASM. Refer to Oracle Grid Infrastructure Installation Guide for further information.

Cause: An earlier release version of Oracle Automatic Storage Management (Oracle ASM) is detected on the server.

Action: To upgrade Oracle ASM, refer to installation guides for information about Oracle Grid Infrastructure upgrade.

INS-35376: Password cannot be empty for the ASMSNMP user.

Cause: The ASMSNMP user password was not specified.

Action: Provide a password for the ASMSNMP user in the password field.

INS-35377: An earlier release version of Oracle Automatic Storage Management (Oracle ASM) exists on this system. If you intend to upgrade an earlier release database that uses Oracle ASM to Oracle Database 11g Release 2, then the upgrade will fail on 32-bit systems.

Cause: Oracle Database 11g Release 2 and later supports Oracle ASM only on 64-bit Windows operating systems.

Action: Migrate database storage from Oracle ASM to a file system before upgrading, or migrate earlier release databases versions that use Oracle ASM storage to 64-bit Windows systems. See the upgrade guide for additional information.

INS-35378: The installer has detected that the configured Oracle Restart software is a release version earlier than the database release you want to install. Oracle Restart must be the same release or a later release than Oracle Database.

Cause: The active Oracle Restart release detected on the system (*string*) is an earlier release than the Oracle Database release to which you want to upgrade (*string*).

Action: Upgrade Oracle Restart software to version *string* or later.

INS-35379: The installer has detected that configured Oracle Restart software is not upgraded to current install version.

Cause: The active version of Oracle Restart detected on the system (*string*) is earlier than the version of Oracle Database that you are attempting to upgrade to (*string*).

Action: Upgrade Oracle Restart software to version *string* or later.

INS-35380: Installer has detected one or more policy managed databases eligible for upgrade. If you wish to upgrade one of these policy managed databases, it is recommended that you select all the nodes of the Clusterware. This will ensure the database software availability on all the nodes.

Cause: n/a

Action: n/a

INS-35421: This option installs a single-instance database only.

Cause: You have chosen to perform a Desktop class install on a cluster. This option will not install Oracle RAC.

Action: If you want to install Oracle RAC, then choose to perform a Server class install.

INS-35422: The installer has detected that configured Oracle Restart software is not upgraded to current install version. This database installation does not register the database with lower version of High Availability service.

Cause: The active version of Oracle Restart detected on the system(*string*) is lower than the version of Oracle Database that you are attempting to install to (*string*).

Action: Upgrade Oracle Restart software to version *string* or later.

INS-35423: The installer has detected that Oracle Clusterware is not running on local node.

Cause: You have chosen to install Oracle RAC when Oracle Clusterware stack is not running on the local node.

Action: Start the Oracle Clusterware stack by running the following command as the root user from the Oracle Clusterware home (Grid home) : /bin/crsctl start crs. When the Oracle Clusterware stack is running, restart the installer and continue with the Oracle RAC installation.

INS-35431: Invalid Location Specified for Oracle home.

Cause: The installer detects that the location you specified for the Oracle home is under an Oracle ASM Cluster File System (ACFS) mount point that is not registered with Oracle Grid Infrastructure on this server.

Action: Oracle Database homes can only be placed on ACFS locations registered with Oracle Grid Infrastructure software. Specify a different location for the Oracle home, or register this location with Oracle Grid Infrastructure software.

INS-35432: The installer has detected that the software location you have specified contains Oracle Database software version *string*. Oracle recommends that when

upgrading to *string*, you perform an installation of the software into a new Oracle home and then upgrade the database using the new software binaries.

Cause: n/a

Action: n/a

INS-35433: The installer has detected that the specified location *string* is on an Oracle ASM Cluster File System that is not registered as a resource in Oracle Grid Infrastructure.

Cause: The specified location *string* is on an Oracle ASM Cluster File System that is not registered as a resource in Oracle Grid Infrastructure.

Action: Register the Oracle ASM Cluster File System location that you want to use with Oracle Grid Infrastructure.

INS-35434: Oracle Home cannot be on Oracle Cluster File System.

Cause: Oracle Home provided was detected to be on Oracle Cluster File System.

Action: Provide a Oracle Home location which is not on Oracle Cluster File System.

INS-35435: Oracle home of the Policy managed database on a Flex Cluster cannot be on ASM Cluster File System.

Cause: Oracle home location specified was detected to be on ASM Cluster File System.

Action: Specify an Oracle home location which is not on ASM Cluster File System.

INS-35436: Oracle home of a Software Only database installation cannot be on ASM Cluster File System when LEAF type nodes are chosen for the installation.

Cause: Oracle home location specified was detected to be on ASM Cluster File System and LEAF type nodes were chosen for the installation.

Action: Specify an Oracle home location which is not on ASM Cluster File System or remove LEAF type nodes from the selected list of nodes.

INS-35437: Invalid location specified for Oracle home.

Cause: Installer has detected that the location specified for Oracle home is a sub directory under an Automatic Cluster File System(ACFS) mount point that does not provide permissions to your user id.

Action: Provide a different location for Oracle home or update the Access Control List (ACL) of the ACFS mount point.

INS-35438: The specified software location is found to be on ASM Cluster File System (ACFS) configured to be available only on one node (*string*). Oracle RAC software can not be installed on a single-node ACFS.

Cause: n/a

Action: n/a

INS-35439: The specified base location is found to be on ASM Cluster File System (ACFS) on node (*string*) and LEAF nodes were selected. Oracle RAC base location can not be installed on ACFS when LEAF nodes are selected.

Cause: n/a

Action: n/a

INS-35461: Standard Edition One (SE One) is not supported for this installation.

Cause: Standard Edition One (SE One) is not supported for Oracle Real Application Clusters database installation.

Action: Select a different Install Edition.

INS-35462: Personal Edition is not supported for this installation.

Cause: You selected an Install Edition that is not supported for UNIX or Linux operating systems, and for Oracle RAC installations.

Action: Select a different Install Edition.

INS-35463: This option is not supported on Exadata configuration.

Cause: n/a

Action: n/a

INS-35464: The installer does not support installing the *string* of Oracle Database.

Cause: n/a

Action: n/a

INS-35481: Server pool name is not specified.

Cause: You have not specified a valid name for the server pool.

Action: Specify a valid name for server pool.

INS-35482: Server pool cardinality is invalid.

Cause: Server pool cardinality should be a number between *string* and *string*

Action: Specify a valid number as Server pool cardinality.

INS-35483: Server pool name is invalid.

Cause: The specified Server pool name contains an invalid character.

Action: Specify a name for server pool that contains only alphabets, numbers, or the `_`, `#`, `.`, `$` characters.

INS-35491: There are no Hub nodes detected in this cluster

Cause: Admin-managed Real Application Cluster database can be deployed only on Hub nodes.

Action: Choose Policy-managed Real Application Cluster database option if there are no Hub nodes in the cluster

INS-35492: Local node is not a Hub node

Cause: Local Node has to be a Hub node in order to deploy a Admin-managed Real Application Cluster database.

Action: n/a

INS-35501: Nodes *string* specified for addnode are not part of the Clusterware yet. Ensure that the configuration scripts from the Grid Infrastructure home are executed after the database addnode is performed.

Cause: n/a

Action: n/a

INS-35502: Cluster nodes *string* are already having a database software in the same location as local node.

Cause: Nodes are already having a database software.

Action: Specify `-noCopy` option to `addnode` to have the configuration done without the software copy to these nodes.

INS-35503: Nodes *string* are dublicately specified for `addnode` operation.

Cause: n/a

Action: n/a

INS-35504: Node name cannot be left unfilled.

Cause: n/a

Action: n/a

INS-35505: Oracle RAC software location can not be installed on ASM Cluster File System (ACFS) when LEAF nodes are selected. You have selected following LEAF nodes:*string*

Cause: n/a

Action: n/a

INS-35506: Oracle RAC software location can only be installed on ASM Cluster File System (ACFS) on HUB nodes. You have selected following nodes that are not detected to be configured as HUB nodes:*string*

Cause: n/a

Action: n/a

INS-35810: You have selected to use Built-in Account for installation and configuration of Oracle Home. Oracle recommends that you specify a Windows User Account with limited privilege to install and configure a secure Oracle Home.


Cause: n/a

Action: n/a

INS-35850: The installer has detected that you are trying to install a cluster database from a leaf node of a Flex cluster.

Cause: n/a

Action: n/a



INS-40001 to INS-45000

INS-40102: Specified Grid home is invalid

Cause: The Oracle Grid Infrastructure for a cluster home (Grid home) was placed in the installation owners home directory.

Action: Oracle recommends that you do not place the Grid home in a user home directory, because ownership of the path to that directory is changed to root.

INS-40103: The installer has detected that the software location specified is on an OCFS2 partition.

Cause: Configuration of an Oracle Grid Infrastructure for a cluster Grid home is not supported on OCFS2 partitions.

Action: Specify a Grid home location that is not an OCFS2 partition.

INS-40104: The installer has detected that the software location specified is on an OCFS2 partition.

Cause: Configuration of an Oracle Grid Infrastructure for a cluster Grid home is not supported on OCFS2 partitions.

Action: Specify a Grid home location that is not an OCFS2 partition.

INS-40105: The location specified for Oracle Base is invalid.

Cause: The installer detects that you have configured Oracle Grid Infrastructure software on this server, and that the Oracle base you provided for this install is not the same as the existing Oracle Grid Infrastructure software Oracle base.

Action: Provide the same Oracle base location for this Oracle Grid Infrastructure installation that is used for the existing Oracle Grid Infrastructure.

INS-40106: Invalid location specified for Grid home.

Cause: The installer detects that the Oracle home location you provided is on an Oracle ASM Cluster File System (ACFS) mountpoint. You cannot place Oracle Grid Infrastructure binaries on an ACFS mount point.

Action: Specify a Grid home location that is on a location other than an ACFS mount point.

INS-40107: It is recommended that you choose a location with sufficient disk space to accommodate installation of future patches.

Cause: The selected Oracle home was on a volume without enough disk space for future patching.

Action: Choose a location for Oracle home that has enough space (minimum of *string*MB) or free up space on the existing volume.

INS-40108: The installer has detected that the software location specified is on an temporary file system.

Cause: Configuration of an Oracle Grid Infrastructure for a cluster Grid home should not be done on temporary file system .

Action: Specify a Grid home location that is not an temporary file system.

INS-40401: The Installer has detected a configured Oracle Clusterware home on the system.

Cause: The Installer has detected the presence of Oracle Clusterware software configured on the node.

Action: You can have only one instance of Oracle Clusterware software configured on a node that is part of an existing cluster.

INS-40404: The installer has detected a configured instance of Oracle grid infrastructure software on the server.

Cause: You selected to install and configure a new Oracle grid infrastructure installation (Oracle Clusterware and Oracle ASM). However, only one installation of Oracle Clusterware and Oracle ASM can be configured on a server at the same time.

Action: Deconfigure the existing Oracle Grid Infrastructure software before installing and configuring a new instance of Oracle Grid Infrastructure software.

INS-40405: The installer has detected a configured instance of Oracle Grid Infrastructure software on the system.

Cause: You selected to install and configure a new Oracle Grid Infrastructure installation (Oracle Clusterware and Oracle ASM). However, only one installation of Oracle Clusterware and Oracle ASM can be configured on a server at the same time.

Action: Deconfigure the existing Oracle Grid Infrastructure software before installing and configuring a new instance of Oracle Grid Infrastructure software.

INS-40406: The Installer has not detected an existing Oracle Grid Infrastructure software on the system.

Cause: The installer is unable to detect any existing Oracle Clusterware or Oracle ASM installation to upgrade.

Action: You can choose either to install a new Oracle Grid Infrastructure installation (Oracle Clusterware and Oracle ASM) on this node and add the node to an existing cluster, or you can install a new Oracle Grid Infrastructure installation and make the node part of a new cluster. If you want to add the node to an existing cluster, then review Oracle Clusterware Administration and Deployment Guide and follow the addnode procedure. If you want to create a new cluster, then select the option for a new installation.

INS-40407: The installer has detected an Oracle ASM instance is already configured on the computer.

Cause: You can have only one Oracle ASM instance configured on the node.

Action: Select the Software Only installation of Oracle Grid Infrastructure into a new home, and configure Oracle ASM in the new home after installation.

INS-40409: The installer has detected local Cluster Synchronization Services (CSS) configured on this host. Local CSS is running from: *string*.

Cause: You selected to install and configure an Oracle Grid Infrastructure installation (Oracle Clusterware and Oracle ASM). However, Oracle Clusterware cannot be installed on a server with a configured CSS daemon.

Action: Deconfigure and delete the existing local CSS daemon, and then restart the installer.

INS-40410: The installer has detected a configured instance of Oracle Grid Infrastructure software on the system.

Cause: You selected to install and configure a new Oracle Grid Infrastructure installation (Oracle Clusterware and Oracle ASM). However, only one installation of Oracle Clusterware and Oracle ASM can be configured on a server at the same time.

Action: Deconfigure the existing Oracle Grid Infrastructure software before installing and configuring a new instance of Oracle Grid Infrastructure software.

INS-40412: This server does not meet network requirements to install and configure this product.

Cause: None of the network interfaces detected on this system supports IPv4 protocol.

Action: Configure at least one of the public interfaces available on this system to support IPv4.

INS-40413: Existing Oracle ASM instance detected.

Cause: The installer has detected that an earlier version of Oracle ASM is configured on the server.

Action: If you intend to upgrade Oracle ASM as part of this installation, then you must shut down the Oracle ASM instance before proceeding. Shut down any database instances using Oracle ASM before shutting down the Oracle ASM instance.

INS-40414: The installer has detected an unused Oracle Cluster Registry (OCR) location pointer file (*string*) on the system.

Cause: OCR location pointer file (*string*) is left behind from a previous installation.

Action: Delete the OCR location pointer file (*string*) and restart the installer.

INS-40415: Upgrade database instances using Oracle Automatic Storage Management (Oracle ASM).

Cause: The installer has detected the presence of Oracle Database release *string* instances.

Action: If you intend to upgrade Oracle ASM as part of this upgrade, then you must upgrade Oracle Database instances using Oracle ASM to release *string* or later before proceeding with upgrading Oracle ASM.

INS-40416: The installer has detected that the version of the configured instance of Grid Infrastructure is not compatible for upgrading to this release of Grid Infrastructure.

Cause: Oracle Clusterware or Oracle ASM release *string* or above is needed to upgrade to Oracle Grid Infrastructure.

Action: Install the patchset to upgrade the configured instance of Grid Infrastructure to version *string* or higher.

INS-40417: The installer has detected an unused Oracle Cluster Registry (OCR) location registry key (*string*) on the system.

Cause: OCR location registry key (*string*) is left behind from a previous installation.

Action: Delete the OCR location registry key (*string*) and restart the installer.

INS-40418: The installer has detected that Oracle Clusterware is not running on local node.

Cause: The installer has detected that the Oracle Clusterware stack on the local node is not running.

Action: Either run the Installer on the node where Oracle Clusterware stack is running or open a terminal, log in as root or Administrator, change directory to the Oracle Clusterware home (Grid home), and start Oracle Clusterware by entering this command: `crsctl start crs`

INS-40419: The installer detects that the configured Oracle Automatic Storage Management (Oracle ASM) release is earlier than the Oracle Grid Infrastructure release.

Cause: Installer has detected that configured version of Automatic Storage Management software is lower than the Grid Infrastructure software version.

Action: Open a terminal, log in as the Grid Infrastructure installation owner, change directory to the Grid home, and run ASMCA to upgrade Oracle ASM.

INS-40420: The current installation user is not the same as the installation owner of the existing Oracle Grid Infrastructure software.

Cause: The installer detects that the current installation user (*string*) is not the same as the existing Oracle Grid Infrastructure software user (*string*). To upgrade the existing software, run the installer as the user owning the Oracle Grid Infrastructure home.

Action: Restart the installation as the user that owns the existing Grid home.

INS-40421: The installer cannot detect the owner of the existing Oracle Grid Infrastructure home (Grid home).

Cause: The installer is unable to detect the owner of the existing Grid home. To upgrade the software, you must run the installer as the user owning the Grid home.

Action: Run the installer as the user owning the existing Grid home.

INS-40422: The installer has detected that the configured instance of Grid Infrastructure is not compatible for upgrading to this release of Grid Infrastructure.

Cause: Patchset for the bug *string* is not installed on the configured instance of the Grid Infrastructure home.

Action: Install the patchset for the bug *string* on all the nodes to upgrade the configured instance of Grid Infrastructure to current version.

INS-40423: The Oracle Cluster Registry and the Voting disk are located on a Oracle Cluster File System.

Cause: n/a

Action: n/a

INS-40424: Installer has detected that the Oracle Cluster Registry (OCR) locations of existing clusterware configuration are on a block or character storage device. The OCR locations cannot be on a block or character storage device during upgrade.

Cause: n/a

Action: n/a

INS-40425: Installer has detected that the Oracle Cluster Registry (OCR) is not managed through Automatic Storage management (ASM).

Cause: n/a

Action: n/a

INS-40426: Grid installation option has not been specified.

Cause: n/a

Action: n/a

INS-40427: The installer has detected that you are trying to upgrade from a leaf node of a Flex cluster.

Cause: The upgrade action of a Flex cluster is not allowed from a leaf node.

Action: Please upgrade from a hub node of this Flex cluster.

INS-40601: The Intelligent Platform Management Interface (IPMI) driver is not installed on one or more of the following nodes: *string*.

Cause: The installer detected that Intelligent Platform Management Interface (IPMI) drivers were not installed on all the nodes that you indicated should be part of the cluster. Cluster Synchronization Service (CSS) requires this driver, as it interacts with the IPMI driver to ensure cluster integrity.

Action: Download the IPMI driver from the hardware vendor website, and ensure that the driver is installed and configured on all the nodes, so that installation can continue.

INS-40602: Baseboard Management Controller (BMC) user name text field cannot be left blank.

Cause: The BMC user name text field was blank.

Action: You have selected Intelligent Platform Management Interface (IPMI) to use for failure isolation support. The installer requires the Baseboard Management Controller (BMC) user name to proceed with configuration. Enter the BMC user name that has privileges to interact with the IPMI-compliant hardware.

INS-40603: Invalid characters in User Name.

Cause: Invalid characters were specified in the user name.

Action: Enter a valid BMC user name. The Baseboard Management Controller (BMC) user name can only contain lower or uppercase alphanumeric characters (a - z, A - Z, 0 - 9), hyphen(-), period(.) and underscore(_).

INS-40604: Password field is blank.

Cause: n/a

Action: n/a

INS-40701: Invalid characters in Grid Naming Service (GNS) subdomain.

Cause: The specified value for the GNS subdomain contained one or more invalid characters.

Action: Enter a valid GNS subdomain name. Valid characters for the GNS subdomain can be any combination of lower or uppercase alphanumeric characters (a - z, A - Z, 0 - 9), hyphen(-), and period(.).

INS-40702: Specify a value for Grid Naming Service (GNS) subdomain.

Cause: n/a

Action: n/a

INS-40704: GNS subdomain cannot be resolved.

Cause: The GNS subdomain could not be resolved using TCP/IP host name lookup.

Action: Specify a subdomain that can be resolved.

INS-40705: Invalid characters in Grid Naming Service (GNS) Virtual IP Address.

Cause: The specified value for the GNS virtual IP address contained one or more invalid characters.

Action: Enter a valid value for the GNS virtual IP Address. Valid characters for GNS virtual IP addresses can be any combination of lower and uppercase alphanumeric characters (a - z, A - Z, 0 - 9), hyphen(-), and period(.).

INS-40706: Grid Naming Service (GNS) Virtual IP Address is blank.

Cause: n/a

Action: n/a

INS-40707: Grid Naming Service (GNS) Virtual IP Address *string* cannot be resolved.

Cause: The GNS virtual IP address could not be resolved using TCP/IP host name lookup.

Action: Specify a valid GNS virtual IP address.

INS-40708: Grid Naming Service (GNS) Virtual IP Address *string* already assigned to another system.

Cause: The specified GNS virtual host name could not be resolved to an IP address. This may occur if the IP address is in use on another cluster, or the IP address has not been registered to this name in the Domain Name System (DNS).

Action: Ensure that you have entered a virtual host name that is not in use. If you continue to receive an error, then contact your network administrator for assistance.

INS-40709: Cluster name: *string* contains invalid characters.

Cause: The specified value for the cluster name contained one or more invalid characters.

Action: Provide a valid value for the cluster name. Valid characters can be any combination of lower and uppercase alphanumeric characters (a - z, A - Z, 0 - 9), and hyphen(-).

INS-40710: Cluster name:*string* does not start with a letter.

Cause: The cluster name did not start with a letter.

Action: Provide a value for the cluster name that starts with a letter

INS-40711: Cluster Name is blank.

Cause: The Cluster name text field was blank.

Action: Provide a valid value for the cluster name.

INS-40712: Cluster Name:*string* is too long.

Cause: The specified cluster name was too long.

Action: Provide a cluster name that is 15 or fewer characters in length.

INS-40713: Installer will use "*string*" as cluster name.

Cause: The cluster name cannot be longer than *string* characters. With the Typical install type, the host portion of the SCAN is used as the cluster name. If that portion is longer than *string* characters, then the installer truncates the cluster name to *string* characters.

Action: If you want to use a specific name for the cluster, then provide a name no greater than *string* characters, or select the Advanced installation type.

INS-40714: Single Client Access Name (SCAN) Name: *string* contains invalid characters.

Cause: The name you provided as the SCAN contained one or more invalid characters.

Action: Enter a valid name for the SCAN. Valid characters can be any combination of lower and uppercase alphanumeric characters (a - z, A - Z, 0 - 9), hyphen(-), and period(.).

INS-40715: Single Client Access Name (SCAN) Name: *string* contains invalid characters.

Cause: The name you provided as the SCAN contained one or more invalid characters. For the Typical installation type, invalid characters include those that are invalid for a cluster name, because the cluster name is derived from SCAN.

Action: Enter a valid name for the SCAN and for the cluster name. Valid characters can be any combination of lower and uppercase alphanumeric characters (a - z, A - Z, 0 - 9), hyphen(-), and period(.).

INS-40716: Single Client Access Name (SCAN) Name:*string* does not start with a letter.

Cause: The SCAN did not start with an alphabetic character.

Action: Provide a value for the SCAN that starts with an alphabetic character.

INS-40717: Single Client Access Name (SCAN) is unfilled.

Cause: No name was provided as the SCAN.

Action: Provide a valid name to use for the SCAN.

INS-40718: Single Client Access Name (SCAN):*string* could not be resolved.

Cause: The name you provided as the SCAN could not be resolved using TCP/IP host name lookup.

Action: Provide name to use for the SCAN for which the domain can be resolved.

INS-40719: IP address configured for Single Client Access Name (SCAN): *string* is already assigned to another system.

Cause: The installer could not find the IP addresses you selected as SCAN addresses. This may be because they are assigned to another system, or because the IP addresses are not listed in the DNS or hosts files as assigned to this domain name.

Action: Enter resolvable IP addresses to use as SCAN addresses.

INS-40720: Single Client Access Name (SCAN):*string* is not associated with any IP address.

Cause: The name configured as the SCAN was not associated with an IP address.

Action: Ensure the names you provide as SCANS are associated with IP addresses.

INS-40721: Single Client Access Name (SCAN) port is blank.

Cause: The SCAN port text field was empty.

Action: Provide a valid value for the SCAN port.

INS-40722: Single Client Access Name (SCAN) port: *string* contains non-numeric characters.

Cause: The value entered for the SCAN port contained one or more invalid characters. A valid SCAN port is a number.

Action: Enter a valid numeric value for the SCAN port.

INS-40723: Invalid Single Client Access Name (SCAN) port number:*string*.

Cause: The value entered for the SCAN Port was out of the valid range.

Action: Enter a SCAN port number between 1024 and 65535.

INS-40724: No locally defined network interface matches the SCAN subnet.

Cause: None of the locally defined network interfaces has a subnet matching the SCAN subnet.

Action: Define a public interface with a subnet matching the one you want to use for the SCAN.

INS-40725: Unable to determine the existence of an interface with a subnet matching the SCAN subnet.

Cause: No interface was found with a subnet matching the subnet designated as the SCAN subnet.

Action: Define a public interface with a subnet matching the one you want to use for the SCAN.

INS-40726: Single Client Access Name (SCAN):*string* is not in the GNS subdomain *string*.

Cause: The name you provided as the SCAN is not in the GNS subdomain.

Action: Ensure the name you provide as the SCAN is in the same domain as the GNS subdomain.

INS-40727: Single Client Access Name (SCAN):*string* is already associated with an IP address.

Cause: The name for the configured SCAN is already associated with an IP address.

Action: If you intend to use GNS resolution for your cluster, then ensure the names you provide for SCANS are not associated with IP addresses that are already in use.

INS-40728: Invalid Single Client Access Name (SCAN) port number:*string*.

Cause: The installer detects that the SCAN port number you provided is already in use. This can occur if Oracle9i RAC is installed on the server, and it is using the port.

Action: Provide a different SCAN port number in the range 1024 and 65535.

INS-40729: Invalid Single Client Access Name (SCAN) specified:[*string*].

Cause: Single Client Access Name (SCAN) cannot have a domain name suffix when configuring cluster to use shared GNS

Action: Remove the period("\.") and any following text from the specified Single Client Access Name (SCAN)

INS-40729: GNS Client data file not specified.

Cause: To configure Shared GNS, a GNS Client data file has to be specified.

Action: Specify a valid GNS Client data file to configure shared GNS.

INS-40730: Hostname portion of the specified Single Client Access Name (SCAN) Name: *string* is longer than 63 characters.

Cause: n/a

Action: n/a

INS-40730: File name specified as GNS Client data file is not a valid file.

Cause: Installer has detected that the specified GNS Client data file is not a valid file, or does not exist, or is not a readable file.

Action: Specify a valid GNS Client data file to configure shared GNS.

INS-40731: You have not chosen to configure Grid Naming Service(GNS).

Cause: Configuring Grid Naming Service(GNS) is mandatory to configure Flex Cluster.

Action: Choose to configure GNS to have configure Flex Cluster.

INS-40732: Configuring Grid Infrastructure with shared GNS option is currently not supported.

Cause: n/a

Action: n/a

INS-40733: Configuring Grid Infrastructure with shared GNS option for big cluster is not supported.

Cause: n/a

Action: n/a

INS-40734: Configure DHCP option is not supported for IPV6 GNS VIP

Cause: The specified value for the GNS virtual IP address is IPV6, for which DHCP is not supported.

Action: Ensure that the option to Configure DHCP assigned Virtual IPs to the nodes is deselected.

INS-40735: Specified Grid Naming Service (GNS) subdomain is not valid. It does not follow the standard domain name format.

Cause: n/a

Action: n/a

INS-40736: The provided GNS Client data file location is not supported.

Cause: The GNS Client data file location should not be a UNC path.

Action: Provide the GNS Client data file location which is not on a UNC path.

INS-40737: Installer was unable to verify the GNS client data file.

Cause: n/a

Action: n/a

INS-40901: The cluster node information table is unfilled.

Cause: Values in the cluster node information table are unfilled.

Action: Provide valid data in the cluster node information table.

INS-40902: Missing entries in the node Information table.

Cause: Some fields were left blank in the cluster node information table.

Action: Ensure that all information in the table is filled in.

INS-40903: Host name contains invalid characters.

Cause: The name you provided as the host name contains one or more invalid characters.

Action: Ensure that the host name contains valid characters. Valid characters for host names can be any combination of lower and uppercase alphanumeric characters (a - z, A - Z, 0 - 9), and hyphen (-).

INS-40904: ORACLE_HOSTNAME does not resolve to a valid host name.

Cause: The value provided for ORACLE_HOSTNAME does not resolve to a valid host name.

Action: Provide a valid host name for ORACLE_HOSTNAME, and restart the installer.

INS-40905: Unresolved host IP addresses.

Cause: One or more IP addresses do not resolve to valid host names.

Action: You must enter valid IP addresses that resolve to hostnames before installation can continue.

INS-40906: Duplicate host name *string* found in the node information table for Oracle Clusterware install.

Cause: Duplicate entries have been made in the node information table for Oracle Clusterware installation.

Action: Remove duplicate entries in the Oracle Clusterware node information table.

INS-40907: Local node not included in the list of host names for grid installation.

Cause: The local node (the node where you are running the installer) was missing from the list of host names you provided.

Action: Include the local node in the list of host names for grid installation.

INS-40908: Invalid host names.

Cause: One or more host names you provided are invalid, as they do not resolve to a valid IP address.

Action: Enter valid host names.

INS-40909: Host names from multiple domains entered.

Cause: Node information was entered for two or more nodes that belonged to different domains.

Action: Enter host names belonging to the same domain.

INS-40910: Virtual IP: *string* entered is invalid.

Cause: The Virtual IP did not resolve to an IP address.

Action: Enter a valid name for the virtual IP that resolves to an IP address.

INS-40911: Some public node names could not be resolved.

Cause: Some public nodes either were unreachable, or they belonged to a different subnet.

Action: Ensure that nodes in the list are up and reachable, and ensure that the node addresses are all in the same subnet.

INS-40912: Virtual host name: *string* is assigned to another system on the network.

Cause: One or more virtual host names appeared to be assigned to another system on the network.

Action: Ensure that the virtual host names assigned to each of the nodes in the cluster are not currently in use, and the IP addresses are registered to the domain name you want to use as the virtual host name.

INS-40913: The following nodes cannot be clustered due to user equivalence issue: *string*.

Cause: The user performing this installation is not configured identically on all nodes. This may be due to differences in the user or group IDs, or to SSH configuration issues.

Action: If necessary, refer to the installation guide for information about how to set up user equivalence manually on cluster nodes.

INS-40914: The installer has detected the presence of Oracle9i RAC on the remote node, *string*.

Cause: An Oracle9i RAC installation was present on remote node *string*, but not on the local node.

Action: To install on a set of nodes on which the Oracle9i release of Oracle RAC has been configured, start the installer on the node where Oracle9i RAC is installed so that the installer can upgrade the existing installation.

INS-40915: The installer has detected the presence of Oracle Clusterware on the following nodes: *string*.

Cause: Either Oracle Clusterware is running on the listed nodes, or previous installations of Oracle Clusterware are not completely deinstalled.

Action: For each node listed, ensure that existing Oracle Clusterware is completely deinstalled. You can also choose not to include these nodes in this installation.

INS-40916: Single-instance versions of Cluster Synchronization Services (CSS) are detected.

Cause: The installer detected single-instance versions of Cluster Synchronization Services (CSS) on the following nodes in the cluster:*string*

Action: Before proceeding with the installation, you must deconfigure CSS, shut down any Oracle Automatic Storage Management (Oracle ASM) instances, and shut down all databases that use Oracle ASM for storage on all of the listed nodes. Oracle Clusterware installation starts a cluster-wide version of CSS. After Oracle Clusterware installation is complete, you may start up any databases and Oracle ASM instances that previously used CSS. When they are brought back up, Oracle Clusterware provides CSS.

INS-40917: Host name cannot be in IP Address format.

Cause: n/a

Action: n/a

INS-40918: Virtual IP name: *string* cannot be in IP Address format.

Cause: Virtual IP name cannot be in IP address format.

Action: Provide a valid virtual IP name.

INS-40919: Hostname cannot be left unfilled.

Cause: You did not provide a hostname for the node.

Action: Enter a valid hostname.

INS-40920: No name was provided as the virtual IP name.

Cause: You did not enter a name for the virtual IP address.

Action: Enter a valid virtual IP name.

INS-40921: Virtual IP name contains invalid characters.

Cause: The name you provided for the virtual IP name contains one or more invalid characters.

Action: Provide a name to use for the virtual IP name that contains valid characters. Valid characters for virtual IP name can be any combination of lower and uppercase alphanumeric characters (a - z, A - Z, 0 - 9), and hyphen(-).

INS-40922: Invalid SCAN - unresolvable to an IP address.

Cause: SCAN provided does not resolve to an IP address.

Action: Ensure that the SCAN is valid, and that it is resolvable to an IP address.

INS-40923: Unable to match a local interface or subnet with the SCAN.

Cause: No local network interface was found with an address matching the subnet for the SCAN.

Action: Ensure that the SCAN subnet matches the subnet configured on an existing local network interface.

INS-40924: Failure while initializing search for common interface or subnets across cluster nodes.

Cause: Unable to locate common interfaces or subnets on all cluster member nodes.

Action: Ensure that the local node has valid network interfaces, with valid subnets that are the same on all cluster member nodes.

INS-40925: One or more nodes have interfaces not configured with a subnet that is common across all cluster nodes.

Cause: One or more nodes have network interfaces configured with a subnet that is not common to all nodes in the cluster.

Action: Ensure all cluster nodes have a public interface that is defined with the same subnet, and accessible by all nodes in the cluster.

INS-40926: Cluster node interfaces are configured in subnets different from the SCAN subnet.

Cause: One or more nodes have interfaces configured with subnets that are different than the SCAN subnet.

Action: Ensure all nodes have a public interface configured with a subnet that matches the SCAN subnet.

INS-40927: Interfaces with common subnets have different names on different nodes.

Cause: The following nodes have interfaces in common subnets that have different interface names: *string*

Action: Ensure that the names of interfaces defined on common subnets are the same on all cluster member nodes.

INS-40928: An unknown interface error occurred during validation of cluster member nodes.

Cause: An unknown error occurred during validation of addresses or subnets on cluster member nodes.

Action: Ensure network interfaces are configured correctly, and that subnets are available on all nodes of the cluster. Ensure all nodes have at least one public interface on a subnet available on all nodes, and ensure all nodes have one public interface on the same subnet.

INS-40929: Installer has detected that the Oracle 9i Global Services Daemon (GSD) is running on the following nodes: *string*

Cause: Oracle 9i Global Services Daemon (GSD) processes are detected on some or all of the nodes specified.

Action: To allow Oracle Clusterware to serve Oracle9i RAC databases, on each cluster member node you must shut down the Oracle9i Database GSD, and shut down any Oracle RAC databases. The installer will configure a GSD to run in the new grid Oracle home. After installation, you may restart all Oracle9i databases.

INS-40930: The following nodes were not resolvable during host IP address lookup: *string*.

Cause: One or more node VIPs could not be resolved to a valid IP address.

Action: Be sure all node VIPs are resolvable to a valid IP address.

INS-40931: The following nodes have interfaces that are configured on a subnet that is different from the SCAN subnet: *string*.

Cause: Some node VIPs are on subnets that are different from the SCAN subnet.

Action: For each cluster member node, ensure that the VIP is configured with the SCAN subnet.

INS-40932: An unknown error has occurred while validating Node Virtual IPs: *string*

Cause: Unknown errors were encountered while validating Node VIPs.

Action: Ensure all node VIPs resolve to a valid IP address.

INS-40933: Interface collection failed on node *string*.

Cause: Interface information collection failed.

Action: Be sure all nodes are accessible and have valid network interfaces defined.

INS-40934: A remote directory operation failed on node *string*: Message: *string*

Cause: n/a

Action: n/a

INS-40935: A cluster operation (For example, copy file, file exists, or other operation) failed on node *string*: Message: *string*

Cause: n/a

Action: n/a

INS-40936: A command tool operation failed on node *string*: Message: *string*

Cause: A cluster operation (for example, list interfaces) failed.

Action: Ensure that all cluster member nodes are accessible on the network.

INS-40937: The following hostnames are invalid:*string*

Cause: The hostname or names listed are invalid.

Action: Ensure that you are not providing aliases, and that the hostnames you provide are valid.

INS-40938: The installer has detected that some or all cluster member nodes of the Oracle 9i RAC database are not included in the selected list of nodes.

Cause: Some of the nodes that are cluster members of the Oracle9i RAC database are not among the nodes you selected.

Action: In the list of nodes, specify all the cluster member nodes of the Oracle9i RAC database.

INS-40939: Some of the nodes you selected are not members of the vendor cluster that is on the local server.

Cause: The installer detects that this node is a member of a vendor cluster, and that some of the nodes you selected to make members of the Oracle Clusterware cluster are not members of the vendor cluster.

Action: If you install Oracle Clusterware on a node that is a member of a vendor cluster, then all nodes that you select to be Oracle Clusterware nodes must also be members of the vendor cluster.

INS-40940: Nodes : *string* are not in the domain : *string*

Cause: Nodes are not configured on the same domain.

Action: Ensure that all nodes are configured on the same domain

INS-40941: Unable to retrieve domain information on one or more nodes.

Cause: The installer cannot collect domain information from one or more nodes you selected.

Action: Before proceeding with the installation, ensure that all selected nodes are configured on the same domain.

INS-40942: Invalid value specified for Target Hub node size.

Cause: Target Hub node size for a cluster should be an integer value between *string* and *string*.

Action: Specify a valid value for Target Hub node size.

INS-40943: No Hub nodes/Auto nodes specified.

Cause: A Flex Cluster type Oracle Clusterware can be configured only if there is at least one Hub node or Auto Node.

Action: Add a Hub node or Auto node to the configuration.

INS-40944: The length of upper bound and lower bound of ranges is not same.

Cause: n/a

Action: n/a

INS-40945: The value of upper bound is lesser than or equal to lower bound.

Cause: n/a

Action: n/a

INS-40946: The vip suffix provided has invalid characters.

Cause: The value provided for vip suffix has one or more invalid characters.

Action: Provide a value for the virtual IP suffix that contains valid characters. Valid characters for virtual IP suffix can be any combination of lower and uppercase alphanumeric characters (a - z, A - Z, 0 - 9), and hyphen(-).

INS-40947: No value was provided as the virtual IP suffix.

Cause: You did not enter a value for virtual IP suffix.

Action: Enter a valid virtual IP suffix for the node range.

INS-40949: Host Prefix cannot be left unfilled.

Cause: You did not provide a host prefix for the node range.

Action: Enter a valid host prefix.

INS-40950: Host prefix contains invalid characters.

Cause: Host prefix provided contains one or more invalid characters.

Action: Ensure that the host prefix contains valid characters. Valid characters for host prefix can be any combination of lower and uppercase alphanumeric characters (a - z, A - Z, 0 - 9), and hyphen (-).

INS-40951: The lower or upper bound of the range cannot be empty.

Cause: Either the lower or the upper bound of the node range is blank.

Action: Provide valid lower and upper bound of the node range you wish to configure.

INS-40952: The lower or upper bound of the range contain invalid characters.

Cause: The lower or the upper bound of the node range contain one or more invalid characters.

Action: Ensure that the lower and upper bound of the node range contain valid numbers.

INS-40953: Local node cannot be a Leaf node.

Cause: n/a

Action: n/a

INS-40954: Local node *string* did not resolve to an IP address. Provide alternative name that resolves to an IP address.

Cause: n/a

Action: n/a

INS-40955: Local node *string* could not be resolved using TCP/IP host name lookup. It is recommended that the local node is resolvable using TCP/IP lookup. This may avoid configuration failures at a later stage.

Cause: n/a

Action: n/a

INS-40956: The specified public host *string* did not resolve to an IP address. Provide alternative name that resolves to an IP address.

Cause: n/a

Action: n/a

INS-40957: The specified public host *string* could not be resolved using TCP/IP host name lookup. It is recommended that the public host name is resolvable using TCP/IP lookup. This may avoid configuration failures at a later stage.

Cause: n/a

Action: n/a

INS-40958: Installer has detected that specified *string* (*string*) is configured with the dual stack addresses.

Cause: The specified *string* is configured with both ipv4 and ipv6 addresses.

Action: Be sure to specify a *string* which is configured with single IP address family.

INS-41101: The specified interface information is incorrect.

Cause: Either the format of the information entered was incorrect, or the interface name or subnet information was incorrect.

Action: Enter the correct interface information before proceeding

INS-41102: No public interface designated.

Cause: None of the network interfaces were designated as public.

Action: Designate at least one interface as a public interface.

INS-41103: Interface *string* has multiple subnets associated with it.

Cause: Interface *string* has been marked as both Public and Private.

Action: Designate interface *string* either as Public or Private, but not both Public and Private.

INS-41104: No Private Interface designated.

Cause: There is no interface marked as Private.

Action: Ensure that at least one interface is designated as Private.

INS-41105: *string* on subnet *string* chosen as public does not match subnet of SCAN VIP.

Cause: The chosen public interface is not on the same subnet as the SCAN VIP.

Action: Ensure the chosen public interface is on the same subnet as the SCAN VIP subnet, and that the same subnet is configured for SCAN VIPs on all cluster nodes.

INS-41106: Invalid choice for public/private interface.

Cause: The chosen public or private interface subnet is not identical on all nodes.

Action: Ensure that the subnets configured for public and private interfaces are identical on all cluster nodes.

INS-41107: The interface (*string*) chosen as Public or Private is not on a shared subnet. Nodes not defining are: *string*

Cause: The Public or Private interface on the nodes indicated are on a different subnet than the ones used on other nodes.

Action: Ensure that the specified Public or Private interface share the same subnet across the nodes.

INS-41108: *string* on subnet *string* chosen as public does not match subnet of Grid Naming Service (GNS) VIP.

Cause: The chosen public interface is not on the same subnet as the GNS VIP.

Action: Be sure that the chosen public interface is on a subnet which matches the GNS VIP subnet and is common across all cluster nodes.

INS-41109: Configured network mask *string* for the interface *string* is not same across all cluster nodes.

Cause: Installer has detected that interface *string* does not have the same netmask *string* configured on all cluster nodes.

Action: Ensure that the chosen interface has been configured with same netmask across all cluster nodes.

INS-41110: Installer has transferred the provided interface list to following format: *string*. This might be because either the Installer has detected hybrid interface configuration (both IPv4 and IPv6 configuration present) on the cluster nodes, or

different interface names are configured for particular subnet on the cluster nodes. In the latter case, Installer will not consider interface names during Grid Infrastructure configuration.

Cause: n/a

Action: n/a

INS-41111: The installer has detected that multiple interfaces configured on a subnet (*string*).

Cause: You have specified generic name for the interface configured on the subnet (*string*). But installer detected that multiple interfaces configured on this subnet.

Action: Ensure that you have specified interface name appropriately.

INS-41112: Specified network interface doesn't maintain connectivity across cluster nodes.

Cause: Installer has detected that network interface *string* does not maintain connectivity on all cluster nodes.

Action: Ensure that the chosen interface has been configured across all cluster nodes.

INS-41113: Specified public and private interfaces are configured on the same subnet: *string*

Cause: Installer has detected that both public and private interfaces are configured on the same subnet.

Action: Ensure that the public and private interfaces are configured on different subnets.

INS-41114: Interface selected as Private (cluster interconnect) (*string*) is not configured with Internet Protocol version 4 (IPv4).

Cause: Installer has detected that the interface (*string*) is not configured with Internet Protocol version 4 (IPv4). Only those interfaces which are configured with Internet Protocol version 4 (IPv4) can be specified as Private(cluster interconnect) interface.

Action: Ensure that the interface selected for Private(cluster interconnect) is configured with IPv4.

INS-41115: The number of selected Private and ASM & Private interfaces (*string*) exceeds the limit.

Cause: There are more than *string* Private and ASM & Private interfaces selected.

Action: Ensure that the number of selected Private and ASM & Private interfaces does not exceed *string*.

INS-41170: You have chosen not to configure the Grid Infrastructure Management Repository. Not configuring the Grid Infrastructure Management Repository will permanently disable the Cluster Health Monitor, QoS Management, Memory Guard, and Rapid Home Provisioning features. Enabling of these features will require reinstallation of the Grid Infrastructure.

Cause: n/a

Action: n/a

INS-41204: No shared partition are available between nodes.

Cause: The specified nodes did not have at least one shared partition.

Action: Provide nodes that have at least one shared partition before proceeding with the installation.

INS-41205: Client ASM data file not specified.

Cause: To configure storage on a client ASM, a valid client data file has to be specified.

Action: Specify a valid client ASM data file to configure client ASM.

INS-41206: File name specified as client ASM data file is not a valid file.

Cause: Installer has detected that the specified client ASM data file is not a valid file, or does not exist, or is not a readable file.

Action: Specify a valid client ASM data file to configure shared ASM.

INS-41208: None of the available network subnets is marked for use by Oracle Automatic Storage Management (ASM)

Cause: At least one of the available network subnets should be configured for use by Oracle Automatic Storage Management (ASM).

Action: Configure one of the available network subnets for Oracle Automatic Storage Management (ASM) use if you intend to configure Near Oracle ASM or Client Oracle ASM

INS-41210: One of the available network subnets is marked for use by Automatic Storage Management(ASM).

Cause: This storage option does not require configuring a network subnet for use by ASM.

Action: None of the interfaces should be marked for ASM usage if you want to store OCR on shared file system or Local ASM.

INS-41212: Specified ASM client data file is invalid.

Cause: The cluster name in the ASM client data file doesnt match with the cluster name specified for this installation.

Action: The cluster name retrieved from the specified ASM client data file should match the cluster name of the client cluster. Specify the correct ASM client data file.

INS-41213: Oracle Cluster File system is not supported on windows.

Cause: n/a

Action: n/a

INS-41214: Disk group name not specified.

Cause: n/a

Action: n/a

INS-41215: No Disk groups detected on remote cluster.

Cause: Installer has not detected any diskgroups configured on the remote cluster.

Action: To configure the cluster to store OCR and Voting Disk on remote cluster, a disk group available on the remote cluster should be specified.

INS-41216: Specified disk group is not found on the remote cluster

Cause: n/a

Action: n/a

INS-41302: Normal redundancy requires three locations for the Oracle Cluster Registry.

Cause: Fewer than three locations were provided for the Oracle Cluster Registry.

Action: Specify three locations for the Oracle Cluster Registry.

INS-41303: External redundancy requires a location for the Oracle Cluster Registry.

Cause: A location for the Oracle Cluster Registry was not specified.

Action: Specify a location for the Oracle Cluster Registry.

INS-41305: Invalid characters in one or more Oracle Cluster Registry (OCR) locations.

Cause: One or more Oracle Cluster Registry (OCR) locations contained bad characters.

Action: Provide an OCR location that uses valid characters in the path.

INS-41306: Invalid Oracle Cluster Registry (OCR) Locations.

Cause: One or more Oracle Cluster Registry (OCR) locations are not valid.

Action: Provide valid OCR locations.

INS-41307: Insufficient space in shared file system for Oracle Cluster Registry (OCR).

Cause: Insufficient free space was available in the file system. Oracle Cluster Registry requires a minimum of *string* MB of free space in the file system.

Action: Enter a shared file system that has at least *string* MBs of free space.

INS-41309: The Oracle Cluster Registry (OCR) cannot be placed on a block or character device.

Cause: The Oracle Cluster Registry (OCR) location you provided is on a block or character device.

Action: Select one of the following supported locations: OCFS2 partition, or a shared NFS partition. If you intend to use block or character device, choose Oracle Automatic Storage Management (Oracle ASM) as storage option for install.

INS-41310: More than one Oracle Cluster Registry is in the same partition.

Cause: The Oracle Cluster Registry was located more than once on the same partition. For normal redundancy, Oracle recommends that you specify three locations on separate partitions for the Oracle Cluster Registry.

Action: Select separate partitions for each Oracle Cluster Registry.

INS-41311: One or more Oracle Cluster Registry (OCR) locations specified are in an existing OCR directory.

Cause: One or more Oracle Cluster Registry (OCR) locations specified were in directories with existing OCR files.

Action: Specify locations for Oracle Cluster Registry that are not in use.

INS-41312: One or more locations specified for the Oracle Cluster Registry (OCR) cannot be used.

Cause: One or more Oracle Cluster Registry (OCR) locations specified did not have proper permissions or ownership for the installation to proceed.

Action: Specify a location for Oracle Cluster Registry locations where the installation owner and oraInventory group members have read and write permissions

INS-41313: Duplicate entries found in one or more Oracle Cluster Registry (OCR) locations.

Cause: One or more Oracle Cluster Registry locations specified were duplications.

Action: Specify a unique location for each Oracle Cluster Registry location.

INS-41314: File *string* already exists. The installer will make an attempt to replace this file.

Cause: The specified OCR file already exists.

Action: You may choose a different location or let the installer replace this file. Replacing it will overwrite its current contents.

INS-41315: File *string* already exists.

Cause: The specified OCR file already exists.

Action: Ensure that the OCR file you have specify is a nonexistent file.

INS-41316: Unable to delete file *string*

Cause: The attempt to delete the file was not successful.

Action: Ensure that the user account running the installation has the permissions to replace the file.

INS-41317: Invalid Oracle Cluster Registry (OCR) locations.

Cause: One or more Oracle Cluster Registry (OCR) locations were not valid.

Action: Provide valid OCR locations.

INS-41318: One or more files *string* already exist. The installer will attempt to replace existing files.

Cause: One or more specified files already exist.

Action: Either choose a different storage location, or allow the installer to overwrite this location and remove any existing files.

INS-41319: File(s) *string* already exist(s).

Cause: The specified shared location is in use.

Action: Ensure that the location you provided is not already in use, and that any past Oracle Clusterware configuration is completely removed from the partition.

INS-41320: Unable to delete one or more files *string*.

Cause: The attempt to delete files was unsuccessful.

Action: Ensure that the user account running the installation has the permissions to replace files.

INS-41321: Invalid Oracle Cluster Registry (OCR) location.

Cause: The installer detects that the storage type of the location (*string*) is not supported for Oracle Cluster Registry.

Action: Provide a supported storage location for the Oracle Cluster Registry.

INS-41322: The provided OCR Location (*string*) can not be configured.

Cause: *string* name is reserved for the backup locations for OCR.

Action: Provide the OCR location name other than week.ocr,data.ocr,backup00.ocr,backup01.ocr,backup02.ocr.

INS-41502: Insufficient number of voting disk locations provided for normal redundancy configuration.

Cause: You did not provide enough separate locations for voting disk files. To provide normal redundancy, you must specify three separate locations for voting disk files.

Action: Specify three separate locations for voting disk files for normal redundancy.

INS-41503: Missing voting disk file locations for external redundancy configuration.

Cause: A voting disk file location was not specified. For external redundancy, you must specify a location for the voting disk file.

Action: Specify one voting disk file location for external redundancy.

INS-41505: The voting disk file locations contain one or more invalid characters.

Cause: n/a

Action: n/a

INS-41506: One or more voting disk file locations are not valid.

Cause: One or more voting disk file locations were not placed in an existing directory.

Action: Provide valid voting disk file locations.

INS-41508: More than one voting disk file is located on the same partition.

Cause: Normal redundancy for voting disk files requires that each file is placed on a different partition, to avoid a single point of failure.

Action: Specify three locations on separate physical partitions to configure normal redundancy for voting disk files.

INS-41509: Duplicate locations used for one or more voting disk file locations.

Cause: One or more voting disk file locations you provide are duplicate. Each voting disk location must be on separate devices.

Action: Specify a location on separate devices for each voting disk file.

INS-41510: One or more voting disk file locations are the same as an OCR location.

Cause: One or more voting disk file locations you provided are the same as an OCR location. Voting disk files cannot be on the same location as Oracle Cluster Registry (OCR) locations.

Action: Specify voting disk file locations that are different from Oracle Cluster Registry (OCR) locations.

INS-41511: One or more of the locations you specified for voting disk files are the same as an Oracle 9i quorum location.

Cause: Oracle 9i quorum disks are located on one or more of the locations you specified for voting disk files.

Action: Provide new locations for voting disk files. You cannot reuse an Oracle9i quorum disk location.

INS-41512: Voting disk files cannot be located on block or character devices.

Cause: The voting disk file location you provided is on a block or character device.

Action: Select one of the following supported locations: Oracle Automatic Storage Management, an OCFS2 partition, or a shared NFS partition.

INS-41513: Voting disk file locations cannot be in a directory with existing voting disks.

Cause: One or more voting disk file locations you provided have an existing voting disk file.

Action: Specify a new voting disk file location.

INS-41514: One or more locations you specified for voting disk files cannot be used.

Cause: One or more locations you specified for placing voting disk files did not have proper permissions or ownership for installation to proceed.

Action: Specify voting disk file locations where the user account running the installation and oraInventory group members have read and write privileges.

INS-41515: Insufficient space in shared file system for voting disk file.

Cause: Insufficient space was available in the storage location for a voting disk file. Voting disk files require a minimum of *string* MB of free space.

Action: Enter a shared storage location that has at least *string* MB of free space.

INS-41516: File *string* already exists. The installer will make an attempt to replace this file.

Cause: The specified voting disk file already exists.

Action: You may choose a different location or let the installer replace this file. Replacing it will overwrite its current contents.

INS-41517: File *string* already exists.

Cause: The specified voting disk file already exists.

Action: Ensure that the location you specify for a voting disk file does not already have a voting disk file in that location.

INS-41518: Unable to delete file *string*

Cause: The attempt to delete the file was not successful.

Action: Ensure that the user account running this installation has proper permissions in this storage area to replace the file.

INS-41519: One or more voting disk file locations are not valid.

Cause: One or more voting disk file locations may not be shared on all nodes.

Action: Provide valid voting disk file locations on shared paths and directories.

INS-41520: For high availability, Oracle recommends that you have this storage mirrored at the hardware level. Alternatively, you can select \"Normal Redundancy\" option and specify three locations that are on different disks.

Cause: n/a

Action: n/a

INS-41521: Invalid Voting Disk location.

Cause: The installer detects that the storage type of the location (*string*) is not supported for voting disk files.

Action: Provide a supported storage location for the voting disk file.

INS-41702: No nodes selected for upgrade.

Cause: Node selection was blank.

Action: Select a list of nodes to upgrade with the local node.

INS-41703: The local node is not selected as one of the nodes for upgrade.

Cause: The nodes selected for upgrade did not include the local node.

Action: Select the local node (the node from which you are running the installer) as one of the nodes to upgrade.

INS-41704: Selected nodes should be members of the same cluster. The following nodes are not in the cluster: *string*.

Cause: One of more nodes selected were not in the same cluster.

Action: Select nodes from the same cluster, or exclude the following nodes:*string*

INS-41705: The installer has detected that one or more nodes (*string*) that are part of the cluster are down.

Cause: n/a

Action: n/a

INS-41706: Only subset of nodes selected for upgrade.

Cause: You have chosen a subset of the cluster nodes for the upgrade.

Action: During installation, the software will be copied to all cluster nodes. However, during installation setup, you are prompted to run the rootupgrade script only on the nodes you selected for upgrade. To complete the upgrade, run the rootupgrade script on the remaining nodes. You do not need to start the installer again to upgrade the remaining nodes.

INS-41707: Not all cluster member nodes are selected for upgrade.

Cause: The installer detects that this server has an earlier release of Oracle Grid Infrastructure software installed on this system. However, you have selected to upgrade a subset of the cluster nodes.

Action: To complete the upgrade, select all the nodes that are part of the Oracle Grid Infrastructure cluster.

INS-41708: Oracle Automatic Storage Management (Oracle ASM) is not selected for upgrade.

Cause: The installer detects that an earlier release of Oracle ASM is installed on this server. Oracle ASM needs to be upgraded as part of this installation.

Action: Select Oracle ASM upgrade option to complete the installation.

INS-41709: Oracle Automatic Storage Management (Oracle ASM) is not installed on this server.

Cause: You selected to upgrade Oracle ASM. However, the installer does not detect Oracle ASM on this server.

Action: To continue with the installation, deselect the option to upgrade Oracle ASM.

INS-41710: Oracle Automatic Storage Management (Oracle ASM) configured in your cluster cannot be upgraded in a rolling manner. During the upgrade process, any databases using the active Oracle ASM will be forcibly shutdown.

Cause: The installer has detected that the version of the configured instance of Oracle ASM is not compatible for rolling upgrade to this release of Oracle Grid Infrastructure.

Action: All the databases using the active Oracle ASM will go down during this installation. Plan for databases to be unavailable during the time when the installer is running configuration tools.

INS-41711: The upgrade process upgrades the stack one node at a time, even though you selected to upgrade all nodes. Database service will be disrupted for any database that uses Oracle Automatic Storage Management (Oracle ASM), and that is not managed by Oracle Clusterware, or that uses Oracle Clusterware manual management policy. All other databases and services should not be affected, and

should continue to function. If this is not desirable, then before proceeding with the upgrade, ensure that Oracle Clusterware manages databases using Oracle ASM, and set the automatic management policy on databases managed by Oracle Clusterware.

Cause: n/a

Action: n/a

INS-41712: Installer has detected that the Oracle Clusterware software on this cluster is not functioning properly on the following nodes *string*.

Cause: The Oracle Clusterware software configured on the system is not in a suitable state to upgrade.

Action: Ensure that the Oracle Clusterware software is in a consistent state to perform an upgrade.

INS-41713: The installer has detected that one or more nodes (*string*) that are part of the cluster are down. Installer will perform upgrade of Grid Infrastructure only on the nodes that are up. The remaining nodes can be upgraded later, following the manual steps as detailed in the documentation.

Cause: n/a

Action: n/a

INS-41714: The installer has detected that you are performing a non-rolling upgrade. Oracle recommends that you perform rolling upgrade of Oracle Grid Infrastructure operated in Flex Cluster Mode.

Cause: n/a

Action: n/a

INS-41802: Unable to determine release of Oracle Automatic Storage Management running from home *string*.

Cause: An Oracle Automatic Storage Management (Oracle ASM) home was found, but the Oracle ASM instance was down. The installer was unable to determine the Oracle ASM release.

Action: Ensure that the Oracle ASM instance installed in home *string* is up, and then retry the installation.

INS-41803: An entry for Oracle ASM is found in the system registry or oratab, but it is not associated with a software home location.

Cause: An Oracle ASM entry was listed in the system registry or oratab, but Oracle ASM home *string* was missing.

Action: Ensure that either the oratab or the system registry is correct, or that the inventory is not corrupted.

INS-41804: An instance of a prior release Oracle ASM is running.

Cause: There is an Oracle ASM instance already running on the server.

Action: Upgrade the existing Oracle ASM instance to the current release.

INS-41806: Virtual IP name cannot be the same as the Single Client Access Name (SCAN): *string*

Cause: The name you provided for the virtual IP name is the same name used as the SCAN.

Action: Enter a name for the virtual IP that is different from the name you entered for the SCAN.

INS-41807: The installer has detected that Oracle Clusterware is not running on the following nodes: *string*.

Cause: Either there was an error in starting the Oracle Clusterware stack on the specified nodes, or the root scripts on the specified nodes were not run.

Action: Run the root scripts on the nodes listed. If root scripts have already been run on these nodes, then examine the log file *string* on each failed node to determine the reason for the Oracle Clusterware stack not starting

INS-41808: Possible invalid choice for OSASM Group.

Cause: The name of the group you selected for the OSASM group is commonly used to grant other system privileges (For example: asmdba, asmoper, dba, oper).

Action: Oracle recommends that you designate asmadmin as the OSASM group.

INS-41809: Possible invalid choice for OSDBA Group.

Cause: The group name you selected as the OSDBA for ASM group is commonly used for Oracle Database administrator privileges.

Action: Oracle recommends that you designate asmdba as the OSDBA for ASM group, and that the group should not be the same group as an Oracle Database OSDBA group.

INS-41810: Possible invalid choice for OSOPER Group.

Cause: The group name you selected as the OSOPER for ASM group is commonly used for Oracle Database administrator privileges.

Action: Oracle recommends that you designate asmoper as the OSOPER for ASM group, and that the group should not be the same group as an Oracle Database OSOPER group.

INS-41811: OSDBA for ASM and OSOPER for ASM groups are the same OS group.

Cause: The groups you selected granting the OSDBA for ASM and OSOPER for ASM system privileges are the same group.

Action: Oracle recommends that you designate different OS groups to grant the OSDBA for ASM and OSOPER for ASM system privileges.

INS-41812: *string* and OSASM are the same OS group.

Cause: The chosen values for *string* group and the chosen value for OSASM group are the same.

Action: Select an OS group that is unique for ASM administrators. The OSASM group should not be the same as the OS groups that grant privileges for Oracle ASM access, or for database administration.

INS-41813: OSDBA for ASM, OSOPER for ASM, and OSASM are the same OS group.

Cause: The group you selected for granting the OSDBA for ASM group for database access, and the OSOPER for ASM group for startup and shutdown of Oracle ASM, is the same group as the OSASM group, whose members have SYSASM privileges on Oracle ASM.

Action: Choose different groups as the OSASM, OSDBA for ASM, and OSOPER for ASM groups.

INS-41814: The installer has detected that some of the services of Oracle Grid Infrastructure are not running on this system.

Cause: There may have been an error in starting the Oracle Grid Infrastructure services, or you may not have run the root scripts starting these services on this server.

Action: Confirm that you have run the root scripts on this server. If the root scripts have been run, then examine the log file *string* to determine the reason for the services failing to start.

INS-41815: The installer has detected that Oracle Clusterware is not upgraded to *string* version.

Cause: Either there was an error in starting the Oracle Clusterware stack on some of the nodes, or the root scripts on some nodes were not run. If the Clusterware is upgraded from earlier versions, root upgrade script might not be run successfully on the specified nodes.

Action: Run the root scripts on the nodes listed. If root scripts have already been run on these nodes, then examine the log file *string* on each failed node to determine the reason for the Oracle Clusterware stack not starting.

INS-41816: The installer has detected that Oracle Clusterware is not upgraded to *string* version.

Cause: There might be an error in starting the Oracle Clusterware stack on the some of the nodes or there might be unreachable node(s) which are part of Oracle Clusterware.

Action: Examine the log file *string* on each failed node to determine the reason for the Oracle Clusterware stack not upgraded to current release version. The unreachable nodes can be upgraded by following the manual steps as detailed in the documentation.

INS-41817: The installer has detected that Oracle Clusterware is not running on the following nodes: *string*.

Cause: There may have been an error in starting the Oracle Clusterware stack on the specified nodes.

Action: Examine the log file *string* on each failed node to determine the reason for the Oracle Clusterware stack not starting.

INS-41818: The installer has detected that some of the services of Oracle Grid Infrastructure are not running on this system.

Cause: There may have been an error in starting the Oracle Grid Infrastructure services.

Action: Examine the log file *string* to determine the reason for the services failing to start.

INS-41871: The user account you are using to install the software is not a member of the following OS groups: *string*

Cause: The installation user account must be a member of all groups required for installation.

Action: Change the installation users group memberships to include the required OS system privileges groups, or select system privileges OS groups in which the installation owner is a member.

INS-41872: The OS group you selected as the ASM Administration Operator Group (ASMOPER) may not exist on the server.

Cause: The installer cannot find the group you selected to be the ASMOPER group in the groups defined on the server, or in the Network Information Service (NIS).

Action: Confirm that the group you want to use as the ASMOPER group exists on the server, or in NIS. Create or specify another group if it does not exist.

INS-41873: Invalid value specified for OSOPER Group.

Cause: OS group *string* specified for OSOPER Group contains one or more invalid characters.

Action: Remove the invalid characters (*string*) from *string* or select an existing OS Group for OSOPER Group.

INS-41874: Oracle ASM Administrator (OSASM) Group specified is same as the inventory group.

Cause: Operating system group *string* specified for OSASM Group is same as the inventory group.

Action: It is not recommended to have OSASM group same as inventory group. Select any of the group other than the inventory group to avoid incorrect configuration.

INS-41875: Oracle ASM Administrator (OSASM) Group specified is same as the users primary group.

Cause: Operating system group *string* specified for OSASM Group is same as the users primary group.

Action: It is not recommended to have OSASM group same as primary group of user as it becomes the inventory group. Select any of the group other than the primary group to avoid misconfiguration.

INS-41876: The node listener user name provided cannot be root.

Cause: n/a

Action: n/a

INS-41877: The node listener user name provided cannot be same as the installing user.

Cause: n/a

Action: n/a

INS-41878: The node listener user ('*string*') provided does not exist on nodes which are provided for cluster configuration.

Cause: n/a

Action: n/a

INS-41879: User name for node listener was not provided for clusterware configuration.

Cause: n/a

Action: n/a

INS-41880: User for node listener cannot be a member of Oracle ASM Administrator (OSASM) group.

Cause: n/a

Action: n/a

INS-41881: Installer has detected that the group specified for *string* is not same as the group retrieved from the current configuration of grid software. The upgrade operation may not be successful if the same group name is not selected.

Cause: n/a

Action: n/a

INS-41882: The node listener user name provided cannot be nobody.

Cause: n/a

Action: n/a

INS-41901: The Oracle Grid Infrastructure Typical installation cannot be performed on this system.

Cause: The installer has detected the existence of vendor-specific clusterware. The typical Oracle Grid Infrastructure installation is a simplified configuration that is not designed to co-exist with clusterware other than Oracle Clusterware.

Action: Select Advanced Installation for Oracle Grid Infrastructure. This option allows you to specify configuration information required for Oracle Clusterware to operate with other vendor clusterware.

INS-41902: The Oracle Grid Infrastructure Typical installation cannot be performed on this system.

Cause: The installer has detected the existence of Oracle RAC 9i release 9.x on this server. The Oracle Grid Infrastructure Typical installation is a simplified configuration that is not designed to support older versions of Oracle RAC.

Action: Select Advanced Installation for Oracle Grid Infrastructure. This option allows you to specify configuration information required for Oracle Clusterware to operate with Oracle RAC release 9.x.

INS-42001: The same drive letter *string* cannot be assigned to more than one partition

Cause: n/a

Action: n/a

INS-42002: The specified partition cannot be used.

Cause: The specified partition was selected for storing the software binaries.

Action: Instead, choose a location that is formatted for storing data files.

INS-42003: No partitions selected

Cause: No partitions were selected or partition details provided were incomplete.

Action: Specify one or more partitions. For each partition, select the format option and drive letter you want to have assigned to that partition.

INS-42004: No free drive letters available

Cause: The local server did not have any available drive letters to assign to partitions.

Action: Make drive letters available on the server, and then restart the installer.

INS-42005: The drive letter is not assigned to one or more partitions

Cause: Each partition you select must have an assigned drive letter.

Action: Ensure all partitions you want to use are configured with drive letters.

INS-42006: Selected drive letter (*string*) is invalid or not available for usage.

Cause: Either the drive letter is invalid, or it is already assigned to an existing partition.

Action: Select a valid drive letter.

INS-42011: The operating system group specified for oraInventory group is invalid.

Cause: The user account running the installation must have the oraInventory group as its primary group.

Action: Change the oraInventory group to the primary group of the installation owner account, or change the installation owner groups so that the group you want to use for the oraInventory group is the primary group of the installation owner.

INS-42012: The current Grid home is not registered in the central inventory on this host.

Cause: The wizard finds that this Grid home is not registered in the central inventory.

Action: Register the Grid home in the central inventory by using a cloning operation, or by using an attach-home operation.

INS-42013: Installation user cannot configure the Grid home.

Cause: The wizard detects that the existing Grid home was not installed or cloned using the current user id: *string*.

Action: Either restart the wizard as the user account that was used previously to install the Grid home, or re-clone the Grid home using the current user account.

INS-42014: Oracle Grid Infrastructure cannot be configured.

Cause: The wizard detects that Oracle Grid Infrastructure is already configured on this server.

Action: Before you can proceed, you must completely remove the configured instance.

INS-42015: File missing from Grid home: *string*

Cause: The installer cannot find the specified file in the Grid home. The wizard requires this file to be present in the Grid home before it can proceed.

Action: Restore the home by re-cloning the home, or re-install the software from installation media.

INS-42016: The current Grid home is not registered in the central inventory on the following nodes: *string*

Cause: The wizard does not find this Grid home to be registered with the central inventory on some or all of the nodes specified.

Action: Register the Grid home on the specified nodes with the central inventory, either by using a cloning operation, or by using an attach-home operation. Restart the wizard after fixing this issue.

INS-42017: The Grid home is inconsistent on the following nodes: *string*

Cause: The wizard detects that the Grid home is inconsistent on some or all of the nodes specified. Review the log file for further details.

Action: Ensure that the Grid home is consistent on all nodes.

INS-42018: Specified disk group is invalid.

Cause: The installer detects that the specified disk group is not on the discovery path you provided.

Action: For the selected disks, specify a valid disk group name, to which these disk previously were assigned. Also ensure that the discovery path you provide includes the disks.

INS-42019: The wizard is unable to detect a configured prior release instance of Oracle Grid Infrastructure for a cluster or Cluster Ready Services.

Cause: You can only use Oracle Grid Infrastructure Configuration Wizard to upgrade earlier releases of Oracle Grid Infrastructure for a cluster or Cluster Ready Services.

Action: Ensure Oracle Grid Infrastructure for a cluster or Cluster Ready Services is configured properly before using the configuration wizard. To perform any other upgrade, use the Oracle Grid Infrastructure installer, or run root configuration scripts directly.

INS-42020: The Wizard is unable to detect the user of Grid home.

Cause: The wizard is not able to detect the user of the existing Grid home. This might be because configuration file (*string*) is modified/corrupted in the Grid home.

Action: Verify the correctness of the configuration file. If the file is corrupted, either restore the home by re-cloning the home or re-install the software from installation media.

INS-42021: Multibyte characters in SCAN Name

Cause: In Typical install SCAN Name is also used as Cluster Name. The SCAN name contains multibyte characters which are invalid for Cluster Name.

Action: Ensure that SCAN Name contains valid characters for Cluster Name. Valid characters for Cluster Name can be lower and uppercase alphanumeric characters (a - z, A - Z, 0 - 9), and hyphen (-).

INS-42022: Multibyte characters in Cluster Name.

Cause: Multibyte characters are not allowed in Cluster Name.

Action: Ensure the Cluster Name contains valid characters. Valid characters for Cluster Name can be lower and uppercase alphanumeric characters (a - z, A - Z, 0 - 9), and hyphen (-).

INS-42023: Invalid option specified for Oracle Grid Infrastructure Wizard.

Cause: The Oracle Grid Infrastructure Wizard only supports Configuring Oracle Grid Infrastructure for a cluster or Upgrading an existing Grid Infrastructure.

Action: Ensure that you select one of the supported options.

INS-42024: Installer has detected that the group configured for *string* privilege in the current home does not match with the group name retrieved (*string*) from the home where earlier version of Oracle Clusterware is configured presently.

Cause: n/a

Action: n/a

INS-42025: Grid Infrastructure Home is not suitable to be configured on this cluster

Cause: The Grid Infrastructure Home is registered with the local user. Configuration cannot continue.

Action: Ensure that the Grid Infrastructure Home is registered with a secure domain user for configuration to continue.

INS-42099: Oracle Service username is not specified.

Cause: For Management Database option its mandatory to specify Oracle Service username.

Action: Specify Oracle Service username.

INS-43001: Cluster type not specified

Cause: Either cluster type is not specified or invalid value is specified

Action: Specify a valid cluster type.

INS-43002: Big Cluster cannot be configured on this host.

Cause: Installer has detected 9i Oracle Real Application Cluster Database on this host. Flex Cluster cannot be configured on a host that has 9i Oracle RAC database configured on it.

Action: You must first configure normal Oracle Clusterware and migrate to Flex Cluster later. Alternatively you can configure Flex cluster after removing 9i Oracle RAC Database.

INS-43003: Big Cluster cannot be configured on this host.

Cause: Installer has detected operating system provided clustering software on this host. Flex Cluster cannot be configured on a host that is managed by operating system provided clustering software.

Action: You can only configure normal Oracle Clusterware on hosts managed by operating system provided clustering software. Alternatively, you can configure Flex Cluster after disabling the operating system provided clustering software.

INS-43004: Big Cluster cannot be configured on this host.

Cause: Installer has detected Oracle Clusterware on this host. Flex Cluster cannot be configured on a host that already has Oracle Clusterware installed.

Action: Remove the existing Oracle Clusterware software before choosing to configure Flex Cluster.

INS-43021: All the nodes (*string*) are down in the last batch.

Cause: Installer has detected that all the nodes specified in the last batch are down. There should be atleast one node up and running to complete the Grid Infrastructure upgrade.

Action: Ensure that atleast one node in the last batch is running to complete the upgrade operation.

INS-43022: You have selected to execute the root script manually. If some of the nodes are not reachable at the time of upgrade root script execution and if you would want to complete the Grid Infrastructure upgrade on the reachable nodes, you may be required to rerun the *string* with -force flag from the last node after you have completed the execution of this script on all the reachable nodes. The remaining unreachable nodes can be upgraded later, following the manual steps as detailed in the documentation.

Cause: n/a

Action: n/a

INS-43023: Specified sudo user name ('*string*') cant be used to execute configuration script(s).

Cause: Only current installation user name is allowed to execute configuration script(s) using sudo option.

Action: Ensure that you specify the sudo user name same as the current installation user name.

INS-43024: n/a

Cause: n/a

Action: n/a

INS-43025: Installer has detected that there are nodes of different role in batch(*string*).

Cause: n/a

Action: n/a

INS-43026: Installer has detected that batch(*string*) contains LEAF nodes and batch(*string*) contains HUB nodes.

Cause: n/a

Action: n/a

INS-43041: CLUSTER_NEW_VIRTUAL_HOSTNAMES parameter was not specified.

Cause: The CLUSTER_NEW_VIRTUAL_HOSTNAMES parameter was not provided for performing addnode operation.

Action: Ensure that CLUSTER_NEW_VIRTUAL_HOSTNAMES parameter is passed. Refer to installation guide for more information on the syntax of passing CLUSTER_NEW_VIRTUAL_HOSTNAMES parameter.

INS-43042: The cluster nodes *string* specified for addnode is already part of a cluster.

Cause: Cluster nodes specified already has clusterware configured.

Action: Ensure that the nodes that do not have clusterware configured are provided for addnode operation.

INS-43043: Parameters specified for addnode operation are missing details for nodes.

Cause: Some of the parameters passed for addnode operation have incomplete details of the node to be added.

Action: Ensure that the nodes details are appropriately specified and each node have the associated details in parameters.

INS-43044: Addnode operation cannot be performed from a Leaf node.

Cause: Leaf node cannot be local node while performing addnode operation.

Action: Ensure that the addnode operation is performed from a Hub node.

INS-43045: *string* parameter was not specified.

Cause: The *string* parameter was not provided for performing addnode operation.

Action: Ensure that *string* parameter is passed. Refer to installation guide for more information on the syntax of passing CLUSTER_NEW_VIRTUAL_HOSTNAMES parameter.

INS-43046: The Oracle home location contains directories or files on following remote nodes:*string*.

Cause: n/a

Action: n/a

INS-43047: Clusterware configured in Auto mode cannot have nodes of type HUB or LEAF.

Cause: n/a

Action: n/a

INS-43048: An Auto node cannot be added to a cluster having only Hub and Leaf nodes.

Cause: n/a

Action: n/a

INS-43049: Hub nodes cannot be added to the cluster as it is already having *string* Hub nodes which is the maximum number of Hub nodes for a big cluster.

Cause: n/a

Action: n/a

INS-43050: Installer has detected that the clusterware configured on the system is not running from the grid home on which addnode is being performed.

Cause: n/a

Action: n/a

INS-43051: Virtual Hostname was not specified for performing addnode operation.

Cause: n/a

Action: n/a

INS-43052: The Oracle home location contains directories or files on following remote nodes:*string*.

Cause: n/a

Action: n/a

INS-43066: The installer has detected that Oracle Clusterware is not running on the following nodes: *string*. Ignore the warning if any policy managed databases software are not extended to new nodes yet.

Cause: Either there was an error in starting the Oracle Clusterware stack on the specified nodes, or the root scripts on the specified nodes were not run.

Action: Run the root scripts on the nodes listed. If root scripts have already been run on these nodes, then examine the log file *string* on each failed node to determine the reason for the Oracle Clusterware stack not starting

INS-43080: Some of the configuration assistants failed, were cancelled or skipped.

Cause: n/a

Action: n/a

INS-43100: Insufficient space available in the ASM diskgroup *string*.

Cause: n/a

Action: n/a

INS-43101: Insufficient space available in shared file system for Oracle Cluster Registry (OCR) Location *string*.

Cause: n/a

Action: n/a

INS-43102: You cannot upgrade Oracle Grid Infrastructure as Built-In Account.

Cause: The installer has detected that the Oracle Home user of the active Oracle Grid Infrastructure home is (*string*). Oracle GI cannot be upgraded using Built-In Account for the current installation.

Action: Specify (*string*) as the Oracle Home User to perform the upgrade.

INS-43103: Oracle Grid Infrastructure Home is not suitable for upgrade.

Cause: The wizard has detected that the Oracle Home user of the active Oracle Grid Infrastructure home is *string*, whereas the Oracle Home user of the current home is Built-In Account.

Action: Re-install the Oracle Grid Infrastructure software using the appropriate Oracle Home User to perform the upgrade.

INS-43104: If you intend to use this Oracle Grid Infrastructure home to upgrade the active instance of Oracle Grid Infrastructure, then the specified user is invalid.

Cause: The installer has detected that the specified Oracle Home user does not match the Oracle Home user of the active Oracle Grid Infrastructure home(*string*).

Action: Specify (*string*) as the Oracle Home User to be able to upgrade the active Oracle GI to this home.

INS-43105: Specified Oracle Home User (*string*) is invalid.

Cause: The installer has detected that the specified Oracle Home user does not match the Oracle Home user of the active Oracle Grid Infrastructure home (*string*).

Action: Specify (*string*) as the Oracle Home User to perform the upgrade.

INS-43106: Oracle Grid Infrastructure Home is not suitable for upgrade

Cause: The wizard has detected that the Oracle Home user of this home (*string*) does not match the Oracle Home user of the active Oracle Grid Infrastructure home (*string*).

Action: Re-install the Oracle Grid Infrastructure software using the appropriate Oracle Home User to perform the upgrade.

INS-43110: Empty value provided for OMS Host.

Cause: n/a

Action: n/a

INS-43111: Empty value provided for Enterprise Manager Admin password.

Cause: n/a

Action: n/a

INS-43112: Empty value provided for Enterprise Manager Admin user.

Cause: n/a

Action: n/a

INS-43113: Empty value provided for OMS Port.

Cause: n/a

Action: n/a

INS-43114: Unable to connect to Enterprise Manager Cloud Control.

Cause: Invalid connection information specified.

Action: Specify valid connection information.

JMS-00101 to JMS-00257

JMS-00101: Invalid delivery mode {0}

Cause: The delivery mode is not supported

Action: The valid delivery mode is `AQjmsConstants.PERSISTENT` or `AQjmsConstants.NON_PERSISTENT`

JMS-00102: Feature not supported {0}

Cause: This feature is not supported in the current release

Action: n/a

JMS-00104: Message Payload must be specified

Cause: The message payload was null

Action: Specify a non-null payload for the message

JMS-00105: Agent must be specified

Cause: `AQjmsAgent` object was null

Action: Specify a valid `AQjmsAgent` representing the remote subscriber

JMS-00106: Cannot have more than one open Session on a JMSConnection

Cause: There is already one open `jms` session on the connection Cannot have more than one open session on a connection

Action: Close the open session and then open a new one

JMS-00107: Operation not allowed on {0}

Cause: The specified operation is not allowed on this object

Action: n/a

JMS-00108: Messages of type {0} not allowed with Destinations containing payload of type {1}

Cause: There was a mismatch between the message type being used and the payload type specified for the destination

Action: Use the message type that maps to the payload specified for the queue table that contains this destination

JMS-00109: Class not found: {0}

Cause: The specified class was not found

Action: Make sure your `CLASSPATH` contains the class

JMS-00110: Property {0} not writeable

Cause: An attempt was made to update a read-only message header field or property

Action: n/a

JMS-00111: Connection must be specified

Cause: The connection object was null

Action: Specify a non-null jdbc connection

JMS-00112: Connection is invalid

Cause: The jdbc connection is invalid

Action: Specify a non-null oracle jdbc connection

JMS-00113: Connection is in stopped state

Cause: An attempt was made to receive messages on a connection that is in stopped state

Action: Start the connection

JMS-00114: Connection is closed

Cause: An attempt was made to use a Connection that has been closed

Action: Create a new connection

JMS-00115: Consumer is closed

Cause: An attempt was made to use a Consumer that has been closed

Action: Create a new Message Consumer

JMS-00116: Subscriber name must be specified

Cause: Subscriber name was null

Action: Specify a non-null subscription name

JMS-00117: Conversion failed - invalid property type

Cause: An error occurred while converting the property to the requested type

Action: Use the method corresponding to the property data type to retrieve it

JMS-00119: Invalid Property value

Cause: The property value specified is invalid

Action: Use an appropriate type of value for the property being set

JMS-00120: Dequeue failed

Cause: An error occurred while receiving the message

Action: See message inside the JMSEException and linked SQLException for more information

JMS-00121: DestinationProperty must be specified

Cause: A null AQjmsDestinationProperty was specified while creating a queue/topic

Action: Specify a non-null AQjmsDestinationProperty for the destination

JMS-00123: Interval must be at least {0} seconds

Cause: An invalid interval was specified

Action: Specify an interval value that is greater than or equal to 1 second

JMS-00124: Invalid Dequeue mode

Cause: Invalid dequeue mode was specified

Action: Valid Dequeue modes are AQConstants.DEQUEUE_BROWSE, AQConstants.DEQUEUE_REMOVE, AQConstants.DEQUEUE_LOCKED, AQConstants.DEQUEUE_REMOVE_NODATA

JMS-00125: Invalid Queue specified

Cause: An invalid Queue object was specified

Action: Specify a valid Queue handle

JMS-00126: Invalid Topic specified

Cause: An invalid Topic object was specified

Action: Specify a valid Topic handle

JMS-00127: Invalid Destination

Cause: An invalid destination object was specified

Action: Specify a valid destination (Queue/Topic) object

JMS-00128: Invalid Navigation mode

Cause: An invalid navigation mode was specified

Action: The valid navigation modes are

AQjmsConstants.NAVIGATION_FIRST_MESSAGE,

AQjmsConstants.NAVIGATION_NEXT_MESSAGE,

AQjmsConstants.NAVIGATION_NEXT_TRANSACTION

JMS-00129: Invalid Payload type

Cause: There was a mismatch between the message type being used and the payload type specified for the destination

Action: Use the message type that maps to the payload specified for the queue table that contains this destination. For ADT messages, use the appropriate CustomDatum/ORADData factory to create the message consumer

JMS-00130: JMS queue cannot be multi-consumer enabled

Cause: An attempt was made to get an AQ multi-consumer queue as a JMS queue

Action: JMS queues cannot be multi-consumer enabled

JMS-00131: Session is closed

Cause: An attempt was made to use a session that has been closed

Action: Open a new session

JMS-00132: Maximum number of properties (100) exceeded, message has {0} properties

Cause: Maximum number of properties (100), including provider-specific properties, for the message has been exceeded

Action: Reduce the number of user defined properties

JMS-00133: Message must be specified

Cause: Message specified was null

Action: Specify a non-null message

JMS-00134: Name must be specified

Cause: Queue or Queue table Name specified was null

Action: Specify a non-null name

JMS-00135: Driver {0} not supported

Cause: The specified driver is not supported

Action: Valid drivers are oci8 and thin. To use the kprb driver get the kprb connection using getDefaultConnection() and use the static createTopicConnection and createQueueConnection methods

JMS-00136: Payload factory can only be specified for destinations with ADT payloads

Cause: A CustomDatumFactory/ORADDataFactory was specified for consumers on destinations not containing ADT payloads

Action: This field must be set to null for destinations containing payloads of type SYS.AQ\$_JMS_TEXT_MESSAGE, SYS.AQ\$_JMS_BYTES_MESSAGE, SYS.AQ\$_JMS_MAP_MESSAGE, SYS.AQ\$_JMS_OBJECT_MESSAGE, SYS.AQ\$_JMS_STREAM_MESSAGE

JMS-00137: Payload factory must be specified for destinations with ADT payloads

Cause: CustomDatumFactory/ORADDataFactory was not specified for destinations containing ADT payloads

Action: For destinations containing ADT messages, a CustomDatumFactory/ORADDataFactory for a java class that maps to the SQL ADT type of the destination must be specified

JMS-00138: Producer is closed

Cause: An attempt was made to use a producer that has been closed

Action: Create a new Message Producer

JMS-00139: Property name must be specified

Cause: Property name was null

Action: Specify a non-null property name

JMS-00140: Invalid System property

Cause: Invalid system property name specified.

Action: Specify one of the valid JMS system properties

JMS-00142: JMS topic must be created in multi-consumer enabled queue tables

Cause: An attempt was made to create a JMS topic in a single-consumer queue table

Action: JMS topics can only be created in queue tables that are multi-consumer enabled

JMS-00143: Queue must be specified

Cause: Null queue was specified

Action: Specify a non-null queue

JMS-00144: JMS queue cannot be created in multi-consumer enabled queue tables

Cause: An attempt was made to create a JMS queue in a multi-consumer queue table

Action: JMS queues can only be created in queue tables that are not multi-consumer enabled

JMS-00145: Invalid recipient list

Cause: The recipient list specified was empty

Action: Specify a recipient list with at least one recipient

JMS-00146: Registration failed

Cause: An error occurred while registering the type in the type map

Action: n/a

JMS-00147: Invalid ReplyTo destination type,

Cause: The ReplyTo destination object is invalid

Action: The ReplyTo destination must be of type AQjmsAgent, or AQjmsDestination. If AQjmsAgent is used, its "name" must not be "JMSReplyTo" (which is considered a reserved name to be used for AQjmsDestination objects). If AQjmsDestination is used, it must be serializable into a string (and vice-versa).

JMS-00148: Property name size exceeded

Cause: The property name is greater than the maximum size allowed

Action: Specify a property name that is less than 100 characters

JMS-00149: Subscriber must be specified

Cause: Subscriber specified was null

Action: Specify a non-null subscriber

JMS-00150: Property not supported

Cause: An attempt was made to use a property that is not supported

Action: n/a

JMS-00151: Topics cannot be of type EXCEPTION

Cause: Topics cannot be of type AQjmsConstants.EXCEPTION

Action: Specify topics to be of type AQjmsConstants.NORMAL

JMS-00153: Invalid System property type

Cause: The type of the value specified does not match the type defined for the system property being set

Action: Use the correct type for the setting the system property

JMS-00154: Invalid value for sequence deviation

Cause: The sequence deviation is invalid

Action: Valid values are AQEnqueueOption.DEVIATION_BEFORE, AQEnqueueOption.DEVIATION_TOP

JMS-00155: AQ Exception {0}

Cause: An error occurred in the AQ java layer

Action: See the message inside the JMSEException and the linked exception for more information

JMS-00156: Invalid Class {0}

Cause: Class specified is invalid

Action: make sure your CLASSPATH has the specified class

JMS-00157: IO Exception {0}

Cause: IO exception

Action: See message is JMSEException for details

JMS-00158: SQL Exception {0}

Cause: SQL Exception

Action: See message inside linked SQLEException for details

JMS-00159: Invalid selector {0}

Cause: The selector specified is either invalid or too long

Action: Check the syntax of the selector

JMS-00160: EOF Exception {0}

Cause: EOF exception occurred while reading the byte stream

Action: n/a

JMS-00161: MessageFormat Exception: {0}

Cause: An error occurred while converting the stream data to specified type

Action: check the type of data expected on the stream and use the appropriate read method

JMS-00162: Message not Readable

Cause: Message is in write-only mode

Action: Call the reset method to make the message readable

JMS-00163: Message not Writeable

Cause: Message is in read-only mode

Action: Use the clearBody method to make the message writeable

JMS-00164: No such element

Cause: Element with specified name was not found in the map message

Action: n/a

JMS-00165: Maximum size of property value exceeded

Cause: The property value exceeded the maximum length allowed

Action: Value for JMS defined properties can have a maximum length of 100, value for User defined properties can have a maximum length of 2000

JMS-00166: Topic must be specified

Cause: Topic specified was null

Action: Specify a non-null topic

JMS-00167: Payload factory or Sql_data_class must be specified

Cause: Payload factory or Sql_data_class not specified for queues containing object payloads

Action: Specify a CustomDatumFactory/ORADDataFactory or the SQLData class of the java object that maps to the ADT type defined for the queue.

JMS-00168: Cannot specify both payload factory and sql_data_class

Cause: Both CustomDatumFactory/ORADDataFactory and SQLData class were specified during dequeue

Action: Specify either the CustomDatumFactory/ORADDataFactory or the SQLData class of the java object that maps to the ADT type defined for the queue.

JMS-00169: Sql_data_class cannot be null

Cause: SQLData class specified is null

Action: Specify the SQLData class that maps to the ADT type defined for the queue

JMS-00171: Message is not defined to contain {0}

Cause: Invalid payload type in message

Action: Check if the queue is defined to contain RAW or OBJECT payloads and use the appropriate payload type in the message

JMS-00172: More than one queue table matches query {0}

Cause: More than one queue table matches the query

Action: Specify both owner and queue table name

JMS-00173: Queue Table {0} not found

Cause: The specified queue table was not found

Action: Specify a valid queue table

JMS-00174: Class must be specified for queues with object payloads\n Use dequeue(deq_option, payload_fact) or dequeue(deq_option, sql_data_cl)

Cause: This dequeue method cannot be used to dequeue from queues with OBJECT payloads

Action: use the either dequeue(deq_option, payload_fact) or dequeue(deq_option, sql_data_cl)

JMS-00175: DequeueOption must be specified

Cause: DequeueOption specified is null

Action: Specify a non-null dequeue option

JMS-00176: EnqueueOption must be specified

Cause: EnqueueOption specified is null

Action: Specify a non-null enqueue option

JMS-00177: Invalid payload type: Use dequeue(deq_option) for raw payload queues

Cause: This method cannot be used to dequeue from queues with RAW payload

Action: use the dequeue(deq_option) method

JMS-00178: Invalid Queue name - {0}

Cause: The queue name specified is null or invalid

Action: Specify a queue name that is not null. The queue name must not be qualified with the schema name. The schema name must be specified as the value of the owner parameter

JMS-00179: Invalid Queue Table name - {0}

Cause: The queue table name specified is null or invalid

Action: Specify a queue table name that is not null. The queue table name must not be qualified with the schema name. The schema name must be specified as the value of the owner parameter

JMS-00180: Invalid Queue Type

Cause: Queue type is invalid

Action: Valid types are AQConstants.NORMAL or AQConstants.EXCEPTION

JMS-00181: Invalid value for wait_time

Cause: Invalid value for wait type

Action: Wait time can be `AQDequeueOption.WAIT_FOREVER`, `AQDequeueOption.WAIT_NONE` or any value greater than 0

JMS-00182: More than one queue matches query

Cause: More than one queue matches query

Action: Specify both the owner and name of the queue

JMS-00183: No AQ driver registered

Cause: No `AQDriver` registered

Action: Make sure that the AQ java driver is registered. Use `Class.forName("oracle.AQ.AQOracleDriver")`

JMS-00184: Queue object is invalid

Cause: The queue object is invalid

Action: The underlying JDBC connection may have been closed. Get the queue handle again

JMS-00185: QueueProperty must be specified

Cause: `AQQueueProperty` specified is null

Action: Specify a non-null `AQQueueProperty`

JMS-00186: QueueTableProperty must be specified

Cause: `QueueTableProperty` specified is null

Action: Specify a non-null `AQQueueTableProperty`

JMS-00187: Queue Table must be specified

Cause: Queue Table specified is null

Action: Specify a non-null queue table

JMS-00188: QueueTable object is invalid

Cause: The queue table object is invalid

Action: The underlying JDBC connection may have been closed. Get the queue table handle again

JMS-00189: Byte array too small

Cause: The byte array given is too small to hold the data requested

Action: Specify a byte array that is large enough to hold the data requested or reduce the length requested

JMS-00190: Queue {0} not found

Cause: The specified queue was not found

Action: Specify a valid queue

JMS-00191: sql_data_cl must be a class that implements SQLData interface

Cause: The class specified does not support the `java.sql.SQLData` interface

Action: n/a

JMS-00192: Invalid Visibility value

Cause: Visibility value specified is invalid

Action: Valid values are `AQConstants.VISIBILITY_ONCOMMIT`, `AQConstants.VISIBILITY_IMMEDIATE`

JMS-00193: JMS queues cannot contain payload of type RAW

Cause: An attempt was made to create a JMS queue with RAW payload

Action: JMS queues/topics cannot contain RAW payload

JMS-00194: Session object is invalid

Cause: Session object is invalid

Action: The underlying JDBC connection may have been closed. Create a new session

JMS-00195: Invalid object type: object must implement CustomDatum/OracleData or SQLData interface

Cause: Invalid object type specified

Action: object must implement CustomDatum/ORADData or SQLData interface

JMS-00196: Cannot have more than one open QueueBrowser for the same destination on a JMS Session

Cause: There is already one open QueueBrowser for this queue on this session

Action: There cannot be more than one queue browser for the same queue in a particular session. Close the existing QueueBrowser and then open a new one

JMS-00197: Agent address must be specified for remote subscriber

Cause: Address field is null for remote subscriber

Action: The address field must contain the fully qualified name of the remote topic

JMS-00199: Registration for asynchronous receipt of messages failed

Cause: Registration with the database for asynchronous receipt of messages for the consumer failed

Action: See error message in linked Exception for details

JMS-00200: Destination must be specified

Cause: Destination is null

Action: Specify a non-null destination

JMS-00201: All Recipients in recipient_list must be specified

Cause: One or more elements in the recipient list are null

Action: All AQjmsAgents in the recipient list must be specified

JMS-00202: Unregister for asynchronous receipt of messages failed

Cause: An error occurred while removing the registration of the consumer with the database for asynchronous receipt

Action: n/a

JMS-00203: Payload Factory must be specified

Cause: Null Payload Factory was specified

Action: n/a

JMS-00204: An error occurred in the AQ JNI layer

Cause: JNI Error

Action: Check error message in linked exception for details

JMS-00205: Naming Exception

Cause: Naming exception

Action: n/a

JMS-00207: JMS Exception {0}

Cause: An error occurred in the JMS layer

Action: See the message inside the linked JMSEException for more information

JMS-00208: XML SQL Exception

Cause: An error occurred in the XML SQL layer

Action: See the message inside the linked AQxmlException for more information

JMS-00209: XML SAX Exception

Cause: An error occurred in the XML SAX layer

Action: See the message inside the linked AQxmlException for more information

JMS-00210: XML Parse Exception

Cause: An error occurred in the XML Parser layer

Action: See the message inside the linked AQxmlException for more information

JMS-00220: Connection no longer available

Cause: Connection to the database no longer available.

Action: n/a

JMS-00221: Free physical database connection unavailable in connection pool

Cause: A free physical database connection was not available in the OCI connection pool in order to perform the specified operation.

Action: Try performing the operation later

JMS-00222: Invalid Payload factory type

Cause: Payload factory should be of CustomDatumFactory or ORADDataFactory type.

Action: Use one of CustomDatumFactory/ORADDataFactory types.

JMS-00223: Payload factory must be null for destinations with Sys.AnyData payload - use typemap instead

Cause: A CustomDatumFactory/ORADDataFactory was specified for consumers on destinations containing SYS.ANYDATA payloads

Action: This field must be set to null for destinations containing payloads of type Sys.AnyData. The ORADDataFactory(s) must be registered in the session's typemap

JMS-00224: Typemap is invalid - must be populated with SQLType/OraDataFactory mappings to receive messages from Sys.AnyData destinations

Cause: The typemap of the session is null or empty. For destinations of type Sys.AnyData, the typemap must contain OraDataFactory objects for all possible types that may be stored in the queue/topic

Action: Use the AQjmsSession.getTypeMap() method get the typemap. Then use the put() method to register SQLType names and their corresponding OraDataFactory objects

JMS-00225: Invalid JDBC driver - OCI driver must be used for this operation

Cause: Operations on Sys.AnyData queues/topics are not supported using this JDBC driver

Action: Use the JDBC OCI driver to receive messages from Sys.AnyData queues/topics

JMS-00226: Header-only Message does not have a body

Cause: Header-only message does not have a body; the body cannot be cleared, changed, or queried.

Action: Do not access or modify the body of a read-only message.

JMS-00227: Illegal attempt to commit on a non transacted JMS Session

Cause: Illegal attempt to invoke the commit method on a non transacted JMS Session

Action: Remove invocation of the commit method on the current JMS Session

JMS-00228: Illegal attempt to rollback on a non transacted JMS Session

Cause: Illegal attempt to invoke the rollback method on a non transacted JMS Session

Action: Remove invocation of the rollback method on the current JMS Session

JMS-00229: {0} must be specified

Cause: The specified parameter was null

Action: Specify a non-null value for the parameter

JMS-00230: Illegal operation on durable subscription with active TopicSubscriber

Cause: Try to unsubscribe, change or create durable subscription while it has an active TopicSubscriber.

Action: Close the active TopicSubscriber and try again.

JMS-00231: Consumers on temporary destination must belong to the same

Cause: The specified parameter was null

Action: Specify a non-null value for the parameter

JMS-00232: An invalid user/password was specified for the JMS connection

Cause: Invalid user/password specified for connection

Action: Specify valid user/password for connection

JMS-00233: The required subscriber information is not available

Cause: Try to retrieve subscriber information from a subscriber which was obtained with getDurableSubscriber method and had no corresponding information in the in-memory map.

Action: Do not retrieve subscriber information from such a subscriber

JMS-00234: This operation is not allowed in the current messaging domain

Cause: Perform an operation that is not allowed in the current messaging domain

Action: Do not perform the operation in the current messaging domain

JMS-00235: Can not link the durable subscriber name with a topic in unsubscribe method.

Cause: OJMS is unable to link the supplied durable subscriber name with a topic. This causes unsubscribe method to fail.

Action: Use other unsubscribe methods which the user can provide topic name.

JMS-00236: OJMS encountered invalid OCI handles.

Cause: OJMS encountered invalid OCI handles when using JDBC OCI driver .

Action: Make sure the underlying JDBC connection is not closed while OJMS is still operating.

JMS-00237: Can not start thread for message listener.

Cause: OJMS is unable to start a new thread for message listener.

Action: Check the thread proxy code if the thread was started by a user provided thread proxy.

JMS-00238: Illegal attempt to recover on a transacted JMS Session

Cause: Illegal attempt to invoke the recover method on a transacted JMS Session

Action: Use rollback method instead of recover method on transacted JMS session.

JMS-00239: Illegal attempt to call {0} method on a XASession.

Cause: Illegal attempt to invoke the commit or rollback method on a XASession

Action: Use JTA to commit or rollback a distributed transaction

JMS-00240: Illegal attempt to call setClientID after other actions.

Cause: Illegal attempt to call Connection.setClientID method after other actions has been taken on this Connection

Action: set client ID before any other action on the Connection

JMS-00241: Illegal attempt to delete temporary destination when there are consumers using it.

Cause: Illegal attempt to delete temporary destination while there are existing consumers still using it.

Action: close the consumers before deleting the temporary destination

JMS-00242: Illegal attempt to enqueue message with both immediate visibility and three phase enqueue process.

Cause: Illegal attempt to enqueue message with both immediate visibility and three phase enqueue process.

Action: turn on the system property oracle.jms.useTemplobsForEnqueue

JMS-00243: Topic {0} not found

Cause: The specified topic was not found

Action: Specify a valid topic

JMS-00244: {0} is an invalid operation with the Sharded Queue.

Cause: The operation is not valid with the Sharded Queue

Action: Specify a valid operation for the Sharded Queue

JMS-00245: JMS Streaming support is available only for Sharded Queues.

Cause: JMS Streaming is supported with Sharded Queues only

Action: Use JMS Streaming APIs with Sharded Queue

JMS-00246: JMS Streaming support is not available for {0} driver.

Cause: JMS Streaming is supported with thin driver only

Action: Use JMS Streaming APIs with thin driver

JMS-00247: NON_PERSISTENT message delivery is not supported with JMS Streaming.

Cause: The NON_PERSISTENT delivery mode is not supported with JMS Streaming

Action: Specify PERSISTENT message delivery mode

JMS-00248: Illegal attempt to use JMS Streaming API when streaming is disabled.

Cause: Illegal attempt to use JMS Streaming API when streaming is disabled

Action: Turn on the system property oracle.jms.useJmsStreaming

JMS-00249: InputStream representing the message data must be specified.

Cause: InputStream is null

Action: Specify a valid InputStream representing the message data

JMS-00250: OutputStream must be specified to write the message data.

Cause: OutputStream is null

Action: Specify a valid OutputStream to write the data from the received message

JMS-00251: Illegal attempt to set message data using both write method(s) and Streaming API.

Cause: Illegal attempt to set message data using both write methods and Streaming API

Action: Specify either an InputStream or write method to set the message data

JMS-00252: Illegal attempt to read the data using {0} when the streaming is used with dequeue.

Cause: Illegal attempt to read the message data using read methods when the dequeue used streaming

Action: Call receiveData() to read the message data

JMS-00253: Operation {0} not allowed on a Message with null JMSMessageID.

Cause: The operation is not allowed on a Message with null JMSMessageID

Action: Use this operation on a Message with valid JMSMessageID

JMS-00254: Streaming is not used with dequeue, please use standard JMS API to read the message data.

Cause: Streaming is not used with dequeue operation

Action: Use standard JMS API to read the message data

JMS-00255: JMS Streaming support is available in a Session with acknowledge mode +

Cause: Invalid acknowledgement mode used with JMS Streaming

Action: Valid acknowledgement modes are Session.CLIENT_ACKNOWLEDGE and Session.SESSION_TRANSACTED

JMS-00256: stop() of javax.jms.Connection timed out.


Cause: stop() of javax.jms.Connection timed out

Action: A default timeout of 10 minutes is set to disable the registrations, and allow the onMessage() to process the message. Set a higher value in milli seconds for this timeout using the system property oracle.jms.notificationTimeout

JMS-00257: receive(long timeout) of javax.jms.MessageConsumer took more time than the network timeout configured at the java.sql.Connection. }

Cause: receive(long timeout) of javax.jms.MessageConsumer timed out.

Action: Please set a higher value in milliseconds for the system property 'oracle.jms.networkTimeout' or disable network timeout on java.sql.Connection by setting system property 'oracle.jms.setNetworkTimeout' to false.



JMS-00400 to JMS-00448

JMS-00400: Destination name must be specified

Cause: A null Destination name was specified

Action: Specify a non-null destination name

JMS-00402: Class not found: {0}

Cause: The specified class was not found

Action: Make sure your CLASSPATH contains the class

JMS-00403: IO Exception {0}

Cause: IO exception

Action: See message is AQxmlException for details

JMS-00404: XML Parse Exception

Cause: An error occurred in the XML Parser layer

Action: See the message inside the linked AQxmlException for more information

JMS-00405: XML SAX Exception

Cause: An error occurred in the XML SAX layer

Action: See the message inside the linked AQxmlException for more information

JMS-00406: JMS Exception {0}

Cause: An error occurred in the JMS layer

Action: See the message inside the linked JMSEException for more information

JMS-00407: Operation not allowed on {0}

Cause: The specified operation is not allowed on this object

Action: n/a

JMS-00408: Conversion failed - invalid property type

Cause: An error occurred while converting the property to the requested type

Action: Use the method corresponding to the property data type to retrieve it

JMS-00409: No such element

Cause: Element with specified name was not found in the map message

Action: n/a

JMS-00410: XML SQL Exception

Cause: An error occurred in the JDBC SQL layer

Action: See the message inside the linked SQLException for more information

JMS-00411: Payload body cannot be null

Cause: An invalid body string or document was specified

Action: Specify a non-null body string or document

JMS-00412: Byte conversion failed

Cause: An invalid username/password was specified

Action: Specify a non-null username and password

JMS-00413: Autocommit not allowed for operation

Cause: The autocommit flag cannot be set for this operation

Action: Do not set the autocommit flag

JMS-00414: Destination owner must be specified

Cause: A null Destination owner was specified

Action: Specify a non-null destination name

JMS-00415: Invalid Visibility value

Cause: Visibility value specified is invalid

Action: Valid values are `AQxmlConstants.VISIBILITY_ONCOMMIT`,
`AQxmlConstants.VISIBILITY_IMMEDIATE`

JMS-00416: Invalid Dequeue mode

Cause: Invalid dequeue mode was specified

Action: Valid Dequeue modes are `AQxmlConstants.DEQUEUE_BROWSE`,
`AQxmlConstants.DEQUEUE_REMOVE`, `AQxmlConstants.DEQUEUE_LOCKED`,
`AQxmlConstants.DEQUEUE_REMOVE_NODATA`

JMS-00417: Invalid Navigation mode

Cause: An invalid navigation mode was specified

Action: The valid navigation modes are
`AQxmlConstants.NAVIGATION_FIRST_MESSAGE`,
`AQxmlConstants.NAVIGATION_NEXT_MESSAGE`,
`AQxmlConstants.NAVIGATION_NEXT_TRANSACTION`

JMS-00418: Invalid value for wait_time

Cause: Invalid value for wait type

Action: Wait time can be `AQDequeueOption.WAIT_FOREVER`,
`AQDequeueOption.WAIT_NONE` or any value greater than 0

JMS-00419: invalid ConnectionPoolDataSource

Cause: A null or invalid ConnectionPoolDataSource was specified

Action: Specify a valid OracleConnectionPoolDataSource object with the correct url
and user/password

JMS-00420: Invalid value for cache_size

Cause: An invalid cache_size was specified

Action: Cache size must be greater than 0

JMS-00421: Invalid value for cache_scheme

Cause: An invalid cache scheme was specified

Action: The valid cache schemes are
OracleConnectionCacheImpl.DYNAMIC_SCHEME
OracleConnectionCacheImpl.FIXED_WAIT_SCHEME

JMS-00422: Invalid tag - {0}

Cause: An invalid tag was encountered in the XML document

Action: Verify that the XML document conforms to the AQ schema

JMS-00423: Invalid value

Cause: An invalid value was specified

Action: Verify that the value specified in the XML document conforms to those specified in the AQ schema

JMS-00424: Invalid message header

Cause: The message header specified is null or invalid

Action: Specify a valid message header

JMS-00425: Property name must be specified

Cause: Property name was null

Action: Specify a non-null property name

JMS-00426: Property does not exist

Cause: Invalid property name specified. The property does not exist

Action: The property does not exist

JMS-00427: Subscriber name must be specified

Cause: Subscriber name was null

Action: Specify a non-null subscription name

JMS-00428: Valid message must be specified

Cause: message was null

Action: Specify a non-null message

JMS-00429: Register Option must be specified

Cause: Register option is null

Action: Specify a non-null Register Option

JMS-00430: Database Link must be specified

Cause: DB Link is null

Action: Specify a non-null Register Option

JMS-00431: Sequence Number must be specified

Cause: Register option is null

Action: Specify a non-null Register Option

JMS-00432: Status must be specified

Cause: status option is null

Action: Specify a non-null Register Option

JMS-00433: User not authenticated

Cause: User is not authenticated

Action: Specify an authenticated user

JMS-00434: Invalid data source

Cause: Data source is null or invalid

Action: Specify a valid data source

JMS-00435: Invalid schema location

Cause: Schema location is null or invalid

Action: Specify a valid URL for the schema

JMS-00436: AQ Exception

Cause: An error occurred in the AQ java layer

Action: See the message inside the AQxmlException and the linked exception for more information

JMS-00437: Invalid Destination

Cause: An invalid destination object was specified

Action: Specify a valid destination (Queue/Topic) object

JMS-00438: AQ agent {0} not mapped to a valid database user

Cause: The AQ agent specified does not map to a database user which has privileges to perform the requested operation

Action: Use dbms_aqadm.enable_db_access to map the agent to a database user with the required queue privileges

JMS-00439: Invalid schema document

Cause: The schema document specified is not valid

Action: Specify a valid URL for the schema document

JMS-00440: Invalid operations - agent {0} maps to more than one database user

Cause: The aq agent mapped to more than one database user in the the same session

Action: Map the aq agent to only one database user Check the aq\$internet_users view for database users that map to this agent

JMS-00441: {0} cannot be null

Cause: The specified parameter was null

Action: Specify a non-null value

JMS-00442: Name and Address for Agent cannot be null

Cause: Both the name and address parameters were specified as null

Action: Specify a non-null value for the name or address

JMS-00443: IMMEDIATE visibility mode not supported for this queue/topic

Cause: IMMEDIATE visibility mode not supported for JMS type queue/topic

Action: Use ON_COMMIT or the default visibility mode for JMS type queue/topic

JMS-00444: This feature is not supported yet

Cause: The requested feature is not yet supported

Action: wait for future releases that support the feature.

JMS-00445: Destination alias must be specified

Cause: A null Destination alias was specified

Action: Specify a non-null destination alias

JMS-00446: Agent alias must be specified

Cause: A null Agent alias was specified

Action: Specify a non-null agent alias

JMS-00447: error in accessing LDAP server


Cause: error in accessing the LDAP server

Action: check the LDAP server is up and the environment parameters provided to the servlet are correct

JMS-00448: Invalid Content-Type

Cause: Invalid Content-Type

Action: Content-Type must be "text/xml" or "application/x-www-form-urlencoded" with parameter name "aqxmldoc"



JZN-00000 to JZN-00330

JZN-00000: Normal, successful completion

Cause: The operation completed successfully.

Action: No action required.

JZN-00001: End of input

Cause: Processing has reached the end of available input.

Action: No action required.

JZN-00002: Invalid argument

Cause: The input argument was not a buffer, file, or stream.

Action: This is a programming error by the caller of the JavaScript Object Notation (JSON) facility. Contact Oracle Support Services.

JZN-00003: Input not specified

Cause: A parse or decode operation was requested without specifying input.

Action: Specify a buffer, file, or stream as input before attempting to parse or decode the input.

JZN-00004: Cannot open input file

Cause: The requested input file could not be found, or was not readable.

Action: Ensure that the file exists and that read permission is available.

JZN-00005: Syntax error

Cause: The JavaScript Object Notation (JSON) parser encountered syntactically invalid JSON.

Action: Correct the JSON input document.

JZN-00006: Invalid escape sequence

Cause: The JavaScript Object Notation (JSON) parser encountered an invalid sequence of characters following a backslash character.

Action: Correct the JSON input and remove or correct the invalid escape sequence.

JZN-00007: Object member key is not unique

Cause: The JavaScript Object Notation (JSON) parser detected a duplicate member key.

Action: Correct the JSON input and remove the duplicate key.

JZN-00008: Parse already in progress

Cause: An attempt was made to begin parsing an input while a parsing operation was already in progress.

Action: Close the previous parsing operation before beginning a new one.

JZN-00009: Unsupported encoding

Cause: The requested character encoding was not supported by JavaScript Object Notation (JSON).

Action: Convert the input to Unicode.

JZN-00010: Invalid byte sequence in character data

Cause: The parser encountered a sequence of bytes that were invalid for the specified character set.

Action: Correct the input source or ensure that the character encoding is correctly specified.

JZN-00011: Error reading input

Cause: An I/O error was encountered while reading input for parsing or decoding.

Action: None

JZN-00012: Premature end of input

Cause: The parser or decoder encountered the end of the input source while still expecting more data.

Action: None

JZN-00013: Stack overflow

Cause: The internal depth limit on the JavaScript Object Notation (JSON) hierarchy of containers (which may be objects, arrays, or both) was exceeded during a Document Object Model (DOM) read or write operation.

Action: None

JZN-00014: Stack underflow

Cause: An event sequence to render the JavaScript Object Notation (JSON) included a closing event for an unknown object or array.

Action: The input source is bad, likely due to a programming error.

JZN-00015: Name too long

Cause: The JavaScript Object Notation (JSON) parser encountered a member key name that exceeded the internal maximum.

Action: Parse the input without duplicate key checks.

JZN-00016: Serializer stream error

Cause: An I/O error was encountered while writing to the output stream.

Action: None

JZN-00017: Serializer buffer error

Cause: The data overflowed the fixed-size output buffer.

Action: Specify a larger output buffer consistent with the input supplied.

JZN-00018: Input to serializer is too large

Cause: The data overflowed the fixed-size output buffer.

Action: Specify a larger output buffer consistent with the input supplied.

JZN-00019: Cannot print without array wrapper

Cause: The result of the JavaScript Object Notation (JSON) expression could not be rendered without an array wrapper.

Action: If the expression results in a sequence of multiple results, the array wrapper option is required.

JZN-00020: Empty result

Cause: The path expression resulted in a null result.

Action: None

JZN-00021: Value to be printed was not scalar

Cause: An operation requested a scalar value, but the selected value was an object, array, or sequence and could not be returned.

Action: None

JZN-00022: Extra data after end of input

Cause: Additional data bytes were encountered after the expected end of input.

Action: None

JZN-00023: Length does not match data

Cause: The binary decoder encountered a data length that exceeded or did not match the actual data value.

Action: The input is corrupt.

JZN-00024: Unrecognized data type or code

Cause: The binary decoder encountered an unrecognized operation code.

Action: The input is corrupt.

JZN-00025: Invalid binary data

Cause: The binary decoder encountered invalid or inconsistent data while reading the input.

Action: The input is corrupt.

JZN-00026: Too many levels of nesting

Cause: The internal depth limit on the JavaScript Object Notation (JSON) hierarchy of containers (which may be objects, arrays, or both) was exceeded.

Action: None

JZN-00027: Internal error

Cause: An internal error occurred in the code.

Action: Contact Oracle Support Services.

JZN-00028: Out of memory

Cause: The operating system ran out of memory.

Action: Increase the memory available to the program.

JZN-00029: Data member too large

Cause: A data value in a Document Object Model (DOM) was too large to be encoded in binary form.

Action: None

JZN-00030: NULL pointer for required context

Cause: A NULL pointer was detected as an internal error condition.

Action: This is a programming error by the caller of the JavaScript Object Notation (JSON) facility. Contact Oracle Support Services.

JZN-00031: Invalid path expression

Cause: The JavaScript Object Notation (JSON) path expression could not be successfully parsed.

Action: Correct the invalid syntax.

JZN-00032: Invalid array position in path expression

Cause: The specified array position was invalid.

Action: Array positions must be non-negative integers.

JZN-00033: Invalid order of array indexes

Cause: In a comma-delimited set of array indexes, the array indexes were in descending order.

Action: Correct the array indexes so that they appear in ascending order.

JZN-00034: Field name too long

Cause: The field name exceeded 256 bytes.

Action: Select a shorter name for the field.

JZN-00035: Total field names too long

Cause: The total length of all field names exceeded the 65536 byte limit.

Action: None

JZN-00036: Array or object position out of bounds

Cause: An attempt was made to access either an element outside of the array bounds, or an object member outside of the list of members.

Action: None

JZN-00037: Invalid number

Cause: The string could not be interpreted as a numeric value.

Action: None

JZN-00038: Invalid date/time

Cause: The string could not be interpreted as a date or date/time.

Action: The data/time string must be in accordance with ISO-8601.

JZN-00039: Size overflow for JSON set encoding

Cause: The total size of the JavaScript Object Notation (JSON) objects exceeded the maximum allowed for JSON set-oriented storage.

Action: None

JZN-00040: Invalid specification

Cause: The Query-By-Example (QBE) specification was invalid.

Action: Correct the specification.

JZN-00041: JSON Patch operation could not be completed

Cause: The JavaScript Object Notation (JSON) Patch operation encountered an infeasible operation and could not be completed.

Action: None

JZN-00042: Modification not allowed on read-only object

Cause: Read-only JavaScript Object Notation (JSON) objects could not be modified by Document Object Model (DOM) operations.

Action: This is a programming error. Correct the error by copying the DOM to a read/write DOM and then executing the modification.

JZN-00043: Feature not implemented

Cause: This feature was not implemented yet.

Action: None

JZN-00044: Type conversion failed

Cause: A type conversion requested for JavaScript Object Notation (JSON) Path output could not be performed.

Action: None

JZN-00045: Invalid sequence of events

Cause: The JavaScript Object Notation (JSON) serializer encountered an incorrect event sequence and could not serialize the result.

Action: This is a programming error by the caller of the JSON facility. Contact Oracle Support Services.

JZN-00046: Requested key does not exist

Cause: An attempt was made to read a key from a Document Object Model (DOM) object node, but the key was not present in the DOM object node.

Action: This is a programming error.

JZN-00047: Cyclic reference to DOM node is not allowed

Cause: A Document Object Model (DOM) node could not be inserted below one of its own descendant nodes.

Action: This is a programming error.

JZN-00048: Multiple references to DOM node are not allowed

Cause: A Document Object Model (DOM) node could not be inserted because it is already present in the document node tree.

Action: This is a programming error.

JZN-00049: Input to JSON parser is empty

Cause: The input provided to the JSON parser was empty.

Action: This is an internal error message not visible to user.

JZN-00050: Character set conversion failed

Cause: The string could not be converted to or from UTF-8.

Action: This is an internal error message not visible to user.

JZN-00051: Invalid regular expression

Cause: The string supplied to 'eq_regex' or 'like_regex' could not be interpreted as a regular expression.

Action: Correct the expression.

JZN-00070: comma not preceded or followed by field or item

Cause: An unexpected or superfluous comma was encountered while parsing an object or array.

Action: This is an error in the JavaScript Object Notation (JSON) input.

JZN-00071: missing comma in object or array

Cause: A comma was expected between members of an object, or between items in an array.

Action: This is an error in the JavaScript Object Notation (JSON) input.

JZN-00072: object member is missing value

Cause: An object member name and colon was not followed by a member value.

Action: This is an error in the JavaScript Object Notation (JSON) input.

JZN-00073: missing colon in member:value pair

Cause: An object member name was not followed by a colon.

Action: This is an error in the JavaScript Object Notation (JSON) input.

JZN-00074: member name not enclosed in double quotation marks

Cause: An object member name was not enclosed in double quotation marks, and either contained or started with a character that was not allowed.

Action: This is an error in the JavaScript Object Notation (JSON) input.

JZN-00075: string value not enclosed in double quotation marks

Cause: A string value was not enclosed in double quotation marks.

Action: This is an error in the JavaScript Object Notation (JSON) input.

JZN-00076: number could not be parsed

Cause: A JavaScript Object Notation (JSON) number was encountered that

Action: This is an error in the JSON input.

JZN-00077: invalid ASCII control character

Cause: An invalid byte value was read from the JavaScript Object Notation (JSON) input. ASCII control characters are not allowed in JSON text.

Action: This is an error in the JSON input.

JZN-00078: Invalid JSON keyword

Cause: A literal value was encountered that could not be interpreted as a JSON literal. Allowed JSON literals are 'true', 'false', and 'null'.

Action: This is an error in the JSON input.

JZN-00079: missing quotation mark in the string

Cause: A member name or string value beginning with a quotation mark did not have a closing quotation mark.

Action: This is an error in the JavaScript Object Notation (JSON) input.

JZN-00201: Unquoted punctuation in step

Cause: A path step contained punctuation characters.

Action: Enclose the step in double quotation marks.

JZN-00202: Escape sequence must be in quotation marks

Cause: A backslash escape sequence was not enclosed in quotation marks.

Action: Enclose the string in double quotation marks.

JZN-00203: Invalid escape sequence

Cause: An escape sequence beginning with a backslash contained invalid characters.

Action: Correct the invalid escape sequence.

JZN-00204: Invalid surrogate pair

Cause: The surrogate pair was invalid. A surrogate pair must consist of a high surrogate followed by a low surrogate.

Action: Correct the invalid surrogate pair.

JZN-00205: Array subscript too long

Cause: A subscript within an array step was too long to be interpreted.

Action: Shorten the array step.

JZN-00206: Array subscript invalid range

Cause: An array range subscript had a start position greater than the end position.

Action: Reverse the start and end positions to create a valid range.

JZN-00207: Variable name is invalid

Cause: The variable name was invalid. A variable name must be alphanumeric and cannot start with a number.

Action: Correct the variable name.

JZN-00208: Path must start with a dollar sign (\$) character

Cause: A path did not start with a dollar sign (\$) character.

Action: Start the path with a dollar sign (\$) character.

JZN-00209: Unexpected characters after end of path

Cause: Trailing characters followed the end of the path.

Action: Remove the trailing or corrupted characters.

JZN-00210: Empty array subscript

Cause: An array step was empty.

Action: Specify a subscript, range, or series of entries.

JZN-00211: Invalid array subscript

Cause: The specified array position was invalid.

Action: Array positions must be non-negative integers.

JZN-00212: Array wildcard must be used alone

Cause: The array wildcard (*) character was not specified by itself in an array subscript.

Action: Remove all other parts of the subscript.

JZN-00213: Object key wildcard must be used alone

Cause: The key wildcard (*) character did not appear by itself in a key step.

Action: Remove extraneous characters from the key step.

JZN-00214: Missing square bracket in array step

Cause: An array step had mismatching square bracket ([]) characters.

Action: Add the missing closing square bracket character.

JZN-00215: Array step contains unexpected characters

Cause: An array step contained invalid characters and could not be interpreted.

Action: Array steps must contain numbers, ranges, or comma-delimited numbers and ranges.

JZN-00216: Unclosed quoted step

Cause: A step beginning with a quotation mark did not have a closing quotation mark.

Action: Add the missing quotation mark.

JZN-00217: Key step contains unexpected characters

Cause: A key step contained invalid characters and could not be interpreted.

Action: Unquoted key steps must be alphanumeric and begin with an alphabetic character. Otherwise, enclose the step in quotation marks.

JZN-00218: Invalid JSON literal

Cause: A JavaScript Object Notation (JSON) literal must be 'true', 'false', or 'null'.

Action: None

JZN-00219: Literal contains unexpected characters

Cause: A JavaScript Object Notation (JSON) literal must be 'true', 'false', or 'null'.

Action: None

JZN-00220: Invalid number

Cause: The value could not be interpreted as a number.

Action: None

JZN-00221: Numeric overflow

Cause: The numeric value could not be converted to binary because of an overflow.

Action: None

JZN-00222: Invalid regular expression

Cause: The expression supplied to 'eq_regex' or 'like_regex' was not a valid regular expression.

Action: Correct the expression.

JZN-00223: Unsupported operator

Cause: The 'not_in' operator was specified in an expression.

Action: Use a logical not surrounding an 'in' expression instead.

JZN-00224: Unexpected characters in comparison operator

Cause: Unexpected characters were present in the expression.

Action: Remove the unexpected characters from the expression.

JZN-00225: Comparison with expression must involve a path

Cause: A comparison operation with an expression did not involve a path.

Action: None

JZN-00226: Not operator must be followed by parenthetical expression

Cause: The expression after a not operator was not enclosed in parentheses.

Action: Enclose the expression in parentheses.

JZN-00227: Comparison must be against 'true' or 'false'

Cause: The comparison was not against a JavaScript Object Notation (JSON) 'true' or 'false' literal.

Action: None

JZN-00228: Question mark must be followed by parenthetical expression

Cause: A question mark introduced a filter that was enclosed in parentheses.

Action: Enclose the filter condition in parentheses.

JZN-00229: Missing parenthesis in parenthetical expression

Cause: A parenthetical expression was missing a closing parenthesis.

Action: Append a closing parenthesis to close the expression.

JZN-00230: Unexpected characters in expression

Cause: Unexpected characters were present in the expression.

Action: Remove the unexpected characters from the expression.

JZN-00231: Unquoted Unicode character

Cause: A Unicode character appeared outside of quotation marks.

Action: Surround the path step or value with quotation marks.

JZN-00232: Expected a '.' following step

Cause: After a path step, a '.' separator was expected.

Action: None

JZN-00233: Invalid character at start of step

Cause: The next path step started with an invalid character.

Action: None

JZN-00234: Invalid '@' outside of predicate

Cause: An '@' character appeared in the path outside of a predicate clause.

Action: None

JZN-00235: Invalid '\$' inside of predicate

Cause: A '\$' appeared in the path inside of a predicate clause.

Action: None

JZN-00236: missing or invalid function or operator

Cause: A predicate expression was missing an operator or specified a function that was not valid.

Action: None

JZN-00237: invalid comparison of two path expressions

Cause: A predicate expression contained a path expression on both the left and right sides of the operator.

Action: None

JZN-00238: path expression has more than one predicate

Cause: A path expression had more than one predicate expression at the top level. At most, one predicate expression is allowed at the top level.

Action: None

JZN-00239: predicate expression before final path step

Cause: A path expression contained a predicate expression prior to the final step in the path. If an expression has a predicate at the top level, it must be the final step in the path.

Action: None

JZN-00240: invalid characters in array range subscript

Cause: The specified array range contained invalid characters. Array ranges are specified using the keyword 'to' between the start and end of the range.

Action: Array positions must be non-negative integers.

JZN-00241: invalid Function at the end of path

Cause: The specified function is not valid.

Action: None

JZN-00242: parentheses nested too deeply

Cause: A path expression contained too many levels of nested parentheses.

Action: None

JZN-00250: JSON Patch specification must be an array of operations

Cause: The JavaScript Object Notation (JSON) Patch specification was not an array. A JSON Patch specification must be an array, listing an ordered series of operations to be performed.

Action: Refer to the JSON Patch standard.

JZN-00251: JSON Patch operations must be objects

Cause: The JavaScript Object Notation (JSON) Patch specification array contained some non-object members. Each element of the JavaScript Object Notation (JSON) Patch specification array must be an object describing a patch operation to be performed.

Action: Refer to the JSON Patch standard.

JZN-00252: No 'op' code for patch operation

Cause: An object in a JavaScript Object Notation (JSON) Patch specification was missing an 'op' code.

Action: Refer to the JSON Patch standard.

JZN-00253: Invalid path for patch operation

Cause: The 'path' or 'from' clause in a patch operation could not be parsed.

Action: Refer to the JavaScript Object Notation (JSON) Pointer specification.

JZN-00254: Invalid 'op' code for patch operation

Cause: The 'op' code could not be interpreted.

Action: An 'op' code must be a string and must be one of the standard JavaScript Object Notation (JSON) Patch operators.

JZN-00255: Unknown key name in patch operation

Cause: The operation contained a key that is not specified by JavaScript Object Notation (JSON) Patch.

Action: Remove the invalid key.

JZN-00256: Patch operation requires a path

Cause: The target path for an operation was not specified.

Action: Ensure that all operations have a valid target path.

JZN-00257: 'path' or 'from' key must have a string value

Cause: The path specified for a 'path' or 'from' field was not a string.

Action: Ensure that all operations have a valid target path.

JZN-00258: From path not allowed for operation

Cause: The 'from' path was specified for an operation that does not allow it. 'from' is only allowed in the 'move' and 'copy' operations.

Action: Remove the 'from' path.

JZN-00259: 'value' is not allowed for operation

Cause: A 'value' was specified for an operation that does not allow it. A 'value' is not allowed in 'remove', 'move', and 'copy'.

Action: Remove the 'value' field.

JZN-00260: 'from' path is required for operation

Cause: A 'move' or 'copy' operation was missing a 'from' path.

Action: Specify a 'from' path in those operations.

JZN-00261: 'value' is required for operation

Cause: An 'add', 'replace', or 'test' operation was missing a target value.

Action: Specify a 'value' in those operations.

JZN-00262: Cyclic 'move' requested

Cause: The target 'path' specified is a child of the 'from' path.

Action: Correct the paths.

JZN-00300: Conflicting inclusion or exclusion rules

Cause: The including rule for a parent node conflicted with the explicit rule asserted for a child node. The projection specification is invalid.

Action: Remove the child node, or change the child node to match any sibling nodes.

JZN-00301: Projection specification must be an object

Cause: A projection specification was an array or JavaScript Object

Action: Ensure that the specification root is an object node.

JZN-00302: Include or exclude rule could not be interpreted

Cause: The rule did not use 'true', 'false', 1, 0, "include", or "exclude".

Action: Correct the invalid rule.

JZN-00303: NULL or invalid path

Cause: A path was either invalid or NULL.

Action: None

JZN-00304: Keys must be numbers or strings

Cause: An argument to \$id was not a number or string.

Action: Do not use null, booleans, objects, or arrays in a \$id expression.

JZN-00305: Array of values was empty

Cause: An array of values for \$in, \$all, or \$id did not any values. The array of values must have at least one value.

Action: Do not pass an empty array to the operators.

JZN-00306: Array must contain only scalar values

Cause: An array of values for \$in, \$all, or \$id contained object or array members. The array of values must contain only scalar values.

Action: Do not use objects or arrays within an array of values.

JZN-00307: \$between must have two values in array

Cause: A minimum and maximum value were not specified for the \$between operator. The \$between operator must be given an array with a minimum and a maximum value.

Action: Use a null for the minimum or maximum value to indicate that the range is open on one end. The values must be scalars, and at least one of the two values must not be null.

JZN-00308: Spatial operators must be at the outermost level

Cause: The \$near, \$within, and \$intersect operators were not used at the outermost level of the Query-By-Example (QBE).

Action: None

JZN-00309: Spatial operators must specify \$geometry

Cause: The \$near, \$within, and \$intersect operators were not given a GeoJSON object as the value of the \$geometry key.

Action: None

JZN-00310: \$distance parameter is not allowed

Cause: The \$distance parameter was used with an operator other than \$near. Only the \$near operator may include values for \$distance and \$unit.

Action: None

JZN-00311: \$distance parameter must be numeric

Cause: The \$distance parameter was specified with a value that was not a JavaScript Object Notation (JSON) number.

Action: None

JZN-00312: \$unit parameter must be a string

Cause: The \$unit parameter was not a JavaScript Object Notation (JSON) string. The \$unit parameter should be a string specifying a unit of measure such as 'mile'. It may not be a number or JSON literal, nor an object or array.

Action: None

JZN-00313: Unknown key found in spatial operator

Cause: The spatial operator contained a key that did not match the expected values. All spatial operators must have a \$geometry value, and the \$near operator may have \$distance and \$unit values. Other keys are not allowed.

Action: None

JZN-00314: \$distance parameter is required

Cause: The \$near operator did not specify a value for \$distance.

Action: None

JZN-00315: Empty objects not allowed

Cause: An empty object was found in the filter specification. An empty object is meaningless and not allowed in the filter specification.

Action: None

JZN-00316: Object with at least one field object must follow modifier

Cause: A modifier operator was not followed by an object, or was followed by an object with no fields. Modifiers include \$not, datatype casts such as \$number, simple conversions such as \$type, and structural operators such as \$type.

Action: None

JZN-00317: Target of spatial operation must be an object

Cause: A \$near, \$within, or \$intersect operator was not followed by an object containing the spatial parameters.

Action: None

JZN-00318: Invalid operator within modifier

Cause: A modifier operator (such as \$not) was used around a \$and, \$or, \$nor, \$id, or another modifier operator. Modifiers may not be used around those operators.

Action: None

JZN-00319: Value of string matching operator must be a string

Cause: The value supplied to the \$regex, \$hasSubstring, \$startsWith, or \$like operators was not JavaScript Object Notation (JSON) string.

Action: None

JZN-00320: Value of comparison operator must be a scalar

Cause: The value supplied to an operator was not a JavaScript Object Notation (JSON) scalar value.

Action: Use only strings, numbers, or JSON literals; do not use an object or array.

JZN-00321: Value of the operator must be a string or number

Cause: The value supplied to \$eq, \$ne, or \$exists was not a JavaScript Object Notation (JSON) string or number.

Action: Use only strings or numbers; do not use an object or array, and do not use the JSON literals 'true', 'false', or 'null'.

JZN-00322: Value of set comparison operator must be an array

Cause: The value supplied to \$in, \$all, \$id, or \$between was not an array.

Action: None

JZN-00323: Elements in a conjunction array must be objects

Cause: An element of an array for \$and, \$or, or \$nor was not an object.

Action: None

JZN-00324: \$id operator must be at the outermost level

Cause: The \$id operator supplying document keys was not used at the outermost level of the Query-By-Example (QBE).

Action: None

JZN-00325: Cannot combine sub-expression with other filters

Cause: A downscoped sub-expression was used in the same scope as a normal filter condition.

Action: None

JZN-00326: Values for \$orderby conditions must be integers

Cause: An order by condition did not give an integer value. Objects, arrays, strings, and other literals are not allowed to specify ordering criteria.

Action: Use only positive and negative integer values for the ordering criteria. Use negative values for descending order and positive values for ascending order.

JZN-00327: Query specification must be an object

Cause: The query specification root was an array or scalar. A query specification must be an object.

Action: Ensure that the specification root is an object node.

JZN-00328: Order by specification must be an object or array

Cause: A \$orderby specification was not an object or array. It may not be a JavaScript Object Notation (JSON) scalar.

Action: Ensure that the specification root is an object or array node.

JZN-00329: Order by field must specify a path

Cause: A field of a \$orderby array must specify a path.

Action: Ensure that all field objects in the array specify a path.

JZN-00330: Order by array contained invalid item

Cause: The items in a \$orderby array must be sort field specification objects. The objects must contain only fields for 'path', 'datatype', 'maxLength', and 'order'.

Action: Ensure that all items in the array are valid field specification objects.

KFED-00323 to KFED-00403

KFED-00323: Header for device *[string]* has an invalid block checksum.

Cause: The disk header had corrupted data. The block checksum was invalid.

Action: Contact Oracle Support Services.

KFED-00324: Header for device *[string]* has an invalid label checksum.

Cause: The label block had corrupted data. The label checksum was invalid.

Action: Contact Oracle Support Services.

KFED-00325: Disk *[string]* belongs to disk group *[string]*.

Cause: The disk to be stamped was part of an ASM disk group.

Action: Drop the disk from the disk group or use the `-force` option to overwrite the labels.

KFED-00326: Disk *[string]* has a label *[string]*. Use `-force` to overwrite.

Cause: The disk label was not blank.

Action: Use the `-force` option to overwrite the disk label.

KFED-00327: Disk *[string]* has a site label *[string]*. Use `-force` to overwrite.

Cause: The site label was not blank.

Action: Use the `-force` option to overwrite the site label.

KFED-00328: Disk *[string]* has a fail group label *[string]*. Use `-force` to overwrite.

Cause: The fail group label was not blank.

Action: Use the `-force` option to overwrite the fail group label.

KFED-00329: Specified disk label *[string]* is greater than the maximum size *[number]*.

Cause: The disk label provided was too large.

Action: Provide a shorter disk label.

KFED-00330: The site label *[string]* is invalid.

Cause: An invalid site label was supplied.

Action: Specify a site name which is at least one character but no more than 15 characters in length. A site name consists of alphanumeric characters plus the hyphen character (a..z, A..Z, 0..9, -). It cannot begin with a numeric character. It cannot begin or end with the hyphen (-) character.

KFED-00331: Specified fail group label *[string]* is greater than the maximum size *[number]*.

Cause: The fail group label provided was too large.

Action: Provide a shorter fail group label.

KFED-00332: Device [*string*] is not formatted as an ASM disk.

Cause: The device provided was not recognized as an ASM disk.

Action: Add the disk to the ASM discovery path.

KFED-00333: Device [*string*] is an Exadata disk.

Cause: An attempt was made to stamp an Exadata disk.

Action: Specify a device that is not managed by an Exadata.

KFED-00400: Operating system dependent operation: *string* failed with status: *string*

Cause: There was an operating system call error.

Action: Contact Oracle Support Services.

KFED-00401: Operating system failure message: *string*

Cause: There was an operating system call error.

Action: Contact Oracle Support Services.

KFED-00402: failure occurred at: *string*

Cause: There was an operating system call error.

Action: Contact Oracle Support Services.

KFED-00403: additional information: *string*

Cause: There was an operating system call error.

Action: Contact Oracle Support Services.

KFNDG-00200 to KFNDG-00701

KFNDG-00200: invalid syntax

Cause: Invalid syntax for renamedg was specified.

Action: Try renamedg -help for more information.

KFNDG-00201: invalid arguments

Cause: Invalid key or value was specified for renamedg.

Action: Try renamedg -help for more information.

KFNDG-00202: invalid value (*string*) for parameter phase

Cause: Incorrect value for parameter PHASE was specified.

Action: Valid values for parameter PHASE are ONE, TWO, BOTH. Retry with correct values.

KFNDG-00203: disk group name (*string*) exceeds maximum allowed length *number*

Cause: Invalid disk group name was specified.

Action: Disk group name can be a maximum of 32 characters.

KFNDG-00204: disk group name *string* has invalid characters

Cause: Invalid disk group name was specified.

Action: Disk group name can only contain alphabetic, numeric and the underscore (_) characters.

KFNDG-00205: failed to interpret configuration file name

Cause: Invalid configuration file name was specified.

Action: Verify configuration file name and folder permissions and retry renamedg.

KFNDG-00301: new disk group (*string*) already exists, ignoring renamedg

Cause: disk group specified in NEWDGNAME already exists.

Action: None

KFNDG-00302: disk (*string:string*) does not contain a valid header

Cause: Device header could not be located or corrupt.

Action: Verify if the device mentioned is an ASM disk device.

KFNDG-00303: failed to update disk group name for *string*

Cause: Insufficient privileges or write error in disk.

Action: Verify disk permissions and retry renamedg. Also, see log for additional information.

KFNDG-00304: unable to access heartbeat block of the device *string:string*

Cause: Heartbeat block of the disk was corrupt.

Action: Verify disk header with ASM utilities, retry renamedg.

KFNDG-00305: failed to create configuration file

Cause: Insufficient privileges or invalid path.

Action: Verify folder permissions and retry the command.

KFNDG-00306: unable to write to configuration file

Cause: Insufficient privileges.

Action: Check file permissions and retry renamedg.

KFNDG-00307: unable to read configuration file

Cause: Insufficient privileges or disk read error.

Action: Check file permissions and retry renamedg.

KFNDG-00308: failed to process configuration file entry: *string*

Cause: Configuration file was corrupt.

Action: Check file information and retry renamedg.

KFNDG-00401: allocation unit size conflict (*number, number*)

Cause: Allocation unit size of disk group and the disk did not match.

Action: Verify that the device is not corrupt and retry renamedg.

KFNDG-00402: ASM metadata block size conflict (*number, number*)

Cause: Metadata block size of the disk group and disk did not match.

Action: Verify if the device is not corrupt and retry renamedg.

KFNDG-00403: not all disks of disk group *string* were discovered

Cause: Offline disks were present in the specified disk group.

Action: Refer to Oracle Database Storage Administrator's Guide for more details.

KFNDG-00404: disk group *string* contains offline disks, ignoring renamedg

Cause: Disk group with offline disks could not be renamed.

Action: Refer to Oracle Database Storage Administrator's Guide for more details.

KFNDG-00405: specified disk group *string* appears to be mounted

Cause: Disk group was mounted.

Action: Unmount the disk group and retry renamedg.

KFNDG-00406: disk group (*string*) is in use by CSS

Cause: Cluster Synchronization Service(CSS) was using the disk group to be renamed.

Action: Refer to crsctl command to relocate voting disks from disk group.

KFNDG-00407: Could not find disks for disk group *string*

Cause: No disks were discovered for disk group.

Action: Try renamedg with a different discovery string.

KFNDG-00408: disk (*string:string*) could not be discovered

Cause: Disk was either deleted or moved.

Action: None

KFNDG-00409: disk (*string*) doesn't belong to disk group (*string*)

Cause: Disk is not part of the specified disk group.

Action: None

KFNDG-00410: failed to discover devices in folder *string*

Cause: Insufficient privileges or invalid discovery string.

Action: See log for additional details.

KFNDG-00600: internal error *string*

Cause: An internal error occurred while executing renamedg.

Action: Contact Oracle Support Services.

KFNDG-00601: fatal error *string*

Cause: A fatal error occurred while executing renamedg.

Action: Contact Oracle Support Services.

KFNDG-00603: failed to initialize device discovery

Cause: Error occurred while communicating with generic services layer.

Action: Contact Oracle Support Services.

KFNDG-00700: system dependent error (*number, string, string, string*) occurred

Cause: Internal system error occurred.

Action: Contact Oracle Support Services.

KFNDG-00701: Error *number* while performing I/O

Cause: I/O failure.

Action: Contact Oracle Support Services.



KFOD-00106 to KFOD-00403

KFOD-00106: Option 'cell=true' is only supported on Oracle Exadata.

Cause: An attempt was made to run an operation with an option that is only supported on Oracle Exadata.

Action: Retry the operation without the 'cell=true' option.

KFOD-00302: Error encountered in device access layer: *string*

Cause: The device access layer failed with the included error message.

Action: See the returned error message for details.

KFOD-00316: Error acquiring ASM discovery string: *string*

Cause: Call to the Grid Plug and Play service to request disk discovery string failed.

Action: Ensure that the Grid Plug and Play component of Cluster Ready Services is available. If Grid Plug and Play is operational and command still fails, contact Oracle Support Services.

KFOD-00317: error returned from Patch Query API: *string*

Cause: A call to the Patch Query API returned unsuccessfully.

Action: See the returned error message for details.

KFOD-00318: unable to retrieve error message from Patch Query API: *string*

Cause: A call to the Patch Query API returned unsuccessfully.

Action: See the returned error message for details.

KFOD-00320: Invalid operation or option for this cluster type

Cause: This operation is invalid for this cluster type

Action: Retry the operation with cluster=true

KFOD-00321: failed to read the credential file *string*

Cause: The credential file was not valid.

Action: Verify that the credential file is valid and accessible. Ensure that the user has read access permission on the credential file. Rerun the command.

KFOD-00322: credential file not specified

Cause: The previous 'kfod' command was rejected because it did not include a valid credential file name.

Action: Reexecute the 'kfod' command providing a valid credential file name. Refer to the command line help for information.

KFOD-00323: Member cluster version '*string*' in the credential file does not match software version '*string*'.

Cause: There was a version mismatch between the member cluster version in the credential file and the software version.

Action: Install a version of the member cluster that matches the version in the credential file.

KFOD-00324: The member cluster version '*string*' is incompatible with the storage server version '*string*'.

Cause: The member cluster installation or upgrade was not supported by the storage server configured at the version listed in the message.

Action: Install or upgrade the member cluster to a version that is compatible with the storage server. Refer to the product documentation for information.

KFOD-00325: failed to verify member cluster '*string*'\n*nstring*

Cause: The member cluster installation verification failed. The possible causes are: - A member cluster with the same name was already configured. - A member cluster with the same name was deinstalled, but the member cluster's configuration was not removed at the Storage Server.

Action: Verify if there is already a member cluster with the name listed in the message by executing the 'asmcmd lsc' command on the storage server. If the member cluster is configured and in use, execute the 'asmcmd mkcc' command on the storage server, and provide an unused member cluster name to generate a new credential file. Retry the Grid Infrastructure installation using the new credential file. If the member cluster is configured and not in use, deinstall the existing member cluster. Execute the 'asmcmd rmcc' command on the storage server to delete the member cluster configuration. Retry the Grid Infrastructure installation. If the member cluster is not configured or if the error persists, contact Oracle Support Services.

KFOD-00326: Member cluster(s) '*string*' will be incompatible if the storage server is upgraded to version '*string*'.

Cause: Storage server upgrade to the listed version failed because the listed member cluster will become incompatible.

Action: Upgrade the storage server to a version that is compatible with all of the configured member clusters. If the storage server could not be upgraded to a compatible version, forcibly upgrade the Storage Server using the procedure documented in the product documentation.

KFOD-00327: failed to delete member cluster '*string*'\n*nstring*

Cause: There was a failure in deleting the member cluster configuration. The accompanying error message provides the details.

Action: Examine the accompanying error message, address the reported issue and retry the operation.

KFOD-00328: Member cluster installation or upgrade failed because the storage server is in the 'In Rolling Upgrade' or the 'In Rolling Patch' state.

Cause: The member cluster installation or upgrade was rejected because the storage server was in the 'In Rolling Upgrade' or the 'In Rolling Patch' state.

Action: Retry the installation or upgrade procedure after the Storage Server upgrade or patching has completed.

KFOD-00329: no cluster name specified

Cause: The previous 'kfod' command was rejected because it did not include a cluster name.

Action: Reexecute the 'kfod' command providing a valid cluster name. Refer to the command line help for information.

KFOD-00330: invalid cluster name '*string*' specified

Cause: An invalid cluster name was supplied to the 'kfod' utility.

Action: Specify a cluster name which is at least one character but no more than 15 characters in length. The cluster name must be alphanumeric, it cannot begin with a numeric character, and it may contain hyphen (-) characters. However, it cannot end with a hyphen (-) character.

KFOD-00331: forcibly deleted member cluster '*string*'

Cause: The configuration for the member cluster listed in the message was forcibly deleted.

Action: The member cluster listed in the message will no longer be able to access the storage server. Follow the steps to enable access from the member cluster. - Delete all the Oracle Clusterware files in the '+<diskgroup_name>/<client_cluster_name>/' directory in all disk groups. - Deinstall the member cluster. - Install the member cluster.

KFOD-00334: failed to list the configured member clusters*nstring*

Cause: A failure occurred while attempting to display the member cluster configuration. The accompanying error message provides the details.

Action: Examine the accompanying error message, address the reported issue and retry the operation.

KFOD-00335: command not supported

Cause: An attempt was made to run an operation that is not supported by the configured cluster.

Action: Refer to the command line help for usage.

KFOD-00336: failed to enable Oracle Flex ASM*nstring*

Cause: There was a failure in enabling the Oracle Flex ASM configuration. The accompanying error message provides the details.

Action: Examine the accompanying error message, address the reported issue and retry the operation.

KFOD-00337: failed to create member cluster '*string*'*nstring*

Cause: There was a failure in creating the member cluster configuration. The accompanying error message provides the details.

Action: Examine the accompanying error message, address the reported issue and retry the operation.

KFOD-00338: failed to get OS user; failing function: '*string*'*n*

Cause: There was an error retrieving the operating system user. The named function did not succeed.

Action: Contact Oracle Support Services

KFOD-00340: incompatible input arguments '*string*' and '*string*'

Cause: A command line argument was specified that was incompatible either with another argument or with the current cluster type.

Action: Refer to the command line help for usage.

KFOD-00341: Oracle ASM File Security operation failed

Cause: This is an internal error.

Action: Contact Oracle Support Services.

KFOD-00342: Site GUID for disk '*string*' is invalid.

Cause: This is an internal error.

Action: Examine the Globally Unique Identifier for the site using the command 'cellcli -e list cell attributes siteId'. Contact Oracle Support Services.

KFOD-00343: Rack GUID for disk '*string*' is invalid.

Cause: This is an internal error.

Action: Examine the Globally Unique Identifier for the rack using the command 'cellcli -e list cell attributes rackId'. Contact Oracle Support Services.

KFOD-00344: unable to access credential file '*string*'

Cause: The specified credential file could not be read.

Action: Ensure that the specified credential file can be read.

KFOD-00400: Operating system dependent operation: *string* failed with status: *string*

Cause: Operating system call error.

Action: Contact Oracle Support Services.

KFOD-00401: Operating system failure message: *string*

Cause: Operating system call error.

Action: Contact Oracle Support Services.

KFOD-00402: failure occurred at: *string*

Cause: Operating system call error.

Action: Contact Oracle Support Services.

KFOD-00403: additional information: *string*

Cause: Operating system call error.

Action: Contact Oracle Support Services.

KUP-00552 to KUP-11606

KUP-00552: internal XAD package failed to load

Cause: An error was encountered while attempting to initialize the XAD package.

Action: This message should be accompanied by other error message(s) indicating the cause of the error.

KUP-00554: error encountered while parsing access parameters

Cause: The parser detected a syntax error.

Action: This message should be accompanied by other error message(s) indicating the cause of the error.

KUP-00561: invalid length for binary integer field *string*\n

Cause: An integer field was specified with an invalid length. The only supported lengths for binary integer fields are 1, 2, 4, and 8.

Action: n/a

KUP-00562: unknown escape sequence\n

Cause: An unknown escape sequence was specified to the parser. An escape sequence is a backslash followed by a character.

Action: Consult documentation for list of allowable control characters.

KUP-00600: internal error, arguments [*string*] [*string*] [*string*] [*string*] [*string*]

Cause: An internal XAD error occurred.

Action: Contact Oracle Support.

KUP-00601: fatal XAD error

Cause: A fatal error has occurred.

Action: This message should be accompanied by other error message(s) indicating the cause of the error.

KUP-01006: error signalled during parse of access parameters

Cause: An error was signalled during parsing of the access parameters.

Action: This message should be accompanied by other error message(s) indicating the cause of the error.

KUP-01007: at line *number* column *number*

Cause: This is an informational message indicating the line and column where a syntax error was detected.

Action: n/a

KUP-01008: the bad identifier was: *string*

Cause: This is an informational message indicating the identifier token that caused a syntax error.

Action: n/a

KUP-02000: wrong message file version (msg *number* not found)

Cause: The kupxx.msb file is not the correct version.

Action: Check that the installation was done correctly.

KUP-02001: unrecognized punctuation symbol "*string*"

Cause: An illegal punctuation character was encountered.

Action: Remove the illegal character.

KUP-02002: unexpected end of input file reached

Cause: This is probably caused by failure to supply the closing quote for a quoted string.

Action: Correct the input.

KUP-02003: unrecognized character: *string*

Cause: An input character that is neither an alpha, digit, or punctuation was encountered.

Action: Remove the character.

KUP-02004: quoted string too big

Cause: A quoted string longer than 2000 bytes was encountered.

Action: This may be caused by a missing close quote. If so, add the missing quote, otherwise shorten the string.

KUP-02005: token too big

Cause: A token longer than 1000 bytes was encountered

Action: Tokens must be separated by whitespace or punctuation. Either add the missing whitespace or punctuation, or shorten the token.

KUP-02006: script line too long

Cause: a line longer than 500 bytes was encountered

Action: break the line up into shorter lines

KUP-03001: fatal error during library cache pre-loading

Cause: This message should be accompanied by other error message(s) indicating the cause of the error.

Action: Check the accompanying errors.

KUP-03002: end position (*number*) <= start position (*number*) for field: *string*

Cause: Error in specifying position for the specified field in the access parameters."

Action: Check that the specified end position is greater than the specified start position.

KUP-03003: absolute end(*number*) - start(*number*) != fieldlength (*number*) for field *string*

Cause: The number of bytes occupied by the field as specified by the starting offset and ending offset of the field is not the same as the number of bytes specified for the datatype of the field.

Action: Verify the absolute begin/end position(s) specified match the length of the field.

KUP-03004: absolute end (*number*) specified with relative start (*number*) for field *string*

Cause: The position of field was specified with a relative start and an absolute end.

Action: Use relative end with relative start

KUP-03005: relative end (*number*) specified does not match fieldlen(*number*) for field *string*

Cause: The number of bytes specified by the relative end position for the field does not match the number of bytes in the datatype.

Action: Correct either the datatype length or the relative end position.

KUP-03006: error initializing handle for character set *string*

Cause: Error attempting to retrieve information for the character set.

Action: Verify that the character set name is valid.

KUP-03007: end position (*number*) is less than start position (*number*) for range

Cause: A byte range specified a start position that comes after the end position.

Action: Verify the start and end positions are correctly specified.

KUP-03008: OCI error getting column parameters.

Cause: An error occurred while trying to obtain column parameters.

Action: Contact Oracle Support.

KUP-03009: OCI error getting column name.

Cause: An error occurred while trying to obtain column name.

Action: Contact Oracle Support.

KUP-03010: OCI error getting database column type.

Cause: An error occurred while trying to obtain database column type.

Action: Contact Oracle Support.

KUP-03011: OCI error getting database column size.

Cause: An error occurred while trying to obtain database column size.

Action: Contact Oracle Support.

KUP-03012: OCI error getting database column precision.

Cause: An error occurred while trying to obtain database column precision.

Action: Contact Oracle Support.

KUP-03013: OCI error getting database column scale.

Cause: An error occurred while trying to obtain database column scale.

Action: Contact Oracle Support.

KUP-03014: OCI error getting datetime fsprecision.

Cause: An error occurred while trying to obtain a datetime column precision value."

Action: Contact Oracle Support.

KUP-03015: OCI error getting datetime lfpresicion.

Cause: An error occurred while trying to obtain database column precision.

Action: Contact Oracle Support.

KUP-03016: length specified for FIXED records must be greater than 0\n

Cause: A record format of FIXED was specified with a length of 0.

Action: n/a

KUP-03017: length specified for VARIABLE records must be greater than 0\n

Cause: A record format of VARIABLE was specified with a length of 0.

Action: n/a

KUP-03018: invalid date mask "string" specified for column string\n

Cause: The date mask for the specified column is invalid.

Action: n/a

KUP-03019: directory object not specified in LOBFILE clause for field string\n

Cause: A LOBFILE clause was specified for the field, but no directory object was specified. When no directory object is specified, then the default directory specified for the external table is used, but no default directory was specified.

Action: Specify a directory object in the LOBFILE clause or specify a default directory for the external table.

KUP-03020: empty delimiter specified for record\n

Cause: An empty delimiter string was specified for a record delimiter.

Action: Specify the string used to delimiter records.

KUP-03021: clause references unknown field string\n

Cause: A WHEN, NULLIF or DEFAULTIF clause referenced a field that doesn't exist in the data file.

Action: n/a

KUP-03022: lob data could not be found for field string\n

Cause: The field specified in the data source that contains the name of the lob file for the record could not be identified.

Action: n/a

KUP-03023: string for TERMINATED BY or ENCLOSED BY clause for record is longer than maximum number\n

Cause: The string value for a TERMINATED BY or ENCLOSED BY clause is longer than the maximum number of bytes allowed. If the character set of the data file is different than the character set of the database, the string will be converted to the character set of the data file. If the length of the converted string is too large, then this error will also be returned.

Action: Use shorter delimiters in the data file and the access parameters.

KUP-03024: string for TERMINATED BY or ENCLOSED BY clause for column *string* is longer than maximum *number*\n

Cause: The string value for a TERMINATED BY or ENCLOSED BY clause for the columns is longer than the maximum number of bytes allowed. If the character set of the data file is different than the character set of the database, the string will be converted to the character set of the data file. If the length of the converted string is too large, then this error will also be returned.

Action: Use shorter delimiters in the data file and the access parameters.

KUP-03025: For CSV format files, field *string* is not delimited.\n

Cause: The comma-delimited value (CSV) format files did not have all delimited fields. CSV format files must have all delimited fields so that the access driver can process the fields.

Action: Make all of the fields delimited or remove the CSV specification and retry.

KUP-03026: For FIELD NAMES, field *string* is not delimited.\n

Cause: The data files with a FIELD NAMES record did not have all delimited fields. Data files with a FIELD NAMES record must have all delimited fields so that the access driver can process the field names.

Action: Make all of the fields delimited and retry.

KUP-03027: NULLIF at field level not allowed with NO NULLIF for field *string*.\n

Cause: The field had both NULLIF and NO NULLIF specified. You must specify one or the other.

Action: Remove one of the specifications and retry.

KUP-03028: Field name *string* in field list does not match the name of any table column.\n

Cause: The ALL FIELDS OVERRIDE THESE clause was specified and there was a field name in the field list in the access parameters that did not match the name of a column in the table definition. Only names that match the name of columns in the table may be specified in the field list.

Action: Verify that the correct names are used for the columns in the table and for the fields in the field list.

KUP-03029: Invalid value specified for parameter *string*.

Cause: The access parameter contained an invalid value for the parameter specified in the error message.

Action: Update the access parameters to have a valid value.

KUP-03030: Invalid value specified for EXTERNAL MODIFY access parameter.

Cause: An invalid access parameter was specified in the EXTERNAL MODIFY clause.

Action: The only valid values for access parameters in the EXTERNAL MODIFY clause are: logfile, nologfile, badfile, nobadfile, discardfile, nodiscardfile.

KUP-03031: Invalid value specified for EXTERNAL MODIFY access parameter.

Cause: An invalid access parameter was specified in the EXTERNAL MODIFY clause.

Action: The only valid value for access parameters in the EXTERNAL MODIFY clause is "logfile".

KUP-03032: No directory object for a file in the LOB LOCATION SPECIFIER clause.\n

Cause: The directory object was not specified for a file in the LOB LOCATION SPECIFIER clause and the DEFAULT DIRECTORY clause was not specified for the external table.

Action: Ensure that the directory object is specified for all the files in the LOB LOCATION SPECIFIER clause and include the DEFAULT DIRECTORY clause for the external table. Note that the directory object in the DEFAULT DIRECTORY clause is used for all the files that are specified without a directory object and not just the files from the LOB LOCATION SPECIFIER clause.

KUP-03995: LOCAL TIME ZONE not allowed with DATE_FORMAT TIME\n

Cause: LOCAL can only be specified with TIMESTAMP, not with TIME.

Action: Remove LOCAL or change TIME to TIMESTAMP and try the operation again.

KUP-03996: multiple DATE_FORMAT *string* masks specified at table level for table *string*\n

Cause: Multiple date format masks were specified for the listed datetime or interval data type at the table level for the listed table.

Action: Remove one of the datetime mask specifications and try the operation again.

KUP-03997: invalid DATE_FORMAT *string* mask ("*string*") specified for table *string*\n

Cause: The date format mask for listed datetime type for the specified table was invalid.

Action: Fix the mask and try the operation again.

KUP-03998: error *number* formatting KUP message *number*\n

Cause: error occurred while attempting to format a KUP message.

Action: contact Oracle support.

KUP-03999: error occurred while processing a date format: ORA-*number*: *string*

Cause: Error converting a date format string into an internal representation.

Action: Verify that the date format strings specified in the access parameters are valid.

KUP-04000: error initializing I/O state for file *string*\n

Cause: An unexpected error occurred while preparing the file.

Action: Contact Oracle Support Services.

KUP-04001: error opening file *string*\n

Cause: An error occurred while attempting to open the specified file. This message should be followed by another message with more information about the error.

Action: See the error that follows to determine the action to be taken.

KUP-04002: error getting file size for file *string*\n

Cause: An error occurred while retrieving the number of bytes in the specified file.

Action: See the error that follows to determine the action to be taken.

KUP-04003: error while closing file *string*\n

Cause: An error occurred while closing the specified file.

Action: See the error that follows to determine the action to be taken.

KUP-04004: error while reading file *string*\n

Cause: An error occurred while reading the specified file.

Action: See the error that follows to determine the action to be taken.

KUP-04017: OS message: *string*\n

Cause: An error occurred. This message contains the message associated with this error that was returned by the operating system. The message displayed before this one should indicate the operation that failed.

Action: n/a

KUP-04018: partial record at end of file *string*\n

Cause: An incomplete record was found at the end of the file.

Action: Verify the file is not corrupt or missing data.

KUP-04019: illegal length found for VAR record in file *string*\n

Cause: A record in a VAR file has an length field with either no numeric characters in it or with non numeric characters in it.

Action: Verify the records in the file have the correct length specified for them.

KUP-04020: found record longer than buffer size supported, *number*, in *string* (offset=*number*)\n

Cause: a record in the data source was longer than the maximum data size supported. The number reported is the maximum supported size of a record.

Action: n/a

KUP-04021: field formatting error for field *string*\n

Cause: There was an error trying to find the contents of the specified field in a record.

Action: This message should be followed by another message containing more specific information about the cause of the error.

KUP-04022: field start is before start of record\n

Cause: The position of the start of a field is before the start of a record. This can occur if a negative number is used to indicate the relative start of a field.

Action: Verify that the definition of the layout of fields in the data file is correct.

KUP-04023: field start is after end of record\n

Cause: This can happen when specifying either absolute or relative positioning for a field.

Action: Verify that the definition of the layout of fields in the data file is correct. If it is valid for fields at the end of the record to be missing, use the MISSING FIELD VALUES ARE NULL clause in the access parameters.

KUP-04024: field end is before field start\n

Cause: The end of the field comes after the start of the field. This can happen if the field is defined with a relative start position and an absolute end position.

Action: Verify that the definition of the layout of fields in the data file is correct.

KUP-04025: field extends beyond end of record\n

Cause: This can happen when specifying either absolute or relative positioning for a field.

Action: Verify that the definition of the layout of fields in the data file is correct.

KUP-04026: field too long for datatype\n

Cause: The character field in the record is larger than the maximum length specified.

Action: Make sure the definition of the layout of the fields in the data file is correct. Also make sure the correct maximum size was specified for a character datatype.

KUP-04027: file name check failed: *string*\n

Cause: The check of the filename failed. These checks are platform specific, but they can include verifying that there are no hard links in the file path, the file is not a soft link, the file specification includes a parent reference ("../" on Unix), or the file was modified between the time the check was made and the file was opened.

Action: Use a file location that does not violate any of the checks.

KUP-04028: conversion of character length to a number failed\n

Cause: The character length portion of the field could not be converted to a number. This message is followed by another message with information on why the conversion failed.

Action: Make sure the data is correct. Also verify the datatypes specified for the fields are correct.

KUP-04029: numeric field overflowed\n

Cause: An attempt to convert a character string to number failed because the value of the number in the string was too large.

Action: n/a

KUP-04030: invalid numeric data\n

Cause: An attempt to convert a character string to a number failed because non-numeric characters were found.

Action: n/a

KUP-04031: empty filename specified for LOB file in column *string*\n

Cause: The field in the data file that was supposed to contain the name of a LOB file was empty.

Action: Correct the data so that it contains a valid file name.

KUP-04032: internal error *string* while parsing field *string*:\n

Cause: An internal error occurred while parsing a field.

Action: Contact Oracle support.

KUP-04035: beginning enclosing delimiter not found\n

Cause: The beginning enclosure was not found for a field that is enclosed by delimiters.

Action: Verify that the data is correct. Also verify that the correct enclosing delimiters were specified and whether the enclosing delimiter should be optional.

KUP-04037: terminator not found\n

Cause: The terminator for the field is missing.

Action: Verify that the records are formatted correctly.

KUP-04038: internal error: *string*\n

Cause: an unexpected error condition was detected.

Action: contact Oracle customer support

KUP-04039: unexpected error while trying to find file *string* in *string*\n

Cause: An error occurred while trying to find path containing the file.

Action: This message should be followed by another message with more information about the error.

KUP-04040: file *string* in *string* not found\n

Cause: The file was not found in the directory specified

Action: Verify the correct file and directory names were specified.

KUP-04041: error generating full file name for *string* in *string*\n

Cause: Unexpected error occurred while trying to form a file name.

Action: n/a

KUP-04043: table column not found in external source: *string*\n

Cause: A column in the external table was not found in the access parameters that define the contents of the data source.

Action: Verify that the external table is defined correctly and that the access parameters are also correct.

KUP-04044: error positioning file *string*\n

Cause: An attempt to position a file to an absolute file offset failed.

Action: See messages that follow for more information.

KUP-04045: unexpected OCI status *string*

Cause: An OCI call returned a status that cannot be handled.

Action: Contact Oracle support.

KUP-04047: error parsing record from external data source\n

Cause: An error occurred while trying to extract a record from the data source.

Action: Look in the log file for more messages about the error.

KUP-04048: internal error parsing record from external data source\n

Cause: An unexpected or unhandled error occurred while getting a record from the data source

Action: Contact Oracle support.

KUP-04049: record *number* discarded from file *string*\n

Cause: Informational message displayed whenever the WHEN clause has been satisfied. If a DISCARD file has been specified for the operation, the record will be written to that file.

Action: None

KUP-04050: error while attempting to allocate *number* bytes of memory\n

Cause: An error occurred while trying to allocate memory. This is likely caused by insufficient memory.

Action: Reconnect to the instance and retry the operation.

KUP-04051: error processing column *string* in row *number* for datafile *string*\n

Cause: an error occurred while trying to convert the data from the data file into the type of a column in the external table.

Action: See messages that follow for more details.

KUP-04052: \nerror processing column *string* in a row for datafile *string*\n

Cause: an error occurred while trying to convert the data from the data file into the type of a column in the external table.

Action: See messages that follow for more details.

KUP-04053: record number *number*\n

Cause: This message identifies a record number in a file for a record that had an error. The message preceding this one contains information about the error and the name of the file.

Action: n/a

KUP-04054: internal error: invalid bad row *number* identified for bad column *number*\n

Cause: This is an internal error.

Action: Contact Oracle support.

KUP-04055: column *string* is both a field in the data file and a column transform\n

Cause: The specified column was in the list of fields in the data file and in the list of column transforms. The column should be in one list or the other, but not both.

Action: Determine whether the value for the field in the data file or the value for the field in the column transform should be loaded in to the table. If the value for the data file is to be loaded, then remove the column transform. If the value for the column transform is to be loaded, then rename the field in the data file so that it does not match the name of a field in the table.

KUP-04056: internal error: OCI error while fetching record: *number*\n

Cause: An OCI error occurred while processing the granule.

Action: Contact Oracle support.

KUP-04057: internal error: OCI error while fetching record.\n

Cause: An OCI error occurred while processing the granule.

Action: Contact Oracle support.

KUP-04058: unrecoverable error occurred, operation aborted.\n

Cause: An unrecoverable error occurred during processing.

Action: See preceding error messages for more information.

KUP-04059: found EOF in length portion of VARIABLE record in file *string*\n

Cause: The record parser was looking for the size portion of a file a record format of VARIABLE. It found EOF before finding all the bytes for the length.

Action: Correct the corruption in the file.

KUP-04060: field *string* referenced by lobfile column *string* not found\n

Cause: The LOBFILE transform for the named column referenced a field for either the directory object portion or the name portion of the LOBFILE. However, that field did not exist anywhere in the definition of the data file.

Action: Verify that the LOBFILE clause is specified correctly. Also verify that the field definitions for the data file are correct.

KUP-04061: directory object *string* specified for LOBFILE column *string* is not valid
\n

Cause: The column being loaded from a LOBFILE specified the directory object containing the LOBFILE through another field in the data file. In this case, the LOBFILE clause in the access parameters must specify a list of all directory objects that will be used for this field. This error occurs because a field contains the name of a directory object that is not in this list.

Action: Verify that the data file contains the correct directory object and verify that the list of valid directory objects in the LOBFILE clause for this column is complete.

KUP-04062: no data source specified
\n

Cause: No location for the data source of the external table was specified when the external table was created. An empty string is not valid.

Action: Specify the name of the data source in the LOCATION clause when creating an external table.

KUP-04063: unable to open log file *string*
\n OS error *string*
\n

Cause: An attempt to open the log file failed.

Action: Specify a different log file or use NO LOGFILE to disable logging.

KUP-04064: fatal error during initialization
\n

Cause: An unexpected error occurred while initializing access to an external table.

Action: Contact Oracle support.

KUP-04065: error processing LOBFILE for field *string*
\n

Cause: An error occurred while opening or reading a LOBFILE for a column in a row.

Action: See message in log file for more information about the error.

KUP-04066: error initializing access to external table source
\n

Cause: An error occurred while attempting to retrieve information about a data source.

Action: See messages preceding this one for more information about the error.

KUP-04067: internal error allocating handle type *string*
\n

Cause: An attempt to create an internal object failed.

Action: Contact Oracle support.

KUP-04068: internal error fetching attribute *string*
\n

Cause: An attempt to fetch information about an internal object failed.

Action: Contact Oracle support.

KUP-04069: error fetching data for external table
\n

Cause: An error occurred while attempting to fetch data from an external table.

Action: See messages the precede this one for more information.

KUP-04070: field *string* referenced by column transform *string* not found
\n

Cause: The column transform for the named column references a field that did not exist anywhere in the definition of the data file.

Action: Verify that the column transform clause is specified correctly. Also verify that the field definitions for the data file are correct.

KUP-04071: record discarded from file *string*\n

Cause: Informational message displayed whenever the WHEN clause has been satisfied. If a DISCARD file has been specified for the operation, the record will be written to that file. The record number in the source data file is not known because multiple servers are loading from the file.

Action: n/a

KUP-04072: error writing to file *string*\n

Cause: An error occurred while attempting to write to the named file.

Action: See messages that follow this message for more information about the error.

KUP-04073: record ignored because all referenced fields are null for a record\n

Cause: A record was rejected because all fields in the data file referenced by the query were NULL.

Action: n/a

KUP-04074: no write access to directory object *string*\n

Cause: The user does not have write access to the directory object used for a log, bad or reject file.

Action: n/a

KUP-04075: no read access to directory object *string*\n

Cause: The user does not have read access to the directory object used for a data file.

Action: n/a

KUP-04076: file name cannot contain a path specification: *string*\n

Cause: The name of a data file, log file, bad file or reject file contains a path specification.

Action: Use the name of a directory object to indicate where the file should be stored.

KUP-04077: unknown format specifier in file name *string*\n

Cause: A format specifier is a percent sign followed by a character. The percent sign and character are replaced by a value depending on the character. This error occurs when the character following the percent sign is not defined to have a value.

Action: See the documentation for information on valid format specifiers. If the file to be opened needs to have a percent sign in its name then use two percent signs. They will get replaced by a single percent sign in the resulting file name.

KUP-04078: invalid file name specified: *string*

Cause: Attempt to parse the file name failed.

Action: Specify a valid file name.

KUP-04079: error fetching list of valid directories: *number*\n

Cause: An attempt to retrieve a list of valid directories that can be used by the user to open files failed. The number is an Oracle error code.

Action: Contact Oracle Support Services.

KUP-04080: directory object *string* not found\n

Cause: The directory object specified for an input file or a log, bad or discard file does not exist in the database or the user has no privileges to access this directory.

Action: n/a

KUP-04081: field *string* used in concatenation for column *string* is not a character type

Cause: The specified field was part of a concatenation of strings used to create the value for the names column. However, the field was not of a character datatype. Only character fields may be used as part of concatenating fields.

Action: Verify the correct field was used in the CONCAT clause. Also verify that the correct datatype is specified for the field in the field list.

KUP-04082: error converting field *string* for LOBFILE column *string*

Cause: The LOBFILE column had either its directory object name or filename specified by a field in the data file and that field needed to be converted to the server's character set before it could be used. This message indicates that an attempt to convert the field failed.

Action: Verify that the data file has the correct value for the fields. Also verify that the correct character set was specified for the data file.

KUP-04083: no directory object specified in LOBFILE clause for column *string*

Cause: There was no directory object specified for the LOB files used to populate the named column and no default directory was specified for the external table.

Action: Either specify a directory name, or the name of a data field containing the name of the directory object that contains the files.

KUP-04085: duplicate directory object *string* and file *string* specified for unload

Cause: A CREATE TABLE AS SELECT statement was executed for an external table of type ORACLE_DATAPUMP and the same directory object and filename combination was specified multiple times.

Action: Issue the CREATE TABLE AS SELECT command again but make sure the combination of directory objects and filenames is unique.

KUP-04086: length of file name exceeds platform maximum of *number*

Cause: The length of a filename is longer than the maximum length supported by Oracle on the server platform.

Action: Verify that the name is correct. If so, use a shorter file name.

KUP-04087: no execute access to directory object *string*

Cause: Execute access to the directory object used for a preprocessor file was not granted.

Action: Grant execute privilege on the directory object or specify a different directory which already has execute privilege enabled.

KUP-04088: data sampling is not supported by this access driver

Cause: A query of an external table requested a sample of the data returned. The access driver for the external table does not support sampling.

Action: Do not try to use sampling for this external table.

KUP-04089: column transform *string* is not the name of a table column

Cause: The specified column was in the list of column transforms but a column by that name does not exist in the table

Action: Verify that the correct name was specified in the column transform.

KUP-04090: big endian byte order mark found when little endian expected in *string*
\n

Cause: A big endian byte order mark was found at the beginning of the specified file and either the access parameters specified the data was in little endian order or the byte order mark for a previous file was little endian.

Action: The file needs to be loaded separately. If a byte order was specified in the access parameters, make sure it is changed to be big endian.

KUP-04091: little endian byte order mark found when big endian expected in *string*
\n

Cause: A little endian byte order mark was found at the beginning of the specified file and either the access parameters specified the data was in big endian order or the byte order mark for a previous file was big endian.

Action: The file needs to be loaded separately. If a byte order was specified in the access parameters, make sure it is changed to be little endian.

KUP-04092: attempt to audit directory object *string* returned internal error *number*
\n

Cause: An error occurred while attempting to enable auditing for the specified directory object.

Action: Contact Oracle Support Services.

KUP-04093: error processing the FIELD NAMES record in data file *string*
\n

Cause: An error occurred while processing the FIELD NAMES record for the data file.

Action: See the messages that precede this one for more details. Fix the error and retry the operation.

KUP-04094: not authorized to perform preprocessing with Oracle Database Vault enabled
\n

Cause: The Oracle Database Vault option did not permit the execution a program from an Oracle directory object.

Action: If preprocessing must be performed, then grant PREPROCESSOR authorization to the user in the Oracle Database Vault.

KUP-04095: preprocessor command *string* encountered error "*string*"
\n

Cause: The specified preprocessor command encountered an error during execution.

Action: Verify that the preprocessor command along with any arguments are correct.

KUP-04096: Warning: lobfile column transform ignored with PREPROCESSOR option.
\n

Cause: The specified column was in the list of lobfile column transforms but the PREPROCESSOR option was also specified. The PREPROCESSOR option does not work in conjunction with lobfile column transforms.

Action: Do not use column transforms with the PREPROCESSOR option.

KUP-04097: RECORDS clause specified without a record format
\n

Cause: The RECORDS clause was part of the external table access parameters but no record format type was provided.

Action: If the RECORDS clause is used, then it must be followed by one of the VARIABLE, FIXED, or DELIMITED BY clauses.

KUP-04098: empty field name for field *number* in the FIELD NAMES record in data file\n

Cause: The field name for the listed field number in the FIELD NAMES record was empty.

Action: Specify a valid field name in the data file and retry the operation.

KUP-04099: Missing one or more field names in the FIELD NAMES record in the data file. Found *number* fields, there should be *number* fields.\n

Cause: One or more field names was not listed in the FIELD NAMES record. However, it was listed in the access parameter list for the external table.

Action: Include all field names in the data file and retry the operation.

KUP-04100: record rejected in file *string*\n

Cause: A record in the data file was not loaded into the table because of an error while finding fields in the record. See the previous error for more information. The record will be written to the BAD file, if one is being used. The record number in the source data file is not known because multiple servers are loading from the file.

Action: n/a

KUP-04101: record *number* rejected in file *string*\n

Cause: A record in the data file was not loaded into the table because of an error while finding fields in the record. See the previous error for more information. The record will be written to the BAD file, if one is being used.

Action: n/a

KUP-04102: record *number* discarded from file *string*\n

Cause: Informational message displayed whenever the WHEN clause has been satisfied. If a DISCARD file has been specified for the operation, the record will be written to that file.

Action: n/a

KUP-04103: error converting zoned decimal field to number for *string*\n

Cause: An error occurred converting a zoned decimal number to an Oracle number.

Action: Verify that the zoned decimal number is formatted correctly.

KUP-04104: zoned decimal field has bad values for *string*\n

Cause: A zoned decimal number has an invalid format.

Action: Verify that the zoned decimal number is formatted correctly.

KUP-04105: zoned decimal to number conversion caused overflow for *string*\n

Cause: A zoned decimal number could not be converted to an Oracle number because the number is too big for an oracle number.

Action: Verify that the zoned decimal number is formatted correctly.

KUP-04106: precision for zoned decimal number is too large for *string*\n

Cause: The precision of a zoned decimal number is larger than the precision that can be stored in an Oracle number.

Action: Verify that the zoned decimal number is formatted correctly.

KUP-04107: substring of field *string* for column *string* is not a character type

Cause: A substring was specified for a field that which is not a character datatype. Only character fields may be used when specifying the substring transform.

Action: Verify the correct field was used in the STARTOF clause. Also verify that the correct datatype is specified for the field in the field list.

KUP-04108: unable to reread file *string*

Cause: The query that is executing requires that a data source for an external table be read multiple times. However, the data source is a sequential device that cannot be reread. Examples of this type of data source is a tape or pipe.

Action: There are a few ways around this problem. One is to rewrite the query so that the external table is referenced only once. Another option is to move the data source to a rereadable device such as a disk file. A third option is to load the data for the external table into a temporary table and change the query to reference the temporary table.

KUP-04109: specified path for directory object "*string*" is invalid

Cause: The default directory or a directory object specified for an input data file or an output dump, log, bad or discard file contains an invalid path name.

Action: Specify a valid path name for the directory object.

KUP-04116: Field name *stringstringstring* in the FIELD NAMES record in the data file is too long.

Cause: The field name exceeded the maximum of 128 characters.

Action: Specify at most 128 characters.

KUP-04117: Field name *stringstringstring* was not found in the access parameter field list or table.

Cause: The listed field name in the FIELD NAMES record of the data file was not found in the access parameter field list or in the table columns. The next error message, if any, lists the name of the data file where the error was found.

Action: Verify that the field name in the FIELD NAMES record is correct. If that is correct, verify that the external table is defined correctly and that the access parameter field list is also correct.

KUP-04118: operation "*string*", location "*string*"

Cause: This message provides information about the previous messages.

Action: Refer to the help for the previous message for more information.

KUP-04119: Error *number* opening directory for wild card search: *string*

Cause: An error occurred while trying to open a directory to look for files that match a wild card specification.

Action: See messages that follow for more details.

KUP-04120: Error *number* fetching count of files for wild card search in directory *string*

Cause: An error occurred while trying to retrieve the count of files matching a wild card specification in the directory

Action: See messages that follow for more details.

KUP-04121: Error *number* fetching file names for wild card search in directory *string*\n

Cause: An error occurred while trying to retrieve the names of files matching a wild card specification in the directory

Action: See messages that follow for more details.

KUP-04122: Error *number* finishing wild card search in directory *string*\n

Cause: An error occurred while trying to finish a search for files that match a wild card specification the directory. matching a wild card specification in the directory

Action: See messages that follow for more details.

KUP-04123: ending XML tag *string* was not found before end of file\n

Cause: A corresponding XML end tag was not found before the end of file.

Action: Add the missing XML end tag.

KUP-04124: no file name specified for location *number* in LOCATION clause\n

Cause: An empty string was specified for a file name in the LOCATION clause.

Action: Either specify a valid file name or remove that entry from the LOCATION clause.

KUP-04125: no directory object specified for location *number* in LOCATION clause\n

Cause: An empty string was specified for a directory object in the LOCATION clause and the DEFAULT DIRECTORY clause was not specified.

Action: Either specify the name of a valid directory object or specify the DEFAULT DIRECTORY clause.

KUP-05001: Shift based character sets not supported with CSV format files\n

Cause: CSV is being used with a shift based character set.

Action: Either use a non-shift based character set or do not use CSV format files.

KUP-05002: There are no matching files for any file specification in the LOCATION clause.

Cause: One or more file specifications including wild cards were specified in the LOCATION clause, but none of the files matched any of the specifications.

Action: Check to make sure that the file specifications are correct and that one or more files match the file specifications and then try the operation again.

KUP-05003: Warning: There are no matching files for this specification.\n

Cause: No matching files were found for the LOCATION clause specification listed in the previous error message.

Action: No action is required. However, if you expected the LOCATION clause specification to match one or more files, check the specification and the files in the directory to make sure that they are correct. If needed, try the operation again.

KUP-05004: Warning: Intra source concurrency disabled because parallel select was not requested.\n\n

Cause: Intra source concurrency can only be used when parallel select has been requested.

Action: No action is required this message is informational.

KUP-05005: Warning: Intra source concurrency disabled because a field of type RECNUM exists.\n\n

Cause: Intra source concurrency cannot be used with RECNUM fields.

Action: No action is required this message is informational.

KUP-05006: Warning: Intra source concurrency disabled because a complex terminator string is being used.\n\n

Cause: Intra source concurrency cannot be used with terminators where replicated substrings in the terminator could cause ambiguity during record parsing.\n\n"

Action: No action is required this message is informational.

KUP-05007: Warning: Intra source concurrency disabled because the preprocessor option is being used.\n\n

Cause: Intra source concurrency cannot be used with the PREPROCESSOR option.

Action: No action is required this message is informational.

KUP-05008: Warning: Intra source concurrency disabled because the input data is in DELIMITED record format and the character set is neither fixed width nor UTF8.\n\n

Cause: Intra source concurrency cannot be used with the DELIMITED record format if the character set is neither fixed width or UTF8.

Action: No action is required this message is informational.

KUP-05009: Warning: Intra source concurrency disabled because the input data is in VARIABLE record format.\n\n

Cause: Intra source concurrency cannot be used with the VARIABLE record format.

Action: No action is required this message is informational.

KUP-05010: Warning: Intra source concurrency disabled because the input data is in CSV format with embedded record delimiters/terminators.\n\n

Cause: Intra source concurrency cannot be used with the CSV record format that has embedded record delimiters/terminators.

Action: No action is required this message is informational.

KUP-05011: Size of file *string* in directory *string* has changed from *number* to *number*.\n

Cause: While executing a query against an external table, the size of one of the files changed. Changing the data in a file during execution can cause incorrect or inconsistent results.

Action: Do not modify the data files for an external table while querying the table.

KUP-05012: File *string* in directory *string* is no longer a sequential file.\n

Cause: While executing a query against an external table, the file went from being a sequential file at the beginning of the query to a non-sequential file later in the query.

Action: Do not modify the data files for an external table while querying the table.

KUP-05013: File *string* in directory *string* is now a sequential file.\n

Cause: While executing a query against an external table, the file went from not being a sequential file at the beginning of the query to being a sequential file later in the query.

Action: Do not modify the data files for an external table while querying the table.

KUP-06000: Unable to process LOB Location Specifier field.\n

Cause: The LOB Location Specifier field was not processed correctly.

Action: Make sure the LOB Location Specifier is formatted correctly.

KUP-06001: LOB Location Specifier for column *string* - invalid offset or length.\n

Cause: The LOB Location Specifier contained an invalid offset or length.

Action: The offset must not be a negative value. The length can only be negative if a value of -1 (for a NULL LOB) is specified.

KUP-06002: LOB Location Specifier for column *string* must be loaded into a LOB column.\n

Cause: The destination column for a LOB Location Specifier field was not a LOB data type.

Action: Make sure the destination column is a LOB data type.

KUP-06003: LOB Location Specifier file name cannot contain a directory path.\n

Cause: The file name for a LOB Location Specifier field contained a directory path.

Action: Make sure the file name specified does not contain any forward slash or backslash characters.

KUP-11000: file truncated error\n

Cause: A truncated file was used for the load operation.

Action: Verify unload operation completed successfully.

KUP-11001: files not from the same unload operation\n

Cause: Files used for the load operation were not from the same unload operation.

Action: Verify the files used are from the same unload operation.

KUP-11002: unable to read data chunk *string*\n

Cause: A read or seek to this data chunk was not possible. This chunk may not have existed.

Action: Verify the files used for the load operation are correct.

KUP-11003: bad data encountered while reading from file *string*\n

Cause: There was a datatype conversion error while attempting to convert the data in the data file to match the datatype of a column in the external table. The message that follows this one displays the name of the column and the start of the data for the column that could not be converted. The row containing the bad data is rejected and not included as a row in the external table.

Action: If the row containing the bad data should not be filtered out, then modify the definition of the external table so that the datatypes of the columns match the datatypes of the fields in the data file.

KUP-11004: requested version *string* not supported by ORACLE_DATAPUMP\n

Cause: This database version (defaulted to COMPATIBLE if not user-specified) was not supported by ORACLE_DATAPUMP external table access driver. Note: Database versions before 9.2 were not supported.

Action: Specify a supported version and rerun the operation.

KUP-11005: error seeking in file: *string*\n

Cause: An attempt to seek to the specified position in file failed.

Action: Review the error message. Resolve the problem and retry the the operation. Contact Oracle Support Services if the problem cannot be resolved.

KUP-11006: file truncated error in *string*\n

Cause: A truncated or incomplete file was used for the load operation.

Action: Verify unload operation completed successfully.

KUP-11007: conversion error loading table *string.string*

Cause: A row could not be loaded into the table because there was a conversion error for one or more columns in a row.

Action: See the message that follows for more information about the row that could not be loaded. To avoid this error, make sure the definition of the table being loaded matches the definition of the table being unloaded.

KUP-11008: conversion error loading table *string.string* partition *string*

Cause: A row could not be loaded into the table because there was a conversion error for one or more columns in a row.

Action: See the message that follows for more information about the row that could not be loaded. To avoid this error, make sure the definition of the table being loaded matches the definition of the table being unloaded.

KUP-11009: data for row: *string* \n

Cause: A conversion error occurred while loading data into a table. The message shows values for the field in the row that had the conversion error.

Action: None. This is only an informational message.

KUP-11010: unable to open at least one dump file for fetch\n

Cause: None of the files in the LOCATION clause can be opened for a fetch on an external table.

Action: A fetch operation on an external table in SQL mode requires that at least one file could be opened. Check that the directory object and file names to the dump files are correct.

KUP-11011: the following file is not valid for this load operation\n

Cause: This file could not be used for this load operation. See the following message for more information.

Action: Verify all the files in the LOCATION clause are from the same unload operation and that the unload was successful.

KUP-11012: file *string* in *string* already exists\n

Cause: The specified file could not be used for this unload because that would mean overwriting an existing file.

Action: Specify a file that does not currently exist.

KUP-11013: internal number in header in file *string* is not valid\n

Cause: The specified file could not be used for this operation because the internal number in the header was not valid.

Action: If the dump files were transferred over, verify the transfer operation was done correctly.

KUP-11014: internal metadata in file *string* is not valid

Cause: The specified file could not be used for this operation because the internal metadata stored in this file does not match the metadata stored in the first file piece set.

Action: Verify all the files in the LOCATION clause are the correct dump files to use.

KUP-11015: error in unloading or loading data

Cause: An error has occurred in a stream unload or load operation.

Action: Contact Oracle Support Services.

KUP-11016: database version in file *string* is not valid

Cause: The specified file could not be used for this fetch because its database version was not compatible with the database version in the other files in the LOCATION clause.

Action: Verify all the files in the LOCATION clause were populated with compatible database versions.

KUP-11017: file *string* not found

Cause: The file was not found.

Action: Verify the correct file (path and file name) was specified.

KUP-11018: file *string* not a valid dump file

Cause: This file did not have the correct file format. It could not be used for an external table fetch operation.

Action: Verify this file is from a SQL mode external table populate operation and that the operation was successful.

KUP-11019: the following file is not valid for this fetch operation

Cause: A file could not be used for this fetch. See the following message for more information.

Action: Verify all the files in the LOCATION clause are from successful populate operations. If the files were generated from various populate operations, then verify that those were done with common attributes such as with the same tables and compatible database versions.

KUP-11020: header in file *string* may not contain correct information

Cause: The header may be corrupted.

Action: Contact Oracle Support Services.

KUP-11021: header in file *string* has an incompatible version number

Cause: A dump file was specified for a load operation whose version number is incompatible with the dump file version currently produced by the Oracle server on the system. Usually this message indicates that the dump file was produced by a newer version of the Oracle server.

Action: Load this dump file using the same version of the Oracle server that created the file.

KUP-11022: specified file name "*string*" is invalid

Cause: The file name specified for a dump or log file was invalid or null.

Action: Specify a valid file name for the dump or log file.

KUP-11023: specified path for directory object "*string*" is invalid

Cause: The default directory or a directory object specified for a dump or log file contained an invalid path name or was null.

Action: Specify a valid path name for the directory object.

KUP-11024: This external table can only be accessed from within a Data Pump job.

Cause: An attempt was made to access a temporary external table that was created by Data Pump to be used internally during the execution of an export or import job.

Action: None

KUP-11025: LOCATION clause is not allowed for ORACLE_HIVE external tables.
\\n

Cause: The LOCATION clause was specified for an ORACLE_HIVE access driver. The ORACLE_HIVE access driver gets LOCATION information from the metadata in the Hive catalog.

Action: Omit the LOCATION clause when creating an external table using the ORACLE_HIVE access driver.

KUP-11026: bad header format at start of granule [*number*] detected

Cause: The granule header was read but did not appear to be formatted correctly. The incorrect format could be due to a dump file corruption.

Action: Contact Oracle Support Services.

KUP-11027: A stream format internal error was detected unloading data "*string*".

Cause: An error occurred in a stream unload operation.

Action: Contact Oracle Support Services.

KUP-11028: Data load operation detected data stream format error *number* for granule *number*.

Cause: The format of the dump file data stream was not correct.

Action: The stream format error may have been caused by a corrupted dump file. If possible, re-create the dump file and try again. If the problem persists, contact Oracle Support Services.

KUP-11502: unexpected error loading Java Virtual Machine

Cause: The external procedure agent for the external table access driver was unable to load the Java Virtual Machine.

Action: Contact Oracle Support Services.

KUP-11503: cannot access cluster

Cause: An attempt was made to access table data in an ORACLE_HIVE or an ORACLE_HDFS external data source.

Action: Contact the database administrator about gaining access to ORACLE_HIVE and ORACLE_HDFS external data sources.

KUP-11504: error from external driver: *string*

Cause: An error occurred while attempting to access data in an ORACLE_HIVE or an ORACLE_HDFS external data source.

Action: Correct the problem as suggested by the error message and retry the operation.

KUP-11505: invalid value "*string*" specified for access parameter "*string*"\n

Cause: A NULL or invalid value was supplied for the access parameter.

Action: Correct the invalid value and retry the operation.

KUP-11506: cannot change cluster in the same session\n

Cause: An attempt was made to change the cluster in the same session. The first access to an Oracle BigData external table within a database session establishes the cluster for that session. This is determined by the cluster specified in the table's access parameters or, if no cluster was specified in the table's access parameters, by the default cluster set in the Oracle Big Data configuration file. Accessing an Oracle BigData external table in a different cluster within the same database session is not allowed.

Action: Establish a new database session and retry the operation.

KUP-11507: missing separator at offset *number* in line "*string*"\n

Cause: Access parameters in an Oracle Big Data external table as well as entries in the Oracle Big Data configuration file were lists of one or more property name or value pairs. In some cases, the property name does not require a value. In other cases where a value must be supplied with the property name, the two must be separated by an equal sign ('=') or a colon (':').

Action: Correct the problem as suggested by the error message and retry the operation.

KUP-11508: invalid character at offset *number* in line "*string*"\n

Cause: An invalid multibyte UTF character was encountered in the access parameters of an Oracle Big Data external table.

Action: Contact Oracle Support Services.

KUP-11509: invalid escape sequence at offset *number* in line "*string*"\n

Cause: An invalid escape sequence was encountered in the access parameters of an Oracle Big Data external table. This may be caused by \unnnn Unicode code point that does not generate a valid Unicode character.

Action: Correct the problem as suggested by the error message and retry the operation.

KUP-11510: missing value at offset *number* in line "*string*"\n

Cause: Access parameters in an Oracle Big Data external table as well as entries in the Oracle Big Data configuration file were lists of one or more property name or value pairs. In some cases, the property name does not require a value. In other cases, where a value must be supplied with the property name, the two must be separated by an equal sign ('=') or a colon (':'). In this instance, a property name and a separator were found without a corresponding value.

Action: Correct the problem as suggested by the error message and retry the operation. Supply a value if the property name requires one. Otherwise, remove the separator and supply only the property name.

KUP-11511: failed to initialize logging in external driver\n

Cause: The external driver code could not initialize a context for logging messages. This usually indicates a problem with the value of the Java classpath used by the external driver.

Action: Contact your system administrator to examine the contents of both the Oracle Big Data configuration file and the Oracle Big Data log4j configuration file to ensure that the entries in these files contain correct information.

KUP-11516: memory allocation error while initializing the Java Virtual Machine

Cause: An error occurred while trying to allocate memory in order to initialize the Java Virtual Machine in the external driver.

Action: Contact your system administrator.

KUP-11521: invalid value when attempting to modify access parameter "string"

Cause: An attempt was made to modify an invalid access parameter.

Action: The only valid access parameters which can be modified are:

"com.oracle.bigdata.log.qc" "com.oracle.bigdata.log.exec" "com.oracle.bigdata.log.opt"
"com.oracle.bigdata.debug" "com.oracle.bigdata.datamode" Correct the invalid access parameter and retry the operation.

KUP-11523: external driver failed with unexpected error: string

Cause: The ORACLE_HIVE or ORACLE_HDFS external driver encountered an unexpected error condition.

Action: Contact Oracle Support Services.

KUP-11524: initialization failure for Java Native Interface (JNI) call

Cause: The external driver encountered an unexpected error while trying to initialize its internal context for calling the Java Native Interface (JNI). This may indicate a classpath problem in the Oracle Big Data configuration file or a problem in the Oracle Big Data log4j configuration file.

Action: Contact your system administrator to examine the contents of both the Oracle Big Data configuration file and the Oracle Big Data log4j configuration file to ensure that the entries in these files contain correct information.

KUP-11525: The external driver was unable to attach to the Java Virtual Machine.

Cause: The external driver encountered an unexpected error while trying to attach a thread to the Java Virtual Machine.

Action: Contact Oracle Support Services.

KUP-11526: memory allocation failure for Java Native Interface (JNI) call

Cause: An error occurred while trying to allocate memory in order to make a Java Native Interface (JNI) call in the external driver.

Action: Contact your system administrator.

KUP-11527: The external driver was unable to attach to shared memory.

Cause: The external driver encountered an unexpected error while trying to attach to a shared memory segment.

Action: Contact Oracle Support Services.

KUP-11528: access to cluster "string" is not properly defined

Cause: Access to an ORACLE_HIVE or ORACLE_HDFS external data source was not defined as documented.

Action: Contact the database administrator.

KUP-11529: class "*string*" is invalid for *string* external tables

Cause: An invalid value was specified for the COM.ORACLE.BIGDATA.CLASS access parameter for an ORACLE_HIVE or ORACLE_HDFS external table access driver. The ORACLE_HIVE and ORACLE_HDFS access drivers use a built-in class in order to access their data source.

Action: Omit the COM.ORACLE.BIGDATA.CLASS access parameter when creating an external table using the ORACLE_HIVE or ORACLE_HDFS access driver. Alternatively, the builtin class names, COM.ORACLE.BIGDATA.AD.HIVE and COM.ORACLE.BIGDATA.AD.HDFS, may be used when creating an external table using the ORACLE_HIVE or ORACLE_HDFS access driver.

KUP-11530: value for com.oracle.bigdata.buffersize larger than maximum allowed value *number*

Cause: The com.oracle.bigdata.buffersize was specified for the external table and the value specified was larger than the maximum allowed value.

Action: Change the value specified for com.oracle.bigdata.buffersize to be smaller than the maximum value reported in the message.

KUP-11531: missing mandatory property "*string*" in the Oracle Big Data configuration file

Cause: A mandatory property was not found in the Oracle Big Data configuration file.

Action: Contact your system administrator to modify the Oracle Big Data configuration file so that it contains all of the required information.

KUP-11532: duplicate property "*string*" in the Oracle Big Data configuration file

Cause: A duplicate property was found in the Oracle Big Data configuration file.

Action: Contact your system administrator to remove all duplicate properties from the Oracle Big Data configuration file.

KUP-11533: error collecting JVM information: *string*

Cause: The ORACLE_HIVE or ORACLE_HDFS external driver encountered an unexpected error while trying to collect information such as memory usage from the Java Virtual Machine (JVM).

Action: Contact your system administrator.

KUP-11534: external driver JNI initialization failure: *string*

Cause: The ORACLE_HIVE or ORACLE_HDFS external driver encountered an unexpected error while trying to initialize its internal context for calling the Java Native Interface (JNI). This may indicate a classpath problem in the Oracle Big Data configuration file or a problem in the Oracle Big Data log4j configuration file.

Action: Contact your system administrator.

KUP-11535: XAD version "*string*" incompatible with JXADProvider version "*string*"

Cause: A version mismatch between the ORACLE_HIVE or ORACLE_HDFS access driver and the external driver Java components has been detected.

Action: Contact your system administrator.

KUP-11536: external driver MTA initialization failure: *string*

Cause: The ORACLE_HIVE or ORACLE_HDFS multithreaded external agent encountered an initialization failure that prevented it from starting.

Action: Contact your system administrator.

KUP-11542: error initializing dynamic-link librarian: *string*\n

Cause: An error occurred while trying to initialize the dynamic-link librarian needed to access the Java Virtual Machine library.

Action: Contact Oracle Support Services.

KUP-11543: error accessing the Java Virtual Machine library: *string*\n

Cause: An error occurred while trying to open the Java Virtual Machine library in the external driver.

Action: Contact your system administrator.

KUP-11544: error locating symbol address in the Java Virtual Machine library: *string*\n

Cause: An error occurred while trying to locate a symbol address in the Java Virtual Machine library.

Action: Contact your system administrator.

KUP-11545: unable to set NLS *string* to required value *string*

Cause: An error occurred while the ORACLE_HIVE or ORACLE_HDFS external agent was trying to set up its NLS environment.

Action: Contact Oracle Support Services.

KUP-11546: external driver unable to attach to shared memory: [*string*] [*string*] [*string*] [*string*] [*string*] [*string*]\n

Cause: The ORACLE_HIVE or ORACLE_HDFS external driver encountered an unexpected error while trying to attach to a shared memory segment.

Action: Contact Oracle Support Services.

KUP-11547: external driver unable to detach from shared memory: [*string*] [*string*] [*string*] [*string*] [*string*]\n

Cause: The ORACLE_HIVE or ORACLE_HDFS external driver encountered an unexpected error while trying to detach from a shared memory segment.

Action: Contact Oracle Support Services.

KUP-11548: error encountered creating shared memory: [*string*] [*string*] [*string*] [*string*] [*string*] [*string*]\n

Cause: The ORACLE_HIVE or ORACLE_HDFS access driver encountered an unexpected error while trying to create a shared memory segment.

Action: Contact Oracle Support Services.

KUP-11549: error encountered destroying shared memory: [*string*] [*string*] [*string*] [*string*] [*string*] [*string*]\n

Cause: The ORACLE_HIVE or ORACLE_HDFS access driver encountered an unexpected error while trying to destroy a shared memory segment.

Action: Contact Oracle Support Services.

KUP-11550: invalid JNI version "*string*" encountered while initializing the Java Virtual Machine\n

Cause: A Java Native Interface (JNI) version error occurred while trying to create and initialize the Java Virtual Machine in the external agent.

Action: Contact your system administrator.

KUP-11551: error generating file name for file "*string*" in directory "*string*": *string*\n

Cause: An error occurred while trying to generate a full file name specification.

Action: Contact your system administrator.

KUP-11552: error initializing the Java Virtual Machine: *string*\n

Cause: An error occurred while trying to create and initialize the Java Virtual Machine in the external agent.

Action: Contact your system administrator.

KUP-11553: The Oracle Big Data configuration file "*string*" is empty.\n

Cause: There was no content in the Oracle Big Data configuration file.

Action: Contact your system administrator to correct the configuration files for the Hadoop cluster.

KUP-11554: error accessing the Oracle Big Data configuration file "*string*": *string*\n

Cause: A file I/O error occurred while attempting to access the Oracle Big Data configuration file.

Action: Contact your system administrator to correct the configuration files for the Hadoop cluster.

KUP-11555: error opening the Oracle Big Data configuration file "*string*": *string*\n

Cause: A file I/O error occurred while trying to open the Oracle Big Data configuration file.

Action: Contact your system administrator to correct the configuration files for the Hadoop cluster.

KUP-11556: error reading the Oracle Big Data configuration file "*string*": *string*\n

Cause: A file I/O error occurred while trying to read from the Oracle Big Data configuration file.

Action: Contact your system administrator to correct the configuration files for the Hadoop cluster.

KUP-11557: error closing the Oracle Big Data configuration file "*string*": *string*\n

Cause: A file I/O error occurred while trying to close the Oracle Big Data configuration file.

Action: Contact your system administrator to correct the configuration files for the Hadoop cluster.

KUP-11558: invalid cluster name "*string*"\n

Cause: An invalid cluster name was specified for the external table in the com.oracle.bigdata.cluster access parameter. The name must contain only alphanumeric characters or the underscore character. In Oracle Database 12c release 12.1.0.2, the cluster name is limited to 15 bytes. In Oracle Database 12c release 12.2 and higher, the cluster name is limited to 113 bytes.

Action: Correct the cluster name for the external table and retry the operation.

KUP-11559: invalid default cluster name "*string*"\n

Cause: An invalid cluster name was specified for the bigdata.cluster.default property in the Oracle Big Data configuration file. The name must contain only alphanumeric characters, the hyphen or underscore character. In Oracle Database 12c release

12.1.0.2, the cluster name is limited to 15 bytes. In Oracle Database 12c release 12.2 and higher, the cluster name is limited to 113 bytes.

Action: Contact your system administrator to correct the value of the `bigdata.cluster.default` property in the Oracle Big Data configuration file and retry the operation.

KUP-11560: error accessing the Oracle Big Data cluster directory "*string*": *string*\n

Cause: A file I/O error occurred while attempting to access the Oracle Big Data cluster directory file.

Action: Contact your system administrator to correct the configuration files for the Hadoop cluster.

KUP-11561: error while attempting to allocate Java memory: *string*\n

Cause: An error occurred while trying to allocate Java memory to the external driver.

Action: Examine the accompanying text in the error message and contact your system administrator.

KUP-11562: error while attempting to allocate *string* bytes of native memory\n

Cause: An error occurred while trying to allocate native memory to the external driver.

Action: Contact your system administrator.

KUP-11600: unable to find first record in a split with I/O buffer size of *number* kilobytes\n

Cause: The access driver was unable to find the first record in the split for a Hadoop Distributed File System (HDFS) file.

Action: The access driver requires that the size of records in the file are not larger than the size of the I/O buffers. Try increasing the size of the I/O buffers with the access parameter `com.oracle.bigdata.fieldmode.buffersize`.

KUP-11601: record exceeded the maximum record size of *number* kilobytes\n

Cause: The access driver found a record in a Hadoop Distributed File System (HDFS) file that is longer than the largest size allowed for this table.

Action: The access driver requires that the size of records in the file are not larger than the size of the I/O buffers. Try increasing the size of the I/O buffers with the access parameter `com.oracle.bigdata.fieldmode.buffersize`.

KUP-11602: conversion error for column *string* in column array row *number*\n

Cause: There was a data type conversion error while attempting to convert the data in the data file to match the data type of a column in the external table.

Action: Make sure the data is correct. Also, verify that the data types specified for the fields are correct.

KUP-11603: no directory object specified for bad file\n

Cause: The file name in the `BADFILE` clause was specified without a directory object and the `DEFAULT DIRECTORY` clause was not specified for the external table.

Action: Either specify a directory object as part of the `BADFILE` clause or specify the `DEFAULT DIRECTORY` clause.

KUP-11604: no directory object specified for log file\n

Cause: A log file for an external table did not have a directory object.

Action: Either specify a directory object as part of the log file name in the ACCESS PARAMETERS or query, or specify the DEFAULT DIRECTORY clause in the ACCESS PARAMETERS or query. ORACLE_LOADER and ORACLE_DATAPUMP access drivers will create a log file by default. If you do not want a log file, then use the NOLOG clause in the access parameters.

KUP-11605: no directory object specified for discard file\n

Cause: The file name in the DISCARDFILE clause was specified without a directory object and the DEFAULT DIRECTORY clause was not specified for the external table.

Action: Either specify a directory object as part of the DISCARDFILE clause or specify the DEFAULT DIRECTORY clause.

KUP-11606: no directory object specified for PREPROCESSOR file\n

Cause: The file name in the PREPROCESSOR clause was specified without a directory object and the DEFAULT DIRECTORY clause was not specified for the external table.

Action: Either specify a directory object as part of the PREPROCESSOR clause or specify the DEFAULT DIRECTORY clause.



LCD-00100 to LCD-00219

LCD-00100: internal error, argument [*number*]

Cause: An internal error has occurred

Action: Report it to your System Administrator immediately

LCD-00111: value not in legal range [*string*]

Cause: The value of the parameter is outside bounds

Action: Refer to the manual for the bounds on the parameter

LCD-00112: illegal integer radix specification [*string*]

Cause: Self Explanatory

Action: valid characters are 'd', 'h', 'D' and 'H'

LCD-00113: integer conversion error or negative integer [*string*]

Cause: A bad or negative integer was assigned to an integer parameter

Action: Self explanatory

LCD-00114: illegal boolean response [*string*]

Cause: You a value than TRUE or FALSE to a boolean parameter

Action: Boolean parameters only take TRUE or FALSE

LCD-00122: unrecognized keyword [*string*]

Cause: You have misspelled the parameter name

Action: Spell the parameter name correctly

LCD-00128: invalid positional parameter value [*string*]

Cause: An invalid positional parameter value has been entered

Action: Remove the invalid positional parameter

LCD-00161: ORACLE error (possible syntax error) parameter [*string*]

Cause: Possible syntax error. Additional messages follow.

Action: Correct the parameter in error.

LCD-00201: could not open specified filename [*string*]

Cause: The file specified does not exist

Action: Create an appropriate parameter file

LCD-00203: missing keyword [*string*]

Cause: A keyword is expected but none was found

Action: Add a keyword followed by an '=' sign and a parameter value

LCD-00204: left parenth and no parameter specified [*string*]

Cause: A parameter list was started but no parameter was specified

Action: Add an appropriate list of values and close the parameter list

LCD-00205: unbalanced parentheses [*string*]

Cause: Self explanatory

Action: Balance the parentheses

LCD-00206: positional parameter entered after keyword [*string*]

Cause: An '=' sign is missing

Action: All keywords must be followed by '=' signs

LCD-00207: nested parentheses encountered [*string*]

Cause: Only one set of parentheses is permitted

Action: Remove the nested parentheses

LCD-00208: unexpected keyword in value list [*string*]

Cause: A keyword was found instead of a value

Action: Insert an appropriate value for the given parameter

LCD-00209: missing value for keyword at end of string [*string*]

Cause: A keyword is specified with no value

Action: Specify a valid value for the keyword

LCD-00210: illegal assignment operator [*string*]

Cause: You used a sign other than '=' to assign a keyword a value

Action: Use only the '=' sign

LCD-00211: unexpected delimiter [*string*]

Cause: An invalid delimiter was found between values

Action: A comma or a space is a valid delimiter

LCD-00212: runaway quoted string [*string*]

Cause: The parameter value was quoted on the left side but not on the right

Action: Quote the parameter value on both sides

LCD-00215: parameter files nested too deep [*string*]

Cause: Too many levels of indirection of file parameters. Maximum is 3.

Action: Reduce the level of indirection to less than 3

LCD-00217: failure while processing file parameter [*string*]

Cause: An error occurred while processing the specified file parameter

Action: Specific details will appear in other messages

LCD-00218: error in file [*string*]

Cause: An error occurred in the particular file.

Action: Refer to the other messages for the specific error.

LCD-00219: nested include file [*string*] is too large

Cause: There is a limit on the size of a parameter file, and it was exceeded. This limit is now 8192 bytes.

Action: Remove characters from the file to make it smaller, or use another level of nesting.



LFI-00002 to LFI-01525

LFI-00002: Out of memory. *string*

Cause: The File IO package failed in trying to dynamically allocate memory. function name is used for additional comments to indicate where, when and why the error occurred.

Action: Perform whatever actions necessary to make more memory available to the executing program.

LFI-00003: Internal exception code. icode = [*string*], [*string*].

Cause: Unknown - indicated by parameters. The first '%s' gives the internal exception code; the second is for any other additional comments.

Action: Report to the appropriate development group

LFI-00004: Call to *string* failed.

Cause: A function call has failed. This error is a generic message to show that the exception has occurred in a particular function function name. This allows the client to know the trace runtime calling sequence by examining the exception stack.

Action: See the accompanying error messages for more information.

LFI-00005: Free some memory failed in *string*.

Cause: A call to free some memory in function function name has failed.

Action: See the accompanying error messages for more information and contact Oracle Worldwide Support immediately.

LFI-00006: Invalid parameter to function *string*.

Cause: The function was called with an invalid parameter.

Action: Check the function call to make sure that the correct parameters are being passed.

LFI-00007: NLSRTL's call failed. *string*.

Cause: LX calls return failure

Action: Check if our parameters are correct. Contact the appropriate group immediately if we parameters are valid.

LFI-00008: SLTS's initializing/terminating mutex failed for *string*.

Cause: SLTS's call return failure in function '%s'.

Action: Contact the appropriate development group.

LFI-00100: Unable to perform operation, file not opened in *string*.

Cause: The file has not been successfully opened at the time the operation is attempted.

Action: Check to make sure that the file exists (for read) or that the program has access to the write a file (for write). It is also possible that the file was just never opened

LFI-00101: Write failed, file cannot be written to.

Cause: The buffer write operation failed. Possibly due to incorrect parameters being passed in.

Action: Check the underlying error for more information.

LFI-00102: Unable to seek in sequentially accessed file.

Cause: The file was opened with the flag `LFILFA_SEQ` for sequential file operations. Use seek only on files that are opened with the `LFILFA_RANDOM` flag for random access.

Action: Check to see how the file is being opened and accessed and make the two operations consistent (that is, make them both operations either sequential or random).

LFI-00103: Seek operation failed.

Cause: The buffer seek operation failed. Probably due to incorrect parameters or flags.

Action: Check syntax of the seek command and retry the operation.

LFI-00104: Read operation failed.

Cause: The buffer read operation failed. Probably due to incorrect parameters or flags.

Action: Check syntax of the read command and retry the operation.

LFI-00105: Unable to add path.

Cause: One of the following might have caused the error: the current path might not be in the proper format the directory might not be in the proper format the name object might not have been initialized properly

Action: Check the format of the current path and the new directory; check that the name object was initialized properly.

LFI-00106: Path object holds more than one path.

Cause: The path object passed to `lfippth()` holds more than one path.

Action: Make sure that the path object used in `lfippth()` holds only one path.

LFI-00107: Open does not expect the file *[string][string]* to exist.

Cause: The flags specified for the open indicate that the file does not exist. However, the file does exist.

Action: Check to make sure that the options that were specified for the file are correct and that you do not expect that the file should exist. If so then find out why the file does exist.

LFI-00108: Open expect the file *[string][string]* to exist.

Cause: The flags specified for the open indicate that the file the file to exist and it does not.

Action: Check to make sure that the options that were specified for the file are correct and that you expect that the file should exist. If so then find out why the file doesn't.

LFI-00109: Unable to open file *[string][string]. string*.

Cause: Either: the process does not have the proper access rights to open the file the file is already open

Action: Check to make sure the proper access permissions are assigned. If they are and the file still cannot be opened, then contact Oracle Worldwide Support.

LFI-00110: Unable to initialize the Buffer Manager.

Cause: The Buffer Manager initialization routine failed; probably because memory was exhausted.

Action: See the accompanying error messages for more information.

LFI-00111: No other flags allowed in fixed length format.

Cause: The function lfigfo() was called with an invalid File ID Descriptor. The valid File ID Descriptors are LFISTDIN, LFISTDOUT, and LFISTDERR.

Action: Check the call to lfigfo() to make sure it is correct.

LFI-00113: Unable to initialize the Standard File object *string*.

Cause: The call to open the standard file object failed.

Action: Check the underlying errors for more information.

LFI-00114: Append is not allowed with *string*.

Cause: Attempting to append using certain options.

Action: Check the flag options to verify its usage.

LFI-00115: Buffer free failed.

Cause: Probably do to the buffer flush failing.

Action: See the accompanying error messages for more information.

LFI-00116: Unable to close file in operation *string*.

Cause: The file close operation failed.

Action: See the accompanying error messages for more information.

LFI-00117: Unable to rename file.

Cause: The rename operation failed. Rename is called when we are protecting a file by operating on a temp file.

Action: Check to make sure that the process has the correct access rights to perform a rename.

LFI-00118: Unable to change type to Unknown.

Cause: The function lfichty() was called to change the file extension to LFIEXUNK (Unknown). This is not a valid operation.

Action: Check why you are doing this. If the extension is already unknown then you do not need to do this. If you just want no extension then use the extension type LFIEXNONE.

LFI-00119: Unable to Abort an Unprotected file.

Cause: The Abort function lfiabt() was called on a file that was not opened as a protected file. As such the abort operation is not valid.

Action: Check to see if you intended to open the file as a protected file.

LFI-00120: Unable to parse root filename *string*.

Cause: The root filename that was given to lfimknam() is not in a format that this platform understands.

Action: Check the format of the filename and retry the operation.

LFI-00121: Only one of REPLACE, or PROT allowed for opty.

Cause: Two or more of the following open type options were specified for the `lfini()` function: `LFILOPTY_REPLACE`, or `LFILOPTY_PROT`.

Action: Remove one or more the of options such that you are only passing in one of the three.

LFI-00122: Can only delete a file if we create it.

Cause: The delete file flag was specified for a file that was not created by this file operation. The ability to delete a file is not portable. As such the only deletion that is allowed by this package is if we know we want to delete the file when we create it.

Action: You can only delete a file that you create. If you need to delete a file that you do not create then you will have to find another means of doing so.

LFI-00123: Cannot access file Sequentially and Randomly.

Cause: Both the `LFILFA_SEQ` (sequential) and `LFILFA_RANDOM` (random) flags were specified during the file object creation. This is not allowed. Only one of the two may be specified.

Action: Choose how you wish to access the file. If you choose random you can still access sequentially by just not using the repositioning functions.

LFI-00124: No access mode was specified, default is sequential.

Cause: Neither `LFILFA_SEQ` (sequential) or `LFILFA_RANDOM` (random) were specified during file object creation.

Action: The default is sequential but this should be explicitly set.

LFI-00125: Random access only allowed on fixed length record files.

Cause: The `LFILFA_RANDOM` flag was specified on a file that was not organized into fixed-length records. Random access is only allowed on fixed-length record files.

Action: Determine if the organization of your data needs to be in variable-length records and if you need to have random access to the file. If both conditions are true then you might need to buffer the entire file or enough of it to remove your need for random access. Another option is to close and rescan the file although this is not the optimal solution.

LFI-00126: Record format can only be one of Fixed or Variable.

Cause: Both `LFILRF_FIXED` (fixed) and `LFILRF_VAR` (variable) were specified during file object creation. Only one of the two is allowed for a given file.

Action: Determine how the file is organized and choose the option that matches.

LFI-00127: No Record Format was specified, default is variable.

Cause: Neither `LFILRF_FIXED` (fixed) or `LFILRF_VAR` (variable) were specified for record format. One of the two must be specified for each file.

Action: The default is `LFILRF_VAR`, but this should be explicitly set during file object creation.

LFI-00128: Carriage Control is only valid for Standard file objects.

Cause: The Carriage Control option is only valid for the standard file objects (`LFISTDIN`, `LFISTDOUT`, `LFISTDERR`). You may not specify this option for any other type of file.

Action: Choose between `LFILRF_FIXED` and `LFILRF_VAR` for the record format.

LFI-00129: Invalid option *string* were specified on an input only file.

Cause: The file was opened as input only but the output mode option LFILRF_WR_ASIS or delete option LFLOPTY_DELETE was specified.

Action: Check to see how you intend to open this file and make the necessary changes.

LFI-00130: Input option specified on output only file.

Cause: The file was opened as output only but one of the input mode options (LFILRF_READ_NL or LFILRF_FORCE_NL) or was specified.

Action: Check to see how you intend to open this file and make the necessary changes.

LFI-00131: No open type specified.

Cause: The file object was created without an open type (that is, LFILOPTY_INPUT, LFILOPTY_OUTPUT, etc.).

Action: Decide how the file should be accessed and specify one of the open types.

LFI-00132: Record length *string* is greater than max length of *string*.

Cause: The record length specified for the file is greater than the max supported by this platform.

Action: Decrease the record length.

LFI-00133: Trying to create file *string* that already exists.

Cause: The file object was initialized with LFILOPTY_OUTPUT and without LFILOPTY_REPLACE and yet a file by this name already exists.

Action: Check to make sure that you are creating the right file. If you intend to overwrite the file if it exists that specify the replace option LFILOPTY_REPLACE when initializing the file object.

LFI-00134: Unable to protect a file for an append operation.

Cause: The LFILOPTY_APPEND and LFILOPTY_PROT options were both specified for the file. This is currently not allowed because it would require copying the entire file at open time.

Action: Decide if you really need to protect the file for append. If so then think about making a copy of it before appending.

LFI-00135: Unable to remove temporary file.

Cause: A temporary file was created to protect a file and when the the tempfile was nolonger needed it LFI attempted to remove it and was unable to do so.

Action: Check the permissions and where the temp files are being created.

LFI-00136: Unable to change type of open file.

Cause: The function lfichty() was called on an opened file.

Action: This is a bug in the client code. lfichty() cannot be used in this case.

LFI-00137: Unable to perform *string* on a file object that is *string*.

Cause: Unable to perform an LFI operation on a file object for the given reason.

Action: Take the appropriate corrective measure. For example if a file is supposed to be opened before the operation can be performed, client code will need to open the file first.

LFI-00138: Unable to perform *string* on a name object that is *string*.

Cause: Unable to perform an LFI operation on a name object for the given reason.

Action: Take the appropriate corrective measure.

LFI-00139: Option *string* cannot be used with option *string* in calling *string*.

Cause: First option cannot be used with second option in such a function call.

Action: Re-examine code to determine which option is needed.

LFI-00140: Invalid option *string* were specified on input-output file.

Cause: The file was opened as input-output and one of the mode options (LFIOPTY_DELETE or non-LFIOPTY_RANDOM) was specified.

Action: Check to see how you intend to open this file and make the necessary changes.

LFI-00141: Unable to abort file in operation *string*.

Cause: The abort operation failed.

Action: Check the underlying errors for more information.

LFI-00142: Unable to delete an existing file [*string*][*string*] not owned by Oracle.

Cause: The file was not created by Oracle.

Action: Change owner of file to Oracle or give Oracle access privileges to delete it.

LFI-00143: Unable to delete non-existent file *string*.

Cause: The file to be deleted does not exist.

Action: Check the underlying errors for more information.

LFI-00144: File [*string*][*string*] does not exist

Cause: The file does not exist.

Action: Check to make sure the file exists and retry the operation.

LFI-00145: User buffer too short.

Cause: The buffer that was passed is not large enough.

Action: Allocate a larger buffer and retry the operation.

LFI-00146: copy does not expect the file *string.string* to exist

Cause: We are expecting the destination file not to exist and it does.

Action: Find out why the file does exist.

LFI-00147: File *string.string* does not exist

Cause: The file does not exist.

Action: Check to make sure the file exists and retry the operation.

LFI-00148: *string* can be called only on files opened in byte mode

Cause: A routine that should be used only for files in byte mode was called for a file that was opened in record mode

Action: In order to use this function, the file should be opened in byte mode.

LFI-00149: Error on destroying hash table in function *string*

Cause: We were expecting the cache path object and it does not.

Action: In order to use this function, the path object should be cache path object.

LFI-00150: Error on creating hash table in function *string*

Cause: routine failed to create path object hash table

Action: make sure that startsize <= LHTQMAXSLOTS

LFI-00151: Error on inserting into hash table in function *string*

Cause: routine failed to insert into hash table

Action: make sure there is enough memory for allocation and that the hash table exists.

LFI-00152: Read operation (byte mode) failed.

Cause: Byte mode read operation failed. Probably due to incorrect parameters or flags, or trying to read beyond end of file.

Action: Check syntax of the read command and size of file.

LFI-01000: Unable to write line to file.

Cause: The file being written to may no longer be open or we may have reached the end of the file.

Action: Examine underlying errors for more information.

LFI-01001: Unable to write *string* bytes to file.

Cause: The file being written to may no longer be open or we may have reached the end of the file.

Action: Examine underlying errors for more information.

LFI-01002: Unable to read line from file.

Cause: The file being read from may no longer be open.

Action: Examine underlying errors for more information.

LFI-01003: Unable to read *string* bytes from file.

Cause: The file being read from may no longer be open.

Action: See the accompanying error messages for more information.

LFI-01004: Unable to empty buffer.

Cause: The buffer manager is probably unable to write to the underlying file.

Action: Examine underlying errors for more information.

LFI-01005: Unable to fill buffer.

Cause: The buffer manager is probably unable to read from the underlying file.

Action: See the accompanying error messages for more information.

LFI-01006: File ends in partial character in *string*.

Cause: A line ends in a partial character.

Action: Examine underlying errors for more information.

LFI-01007: Line is too long; encountered in function *string*.

Cause: The length of the line exceeds the maximum length.

Action: Examine underlying errors for more information.

LFI-01500: Error condition on call to OSD function *string*.

Cause: An error condition arises in calling an OSD function. This message occurs if calls to malloc or free functions failed.

Action: Contact Oracle Worldwide Support.

LFI-01501: tmpnam() fails to generate temporary file name.

Cause: Operating system was unable to create temporary file name.

Action: Contact the development organization.

LFI-01502: Base filename does not exist.

Cause: The filename that was parsed had no base file. It was either all path or extension.

Action: Check the filename being passed in to make sure it is correct.

LFI-01503: Max filename size exceeded generating filename.

Cause: While building a filename we exceeded the buffer allocated to hold the new filename.

Action: Contact the development organization.

LFI-01504: fseek() failed(OSD return value = *string*) in *string*.

Cause: The function fseek() returned an error condition.

Action: Contact Oracle Worldwide Support.

LFI-01505: fclose() failed(OSD return value = *string*) in *string*.

Cause: The function fclose() returned an error condition.

Action: Contact Oracle Worldwide Support.

LFI-01506: fflush() failed(OSD return value = *string*).

Cause: The function fflush() returned an error condition.

Action: Contact the development organization.

LFI-01507: fwrite() failed(OSD return value = *string*) in *string*.

Cause: File pointer may be null or may not be opened for write.

Action: Contact the development organization.

LFI-01508: access() failed.

Cause: Call to access() failed.

Action: Contact the development organization.

LFI-01509: fopen() failed(OSD return value = *string*).

Cause: Call to fopen() failed.

Action: Contact Oracle Worldwide Support.

LFI-01510: fread() failed(OSD return value = *string*) in *string*.

Cause: Call to fread() failed.

Action: Contact Oracle Worldwide Support.

LFI-01511: unlink() failed(OSD errno = *string*) in *string*.

Cause: Call to unlink() failed.

Action: Contact the development organization.

LFI-01512: stat() failed

Cause: Call to stat() failed.

Action: Contact Oracle Worldwide Support.

LFI-01514: ftell() failed in *string*

Cause: The ftell() function returned an error.

Action: Contact Oracle Worldwide Support.

LFI-01515: truncate() failed.

Cause: The function truncate() returned an error condition.

Action: Contact the development organization.

LFI-01516: read() failed (OSD return value = *string*) in *string*.

Cause: Call to read() failed.

Action: Contact the development organization.

LFI-01517: open() failed(OSD return value = *string*).

Cause: Call to open() failed.

Action: Contact the development organization.

LFI-01518: write() failed(OSD return value = *string*) in *string*.

Cause: Call to write() failed.

Action: Contact the development organization.

LFI-01519: lseek() failed(OSD return value = *string*) in *string*.

Cause: The lseek() function returned an error.

Action: Contact Oracle Worldwide Support.

LFI-01520: close() failed(OSD return value = *string*) in *string*.

Cause: The function close() returned an error condition.

Action: Contact the development organization.

LFI-01521: fsync() failed(OSD return value = *string*) in *string*.

Cause: The function fsync() returned an error condition.

Action: Contact the development organization.

LFI-01522: opendir() failed.

Cause: The function opendir() returned an error condition.

Action: Contact the development organization.

LFI-01523: rename() failed.

Cause: The function rename() returned an error condition.

Action: Contact the development organization.

LFI-01524: fdopen() failed(OSD return value = *string*).

Cause: Call to fdopen() failed.

Action: Contact the development organization.

LFI-01525: setvbuf() failed.

Cause: A call to lfcstd() had failed.

Action: Contact development service

LPX-00000 to LPX-01160

LPX-00000: normal, successful completion

Cause: Normal exit

Action: No action required.

LPX-00001: NULL pointer

Cause: A NULL pointer was detected as an internal error condition.

Action: This is a programming error by the caller of the XML parser. Please contact someone who can fix the problem.

LPX-00002: out of memory

Cause: The operating system has run out of memory.

Action: Make more memory available to the program.

LPX-00003: duplicate entry in hash table

Cause: An internal error has occurred (a key was requested to be placed in a hash table but was already there).

Action: Contact Oracle Support Services and report the error.

LPX-00004: internal error "~s"

Cause: An internal error has occurred.

Action: Contact Oracle Support Services and report the error.

LPX-00005: ~1s buffer overflow, maximum size is ~2u bytes

Cause: A name, quoted string, URL, or other document component was too long.

Action: Restrict the component to the maximum size shown.

LPX-00006: invalid child type for parent node

Cause: An attempt was made to add an invalid node-type to a parent node.

Action: Correct the code.

LPX-00007: unexpected end-of-file encountered

Cause: The document ended unexpectedly, perhaps due to truncation.

Action: Verify that the document is complete.

LPX-00008: invalid memory callback

Cause: The memory callback structure passed to xmlinit was missing the allocate or free functions (or both).

Action: Provide both functions in the callback structure.

LPX-00011: In line ~1u of ~2s [general entity ~3S]:

Cause: Error message prefixes, not errors themselves. These are the possible banner messages which appear before an XML error to describe the position (line#) and source (buffer or URI) in which the error occurred, as well as the entity's name (if the source is an entity). Parameter entity banner must be at +1 to non-entity banner, general entity at +2 (see lpxerr.c).

Action: No action required. This is not an error message.

LPX-00012: Unicode data alignment error

Cause: An input Unicode (UCS2) datum was not aligned properly.

Action: UCS2 data consists of an array of shorts (ub2) which must be aligned on an even-byte boundary.

LPX-00013: wrong node type

Cause: The wrong node type was given as argument to a DOM call.

Action: Review the failing function call, consult the documentation, and make sure the node types passed as correct.

LPX-00014: context is not clean

Cause: An operation was performed on a context that has already been used (so is not "clean").

Action: Some functions must be performed on a newly initialized context before being used for parsing. For example, setting a shared DTD. Change the code and do the call before parsing.

LPX-00017: ~1snodeName: <~2S>

Cause: More error message boilerplate.

Action: No action required. This is not an error message.

LPX-00018: internal error "nested open strings"

Cause: An internal error has occurred.

Action: Contact Oracle Support Services and report the error.

LPX-00019: property "~s" unknown

Cause: An unexpected error has occurred in a subsystem used by XML. Subcode is the error code returned by that failing subsystem.

Action: Contact Oracle Support Services and report the error and subcode.

LPX-00050: initialization error: NLS mismatch

Cause: A language ID was specified without the matching global area.

Action: Internal error, contact Oracle Support Services and report the error.

LPX-00051: NLS initialization failed

Cause: The NLS (National Language Support) package initialization failed.

Action: Internal error, contact Oracle Support Services and report the error.

LPX-00052: LEH initialization failed

Cause: The LEH (Library Exception Handling) package initialization failed.

Action: Internal error, contact Oracle Support Services and report the error.

LPX-00053: LML initialization failed

Cause: The LML (Low-Level Memory manager) package initialization failed.

Action: Internal error, contact Oracle Support Services and report the error.

LPX-00054: LPU initialization failed, error ~u

Cause: The LPU (URL Parser/Loader) package initialization failed.

Action: Internal error, contact Oracle Support Services and report the error.

LPX-00100: root element "~1S" does not match DTD root "~2S"

Cause: Validity Constraint 2.8 failed: "The Name in the document type declaration must match the element type of the root element." *Example: <?xml version="1.0"?><!DOCTYPE greeting [<!ELEMENT greeting (#PCDATA)>]> *salutation*Hello!/*salutation* *Explanation: The document's root element, *salutation*, does not match the root element declared in the DTD (*greeting*).

Action: Correct the document.

LPX-00101: parameter-entity markup cannot be split up

Cause: Validity Constraint 2.8 failed: "Parameter-entity replacement text must be properly nested with markup declarations." *Example: <?xml version="1.0"?><!DOCTYPE greeting [<!ENTITY % e "<!ELEMENT "> %e; greeting (#PCDATA)>]> *greeting*Hello!/*greeting* *Explanation: The parameter entity 'e' contains markup which may not be split up; the entire ELEMENT (or ATTLIST or ENTITY) definition must be present in one piece.

Action: Correct the document.

LPX-00102: standalone document declaration should be "no"

Cause: Validity Constraint 2.9 failed: "Standalone document declaration must have the value 'no' if any external markup declarations contain declarations of: * attributes with default values - or - * entities - or - * attributes with values subject to normalization - or - * element types with element content"

Action: Correct the document.

LPX-00103: document structure does not match DTD

Cause: Validity Constraint 3 failed: "An element is valid if there is a declaration matching elementdecl where the Name matches the element type, and one of the following holds: * The declaration matches EMPTY and the element has no content * The declaration matches children and the sequence of child elements belongs to the language generated by the regular expression in the content model, with optional white space (characters matching the nonterminal S) between each pair of child elements. * The declaration matches Mixed and the content consists of character data and child elements whose types match names in the content model. * The declaration matches ANY, and the types of any child elements have been declared."

Action: Correct the document.

LPX-00104: element "~S" is not declared in the DTD

Cause: Validity Constraint 3 failed: The named element has no matching elementdecl in the DTD

Action: Correct the document.

LPX-00105: element "~S" is not empty as required by the DTD

Cause: Validity Constraint 3 failed: The named element is declared as EMPTY in the DTD but contains sub-elements in the document.

Action: Correct the document.

LPX-00106: attribute "~1S" of element "~2S" is undefined

Cause: Validity Constraint 3.1 failed:

Action: Correct the document.

LPX-00107: element "~S" has multiple declarations

Cause: Validity Constraint 3.2 failed: "No element type may be declared more than once."

Action: Correct the DTD.

LPX-00108: parameter-entity parenthetical cannot be split up

Cause: Validity Constraint 3.2.1 failed: "Parameter-entity replacement text must be properly nested with parenthesized groups. For interoperability, if a parameter-entity reference appears in a choice, seq, or Mixed construct, its replacement text should not be empty, and neither the first nor last non-blank character of the replacement text should be a connector (| or ,). *Example: <?xml version="1.0"?> <!DOCTYPE foo [<!ELEMENT greeting (#PCDATA)> <!ENTITY % e "(#PCDATA | "> <!ELEMENT foo %e; greeting)>]> *greeting*Hello!*greeting* *Explanation: The parenthetical content of the 'e' entity may not be split up into sections: both open and close parentheses must be in the same declaration.

Action: Correct the DTD.

LPX-00109: duplicate name "~S" in mixed-content declaration

Cause: Validity Constraint 3.2.2 failed: "The same name must not appear more than once in a single mixed-content declaration." *Example: <!ELEMENT p (#PCDATA | a | b | c | d | a)> *Explanation: 'a' occurs more than once in the mixed-content declaration.

Action: Correct the DTD.

LPX-00110: invalid ~1s "~2S" (not a Name)

Cause: Validity Constraint 3.3.1 failed: Given thing is not a Name

Action: Correct the document.

LPX-00111: invalid ~1s "~2S" (not a Nmtoken)

Cause: Validity Constraint 3.3.1 failed: Given thing is not a Nmtoken

Action: Correct the document.

LPX-00112: element "~S" has multiple ID attributes

Cause: Validity Constraint 3.3.1 failed: "No element type may have more than one ID attribute specified."

Action: Correct the document.

LPX-00113: element "~1S" ID attribute "~2S" must be #IMPLIED or #REQUIRED

Cause: Validity Constraint 3.3.1 failed: "An ID attribute must have a declared default of #IMPLIED or #REQUIRED."

Action: Correct the document.

LPX-00114: element "~1S" attribute "~2S" has invalid enumeration value "~3S"

Cause: Validity Constraint 3.3.1 failed: "Values of this type must match one of the Nmtoken tokens in the declaration."

Action: Correct the document.

LPX-00115: element "~1S" is missing required attribute "~2S"

Cause: Validity Constraint 3.3.2 failed: "If the default declaration is the keyword #REQUIRED, then the attribute must be specified for all elements of the type in the attribute-list declaration."

Action: Correct the document.

LPX-00116: element "~1S" attribute "~2S" has invalid value "~3S", must be "~4S"

Cause: Validity Constraint 3.3.2 failed: "If an attribute has a default value declared with the #FIXED keyword, instances of that attribute must match the default value."

Action: Correct the document.

LPX-00118: undefined entity "~S"

Cause: Validity Constraint 4.1 failed: "In a document with an external subset or external parameter entities with "standalone='no'", the Name given in the entity reference must match that in an entity declaration."

Action: Correct the document.

LPX-00119: element "~1S" attribute "~2S" must be an unparsed entity

Cause: The attribute value must be an unparsed entity.

Action: Correct the document.

LPX-00120: entity "~1S" NDATA (notation) "~2S" is undefined

Cause: Entity's NDATA (notation) is undefined

Action: Correct the document.

LPX-00121: undefined notation "~S"

Cause: Notation is not known.

Action: Correct the document.

LPX-00122: undefined ID "~S" in IDREF

Cause: Validity Constraint 3.3.1 failed: "A name must not appear more than once in an XML document as a value of this type; i.e., ID values must uniquely identify the elements which bear them."

Action: Correct the document.

LPX-00123: duplicate ID "~S"

Cause: An ID was used twice, they must be unique.

Action: Correct the document.

LPX-00124: attribute value should be one or more tokens

Cause: An attribute with tokenized type (IDREFS, ENTITIES, NMTOKENS) did not contain any tokens.

Action: Value must contain one or more tokens, separated by spaces.

LPX-00125: duplicate entity "~S" (ignored)

Cause: Warning returned by XmlDocumentGetDecl when original document did not contain an XMLDecl

Action: This is a warning, not an error. The value XMLERR_NO_DECL is used by the programmer to detect whether a document had an XMLDecl or not. It does not indicate a problem.

LPX-00200: could not convert from encoding ~1s to ~2s

Cause: The conversion cannot be made between the specified encodings.

Action: Choose a data encoding which can represent all expected input encoding (such as a Unicode-based encoding, UTF-8 or UTF-16).

LPX-00201: unknown encoding "~s"

Cause: The specified encoding was not known. It should be an IANA or Oracle encoding name.

Action: Use an appropriate encoding.

LPX-00202: could not open "~s" (error ~u)

Cause: The named input (file, URL, etc) does not exist.

Action: Make sure the named input is available and can be opened.

LPX-00203: could not read from "~s" (error ~u)

Cause: Data could not be read from the named input.

Action: Take appropriate action to allow data to be read.

LPX-00204: syntax error

Cause: A syntax error was found.

Action: Check the XML document line and correct it.

LPX-00205: expected "<!--" at the start of comment

Cause: Bad syntax detected when processing a comment.

Action: Fix the comment syntax.

LPX-00206: invalid CDATA section

Cause: Bad syntax detected when processing CDATA. Proper format is '<![CDATA[data]]>'.
Action: Correct the CDATA syntax.

LPX-00207: expected "[" at the start of conditional section

Cause: Bad syntax detected when processing a conditional section.

Action: Fix the conditional section syntax.

LPX-00208: unknown DTD keyword "~s"

Cause: An unknown keyword was found in the DTD.

Action: Use a proper keyword.

LPX-00209: PI names starting with XML are reserved

Cause: Processing instruction starting with XML was found.

Action: Use another name for the processing instruction.

LPX-00210: expected '~1c' instead of '~2c'

Cause: A syntax error was detected.

Action: Use proper syntax.

LPX-00211: attribute default must be REQUIRED, IMPLIED, or FIXED

Cause: Attribute default was invalid.

Action: Default must be REQUIRED, IMPLIED, or FIXED.

LPX-00212: comment must not contain "--"

Cause: A syntax error was detected in the comment.

Action: Use '--' only when specifying the end of the comment.

LPX-00213: comment did not end in "-->"

Cause: A syntax error was detected in the comment.

Action: Be sure to end the comment with '-->'.

LPX-00214: CDATA section did not end in "]]>"

Cause: A syntax error was detected in the CDATA section.

Action: Be sure to end the CDATA section with ']]>'.

LPX-00215: processing instruction did not end in "?>"

Cause: A syntax error was detected in the PI section.

Action: Be sure to end the PI with '?>'.

LPX-00216: invalid character ~1u (~2X)

Cause: An invalid multibyte character was found.

Action: Use only characters allowed by the XML specification.

LPX-00217: invalid character ~1u (~2x)

Cause: An invalid Unicode character was found.

Action: Use only characters allowed by the XML specification.

LPX-00218: invalid character ~1u ('~2c')

Cause: An invalid native (ASCII/EBCDIC) character was found.

Action: Use only characters allowed by the XML specification.

LPX-00219: invalid digit '~c' in character reference

Cause: An invalid digit was found in a character reference.

Action: Character references are either &#DDD; where D's are decimal digits, or &#xHHH; where H's are hexadecimal digits.

LPX-00220: the string "]]>" cannot occur in character data

Cause: Found ']]>' in character data.

Action: Do not use ']]>' in character data.

LPX-00221: the character "<" cannot occur in attribute values

Cause: Found '<' in an attribute value.

Action: Do not use '<' in attribute values.

LPX-00222: error received from SAX callback function

Cause: An error was received from the SAX callback function.

Action: Examine the additional error messages and take corrective action.

LPX-00223: external entity "~s" found in an attribute value

Cause: An external entity reference was found in an attribute value.

Action: Use only references to internal or character entities in attribute values.

LPX-00224: multiple occurrences of attribute "~S" found

Cause: An attribute occurred multiple times in the same start-tag or empty-element tag.

Action: Make sure that the attributes are unique.

LPX-00225: end-element tag "~1S" does not match start-element tag "~2S"

Cause: An element tag was not ended properly.

Action: Make sure that the correct end element tag is used.

LPX-00226: entity "~S" is not declared

Cause: An entity is not declared.

Action: Declare the entity before referencing it.

LPX-00227: entity "~S" is not a parsed entity

Cause: An entity reference contained the name of an unparsed entity.

Action: Only reference parsed entities.

LPX-00228: entity reference "~S" refers to itself

Cause: An entity reference contains a recursive reference to itself.

Action: Modify the contents of the entity reference to remove this recursion.

LPX-00229: input source is empty

Cause: An XML input file has no contents.

Action: The XML file representing a document must contain at least one element.

LPX-00230: invalid character ~1u (~2x) found in a Name or Nmtoken

Cause: An invalid character was found in a NAME or NMTOKEN.

Action: Use only the characters allowed for NAMES and NMTOKENS by the XML specification.

LPX-00231: invalid character ~1u (~2c') found in a Name or Nmtoken

Cause: An invalid character was found in a NAME or NMTOKEN.

Action: Use only the characters allowed for NAMES and NMTOKENS by the XML specification.

LPX-00232: invalid use of a parameter entity reference

Cause: A parameter entity reference was found in an improper location in the internal DTD subset.

Action: Use a parameter entity reference only where markup declarations can occur in the internal DTD subset, in the external DTD subset, or in an external entity.

LPX-00233: namespace prefixes starting with "xml" are reserved

Cause: Namespace prefix starting with XML was found.

Action: Use another name for the namespace prefix.

LPX-00234: namespace prefix "~S" is not declared

Cause: Namespace prefix is not declared.

Action: Declare the prefix in an attribute list.

LPX-00235: invalid XML version, must be 1.0 or 1.1

Cause: An invalid XML version was specified. Only version 1.0 of the XML specification is supported. Version 1.1 may be specified but will be treated as version 1.0.

Action: Use the 1.0 or 1.1 specification and set the version number accordingly.

LPX-00236: invalid character ~1u (~2c') found in public identifier

Cause: An invalid character was found in a public identifier.

Action: Use only the characters allowed for public identifiers by the XML specification.

LPX-00237: invalid condition section keyword, must be INCLUDE or IGNORE

Cause: A conditional section <![keyword [markup]]> had invalid keyword, must be either "IGNORE" or "INCLUDE"

Action: Correct condition section usage in document.

LPX-00238: unterminated conditional section

Cause: A conditional section was not properly terminated with]>.

Action: Verify conditional nesting in document and correct.

LPX-00239: invalid attribute type "~s"

Cause: The attribute type is not valid. Options are CDATA, ID, IDREF, IDREFS, ENTITY, ENTITIES, NMTOKEN, or NMTOKENS.

Action: Check and correct attribute declaration.

LPX-00240: element-start tag is not well formed

Cause: A start-element tag was improperly formed.

Action: Check and correct the start-element syntax.

LPX-00241: entity reference is not well formed

Cause: An entity reference (general or parameter) was not formed properly.

Action: Form entity reference correctly as "&name;" or "%name;".

LPX-00242: invalid use of ampersand ('&') character (use &)

Cause: The ampersand character is used only to start entity or character references.

Action: To include an ampersand character as data, use the built-in & general entity.

LPX-00243: element attribute value must be enclosed in quotes

Cause: An attribute defined in an element's start-tag must be enclosed in single (") or double (") quotes.

Action: Enclose the attribute value in quotes.

LPX-00244: invalid use of less-than ('<') character (use <)

Cause: The less-than character ('<') is not permitted as data.

Action: Use the built-in entity < instead. Check for mismatched quotes (") in case the '<' is part of subsequent markup.

LPX-00245: extra data after end of document

Cause: After the close of the top-level element, more data was found.

Action: The end-element tag for the top-level element must be the last thing in the document.

LPX-00246: missing system ID after public ID

Cause: In an external ID declaration, the public ID literal was not followed by the system ID literal as required.

Action: Provide with public **and** system IDs for 'PUBLIC' type.

LPX-00247: invalid Document Type Declaration (DTD)

Cause: Problems were encountered in the DTD declaration.

Action: Review the DTD and correct the problems.

LPX-00248: invalid entity declaration

Cause: Problems were encountered parsing an entity declaration.

Action: Check and correct the declaration syntax.

LPX-00249: invalid external ID declaration

Cause: Problems were encountered parsing an external ID declaration.

Action: Check and correct the declaration syntax.

LPX-00250: invalid attribute declaration

Cause: Problems were encountered parsing an attribute declaration.

Action: Check and correct the declaration syntax.

LPX-00251: conditional sections are valid only in external DTDs

Cause: A condition section is not permitted in internal DTDs.

Action: Remove the condition section.

LPX-00252: invalid entity replacement-text nesting

Cause: Markup included from an entity must nest/group properly. That is, open/close markup must occur within the same entity. For example, `<!DOCTYPE doc [<!ENTITY e "/foofoo">]> docfoo&e;/foo/doc` Is invalid since foo's start-tag occurs in the top-level document, but the close-tag is provided by the "e" entity. Both start and end must be provided by the same source.

Action: Examples, such as the ones above, are not permitted.

LPX-00253: missing required version number in XML declaration

Cause: An XML declaration was missing the required version#.

Action: Always provide a version#, which must come first in the declaration. XML is case sensitive, so only "version" (not "Version", and so on) is valid.

LPX-00254: invalid XML declaration

Cause: Problems were encountered parsing an XML declaration.

Action: Check and correct the declaration syntax.

LPX-00255: XML standalone declaration must be "yes" or "no"

Cause: The "standalone" parameter in the XML declaration had an invalid value.

Action: standalone must be set to either "yes" or "no". Case is sensitive, so "Yes", "YES", and so on, are invalid.

LPX-00256: invalid element declaration

Cause: Problems were encountered parsing an element declaration.

Action: Check and correct the declaration.

LPX-00257: invalid children specification in element declaration

Cause: The 'children' specification in an element declaration was invalid.

Action: Check and correct the declaration.

LPX-00258: invalid "Mixed" specification in element declaration

Cause: The 'Mixed' specification in an element declaration was invalid.

Action: Check and correct the declaration.

LPX-00259: invalid notation declaration

Cause: Problems were encountered parsing a notation declaration.

Action: Check and correct the declaration syntax.

LPX-00260: invalid xml:space attribute declaration

Cause: The xml:space attribute must be declared as an enumeration with choices "default" and "preserve". For example, <!ATTLIST foo xml:space (default | preserve) 'preserve').

Action: Declare the special attribute as above.

LPX-00261: invalid URL ~s

Cause: The specified URL was invalid and could not be parsed.

Action: Correct the URL; consult RFC-2396.

LPX-00262: unsupported protocol ~s

Cause: An URL was encountered which requested a protocol not supported by the XML parser. Only HTTP and file are currently allowed.

Action: Make the data available through the filesystem or HTTP.

LPX-00263: couldn't connect to host ~s port ~d

Cause: A TCP connection couldn't be opened to the named host.

Action: Verify the hostname and connectivity to the host.

LPX-00264: send failed to host ~s

Cause: An error occurred trying to send data over a TCP connection.

Action: Verify network connectivity, and so on.

LPX-00265: read failed from to host ~s

Cause: An error occurred trying to read data from a TCP connection.

Action: Verify network connectivity, and so on.

LPX-00266: invalid language specification ~s

Cause: The given language specification was invalid.

Action: Language specification has the format *language_territory.character set*. For example, "French_France".

LPX-00267: could not resolve relative URL ~s

Cause: The named relative URL couldn't be resolved against its parent.

Action: Make sure the relative makes sense in relation to its parent URL; see RFC-2396 sections 4, 5, and appendix C.

LPX-00268: invalid access method ~1d, must be 0 to ~2d

Cause: The provided access code was not in the valid range.

Action: The code should be one of the XMLACCESS_XXX codes defined in oraxml.h, in the range shown in the error message.

LPX-00269: all three access functions (open/close/read) must be provided

Cause: An attempt was made to set the access method callbacks, but all three functions were not provided.

Action: All three callback functions (open, close, and read) are required. They must all be provided, even if they are stub functions which do nothing.

LPX-00270: FTP error: ~s

Cause: An error was returned from the FTP server while trying to retrieve a file. See the specific message for details.

Action: Corrective action depends on the error.

LPX-00271: FTP login failed: ~s

Cause: The username/password combination was invalid for FTP login.

Action: Specify a valid pair.

LPX-00272: FTP server unavailable: ~s

Cause: The FTP server is unavailable for use.

Action: No action is possible from the client side. See server's error message.

LPX-00273: failed to initialize TCP/IP

Cause: The TCP/IP package could not be initialized.

Action: Check with system administrator to see if this is a configuration problem or a connectivity problem.

LPX-00274: can't import node type

Cause: Some node types (DOCUMENT_NODE & DOCUMENT_TYPE_NODE) cannot be imported with importNode().

Action: No action required.

LPX-00275: can't set output/data encoding AFTER parsing

Cause: Output/data encoding must be set after initialization but BEFORE any parsing has taken place.

Action: Set encoding before parsing any documents.

LPX-00276: bad HTTP/Mime header

Cause: An HTTP reply contained an invalid Mime header.

Action: Verify HTTP reply for accuracy. See RFC 2616.

LPX-00277: no closing quote was seen

Cause: A quoted string was started but not finished.

Action: Put a closing quote in the proper location.

LPX-00278: invalid ~s proxy "~s"

Cause: The proxy specification for the given protocol was invalid.

Action: Check and correct the proxy specification. For HTTP, this is the environment variable "http_proxy".

LPX-00279: invalid no_proxy "~s"

Cause: The no_proxy specification was invalid.

Action: Check and correct it. no_proxy is a comma- or space-separated list of machine or domain names, with an optional port part. If no port part is present, then it applies to all ports on that domain.

LPX-00280: HTTP error ~s

Cause: An HTTP protocol error occurred.

Action: Corrective action depends on the error..

LPX-00281: unsupported encoding "~s"

Cause: The specified encoding is known but not supported by the parser.

Action: Try a different encoding.

LPX-00282: document cannot have both internal/external and shared DTDs

Cause: A parser context which had a shared DTD set was used to parse a document which also contained a DTD. You cannot use both a shared DTD and an internal/external one.

Action: If a shared DTD is to be used, then the documents parsed must not contain or reference a DTD.

LPX-00283: document encoding is ~s-based but default input encoding is not

Cause: The input document was detected to be ASCII (or EBCDIC) based, but no encoding was specified in the XMLDecl and the default input coding was not ASCII (or EBCDIC) based, so could not be applied.

Action: Add an explicit encoding specification to the XMLDecl so the default input encoding is not needed, or pick a default encoding which matches the input document.

LPX-00284: namespace prefix to NULL URI is not allowed

Cause: An element's namespace prefix declarations was for a NULL URI, e.g. <foo xmlns:bar="" /> This is illegal presently in XML 1.0, but will be legal in XML 1.1

Action: Remove erroneous prefix definition.

LPX-00285: invalid Unicode surrogate ~X ~X

Cause: A Unicode document contained an invalid surrogate. If the first (high) surrogate is in the correct range 0xD800 to 0xDBFF, then the second (low) surrogate must be in the range 0xDC00 to 0xDFFF.

Action: Correct the document.

LPX-00286: Exceeded max depth for recursion

Cause: The depth of embedded elements in the document exceeded the limit of 2000.

Action: Correct the document.

LPX-00287: Max limit of ~1d exceeded for ~s

Cause: Max limit exceeded

Action: Correct the document.

LPX-00288: CDATA-section-close delimiter is prohibited in element content

Cause: Element content contained CDATA-section-close delimiter.

Action: Correct the document.

LPX-00289: invalid redefinition of xmlns URI

Cause: The XML namespace Uniform Resource Identifier 'http://www.w3.org/2000/xmlns/' must not be assigned a prefix.

Action: Correct the document.

LPX-00290: invalid use of xmlns as a prefix

Cause: The prefix 'xmlns' was reserved and could not be used as a prefix.

Action: Correct the document.

LPX-00300: no name in attribute set

Cause: The name attribute was not found in the attribute-set element.

Action: Add a name attribute for this element.

LPX-00301: error in XPATH evaluation

Cause: The XPATH evaluation returns an error.

Action: Check specified XPATH expression to determine the error.

LPX-00302: Incorrect stylesheet. The node is not valid.

Cause: The child node is of invalid type or has invalid name for this particular location in stylesheet, rendering the stylesheet as invalid XSLT.

Action: Fix the stylesheet by using valid nodes only.

LPX-00303: attribute value "~S" not expected for ~S

Cause: Attribute is found but its value is not the expected value.

Action: Set the attribute value to the correct value.

LPX-00304: input parameter to function is null

Cause: An input parameter passed into this function is null when it is not supposed to.

Action: Make sure the caller function is not passing null for this parameter.

LPX-00305: missing token

Cause: An expected token is not found.

Action: Check the input string to make sure the expected token is present.

LPX-00306: input string ended with no corresponding closing '}'

Cause: A closing '}' is expected.

Action: Add the closing '}' to the input string or remove the extra opening '{'.

LPX-00307: namespace prefix ~S used but not declared

Cause: Namespace prefix is used but not declared.

Action: Either declare the namespace or don't use this namespace prefix.

LPX-00308: attribute ~S not found in ~S

Cause: The expected attribute for this node is not found.

Action: Need to add this attribute to the node.

LPX-00309: cannot initialize XPATH

Cause: XPATH context could not be initialized.

Action: Check the initialization function LpxsutInitXPathCtx().

LPX-00310: element ~S not found in ~S

Cause: The expected element is not found.

Action: Check the initialization function LpxsutInitXPathCtx().

LPX-00311: unsupported feature: ~s

Cause: This feature is not supported.

Action: Do not use this feature.

LPX-00312: cannot construct XML PI with content: ~S

Cause: The content of XML PI node might be invalid.

Action: Make necessary changes to make the node valid according to spec.

LPX-00313: cannot construct XML comment with content: ~S

Cause: The content of XML comment node might be invalid.

Action: Make necessary changes to make the node valid according to spec.

LPX-00314: an internal failure occurred

Cause: An internal error occurred in the code.

Action: Contact appropriate developer.

LPX-00315: extension function ~S not supported

Cause: This extension function is not supported.

Action: Either contact appropriate developer for more information or don't use this extension function.

LPX-00316: invalid value ~S for ~S attribute ~S

Cause: The value for the specified attribute is invalid.

Action: Consult the XSL spec, use only legal values.

LPX-00317: undefined decimal-format "~S"

Cause: The named decimal-format is undefined (the name "#default" means the default format).

Action: Define the desired decimal-format before trying to use it.

LPX-00318: duplicate xsl:decimal-format "~S"

Cause: The named decimal-format was declared more than once.

Action: Make sure there is only a single declaration.

LPX-00319: The node specified is not valid

Cause: The node specified is not of expected type.

Action: Use only the nodes of legal type.

LPX-00320: No more attributes can be added to a non empty element

Cause: The element to which an attribute was being added is non empty and hence can not add anymore attributes to it.

Action: Modify the XSLT stylesheet so that all the attributes are added to an element before anything else is added to it. If you absolutely can not do that then select your output method to be DOM based rather than a stream or SAX based output which you are using presently.

LPX-00321: None of the output method (DOM, SAX, Stream) is selected

Cause: User is trying to process an XML file with out selecting any mechanism for output.

Action: User must select one of the output mechanisms (SAX/DOM/Stream) before attempting to process the XML file.

LPX-00322: A doc referred by XSLT stylesheet could not be opened : ~s

Cause: Either an import,include or document() function tried to open a document and failed.

Action: Make sure that document is present and can be opened.

LPX-00323: illegal apply-imports because of no current template: ~s

Cause: apply-imports was used even when there was no current template possibly with in for-each.

Action: Make sure that apply-imports are invoked only if there is a current template and it is not in a xsl:for-each.

LPX-00324: "~S" is not a valid value for the lang attribute of xsl:sort

Cause: An invalid language name was specified for sorting.

Action: Provide a valid value for the lang attribute of xsl:sort.

LPX-00327: unknown or undefined parameter for style sheet

Cause: A named parameter supplied to a style sheet did not match any parameters defined for the style sheet.

Action: This is a warning, not an error. Omit the parameter or use a correct name for the parameter.

LPX-00328: style sheet parameter was previously set

Cause: A style sheet parameter was previously set and already had a value; the value cannot be changed.

Action: This is a warning, not an error. The previous value will be used. Avoid setting the parameter multiple times.

LPX-00400: an internal error has occurred in XPATH

Cause: An internal error has occurred in XPATH.

Action: Contact the appropriate developer.

LPX-00401: invalid QName in the XSL file

Cause: An invalid QName was passed to the XPATH parser.

Action: See whether there are any invalid QNames in the XSL file.

LPX-00402: invalid axisname in the XSL file

Cause: An invalid axis name was passed to the XPATH parser.

Action: See whether all axis names in the XSL file are correct.

LPX-00403: unmatched quote in the XSL file

Cause: An unmatched quote was found in the XSL file.

Action: Check for unmatched quotes in the XSL file.

LPX-00404: unable to resolve namespace URI

Cause: The namespace URI may not be valid.

Action: Make sure that the name space URIs are valid.

LPX-00405: unable to allocate memory

Cause: May be out of memory.

Action: Try increasing virtual memory.

LPX-00406: object of incorrect type passed to the function

Cause: An object of incorrect type was passed to the XPATH/XSL function.

Action: Do the required conversion before passing in an object of type which is different from the expected type.

LPX-00407: right square bracket missing in the XSL file

Cause: Right square bracket missing in the XSL file.

Action: Check for unmatched square bracket in the XSL file.

LPX-00408: right parenthesis missing in the XSL file

Cause: Right parenthesis missing in the XSL file.

Action: Check for unmatched parenthesis in the XSL file.

LPX-00409: incorrect token encountered while parsing

Cause: An unexpected token encountered while parsing the expression/ pattern.

Action: Check the syntax of the expressions/patterns.

LPX-00410: unable to resolve the variable reference

Cause: Variable reference may not be valid.

Action: Check whether the variable references are valid.

LPX-00411: unknown function name encountered

Cause: The function is not supported at this time or the name is invalid.

Action: Check the function names. If valid and this error occurs, then avoid using them at this time.

LPX-00413: loss of precision due to excessively large numerical constant

Cause: The numerical constant in the XPath expression is too big.

Action: n/a

LPX-00601: Invalid token in: '~S'

Cause: Invalid token in XPath expression.

Action: Check the expression.

LPX-00602: Invalid child element '~1S' of element '~2S'.

Cause: Invalid child element in this stylesheet context.

Action: Check the stylesheet.

LPX-00603: Invalid attribute value '~1S': {element '~2S', attribute '~3S'}.

Cause: Invalid attribute value in this stylesheet context.

Action: Check the stylesheet.

LPX-00604: Invalid attribute value '~1S', for attribute '~2s'.

Cause: Invalid attribute value for this attribute.

Action: Check the stylesheet.

LPX-00605: Invalid attribute '~1S' in element '~2S'.

Cause: Invalid attribute for this element.

Action: Check the stylesheet.

LPX-00606: Missing attribute '~1s' in element '~2S'.

Cause: Missing attribute for this element.

Action: Check the stylesheet.

LPX-00607: Invalid reference: '~S'.

Cause: Invalid variable or parameter or template reference.

Action: Check the stylesheet.

LPX-00608: Repeated declaration of '~1S' in element '~2S'.

Cause: Only one declaration is allowed at this level.

Action: Check the stylesheet.

LPX-00609: Function call with invalid number of arguments in '~1S'.

Cause: Invalid number of arguments.

Action: Check the function signature.

LPX-00651: VM Stack overflow.

Cause: The XML data is too large.

Action: Increase the size of VM stacks in XmlXslVMCreate().

LPX-00652: SAX callback returns with error.

Cause: SAX callback returns an error.

Action: Check the callback function.

LPX-00653: Output attribute '~S' doesn't have a parent element.

Cause: Attribute is generated in a wrong context.

Action: Check the XSLT stylesheet.

LPX-00654: Output namespace attribute '~S' doesn't have a parent element.

Cause: Attribute generated in the wrong context.

Action: Check the XSLT stylesheet.

LPX-00655: Invalid output comment '~S'.

Cause: Invalid comment node.

Action: Check the XSLT stylesheet.

LPX-00656: XSLTVM terminate.

Cause: VM terminates.

Action: No action.

LPX-00657: Invalid output PI '~S'.

Cause: Invalid PI node.

Action: Check the XSLT stylesheet.

LPX-00658: Invalid XSLT object type.

Cause: Invalid object type in XPath evaluation.

Action: Check the XSLT stylesheet.

LPX-00659: Output write failed.

Cause: Write operation failed.

Action: Check the write method.

LPX-00660: Not a well-formed document or external entity.

Cause: The generated document is not well-formed.

Action: Check the XSLT stylesheet.

LPX-00661: Failed to load: '~s'.

Cause: Failed to load a document.

Action: Check the XSLT stylesheet.

LPX-00662: Invalid encoding.

Cause: Invalid encoding specified.

Action: Check the encoding string.

LPX-00663: VM String-Stack overflow.

Cause: The string data is too large.

Action: Increase the size of VM StringStack in XmlXslVMCreate().

LPX-00664: VM Node-Stack overflow.

Cause: Too many XML nodes.

Action: Increase the size of VM NodeStack in XmlXslVMCreate().

LPX-00690: Invalid argument.

Cause: Invalid or missing argument.

Action: Check the function signature.

LPX-00700: invalid SOAP context

Cause: The SOAP context passed to an XmlSoap function was invalid.

Action: Make sure the context passed is an xmlsoapctx and is still valid (has not been destroyed).

LPX-00701: invalid SOAP role

Cause: An invalid SOAP role was specified.

Action: Only xmlsoaprole enum values should be used (see xml.h).

LPX-00702: invalid SOAP connection binding

Cause: An invalid SOAP connection binding was specified.

Action: Only xmlsoapbind enum values should be used (see xml.h).

LPX-00703: SOAP POST failed

Cause: A SOAP message sent with an HTTP binding failed.

Action: See the returned HTTP error to determine the problem.

LPX-00704: elem has no mustUnderstand

Cause: Header block does not have a mustUnderstand attribute.

Action: This is legal, no action required.

LPX-00705: elem has no role

Cause: Header block does not have a role attribute.

Action: This is legal, no action required.

LPX-00706: message has no fault

Cause: Message body has no Fault child.

Action: This is legal, no action required.

LPX-00707: no Fault reason w/given language

Cause: Fault element does not have a reason with given language.

Action: This is legal, no action required.

LPX-00708: SOAP failed to make HTTP connection

Cause: SOAP failed to make an HTTP connection to the given URL.

Action: Possible cause is invalid URL or memory exhaustion.

LPX-00709: SOAP reply not valid XML

Cause: The reply to a SOAP call was not a valid XML document.

Action: Check the calling URL for validity; otherwise the problem is likely to be on the reply side.

LPX-00711: invalid SOAP version

Cause: The version string specified at SOAP creation time was invalid.

Action: Specify a valid version string, either '1.1' or '1.2'.

LPX-00712: failed to set HTTP header

Cause: Connection does not exist, or header is badly formed, or maximum number of headers is exceeded.

Action: Check that connection exists, header has ':', decrease number of headers.

LPX-00713: body has more than one fault

Cause: Message body has multiple Fault children.

Action: Most likely bug in the server.

LPX-00714: fault is not a single child

Cause: Message body has additional children besides Fault.

Action: Most likely bug in the server.

LPX-00715: badly formed fault element

Cause: Fault element does not have one of mandatory children or has children, which are not allowed.

Action: Most likely bug in the server.

LPX-00716: badly formed Text subelement

Cause: Mandatory text child is missing from the requested message subelement.

Action: Most likely bug in the server.

LPX-00717: badly formed Value subelement

Cause: Mandatory Value child of the Code child of the Fault badly formed or absent.

Action: Most likely bug in the server.

LPX-00718: message has no envelope

Cause: The message has no envelope element child.

Action: Most likely bug in the server.

LPX-00719: prefix too long

Cause: The maximum size of encoded namespace attribute name is 1022.

Action: Use shorter prefix.

LPX-00720: envelope has no header

Cause: The message envelope does not have header.

Action: This is legal, no action required

LPX-00721: envelope has no body

Cause: The message envelope does not have body.

Action: Most likely bug in the server.

LPX-00722: elem has no relay

Cause: Header block does not have a relay attribute.

Action: This is legal, no action required.

LPX-00723: no such element

Cause: The element with requested namespace name and local part does not exist.

Action: This is legal, no action required.

LPX-00750: arguments "~1s" to function "~2s" are null

Cause: Input arguments passed into this function are null when it is not supposed to.

Action: Make sure the caller function is not passing null for this parameter.

LPX-00751: arguments "~s" are exclusive

Cause: Input arguments passed into this function are exclusive. Specify only one of them.

Action: Specify only one of the exclusive arguments.

LPX-00752: invalid ~1s, must be ~2s

Cause: Invalid value was specified for attribute.

Action: Correct the value with one of the suggested values.

LPX-00753: invalid proxy "~s"

Cause: The proxy specification for the given protocol was invalid.

Action: Check and correct the proxy specification. For HTTP, this is the environment variable "http_proxy".

LPX-00754: invalid no_proxy "~s"

Cause: The no_proxy specification was invalid.

Action: Check and correct the specification. no_proxy is a comma- or space-separated list of machine or domain names, with an optional port part. If no port part is present, then it applies to all ports on that domain.

LPX-00755: missing required argument "~s"

Cause: A required argument was missing.

Action: Provide the missing argument to the function.

LPX-00756: Etags and tokens must be either all tagged or all untagged

Cause: The list of condition factors need to be either all tagged with absoluteURI's or all untagged with absoluteURI's.

Action: If all condition factors were applied to the resource receiving the request, make them all untagged. Otherwise, make them all tagged with appropriate resource's URI's.

LPX-00757: maximum XML document size (~s bytes) exceeded

Cause: The input XML document's size exceeded the limit set by "max_xml_size" attribute set in XmlDavCreate().

Action: Raise the value set for max_xml_size attribute in XmlDavCreate() if this does not create problems with security.

LPX-00758: user-provided callback returns null

Cause: Null was returned from user-provided callback function.

Action: Check error(s) encountered within the callback function.

LPX-00759: failed to initialize TCP/IP

Cause: The TCP/IP package could not be initialized.

Action: Check with your system administrator to see if this is a configuration problem or a connectivity problem.

LPX-00760: couldn't connect to host ~s port ~u

Cause: A TCP connection couldn't be opened to the named host.

Action: Verify the hostname and connectivity to the host.

LPX-00761: send failed to host ~s

Cause: An error occurred trying to send data over a TCP connection.

Action: Verify network connectivity.

LPX-00762: read failed from host ~s

Cause: An error occurred trying to read data from a TCP connection.

Action: Verify network connectivity.

LPX-00763: exceeded maximum TCP connections

Cause: The maximum allowable number of TCP connections were exceeded. This happens only if too many pending HTTP responses have not been properly ended or destroyed.

Action: End a pending response session or destroy response objects that have been processed.

LPX-00764: TCP connection was broken

Cause: Either the server terminated the TCP connection or the TCP connection is in a bad state.

Action: Analyze the error. After cleanup, retry the method.

LPX-00765: HTTP error ~s

Cause: An HTTP protocol error occurred.

Action: Corrective action depends on the error.

LPX-00766: unsupported transfer-coding values: ~s

Cause: Only "chunked" and "identity" transfer-coding values are supported.

Action: This is WebDAV implementation's shortfall. There is no workaround for this problem.

LPX-00767: not a text media type

Cause: A text media type was expected. But other media types were found.

Action: Since this data cannot be read as a text type, use another routine to read it.

LPX-00768: no entity body found

Cause: No entity body was found when it was read.

Action: Check the HTTP status code and headers to see why the entity body was not found.

LPX-00769: not xml media type

Cause: An XML media type was expected. But other media types were found.

Action: Since this data cannot be read as an XML type, use another routine to read it.

LPX-00770: missing lock token in lock refresh request

Cause: A LOCK request to refresh a lock had no lock token header specified.

Action: Use XmlDavUpdResDesc to set a lock token in the resource

LPX-00771: missing lock token in UNLOCK request

Cause: An UNLOCK request to remove a lock had no lock token header specified.

Action: Use XmlDavUpdResDesc to set a lock token in the resource

LPX-00772: wrong object type

Cause: The wrong object type was given as argument to a WebDAV call.

Action: Review the failing function call, consult the documentation, and make sure the object types pass as correct.

LPX-00773: protocol violation: ~s

Cause: The entity body sent by the server in Chunked Transfer Encoding violated protocol.

Action: Either this is an internal implementation error or a server implementation error. Users should file a bug against either the server's or the client's implementation.

LPX-00800: XQuery invalid token

Cause: Invalid XQuery query.

Action: Correct the query.

LPX-00801: XQuery syntax error at

Cause: Invalid XQuery query.

Action: Correct the query.

LPX-00802: Too many arguments

Cause: Invalid XQuery query.

Action: Correct the query.

LPX-00803: Too few arguments

Cause: Invalid XQuery query.

Action: Correct the query.

LPX-00804: Invalid token: '~S'

Cause: Invalid program.

Action: Correct the program.

LPX-00805: Syntax error at '~S'

Cause: Invalid program.

Action: Correct the program.

LPX-00806: Invalid token in the pattern

Cause: The program was invalid.

Action: Correct the program.

LPX-00807: Invalid range

Cause: The program was invalid.

Action: Correct the program.

LPX-00808: internal error, invalid OPCODE

Cause: An internal error has occurred.

Action: Contact Oracle Support Services and report the error.

LPX-00809: Invalid subexpression reference

Cause: The replacement string was invalid.

Action: Correct the replacement string.

LPX-00825: Can't compile the element:

Cause: XSLT Stylesheet can't be compiled to XQuery query.

Action: Correct the the stylesheet.

LPX-00826: Can't compile the attribute:

Cause: XSLT Stylesheet can't be compiled to XQuery query.

Action: Correct the the stylesheet.

LPX-00827: Namespace conflict for prefix:

Cause: XSLT Stylesheet can't be compiled to XQuery query.

Action: Correct the the stylesheet.

LPX-00903: Invalid flags specified for XmlDiff or XmlPatch

Cause: Invalid value supplied to flags parameter for XmlDiff or XmlPatch functions.

Action: Specify valid flags (see xmldf.h).

LPX-00904: Invalid inputs were supplied to XmlDiff or XmlPatch

Cause: Data could not be read from inputs to XmlDiff or XmlPatch functions.

Action: Specify valid inputs (see xmldf.h).

LPX-00910: The root nodes in input documents to XmlDiff did not match

Cause: The root nodes in input documents do not match.

Action: Make sure the root nodes have same qualified name in both input documents. XmlDiff can be called only if the root nodes are same in input documents.

LPX-00913: XmlPatch could not process the XML PI oracle-xmldiff

Cause: The diff document either did not specify the XML Processing Instruction "oracle-xmldiff" or did not specify all data required by XmlPatch. The PI should be the first child of the top-level xdiff element. This error is also thrown when the output-model is 'snapshot' and operations-in-docorder is 'false'.

Action: Specify the "oracle-xmldiff" PI correctly. See documentation for XmlPatch C function in xmldf.h.

LPX-00918: XmlPatch encountered an error in translating XPATH using XmlXVM

Cause: XmlPatch encountered an invalid XPATH in the diff document.

Action: If you handcoded the diff document, make sure all the XPATHs in the diff document are valid.

LPX-00950: JSON path processing error

Cause: The JavaScript Object Notation (JSON) path engine encountered a fatal condition.

Action: Contact Oracle Support Services and report the error.

LPX-01001: [XPST0001] Static context component '~S' has no value

Cause: It is a static error if analysis of an expression relies on some component of the static context that has not been assigned a value.

Action: n/a

LPX-01002: [XPDY0002] Dynamic context component '~S' has no value

Cause: It is a dynamic error if evaluation of an expression relies on some// part of the dynamic context that has not been assigned a value.

Action: n/a

LPX-01003: [XPST0003] Syntax error at '~s'

Cause: It is a static error if an expression is not a valid instance of the grammar defined in A.1 EBNF

Action: n/a

LPX-01004: [XPTY0004] Expression type does not match a required type

Cause: It is a type error if, during the static analysis phase, an expression is found to have a static type that is not appropriate for the context in which the expression occurs, or during the dynamic evaluation phase, the dynamic type of a value does not match a required type as specified by the matching rules in 2.5.4 SequenceType Matching.

Action: Check the expression type.

LPX-01005: [XPST0005] Invalid empty-sequence() expression

Cause: During the analysis phase, it is a static error if the static type assigned to an expression other than the expression () or data(()) is empty-sequence().

Action: n/a

LPX-01006: [XPTY0006]

Cause: Not currently used.

Action: n/a

LPX-01007: [XPTY0007]

Cause: Not currently used.

Action: n/a

LPX-01008: [XPST0008] Invalid reference

Cause: It is a static error if an expression refers to an element name, attribute name, schema type name, namespace prefix, or variable name that is not defined in the static context, except for an ElementName in an ElementTest or an AttributeName in an AttributeTest.

Action: n/a

LPX-01009: [XQST0009] Schema Import Feature not supported

Cause: An implementation that does not support the Schema Import Feature must raise a static error if a Prolog contains a schema import.

Action: n/a

LPX-01010: [XPST0010] Axis '~S' not supported

Cause: An implementation must raise a static error if it encounters a reference to an axis that it does not support.

Action: n/a

LPX-01012: [XQST0012] Invalid XML schema

Cause: It is a static error if the set of definitions contained in all schemas imported by a Prolog do not satisfy the conditions for schema validity specified in Sections 3 and 5 of [XMLSchema] Part 1 i.e., each definition must be valid, complete, and unique

Action: n/a

LPX-01013: [XQST0013] Invalid pragma content

Cause: It is a static error if an implementation recognizes a pragma but determines that its content is invalid.

Action: n/a

LPX-01014: [XPTY0014] Too many levels of nesting

Cause: An expression contained too many levels of nested parentheses.

Action: n/a

LPX-01015: [XQST0015]

Cause: Not currently used.

Action: n/a

LPX-01016: [XQST0016] Module Feature not supported

Cause: An implementation that does not support the Module Feature raises a static error if it encounters a module declaration or a module import.

Action: n/a

LPX-01017: [XPST0017] Invalid function call

Cause: It is a static error if the expanded QName and number of arguments in a function call do not match the name and arity of a function signature in the static context.

Action: n/a

LPX-01018: [XPTY0018] Path last step contains both nodes and atomic values

Cause: It is a type error if the result of the last step in a path expression contains both nodes and atomic values.

Action: n/a

LPX-01019: [XPTY0019] Path step contains atomic values

Cause: It is a type error if the result of a step (other than the last step) in a path expression contains an atomic value.

Action: n/a

LPX-01020: [XPTY0020] The path step context item is not a node

Cause: It is a type error if, in an axis step, the context item is not a node.

Action: n/a

LPX-01021: [XPDY0021]

Cause: Not currently used.

Action: n/a

LPX-01022: [XQST0022] The value of a namespace must be a URILiteral.

Cause: It is a static error if the value of a namespace declaration attribute is not a URILiteral.

Action: n/a

LPX-01023: [XPDY0023]

Cause: Not currently used.

Action: n/a

LPX-01024: [XQTY0024] Attribute node out of context

Cause: It is a type error if the content sequence in an element constructor contains an attribute node following a node that is not an attribute node.

Action: n/a

LPX-01025: [XQDY0025] Repeated attribute name

Cause: It is a dynamic error if any attribute of a constructed element does not have a name that is distinct from the names of all other attributes of the constructed element.

Action: n/a

LPX-01026: [XQDY0026] Processing instruction content contains '?>'

Cause: It is a dynamic error if the result of the content expression of a computed processing instruction constructor contains the string '?>'.
'?>'

Action: n/a

LPX-01027: [XQDY0027] Invalid PSVI validity property of the root element

Cause: In a validate expression, it is a dynamic error if the root element information item in the PSVI resulting from validation does not have the expected validity

property: valid if validation mode is strict, or either valid or notKnown if validation mode is lax.

Action: n/a

LPX-01028: [XQDY0028]

Cause: Not currently used

Action: n/a

LPX-01029: [XQDY0029]

Cause: Not currently used

Action: n/a

LPX-01030: [XQTY0030] Expression should evaluate to exactly one node

Cause: It is a type error if the argument of a validate expression does not evaluate to exactly one document or element node.

Action: n/a

LPX-01031: [XQST0031] Version not supported by the implementation

Cause: It is a static error if the version number specified in a version declaration is not supported by the implementation.

Action: n/a

LPX-01032: [XQST0032] Repeated base URI declaration

Cause: A static error is raised if a Prolog contains more than one base URI declaration.

Action: n/a

LPX-01033: [XQST0033] Multiple bindings for the namespace prefix '~s'

Cause: It is a static error if a module contains multiple bindings for the same namespace prefix.

Action: n/a

LPX-01034: [XQST0034] Repeated function declaration

Cause: It is a static error if multiple functions declared or imported by a module have the number of arguments and their expanded QNames are equal (as defined by the eq operator).

Action: n/a

LPX-01035: [XQST0035] Repeated schema components

Cause: It is a static error to import two schema components that both define the same name in the same symbol space and in the same scope.

Action: n/a

LPX-01036: [XQST0036] Importing module should import schema '~s'

Cause: It is a static error to import a module if the importing module's in-scope schema types do not include definitions for the schema type names that appear in the declarations of variables and functions (whether in an argument type or return type) that are present in the imported module and are referenced in the importing module.

Action: n/a

LPX-01037: [XQST0037]

Cause: Not currently used

Action: n/a

LPX-01038: [XQST0038] Invalid collation

Cause: It is a static error if a Prolog contains more than one default collation declaration, or the value specified by a default collation declaration is not present in statically known collations.

Action: n/a

LPX-01039: [XQST0039] Repeated parameter name

Cause: It is a static error for a function declaration to have more than one parameter with the same name.

Action: n/a

LPX-01040: [XQST0040] Repeated attribute name

Cause: It is a static error if the attributes specified by a direct element constructor do not have distinct expanded QNames.

Action: n/a

LPX-01041: [XQDY0041] Expression can't be cast to the type xs:NCName

Cause: It is a dynamic error if the value of the name expression in a computed processing instruction constructor cannot be cast to the type xs:NCName.

Action: n/a

LPX-01042: [XQST0042]

Cause: Not currently used.

Action: n/a

LPX-01043: [XQST0043]

Cause: Not currently used.

Action: n/a

LPX-01044: [XQDY0044] Invalid attribute namespace

Cause: It is a dynamic error if the node-name property of the node constructed by a computed attribute constructor is in the namespace <http://www.w3.org/2000/xmlns/> (corresponding to namespace prefix `xmlns`), or is in no namespace and has local name `xmlns`.

Action: n/a

LPX-01045: [XQST0045] Invalid function namespace

Cause: It is a static error if the function name in a function declaration is in one of the following namespaces: <http://www.w3.org/XML/1998/namespace>, <http://www.w3.org/2001/XMLSchema>, <http://www.w3.org/2001/XMLSchema-instance>, <http://www.w3.org/2005/xpath-functions>.

Action: n/a

LPX-01046: [XQST0046] Invalid URILiteral

Cause: An implementation MAY raise a static error if the value of a URILiteral is of nonzero length and is not in the lexical space of `xs:anyURI`.

Action: n/a

LPX-01047: [XQST0047] Repeated import module target namespace

Cause: It is a static error if multiple module imports in the same Prolog specify the same target namespace.

Action: n/a

LPX-01048: [XQST0048] Namespace should be as the module target namespace

Cause: It is a static error if a function or variable declared in a library module is not in the target namespace of the library module.

Action: n/a

LPX-01049: [XQST0049] Repeated variable declaration

Cause: It is a static error if two or more variables declared or imported by a module have equal expanded QNames (as defined by the eq operator.)

Action: n/a

LPX-01050: [XPDY0050] Invalid dynamic type

Cause: It is a dynamic error if the dynamic type of the operand of a treat expression does not match the sequence type specified by the treat expression. This error might also be raised by a path expression beginning with "/" or "/" if the context node is not in a tree that is rooted at a document node. This is because a leading "/" or "/" in a path expression is an abbreviation for an initial step that includes the clause treat as document-node().

Action: n/a

LPX-01051: [XPST0051] AtomicType not defined

Cause: It is a static error if a QName that is used as an AtomicType in a SequenceType is not defined in the in-scope schema types as an atomic type.

Action: n/a

LPX-01052: [XQDY0052]

Cause: Not currently used.

Action: n/a

LPX-01053: [XQDY0053]

Cause: Not currently used.

Action: n/a

LPX-01054: [XQST0054] The variable depends on itself

Cause: It is a static error if a variable depends on itself.

Action: n/a

LPX-01055: [XQST0055] Repeated copy-namespaces declaration

Cause: It is a static error if a Prolog contains more than one copy-namespaces declaration.

Action: n/a

LPX-01056: [XQST0056]

Cause: Not currently used.

Action: n/a

LPX-01057: [XQST0057] Missing schema import target namespace

Cause: It is a static error if a schema import binds a namespace prefix but does not specify a target namespace other than a zero-length string.

Action: n/a

LPX-01058: [XQST0058] Repeated schema import target namespace

Cause: It is a static error if multiple schema imports specify the same target namespace.

Action: n/a

LPX-01059: [XQST0059] Can't find schema or module with namespace '~s'

Cause: It is a static error if an implementation is unable to process a schema or module import by finding a schema or module with the specified target namespace.

Action: n/a

LPX-01060: [XQST0060] Function name should have a namespace

Cause: It is a static error if the name of a function in a function declaration is not in a namespace (expanded QName has a null namespace URI).

Action: n/a

LPX-01061: [XQDY0061] Invalid document node

Cause: It is a dynamic error if the operand of a validate expression is a document node whose children do not consist of exactly one element node and zero or more comment and processing instruction nodes, in any order.

Action: n/a

LPX-01062: [XQDY0062]

Cause: Not currently used.

Action: n/a

LPX-01063: [XQST0063]

Cause: Not currently used.

Action: n/a

LPX-01064: [XQDY0064] Processing instruction name contains 'XML'

Cause: It is a dynamic error if the value of the name expression in a computed processing instruction constructor is equal to "XML" (in any combination of upper and lower case).

Action: n/a

LPX-01065: [XQST0065] Repeated ordering mode declaration

Cause: A static error is raised if a Prolog contains more than one ordering mode declaration.

Action: n/a

LPX-01066: [XQST0066] Repeated default declaration

Cause: A static error is raised if a Prolog contains more than one default element/type namespace declaration, or more than one default function namespace declaration.

Action: n/a

LPX-01067: [XQST0067] Repeated construction declaration

Cause: A static error is raised if a Prolog contains more than one construction declaration.

Action: n/a

LPX-01068: [XQST0068] Repeated boundary-space declaration

Cause: A static error is raised if a Prolog contains more than one boundary-space declaration.

Action: n/a

LPX-01069: [XQST0069] Repeated empty order declaration

Cause: A static error is raised if a Prolog contains more than one empty order declaration.

Action: n/a

LPX-01070: [XQST0070] Invalid (prefix, URI) combination

Cause: A static error is raised if a namespace URI is bound to the predefined prefix xmlns, or if a namespace URI other than http://www.w3.org/XML/1998/namespace is bound to the prefix xml, or if the prefix xml is bound to a namespace URI other than http://www.w3.org/XML/1998/namespace.

Action: n/a

LPX-01071: [XQST0071] Repeated namespace attribute

Cause: A static error is raised if the namespace declaration attributes of a direct element constructor do not have distinct names.

Action: n/a

LPX-01072: [XQDY0072] Element content contains invalid hyphens combination

Cause: It is a dynamic error if the result of the content expression of a computed comment constructor contains two adjacent hyphens or ends with a hyphen.

Action: n/a

LPX-01073: [XQST0073] Cyclic import sequence

Cause: It is a static error if the graph of module imports contains a cycle (that is, if there exists a sequence of modules M1 ... Mn such that each Mi imports Mi+1 and Mn imports M1), unless all the modules in the cycle share a common namespace.

Action: n/a

LPX-01074: [XQDY0074] Invalid element or attribute QName

Cause: It is a dynamic error if the value of the name expression in a computed element or attribute constructor cannot be converted to an expanded QName (for example, because it contains a namespace prefix not found in statically known namespaces.)

Action: n/a

LPX-01075: [XQST0075] Validate expression not supported

Cause: An implementation that does not support the Validation Feature must raise a static error if it encounters a validate expression.

Action: n/a

LPX-01076: [XQST0076] Invalid collation

Cause: It is a static error if a collation subclause in an order by clause of a FLWOR expression does not identify a collation that is present in statically known collations.

Action: n/a

LPX-01077: [XQST0077]

Cause: Not currently used.

Action: n/a

LPX-01078: [XQST0078]

Cause: Not currently used.

Action: n/a

LPX-01079: [XQST0079] Invalid extension expression

Cause: It is a static error if an extension expression contains neither a pragma that is recognized by the implementation nor an expression enclosed in curly braces.

Action: n/a

LPX-01080: [XPST0080] Invalid target type

Cause: It is a static error if the target type of a cast or castable expression is xs:NOTATION or xs:anyAtomicType.

Action: n/a

LPX-01081: [XPST0081] Invalid prefix

Cause: It is a static error if a QName used in a query contains a namespace prefix that cannot be expanded into a namespace URI by using the statically known namespaces.

Action: n/a

LPX-01082: [XQST0082]

Cause: Not currently used.

Action: n/a

LPX-01083: [XQST0083]

Cause: Not currently used.

Action: n/a

LPX-01084: [XQDY0084] Missing top-level element declaration

Cause: It is a dynamic error if the element validated by a validate statement does not have a top-level element declaration in the in-scope element declarations, if validation mode is strict.

Action: n/a

LPX-01085: [XQST0085] The namespace URI shouldn't be a zero-length string

Cause: It is a static error if the namespace URI in a namespace declaration attribute is a zero-length string, and the implementation does not support [XML Names 1.1].

Action: n/a

LPX-01086: [XQTY0086] No-preserve mode conflict

Cause: It is a type error if the typed value of a copied element or attribute node is namespace-sensitive when construction mode is preserve and copy-namespaces mode is no-preserve.

Action: n/a

LPX-01087: [XQST0087] Invalid encoding

Cause: It is a static error if the encoding specified in a Version Declaration does not conform to the definition of EncName specified in [XML 1.0].

Action: n/a

LPX-01088: [XQST0088] Target namespace string shouldn't be of zero length

Cause: It is a static error if the literal that specifies the target namespace in a module import or a module declaration is of zero length.

Action: n/a

LPX-01089: [XQST0089] Repeated variable name

Cause: It is a static error if a variable bound in a for clause of a FLWOR expression, and its associated positional variable, do not have distinct names (expanded QNames).

Action: n/a

LPX-01090: [XQST0090] Invalid character reference

Cause: It is a static error if a character reference does not identify a valid character in the version of XML that is in use.

Action: n/a

LPX-01091: [XQDY0091] Invalid xml:id

Cause: An implementation MAY raise a dynamic error if an xml:id error, as defined in [XML ID], is encountered during construction of an attribute named xml:id.

Action: n/a

LPX-01092: [XQDY0092] Invalid xml:space value

Cause: An implementation MAY raise a dynamic error if a constructed attribute named xml:space has a value other than preserve or default.

Action: n/a

LPX-01093: [XQST0093] Module depends on itself

Cause: It is a static error to import a module M1 if there exists a sequence of modules M1 ... Mi ... M1 such that each module directly depends on the next module in the sequence (informally, if M1 depends on itself through some chain of module dependencies.)

Action: n/a

LPX-01094: [FORG0003] fn:zero-or-one called with a sequence containing more than one item

Cause: It is a dynamic error if fn:zero-or-one is called with a sequence containing more than one item

Action: n/a

LPX-01095: [FORG0004] fn:one-or-more called with a sequence containing no items

Cause: It is a dynamic error if fn:one-or-more is called with a sequence containing no items

Action: n/a

LPX-01096: [FORG0005] fn:exactly-one called with a sequence containing zero or more than one item

Cause: It is a dynamic error if fn:exactly-one is called with a sequence containing zero or more than one item

Action: n/a

LPX-01097: [FORG0006] Invalid argument type

Cause: It is a dynamic error if an XQuery F&O is called with wrong argument type.

Action: n/a

LPX-01098: [FOCA0002] Invalid lexical value

Cause: It is a dynamic error if an XQuery F&O is called with wrong argument value.

Action: n/a

LPX-01099: [FOCA0001] Input value too large for decimal

Cause: It is a dynamic error if the Input value too large for decimal

Action: n/a

LPX-01100: [FOCA0003] Input value too large for integer

Cause: It is a dynamic error if the Input value too large for integer

Action: n/a

LPX-01101: External Error '~s' occurs

Cause: An error occurred during the processing of the XQuery expression.

Action: Check the detailed error message for the possible causes.

LPX-01102: [FORG0008] both arguments to fn:dateTime have a specified timezone

Cause: It is an error to pass arguments to fn:dateTime having a specified timezone

Action: n/a

LPX-01105: [FOAR0001] Division by zero

Cause: It is an error to divide by zero

Action: n/a

LPX-01106: [FOAR0002] Numeric operation overflow/underflow

Cause: Numeric operations causes overflow/underflow

Action: n/a

LPX-01107: [FORG0002] invalid argument to fn:resolve-uri()

Cause: Wrong argument to fn:resolve-uri() function

Action: n/a

LPX-01108: [FORG0009] error in resolving a relative URI against a base URI in fn:resolve-uri()

Cause: Error resolving relative URI in fn:resolve-uri() function

Action: n/a

LPX-01109: [FOCA0005] NaN supplied as float/double value

Cause: NaN supplied as float/double value

Action: n/a

LPX-01110: [FOCA0006] String to be cast to decimal has too many digits of precision

Cause: String to be cast to decimal has too many digits of precision

Action: n/a

LPX-01111: [FOCH0002] Unsupported collation

Cause: Unsupported collation

Action: n/a

LPX-01112: [FOCH0003] Unsupported normalization form

Cause: Unsupported normalization form

Action: n/a

LPX-01113: [FOCH0004] Collation does not support collation units

Cause: Collation does not support collation units

Action: n/a

LPX-01114: [FODC0001] No context document

Cause: No context document

Action: n/a

LPX-01115: [FODC0002] Error retrieving resource

Cause: Error retrieving resource

Action: n/a

LPX-01116: [FODC0003]

Cause: Function stability not defined

Action: Function stability not defined

LPX-01117: [FODC0004] Invalid argument to fn:collection

Cause: Invalid argument to fn:collection

Action: n/a

LPX-01118: [FODC0005] Invalid argument to fn:doc or fn:doc-available

Cause: Invalid argument to fn:doc or fn:doc-available

Action: n/a

LPX-01119: [FODT0001] Overflow/underflow in date/time operation

Cause: Overflow/underflow in date/time operation

Action: n/a

LPX-01120: [FODT0002] Overflow/underflow in duration operation

Cause: Overflow/underflow in duration operation

Action: n/a

LPX-01121: [FODT0003] Invalid timezone value

Cause: Invalid timezone value

Action: n/a

LPX-01122: [FONS0005] Base-uri not defined in the static context

Cause: Base-uri not defined in the static context

Action: n/a

LPX-01123: [FORG0001] Invalid value for cast/constructor

Cause: Invalid value for cast/constructor

Action: n/a

LPX-01124: [FORX0001] Invalid regular expression flags

Cause: Invalid regular expression flags

Action: n/a

LPX-01125: [FORX0002] Invalid regular expression

Cause: Invalid regular expression

Action: n/a

LPX-01126: [FORX0003] Regular expression matches zero-length string

Cause: Regular expression matches zero-length string

Action: n/a

LPX-01127: [FORX0004] Invalid replacement string

Cause: Invalid replacement string

Action: n/a

LPX-01128: [FOTY0012] Argument node does not have a typed value

Cause: Argument node does not have a typed value

Action: n/a

LPX-01129: [XUST0001] Updating expression in a wrong position

Cause: It is a static error if an updating expression is used in any position other than one of the following: 1. The topmost expression in the body of a query. 2. The modify clause of a transform expression. 3. The return clause of a FLWOR expression. 4. The return clauses of a typeswitch expression in which every return clause contains an updating expression, an empty expression (), or a call to the fn:error function. 5. The then and else clauses of a conditional statement in which both the then and else clauses contain either an updating expression, an empty expression (), or a call to the fn:error function. 6. An operand of a comma expression in which each operand is either an updating expression, an empty expression (), or a call to the fn:error function. 7. The content of a parenthesized expression. 8. The body of a function declaration in which the keyword updating is specified.

Action: n/a

LPX-01130: [XUST0002] Non-updating expression in a wrong position

Cause: It is a static error if a non-updating expression other than an empty expression () or a call to the fn:error function is used in one of the following positions: 1. The modify clause of a transform expression. 2. The top-level expression in the body of a function declaration in which the keyword updating is specified.

Action: n/a

LPX-01131: [XUST0003] Repeated revalidation declaration

Cause: It is a static error if a Prolog contains more than one revalidation declaration.

Action: n/a

LPX-01132: [XUTY0004] Invalid attribute node in the insertion sequence

Cause: It is a type error if the insertion sequence of an insert expression contains an attribute node following a node that is not an attribute node.

Action: n/a

LPX-01133: [XUTY0005] Invalid target expression for 'insert'

Cause: In an insert expression where into, as first into, or as last into is specified, it is a type error if the target expression returns a non-empty result that does not consist of a single element or document node.

Action: n/a

LPX-01134: [XUTY0006] Invalid target expression for 'insert'

Cause: In an insert expression where before or after is specified, it is a type error if the target expression returns a non-empty result that does not consist of a single element, text, comment, or processing instruction node.

Action: n/a

LPX-01135: [XUTY0007] Invalid target expression for 'delete'

Cause: It is a type error if the target expression of a delete expression does not return a sequence of zero or more nodes.

Action: n/a

LPX-01136: [XUTY0008] Invalid target expression for 'replace'

Cause: In a replace expression, it is a type error if the target expression returns a non-empty result that does not consist of a single element, attribute, text, comment, or processing instruction node.

Action: n/a

LPX-01137: [XUDY0009] Invalid target expression for 'replace'

Cause: In a replace expression where value of is not specified, it is a dynamic error if the node returned by the target expression does not have a parent.

Action: n/a

LPX-01138: [XUTY0010] Invalid replacement sequence for 'replace'

Cause: In a replace expression where value of is not specified and the target is an element, text, comment, or processing instruction node, it is a type error if the replacement sequence does not consist of zero or more element, text, comment, or processing instruction nodes.

Action: n/a

LPX-01139: [XUTY0011] Invalid replacement sequence for 'replace'

Cause: In a replace expression where value of is not specified and the target is an attribute node, it is a type error if the replacement sequence does not consist of zero or more attribute nodes.

Action: n/a

LPX-01140: [XUTY0012] Invalid target expression for 'rename'

Cause: In a rename expression, it is a type error if the target expression returns a non-empty result that does not consist of a single element, attribute, or processing instruction node.

Action: n/a

LPX-01141: [XUTY0013] Invalid copy expression for transform

Cause: In a transform expression, it is a type error if a source expression in the copy clause does not return a single node.

Action: n/a

LPX-01142: [XUDY0014] Modified node was not created by the copy clause

Cause: In a transform expression, it is a dynamic error if the modify clause modifies any node that was not created by the copy clause.

Action: n/a

LPX-01143: [XUDY0015] Duplicate 'rename' for the same target node

Cause: It is a dynamic error if any node is the target of more than one rename expression within the same query.

Action: n/a

LPX-01144: [XUDY0016] Duplicate 'replace' for the same target node

Cause: It is a dynamic error if any node is the target of more than one replace expression (without value of being specified) within the same query.

Action: n/a

LPX-01145: [XUDY0017] Duplicate 'replace' for the same target node

Cause: It is a dynamic error if any node is the target of more than one replace value of expression within the same query.

Action: n/a

LPX-01146: [XUDY0018] External not updating function returns an updated value

Cause: It is a dynamic error if a function that was declared to be external but not updating returns a non-empty pending update list.

Action: n/a

LPX-01147: [XUDY0019] External updating function returns an invalid value

Cause: It is a dynamic error if a function that was declared to be both external and updating returns a non-empty data model instance.

Action: n/a

LPX-01148: [XUDY0020] Deleted node has no parent

Cause: An implementation may (but is not required to) raise a dynamic error if a node is deleted that had no parent before execution of the query began.

Action: n/a

LPX-01149: [XUDY0021] The result XDM instance violates XDM constraints

Cause: It is a dynamic error if the XDM instance that would result from applying all the updates in a query violates any constraint specified in [XQuery/XPath Data Model (XDM)]. In this case, none of the updates in the query are made effective.

Action: n/a

LPX-01150: [XUTY0022] Invalid attribute insertion into a document node

Cause: It is a type error if an insert expression specifies the insertion of an attribute node into a document node.

Action: n/a

LPX-01151: [XUDY0023] Updating expression introduces a namespace conflict

Cause: It is a dynamic error if an insert, replace, or rename expression affects an element node by introducing a new namespace binding that conflicts with one of its existing namespace bindings.

Action: n/a

LPX-01152: [XUDY0024] Updating expression introduces a namespace conflict

Cause: It is a dynamic error if the effect of a set of updating expressions is to introduce conflicting namespace bindings into an element node.

Action: n/a

LPX-01153: [XUDY0025] Invalid QName for processing instruction rename

Cause: It is a dynamic error if the target of a rename expression is a processing instruction node, and the new name expression returns a QName with a non-empty namespace prefix.

Action: n/a

LPX-01154: [XUST0026] Revalidation mode '~s' is not supported

Cause: It is a static error if a revalidation declaration in a Prolog specifies a revalidation mode that is not supported by the current implementation.

Action: n/a

LPX-01155: [XUDY0027] Invalid target expression

Cause: It is a dynamic error if the target expression of an insert, replace, or rename expression evaluates to an empty sequence.

Action: n/a

LPX-01156: [XUST0028] Updating function should not have a return type

Cause: It is a static error if a function declaration specifies both updating and a return type.

Action: n/a

LPX-01157: [XUDY0029] Insert expression target node doesn't have a parent

Cause: In an insert expression where before or after is specified, it is a dynamic error if node returned by the target expression does not have a parent.

Action: n/a

LPX-01158: [XUDY0030] Invalid insertion of an attribute node

Cause: It is a dynamic error if an insert expression specifies the insertion of an attribute node before or after a child of a document node.

Action: n/a

LPX-01159: [FOUP0001] Invalid 'fn:put' first operand

Cause: It is a dynamic error if the first operand of fn:put is not a node of a supported kind.

Action: n/a

LPX-01160: [FOUP0002] Invalid 'fn:put' second operand

Cause: It is a dynamic error if the second operand of fn:put is not a valid lexical representation of the xs:anyURI type.

Action: n/a

LRM-00100 to LRM-00123

LRM-00100: internal error [*number*]

Cause: An internal error has occurred.

Action: Contact Oracle Support Services and report the error.

LRM-00101: unknown parameter name '*string*'

Cause: The parameter name was misspelled.

Action: Spell the parameter name correctly.

LRM-00102: '*string*' is not in the legal range for '*string*'

Cause: The value of the parameter is not within the legal range.

Action: Refer to the manual for the allowable values for this parameter.

LRM-00103: '*string*' contains an illegal integer radix for '*string*'

Cause: An illegal integer radix specification was found.

Action: Only 'd', 'h', 'D', and 'H' may be used as radix specifications.

LRM-00104: '*string*' is not a legal integer for '*string*'

Cause: The value is not a valid integer.

Action: Specify only valid integers for this parameter.

LRM-00105: '*string*' is not a legal Boolean for '*string*'

Cause: The value is not a valid Boolean.

Action: Refer to the manual for allowable Boolean values.

LRM-00106: out of memory

Cause: The operating system has run out of memory.

Action: Take action to make more memory available to the program.

LRM-00107: parameter name abbreviation '*string*' is not unique

Cause: The given abbreviation was not unique.

Action: Use a longer abbreviation to make the parameter name unique.

LRM-00108: invalid positional parameter value '*string*'

Cause: An invalid positional parameter value has been entered.

Action: Remove the invalid positional parameter.

LRM-00109: could not open parameter file '*string*'

Cause: The parameter file does not exist.

Action: Create an appropriate parameter file.

LRM-00110: syntax error at '*string*'

Cause: A syntax error was detected.

Action: Change the input so that the correct syntax is used.

LRM-00111: no closing quote for value '*string*'

Cause: A quoted string was started but not finished.

Action: Put a closing quote in the proper location.

LRM-00112: multiple values not allowed for parameter '*string*'

Cause: An attempt was made to specify multiple values for a parameter which can take only one value.

Action: Do not specify more than one value for this parameter.

LRM-00113: error when processing file '*string*'

Cause: A problem occurred when processing this file.

Action: Examine the additional error messages and correct the problem.

LRM-00114: error when processing from command line

Cause: A problem occurred when processing the command line.

Action: Examine the additional error messages and correct the problem.

LRM-00115: error when processing an environment variable

Cause: A problem occurred when processing an environment variable.

Action: Examine the additional error messages and correct the problem.

LRM-00116: syntax error at '*string*' following '*string*'

Cause: A syntax error was detected.

Action: Change the input so that the correct syntax is used.

LRM-00117: syntax error at '*string*' at the start of input

Cause: A syntax error was detected.

Action: Change the input so that the correct syntax is used.

LRM-00118: syntax error at '*string*' at the end of input

Cause: A syntax error was detected.

Action: Change the input so that the correct syntax is used.

LRM-00119: unable to obtain a valid value for '*string*'

Cause: No valid value was obtained for this parameter.

Action: Rerun the application and enter a valid value.

LRM-00120: '*string*' is not a legal Oracle number for '*string*'

Cause: The value is not a valid Oracle number.

Action: Refer to the manual for allowable Oracle number values.

LRM-00121: '*string*' is not an allowable value for '*string*'

Cause: The value is not a legal value for this parameter.

Action: Refer to the manual for allowable values.

LRM-00122: value '*string*' for '*string*' must be between '*number*' and '*number*'

Cause: The value of the parameter is not within the legal range.

Action: Specify a value that is within the legal range.

LRM-00123: invalid character *number* found in the input file

Cause: A character that is invalid was found in the input file.

Action: Specify an input file that contains only valid characters.



LSX-00001 to LSX-00347

LSX-00001: NULL pointer

Cause: A NULL pointer was detected as an internal error condition.

Action: This is a programming error by the caller of the Schema processor. Contact someone who can fix the problem.

LSX-00002: root element is not *schema*

Cause: The top-level element of an XML Schema must be *schema*.

Action: Correct the Schema; consult the Schema specification.

LSX-00003: invalid attribute "~1S" for element "~2S"

Cause: The named Schema element had an invalid attribute.

Action: Correct the Schema; consult the Schema specification.

LSX-00004: unexpected XML node type

Cause: Schema contains an XML node other than element, text (or CDATA),

Action: Other node types are not permitted; remove them.

LSX-00008: feature "~s" is not implemented

Cause: An attempt was made to use a feature that is not yet implemented.

Action: Make an enhancement request for the feature.

LSX-00009: data missing for type "~S"

Cause: Data is missing for an element or attribute of a simple type.

Action: Add data in the element or attribute.

LSX-00010: extra element(s) at end of "~S"

Cause: Extra elements exist at the end of schema component declarations.

Action: Remove the extra elements.

LSX-00011: internal error: ~s\n

Cause: Implementation error.

Action: File a bug.

LSX-00013: element "~S" not from Schema of Schemas

Cause: Bogus element exists in the schema file. Its name is not from Schema of Schemas.

Action: Remove the bogus element.

LSX-00014: empty instance document

Cause: Instance document to be Schema validated was empty (no top-level element).

Action: Provide a complete XML instance document.

LSX-00015: failed to parse document

Cause: Failed to parse the schema document using the given URI.

Action: Provide the correct URI and make sure that the schema document is valid.

LSX-00016: schema and instance document have incompatible character sets

Cause: Parsed schema components were in a simple-type character set while the parsed instance document data was not. A simple-type character set is single-byte, not shift sensitive, and has no linguistic specials in use.

Action: Reinitialize the schema global context with appropriate parser context settings, i.e. pass a parser context with its output encoding set to be a multibyte or Unicode character set.

LSX-00018: invalid schema context

Cause: An invalid schema context was provided to the processor. Multiple schema documents were loaded and assembled into the schema context. At least one of them is not fully valid with respect to a schema corresponding to the Schema for Schemas.

Action: Check the errors reported when schema documents were loaded, mapped, or validated. Correct errors found in the identified schema documents and reload them into a new schema context. Then provide the new schema context to the processor.

LSX-00020: unknown type "~S"

Cause: A specified type was unknown (not defined in any loaded Schemas).

Action: Make sure the type was defined and that the type usage referenced the correct Schema.

LSX-00021: undefined element "~S"

Cause: Element is undefined in the specified namespace.

Action: If the element name is misspelled, correct the spelling.

LSX-00022: unknown namespace prefix "~S"

Cause: Prefix in a QName is undefined in the current scope.

Action: Correct the prefix name if it's misspelled.

LSX-00023: unknown namespace URI "~S"

Cause: Namespace URI is unknown to the schema processor.

Action: Correct the namespace URI if it's misspelled.

LSX-00024: unknown attribute group "~S"

Cause: The name of attribute group is unknown to the schema processor in the current scope.

Action: Correct the name of attribute group if it's misspelled.

LSX-00025: unknown group "~S"

Cause: The name of group is unknown to the schema processor in the current scope.

Action: Correct the name of group if it's misspelled.

LSX-00026: unknown attribute "~S"

Cause: The name of attribute is unknown to the schema processor in the current scope.

Action: Correct the name of attribute if it's misspelled.

LSX-00027: property "~s" unknown

Cause: The named validation property was unknown.

Action: Refer to the documentation for the complete list of validation properties.

LSX-00102: duplicate element "~S"

Cause: Element declaration is not unique within its scope.

Action: Rename the element.

LSX-00103: duplicate group "~S"

Cause: Group declaration is not unique within its scope.

Action: Rename the group.

LSX-00104: duplicate type "~S"

Cause: Type definition is not unique within its scope.

Action: Rename the type.

LSX-00105: duplicate attribute group "~S"

Cause: Attribute group declaration is not unique within its scope.

Action: Rename the attribute group.

LSX-00106: duplicate attribute "~S"

Cause: Attribute declaration is not unique within its scope.

Action: Rename the attribute.

LSX-00110: facet "~S" should have single value attribute

Cause: A facet declaration did not have a value attribute.

Action: Each facet declaration must contain one and only one value attribute.

LSX-00111: type "~S" contains invalid facets

Cause: A specified facet was invalid for a type. Each datatype has a different set of facets which may apply.

Action: Use only applicable facets for the type.

LSX-00112: facet "~S" duplicated

Cause: A facet (other than "enumeration") was specified more than once.

Action: Only the enumeration facet may be used more than once for a type.

LSX-00113: facet "~1S" has invalid value "~2S"

Cause: Facet value contained illegal characters or its value was out of range.

Action: Remove illegal characters.

LSX-00114: facet "~S" not in schema namespace

Cause: Facets are not defined in the XMLSchema namespace.

Action: Remove illegal facet declarations.

LSX-00116: mutually exclusive facets are not allowed

Cause: Mutual exclusiveness violations were found for facets. For example, both "length" and either "minLength" or "maxLength" are not allowed to be facets.

Action: Remove the facets that are at fault.

LSX-00117: "minLength" should not be greater than "maxLength"

Cause: The value of "minLength" must be less than or equal to the value of "maxLength".

Action: Correct either "minLength" or "maxLength".

LSX-00118: fixed facet value cannot be changed

Cause: The value of a fixed facet in the base type definition should remain the same.

Action: Remove the fixed facet specification in the parent's type for the erroneous facet component.

LSX-00119: value is not valid restriction of parent's minLength

Cause: There was an error in that minLength was among the members of {facets} of {base type definition} and {value} was less than the {value} of the parent minLength.

Action: Increase the {value} of minLength.

LSX-00120: value is not valid restriction of parent's maxLength

Cause: There was an error in that maxLength was among the members of {facets} of {base type definition} and {value} was greater than the {value} of the parent maxLength.

Action: Increase the {value} of maxLength.

LSX-00121: value is not valid restriction of parent's length

Cause: There was an error in that length was among the members of {facets} of {base type definition} and {value} was not equal to the {value} of the parent length.

Action: Make {value} the same as parent's.

LSX-00122: value is not valid restriction of parent's whiteSpace

Cause: There was an error in that whiteSpace was among the members of {facets} of {base type definition} and at least one of the following conditions was true: 1 {value} is replace or preserve and {value} of the parent whiteSpace is collapse 2 {value} is preserve and the {value} of the parent whiteSpace is replace

Action: Change the {value} of whiteSpace.

LSX-00123: base type is required

Cause: Missing base type declaration in the type definition.

Action: Define a base type.

LSX-00124: "list" element is improperly defined

Cause: A "list" element either must have its "itemType" attribute set or have one of its children be a "simpleType" element, but both conditions cannot exist.

Action: Remove the erroneous condition.

LSX-00125: "restriction" element is improperly defined

Cause: A "restriction" element either must have its "base" attribute set or have one of its children be a "simpleType" element, but both conditions cannot exist.

Action: Remove the erroneous condition.

LSX-00126: facet "~1S" has invalid value "~u"

Cause: Facet value contained illegal characters or its value was out of range.

Action: Remove illegal characters.

LSX-00127: totalDigits must be greater than or equal to fractionDigits

Cause: The value of the facet totalDigits is less than the value of the facet fractionDigits.

Action: Ensure that totalDigits is greater than or equal to fractionDigits.

LSX-00128: facet "~1S" has invalid value "~s"

Cause: Facet value contained illegal characters or its value was out of range.

Action: Remove illegal characters.

LSX-00130: attribute "processContents" has invalid value "~S"

Cause: Attribute "processContents" in the "any" element or "anyAttribute" declaration has an invalid value.

Action: Specify one of the following values: lax, skip, or strict.

LSX-00132: attribute "~1S" has invalid occurrences value "~2S"

Cause: A minOccurs or maxOccurs attribute had an invalid value (not a integer or less than zero).

Action: Use a legal "occurs" value.

LSX-00133: attribute "use" has invalid value "~S"

Cause: A "use" attribute had an invalid value. Choices for "use" are "default", "fixed", "optional", "prohibited", or "required".

Action: Change the attribute to one of the above values.

LSX-00134: attribute "~1S" has invalid qualification "~2S"

Cause: An attribute that specifies qualification (form, attributeFormDefault, elementFormDefault) was invalid; it must be one of "qualified" or "unqualified".

Action: Change the attribute to one of the above values.

LSX-00135: invalid min/max Occurs for *all* element, must be 0/1

Cause: "minOccurs" has a value other than 0/1 or "maxOccurs" has a value other than 1.

Action: Specify 0/1 for "minOccurs" or "maxOccurs".

LSX-00136: "maxOccurs" is less than "minOccurs"

Cause: The value of the "maxOccurs" specification is less than the value of the "minOccurs" specification.

Action: Correct "minOccurs" or "maxOccurs".

LSX-00141: ID type may only be used in attributes

Cause: For backward compatibility with DTD, ID type may only be used in attributes.

Action: Remove the ID type.

LSX-00142: invalid sub-element "~1S" for element "~2S"

Cause: There was an invalid sub-element in the content of either the attribute or the element declaration. This was because the sub-element was either at the wrong position or out of context.

Action: Remove the sub-element or move it to the correct position.

LSX-00143: element "~S" must have type or ref

Cause: A Schema element was declared but was neither type or reference.

Action: One of type or reference must be specified.

LSX-00144: attribute "~1S" invalid derivation-restriction value "~2S"

Cause: An attribute which specifies a derivation-restriction setting (block, content, final) had an invalid value. Choices are "#all", "extension", or "restriction".

Action: Change the attribute to one of the above values.

LSX-00145: attribute "~1S" invalid derived value "~2S"

Cause: A derivedBy attribute had an invalid value. Choices are "extension" or "restriction".

Action: Change the attribute to one of the above values.

LSX-00146: element or attribute is improperly defined

Cause: An element or attribute definition must have either its "type" attribute set or must have one of its children be a "simpleType" or "complexType" element but both conditions cannot exist.

Action: Remove the erroneous condition.

LSX-00147: "~1S" cannot contain "~2S"

Cause: An invalid schema component exists in the current declaration.

Action: Remove the schema component.

LSX-00148: annotation must come first in "~S"

Cause: "annotation" element must be the first in the content.

Action: Make "annotation" the first element.

LSX-00149: duplicated ID specified in "~S"

Cause: An attempt was made to specify two distinct members of {attribute uses} with {attribute declaration}s, both of whose {type definition}s are from ID or are derived from ID.

Action: Declare only one member of the {attribute uses} whose {type definition} is from ID or will be derived from ID.

LSX-00150: attributeGroup reference shouldn't have children

Cause: A reference-to-attributeGroup element has children. It is suppose to be empty except for annotations.

Action: Remove the children.

LSX-00151: invalid combination of attributes "ref" and "name"

Cause: If the item's parent is not *schema*, then either the "ref" or the "name" attribute must be present, but not both. Top-level elements or attributes must have a name.

Action: Specify either the "ref" or "name" attribute.

LSX-00152: only "minOccurs", "maxOccurs", or "id" is allowed

Cause: If the item's parent is not *schema* and "ref" is present, then "complexType", "simpleType", "key", "keyref", "unique", "nillable", "default", "fixed", "form", "block", and "type" must be absent.

Action: Remove the prohibited attribute.

LSX-00153: invalid combination of default and fixed attributes

Cause: It is an error for a declaration to contain both fixed and default attributes.

Action: Remove either the default or the fixed attributes.

LSX-00154: attribute "use" must have its value set to "optional"

Cause: If "default" and "use" are both present, use must have its value set to "optional".

Action: Remove the default attribute or change the value of the "use" attribute.

LSX-00155: invalid use of attribute "ref"

Cause: If the item's parent is not *schema* and the attribute "ref" is present, then the element "simpleType" and the attributes "form" and "type" must be absent.

Action: Remove the prohibited items.

LSX-00156: type is final and no derivations are allowed

Cause: Derivation from a type that is declared to be final occurred.

Action: Remove the final declaration from the base type.

LSX-00157: "~S" is abstract and cannot be used in an instance document

Cause: The element declaration or the type definition was abstract.

Action: When an element is declared to be abstract, a member of that element's substitution group must appear in the instance document. When an element's corresponding type definition is declared as abstract, all instances of that element must use `xsi:type` to indicate a derived type that is not abstract.

LSX-00158: base type of "~S" must be simple type or primitive datatype

Cause: The derivation constraint was violated.

Action: Use `complexType` instead of `simpleType`.

LSX-00159: list content of multiple simple types is not allowed

Cause: Two or more simple types were specified within the list content .

Action: Specify only one simple type.

LSX-00160: invalid substitution group affiliation between "~S" and "~S"

Cause: There was an error in that {substitution group exclusions} prevented substitution group affiliation by type restriction or type extension.

Action: Remove the offending deriving method from the {substitution group exclusions} list.

LSX-00161: disallowed type substitution between "~S" and "~S"

Cause: There was a substituted type whose deriving method falls in the union of the {disallowed substitutions} and the {type definition}'s {prohibited substitutions}.

Action: Remove the offending deriving method from the element's {disallowed substitutions} list or the {type definition}'s {prohibited substitutions} list.

LSX-00162: string "~S" is an invalid default for the complex type

Cause: If the {content type} is a simple type definition, then the string must be valid with regard to the simple type definition as defined by String Valid (3.14.4). If the {content type} is mixed, then the {content type}'s particle must be empty as defined by Particle Emptyable (3.9.6). However, one of these conditions was not met, resulting in this error.

Action: Make the default string a valid default with regard to the complex type definition.

LSX-00163: duplicated content specification in "~S"

Cause: There was a duplicate content specification in the children of complexType.

Action: Remove the duplicate content specification.

LSX-00164: no content specified in "~S"

Cause: In a simpleContent specification, either "restriction" or "extension" was not specified as a child.

Action: Add either a "restriction" or an "extension" element information item.

LSX-00165: content type of "~S" must be simple type

Cause: The content type of the type definition was not a simple type definition.

Action: Use complexContent instead of simpleContent .

LSX-00166: both content types must be mixed or both must be element-only

Cause: If the content types of the derived type and base type are not the same simple type definition and the content type of the base type is not empty, then both content types must be mixed or both must be element-only. This was not the case, resulting in this error.

Action: Add attribute mixed="true" or remove it.

LSX-00167: defining form of "~S" must occur at the top level

Cause: The defining form did not occur at the top level of a schema.

Action: Move attributeGroup or group definition to the top level of the schema.

LSX-00168: referring form of "~S" must NOT occur at the top level

Cause: The referring form did not occur within a complex type definition or an attribute group definition.

Action: Move the attributeGroup definition to within a complex type definition or an attribute group definition. Or, move the group definition to within a complex type, restriction, extension, choice, or sequence.

LSX-00169: circular group reference is disallowed outside *redefine*

Cause: There was a circular group reference.

Action: One of the group references needs to be changed to a group definition.

LSX-00170: union must have memberTypes attribute or some simpleType children

Cause: There was no member type definition for the union declaration.

Action: Add memberTypes attribute or simpleType children.

LSX-00171: missing required sub-element "~S"

Cause: The sub-element specified in the error message was required.

Action: Add the required sub-element.

LSX-00172: "~S" is not a valid restriction of "~S"

Cause: The schema component constraint, Derivation Valid (Restriction, Complex) or Particle Valid (Restriction), was violated.

Action: Modify the base type (particle) or the restricted type (particle) definition.

LSX-00173: ~S of ~S type is not a valid restriction of ~S of ~S type

Cause: The schema component constraint, Particle Restriction OK (Elt:Elt -- NameAndTypeOK), was violated.

Action: Modify either or both element declaration particles.

LSX-00174: "~S" is not a valid derivation of "~S"

Cause: The schema component constraint, Derivation Valid (Restriction, simple), (Restriction, complex) or (Extension), was violated.

Action: Modify the base type or the derived type definition.

LSX-00175: a complex base within "simpleContent" must have simple content

Cause: A complex base within "simpleContent" was not restricted to contain only simple content.

Action: Modify the base type or the derived type definition.

LSX-00176: circular reference detected in schema component named "~S"

Cause: An attempt was made to use a circular reference. This is not allowed. For example, it is not possible to return to an element declaration by repeatedly following the {substitution group affiliation} property. Or, within the {particles} of a group there must not be at any depth a particle whose {term} is the group itself.

Action: Modify one of the schema components in the loop.

LSX-00200: element "~S" not empty

Cause: Content of the element must be empty.

Action: Remove any schema components in the content.

LSX-00201: contents of "~S" should be elements only

Cause: Node with type other than "element", "processing instruction", or "comment" exists in the content of the violating element.

Action: Remove the offending nodes.

LSX-00202: contents of "~S" should be text only

Cause: Node with type other than "text", "processing instruction", or "comment" exists in the content of the violating element.

Action: Remove the offending nodes.

LSX-00204: extra data at end of complex element

Cause: Extra nodes exist at the end of an element with a complex type definition.

Action: Remove the offending nodes or check the definition of the complex type.

LSX-00205: element "~1S" value "~2S" is wrong (must be "~3S")

Cause: The element had a value other than its fixed value.

Action: Use the fixed value as its value.

LSX-00206: substitution for element "~S" is disallowed

Cause: An attempt was made to substitute an element that violated a constraint.

Action: Change to a valid new element that can be substituted for the headElement.

LSX-00207: empty list is disallowed

Cause: An empty list was supplied where at least one value is required.

Action: Specify at least one valid list item.

LSX-00208: circular type reference disallowed

Cause: A type referenced itself as a member type, either directly or indirectly using other types.

Action: Remove the circular type dependency.

LSX-00209: fixed or default not allowed on ID-based type

Cause: A type derived from the ID type specified a fixed value or a default value.

Action: Remove the fixed or default value from the type.

LSX-00210: value "~1S" out of range for type "~2S"

Cause: Value is out of range for the data with a specific type.

Action: Fix the value.

LSX-00211: value "~1S" whose fractional digits exceeds ~2d

Cause: Too many fractional digits after the decimal point.

Action: Remove the extra fractional digits.

LSX-00212: value "~1s" whose total digits exceeds ~2d

Cause: Too many digits in the decimal data.

Action: Remove the extra digits.

LSX-00213: only ~1d occurrences of particle "~2S", minimum is ~3d

Cause: Too few occurrences of particles in the node.

Action: Specify more particles.

LSX-00214: too many occurrences of particle "~1S", maximum is ~2d

Cause: Too many occurrences of particles in the node.

Action: Remove extra ones.

LSX-00215: value "~1S" whose total digits exceeds ~2d

Cause: There were too many digits in the decimal data.

Action: Remove the extra digits.

LSX-00220: "~1S" is wrong length, should be ~2d

Cause: Data of simple type has invalid length.

Action: Fix the length of the data.

LSX-00221: "~1S" is too short (minimum length is ~2d)

Cause: The length of the data is too short.

Action: Prepend extra characters (such as zeros or blank characters) to make the data longer.

LSX-00222: "~1S" is too long (maximum length is ~2d)

Cause: The length of the data is too long.

Action: Remove extra characters from the data.

LSX-00229: item type is not a valid type for a list simple type

Cause: The specified item type must not itself be a list type, and must be one of the types identified in [XML Schemas: Datatypes] as a suitable item type for a list simple type.

Action: Change the list schema component's declaration.

LSX-00230: invalid integer "~S"

Cause: Illegal characters exist in the "integer" or its derivative type declarations.

Action: Remove illegal characters.

LSX-00231: invalid unsigned integer "~S"

Cause: Illegal characters exist in the "unsignedLong", "unsignedInt", "unsignedShort", or "unsignedByte" declarations.

Action: Remove illegal characters.

LSX-00232: invalid unsigned long "~S"

Cause: Illegal characters exist in the "unsignedLong" declaration.

Action: Remove illegal characters.

LSX-00233: invalid long "~S"

Cause: Illegal characters exist in the "long" declaration.

Action: Remove illegal characters.

LSX-00234: invalid decimal "~S"

Cause: Illegal characters exist in the "decimal" declaration.

Action: Remove illegal characters.

LSX-00235: invalid URI "~S"

Cause: Invalid URI specification for data of "anyURI" type.

Action: Remove illegal characters.

LSX-00237: invalid Name "~S"

Cause: Invalid XML name.

Action: Remove illegal characters.

LSX-00238: invalid Nmtoken "~S"

Cause: Invalid Nmtoken.

Action: Remove illegal characters.

LSX-00240: bad float "~S"

Cause: Invalid value for "float" type data.

Action: Remove illegal characters.

LSX-00241: bad double "~S"

Cause: Invalid value for "double" type data.

Action: Remove illegal characters.

LSX-00242: bad Boolean "~S"

Cause: Boolean data must have a value from the following set: "1", "0", "true", or "false".

Action: Specify one of "1", "0", "true", or "false".

LSX-00243: invalid date "~S"

Cause: Invalid value for data of "date" type.

Action: Remove illegal characters.

LSX-00244: invalid NCName "~S"

Cause: Invalid value for data of "NCName" type.

Action: Remove illegal characters.

LSX-00245: invalid ID "~S"

Cause: Data specified is not of "NCName" type.

Action: Remove illegal characters.

LSX-00246: invalid QName "~S"

Cause: Invalid value for data of "QName" type.

Action: Remove illegal characters.

LSX-00247: invalid language specification "~S"

Cause: Invalid value for data of "language" type.

Action: Remove illegal characters.

LSX-00248: invalid duration "~S"

Cause: Invalid value for data of "duration" type.

Action: Remove illegal characters.

LSX-00249: invalid date or time "~S"

Cause: Invalid value for data of "dateTime", "time", "gYearMonth", "gYear", "gMonthDay", "gDay", or "gMonth" type.

Action: Remove illegal characters.

LSX-00250: invalid normalizedString "~S"

Cause: Invalid value for data of "normalizedString" type.

Action: Remove illegal characters.

LSX-00251: invalid token "~S"

Cause: Invalid value for data of "token" type.

Action: Remove illegal characters.

LSX-00252: invalid union "~S"

Cause: Data of simple type is not one of the union type.

Action: Use one of the union type as its type.

LSX-00253: branch is empty

Cause: The pattern specification "branch1 | branch2" has either "branch1" or "branch2" missing.

Action: Remove '|' or add either "branch1" or "branch2".

LSX-00255: mismatched parentheses

Cause: ")" found without a matching "(" in a pattern specification.

Action: Add "(" to the pattern specification.

LSX-00256: empty character class expression

Cause: "[]" found when processing a character class expression.

Action: Specify the character group within the brackets.

LSX-00257: atom specification is missing

Cause: A quantifier was found without an atom specification.

Action: Add an atom specification in front of the quantifier.

LSX-00258: invalid escape character

Cause: "x" in "\x" is not a valid escape character.

Action: Change "x" to a valid escape character.

LSX-00259: invalid character found in the pattern

Cause: An unexpected character was found in the pattern.

Action: Fix the pattern.

LSX-00260: unexpected end of pattern

Cause: Something is missing at the end of the pattern.

Action: Fix the pattern.

LSX-00261: invalid character property

Cause: An error occurred when processing the character property. For example, "{" is missing after "\p" or "\P".

Action: Fix the character property.

LSX-00262: attribute "~1S" cannot have complex type "~2S"

Cause: The type of the attribute is "complex".

Action: Specify the type of the attribute to be "simple".

LSX-00263: undefined attribute "~S"

Cause: Violating attribute is not defined in the current scope.

Action: Correct the attribute name if it's misspelled.

LSX-00264: attribute "~S" is prohibited (may not occur)

Cause: Global declarations cannot contain the attributes "ref", "minOccurs", or "maxOccurs", or the use of this attribute is explicitly declared as "prohibited" by the schema.

Action: Remove the attribute.

LSX-00265: attribute "~1S" value "~2S" is wrong (must be "~3S")

Cause: Attribute has a value other than its fixed value.

Action: Use fixed value as its value.

LSX-00266: missing required attribute "~S"

Cause: A required attribute is missing.

Action: Add the required attribute.

LSX-00270: hex-encoded binary has odd length

Cause: Data of "hexBinary" type has odd number of digits.

Action: Add missing digits as appropriate.

LSX-00271: invalid character "~c" in hex-encoded binary

Cause: Data of "hexBinary" type has invalid characters.

Action: Remove illegal characters.

LSX-00272: BASE64-encoded binary grouped improperly (not 4's)

Cause: Number of digits is not a multiple of four.

Action: Add missing digits as appropriate.

LSX-00273: invalid character "~c" in base64-encoded binary

Cause: Data of "base64Binary" type has invalid characters.

Action: Remove illegal characters.

LSX-00274: invalid padding in base64-encoded binary

Cause: Invalid padding characters at the end of data.

Action: Use "=" as the padding characters.

LSX-00280: duplicate ID "~S"

Cause: ID name is not unique within the schema scope.

Action: Rename the ID.

LSX-00281: referenced ID "~S" is not defined

Cause: Referenced ID name is not defined within the schema scope.

Action: Define the ID.

LSX-00282: duplicate notation name "~S"

Cause: The name of the "notation" element is not unique within the schema scope.

Action: Rename the element.

LSX-00283: referenced notation "~S" is not defined

Cause: Referenced notation name is not defined within the schema scope.

Action: Define the element.

LSX-00284: duplicate constraint name "~S"

Cause: Each constraint declaration has a name which exists in a single symbol space for constraints.

Action: Choose a different name.

LSX-00285: referenced key "~S" is not defined

Cause: Referenced key name is not defined within the schema scope.

Action: Define the key.

LSX-00286: duplicate key "~S" for {"~S"}~S"

Cause: The key value was not unique within its scope.

Action: Change the key value.

LSX-00287: duplicate key "~S"

Cause: The key value was not unique within its scope.

Action: Change the key value.

LSX-00290: invalid enumeration choice "~S"

Cause: The value of the data is not one of the enumeration choice.

Action: Select one of the enumeration choice as its value.

LSX-00291: value "~1S" is less than minimum "~2S" (~3S)

Cause: Data has a value less than required minimum.

Action: Increase the value.

LSX-00292: value "~1S" is greater than maximum "~2S" (~3S)

Cause: Data has a value greater than maximum.

Action: Decrease the value.

LSX-00293: missing one or more fields from element "~S"

Cause: The required fields were missing from the content of the element.

Action: Add the fields.

LSX-00294: field "~S" produced multiple hits

Cause: XPath expressions relative to each element selected by a {selector} are specified by {fields}. These XPath expressions must identify a single node (element or attribute) whose content or value was used in the constraint. This content or value must be of a simple type.

Action: Remove duplicate elements or attributes.

LSX-00295: field element "~S" is not a simple type

Cause: The field element evaluated to a node-set with a member that was not a simple type.

Action: Change the field element's type.

LSX-00296: field value "~S" could not be compared to facet

Cause: The value of the data could not be compared to the facet value because one value had a time zone while the other did not.

Action: Correct the data to add the necessary time zone or to remove the unnecessary time zone.

LSX-00300: group must have name or ref but not both

Cause: "ref" or "name" attributes are either both missing or have both been specified.

Action: Specify either "ref", "name", but not both.

LSX-00310: local element or attribute should be namespace qualified

Cause: Element or attribute name is not namespace qualified.

Action: Add prefix or default namespace URI declaration.

LSX-00311: local element or attribute shouldn't be namespace qualified

Cause: Element or attribute name is namespace qualified.

Action: Remove prefix or default namespace URI declaration from itself or ancestors.

LSX-00320: missing required elements in *all*

Cause: Some required elements in "all" particle are missing.

Action: Add the missing elements.

LSX-00330: missing range start character

Cause: Missing range start character in a character range specification.

Action: Add the missing characters.

LSX-00331: missing comma

Cause: A comma is missing in a range specification.

Action: Add the missing characters.

LSX-00332: bad decimal digits in a quantifier specification

Cause: Quantifier has invalid characters.

Action: Remove illegal characters.

LSX-00333: literal "~S" is not valid with respect to the pattern

Cause: Literal is not valid with respect to the pattern.

Action: Choose correct characters in the literal.

LSX-00340: improper namespace value for the imported element

Cause: If the namespace attribute is present, then its actual value must not match the actual value of the enclosing schema's targetNamespace attribute. If the namespace attribute is not present, then the enclosing schema must have a targetNamespace attribute.

Action: Match namespace value.

LSX-00341: ENTITY or ENTITIES type may only be used in attributes

Cause: For compatibility, ENTITY or ENTITIES should be used only on attributes.

Action: Remove the ENTITY or ENTITIES.

LSX-00342: value of attribute "base" must be a complex type definition

Cause: If the "complexContent" alternative is chosen, then the type definition resolved to by the actual value of the attribute "base" must be a complex type definition.

Action: Choose a complex type definition as its base type.

LSX-00343: "~S" is not nillable

Cause: Attribute nillable was set to be "false" in element's declaration.

Action: Remove attribute xsi:nil from the instance document.

LSX-00344: namespace values "~1S" and "~2S" differ

Cause: The targetNamespace specified in the schema document differed from either:
a) the value of the enclosing schema's namespace attribute, or b) the value of the namespace attribute identified in the import element information item.

Action: Match the namespace value to the enclosing schema's targetNamespace attribute or the actual value of the namespace attribute identified in the import element information item.

LSX-00345: Element ("~1S") from "~2S" namespace is unexpected. Expecting element from "~3S" namespace

Cause: The namespace of the Xml Node in the instance document does not match with the expected element definition namespace

Action: n/a

LSX-00346: pattern too long or complex

Cause: The pattern facet was too long or too complex and exceeded the maximum size allowed after compilation as a regular expression.

Action: Simplify the pattern expression.

LSX-00347: search of pattern contains too many branches

Cause: Evaluation of the string value versus the pattern resulted in too many branches and was prematurely terminated.

Action: Simplify the pattern expression.



MGTCA-01001 to MGTCA-01198

MGTCA-01001: clusterware stack did not respond

Cause: A wallet operation was requested when the Oracle Clusterware stack was down.

Action: Contact Oracle Support Services.

MGTCA-01002: clusterware stack did not respond to wallet operation

Cause: User attributes could not be read because the Grid Infrastructure Management Repository wallet location was not accessible.

Action: Contact Oracle Support Services.

MGTCA-01003: wallet access denied

Cause: An attempt to access the wallet was denied because the user does not have the required permissions.

Action: Contact Oracle Support Services.

MGTCA-01004: clusterware wallet internal error

Cause: An invalid wallet operation was performed or Oracle Cluster Registry storage for wallet was not present.

Action: Contact Oracle Support Services.

MGTCA-01005: SQL operation on Grid Infrastructure Management Repository failed.\n{0}

Cause: An attempt to perform a SQL operation against the Grid Infrastructure Management Repository (GMIR) failed because a connection could not be established to the repository. Additional failure information is provided by the accompanying messages.

Action: Contact Oracle Support Services.

MGTCA-01006: could not change user credentials for Grid Infrastructure Management Repository

Cause: SQL execute query failed.

Action: Contact Oracle Support Services.

MGTCA-01007: Grid Infrastructure Management Repository is not running on this node

Cause: During the execution of 'mgmtca', no running instance of the Grid Infrastructure Management Repository was found on the node.

Action: Run 'mgmtca' on the node having Grid Infrastructure Management Repository.

MGTCA-01108: An internal error occurred while querying for the node running Grid Infrastructure Management Repository

Cause: During the execution of 'mgmtca', an internal error occurred while querying for the node running Grid Infrastructure Management Repository.

Action: Contact Oracle Support Services.

MGTCA-01100: This utility is used to configure the Grid Infrastructure Management Repository.
Usage: mgmtca [*verb options*]
Following are the supported verbs on the Domain Services Cluster:
createRepos - creates a repository and credentials for the local cluster or a member cluster.
removeRepos - removes the repository and credentials for a member cluster.
queryRepos - lists the member clusters that are currently serviced by the Domain Services Cluster.
configRepos - configures the repository for the local cluster or a member cluster.
setpasswd - sets the password for a set of users in the local cluster.
Following are the supported verbs on the member cluster:
createRepos - creates a schema in the repository for the member cluster.
configRepos - configures the repository for the member cluster. Type 'mgmtca *verb* -h' to get help on a specific mgmtca verb.

Cause: None

Action: None

MGTCA-01101: failure in Oracle Grid Infrastructure Management Repository operation

Cause: A SQL request to the Oracle Grid Infrastructure Management Repository encountered an error.

Action: Contact Oracle Support Services

MGTCA-01102: failure in performing database operation to retrieve the name of the Pluggable Database in the Oracle Grid Infrastructure Management Repository

Cause: An attempt to retrieve the name of the Pluggable Database in Oracle Grid Infrastructure Management Repository failed.

Action: Contact Oracle Support Services

MGTCA-01103: failure in performing database operation to unlock the user of Oracle Grid Infrastructure Management Database

Cause: The user account to be unlocked did not exist.

Action: Contact Oracle Support Services

MGTCA-01104: An internal error occurred during the remote execution of 'mgmtca' on the node running the Grid Infrastructure Management Repository.

Cause: During the execution of 'mgmtca', an internal error occurred while remotely executing the operation of the node running the Grid Infrastructure Management Repository.

Action: Contact Oracle Support Services.

MGTCA-01105: Grid Infrastructure Management Repository is not running in the cluster.

Cause: The execution of 'mgmtca' could not complete because the Grid Infrastructure Management Repository was not running in the cluster.

Action: Contact Oracle Support Services.

MGTCA-01106: An internal error occurred while querying the state of the Grid Infrastructure Management Repository.

Cause: During the execution of 'mgmtca', an internal error occurred while querying the state of the Grid Infrastructure Management Repository.

Action: Contact Oracle Support Services.

MGTCA-01107: The resource for the Grid Infrastructure Management Repository does not exist.

Cause: The execution of 'mgmtca' could not complete because the resource for the Grid Infrastructure Management Repository did not exist.

Action: Contact Oracle Support Services.

MGTCA-01108: failed to determine CRS Home location

Cause: Execution of 'mgmtca' to retrieve the CRS Home location failed. This is an internal error.

Action: Contact Oracle Support Services.

MGTCA-01109: failed to determine Oracle Base location

Cause: Execution of 'mgmtca' to retrieve the Oracle Base location failed. This is an internal error.

Action: Contact Oracle Support Services.

MGTCA-01110: An internal error occurred while querying the state of the Grid Infrastructure Management Repository during reconfiguration.

Cause: The execution of 'mgmtca' could not complete because an internal error occurred while querying the state of the Grid Infrastructure Management Repository during reconfiguration.

Action: Contact Oracle Support Services.

MGTCA-01111: An internal error occurred while stopping the existing instance of the Grid Infrastructure Management Repository during reconfiguration.

Cause: The execution of 'mgmtca' could not complete because an internal error occurred while stopping the existing instance of the Grid Infrastructure Management Repository during reconfiguration.

Action: Contact Oracle Support Services.

MGTCA-01112: An internal error occurred while removing the existing instance of the Grid Infrastructure Management Repository during reconfiguration.

Cause: The execution of 'mgmtca' could not complete because an internal error occurred while removing the existing instance of the Grid Infrastructure Management Repository during reconfiguration.

Action: Contact Oracle Support Services.

MGTCA-01113: The reconfigure operation for the Grid Infrastructure Management Repository could not complete because there was already an instance running on the cluster.

Cause: The reconfigure operation for the Grid Infrastructure Management Repository could not complete because there was already an instance running on the cluster.

Action: Contact Oracle Support Services.

MGTCA-01114: An internal error occurred while creating the Grid Infrastructure Management Repository during reconfiguration.

Cause: The execution of 'mgmtca' could not complete because an internal error occurred while creating the Grid Infrastructure Management Repository during reconfiguration.

Action: Contact Oracle Support Services.

MGTCA-01115: An internal error occurred while starting the resource for the Grid Infrastructure Management Repository during reconfiguration.

Cause: The execution of 'mgmtca' could not complete because an internal error occurred while starting the resource for the Grid Infrastructure Management Repository during reconfiguration.

Action: Contact Oracle Support Services.

MGTCA-01116: The syntax of the 'mgmtca' command is incorrect.

Cause: The 'mgmtca' command was rejected because the syntax as entered was incorrect.

Action: Reenter the 'mgmtca' command with the correct syntax. Enter 'mgmtca -h' to display usage.

MGTCA-01117: The user name specified in the 'mgmtca' command is invalid.

Cause: The 'mgmtca' command was rejected because the user name specified in the command had invalid content.

Action: Provide a valid user name for the 'mgmtca' command.

MGTCA-01118: A credential store operation failed.

Cause: The 'mgmtca' command did not complete because a credential store operation failed.

Action: Contact Oracle Support Services.

MGTCA-01119: Trace file configuration failed.

Cause: The 'mgmtca' command did not complete because trace file configuration failed.

Action: Contact Oracle Support Services.

MGTCA-01120: command not supported on a member cluster

Cause: An attempt to execute the command 'mgmtca' was rejected because it was not supported on a member cluster.

Action: Run the command on the Domain Services Cluster where the Grid Infrastructure Management Repository is hosted. Export the credentials from the Domain Services Cluster and import them on the member cluster.

MGTCA-01121: failed to determine cluster name

Cause: Execution of 'mgmtca' to retrieve cluster name failed. This is an internal error.

Action: Contact Oracle Support Services.

MGTCA-01122: The credential store operation to retrieve the Grid Infrastructure Management Repository domain failed.

Cause: Execution of 'mgmtca' failed because the credential store operation to retrieve the Grid Infrastructure Management Repository domain failed.

Action: Contact Oracle Support Services.

MGTCA-01123: A credential store operation failed while initializing the connection to the credential store.

Cause: Execution of 'mgmtca' failed because a credential store operation failed while initializing the connection to the credential store.

Action: Contact Oracle Support Services.

MGTCA-01124: A credential store operation failed while terminating the connection to the credential store.

Cause: Execution of 'mgmtca' failed because a credential store operation failed while terminating the connection to the credential store.

Action: Contact Oracle Support Services.

MGTCA-01125: A credential store operation failed while importing the Cluster Manifest File.

Cause: An attempt to execute the command 'mgmtca' failed while importing the Cluster Manifest File because credentials could not be stored.

Action: Contact Oracle Support Services.

MGTCA-01126: A credential store operation failed while exporting the Cluster Manifest File.

Cause: Execution of 'mgmtca' failed because a credential store operation failed while exporting the Cluster Manifest File.

Action: Contact Oracle Support Services.

MGTCA-01127: The credential store operation to retrieve a user domain failed.

Cause: Execution of 'mgmtca' failed because the credential store operation to retrieve the user domain failed.

Action: Contact Oracle Support Services.

MGTCA-01128: The credential store operation to retrieve the credential set for a user failed.

Cause: Execution of 'mgmtca' failed because the credential store operation to retrieve the credential set for a user failed.

Action: Contact Oracle Support Services.

MGTCA-01129: The credential store operation to retrieve the domain representing the member cluster failed.

Cause: Execution of 'mgmtca' failed because the credential store operation to retrieve the domain representing the member cluster failed.

Action: Contact Oracle Support Services.

MGTCA-01130: The credential store operation to retrieve the domain representing the Domain Services Cluster failed.

Cause: Execution of 'mgmtca' failed because the credential store operation to retrieve the domain representing the Domain Services Cluster failed.

Action: Contact Oracle Support Services.

MGTCA-01131: Cluster Manifest File specified in the command did not exist at the specified location.

Cause: Execution of 'mgmtca' failed because the Cluster Manifest File specified in the command did not exist at the specified location.

Action: Re-execute the command with the correct path to the Cluster Manifest File.

MGTCA-01132: failed to retrieve SCAN information for the cluster

Cause: Execution of 'mgmtca' to retrieve the SCAN information failed. This is an internal error.

Action: Contact Oracle Support Services.

MGTCA-01133: failed to initialize connection to the credential store

Cause: Execution of 'mgmtca' failed because the connection to the credential store could not be initialized.

Action: Contact Oracle Support Services.

MGTCA-01135: failed to determine type of cluster

Cause: Execution of 'mgmtca' to retrieve the type of cluster failed. This is an internal error.

Action: Contact Oracle Support Services.

MGTCA-01136: failed to create a repository for the member cluster

Cause: An attempt to execute 'mgmtca' to create a repository for a member cluster encountered an internal error.

Action: Contact Oracle Support Services.

MGTCA-01137: failed to remove the repository for the member cluster

Cause: An attempt to execute 'mgmtca' to create a repository for a member cluster encountered an internal error.

Action: Contact Oracle Support Services.

MGTCA-01138: failed to plug in the repository for the member cluster

Cause: An attempt to execute 'mgmtca' to create a repository for a member cluster encountered an internal error.

Action: Contact Oracle Support Services.

MGTCA-01139: failed to unplug the repository for the member cluster

Cause: An attempt to execute 'mgmtca' to create a repository for a member cluster encountered an internal error.

Action: Contact Oracle Support Services.

MGTCA-01140: failed to migrate the Rapid Home Provisioning schema

Cause: Execution of 'mgmtca' to migrate the Rapid Home Provisioning schema failed.

Action: Contact Oracle Support Services.

MGTCA-01141: cannot run command as root

Cause: An attempt to run 'mgmtca' as the OS root user was rejected.

Action: Run the command 'mgmtca' as the Grid Infrastructure user.

MGTCA-01142: When run on the Domain Services Cluster, this command creates a repository and credentials for the local cluster or a member cluster.
Usage:
`mgmtca createRepos [-manifest <manifest_file_location> -member <member_cluster_name> -version <member_cluster_version>] \n -manifest <manifest_file_location> - absolute file path of the Cluster Manifest File where the credentials are to be exported. \n -member <member_cluster_name> - name of the member cluster for which the repository is to be created. \n -version`

<member_cluster_version> - version of the member cluster for which the repository is to be created.

Cause: None

Action: None

MGTCA-01143: When run on the Domain Services Cluster, this command removes the repository and credentials for a member cluster.\nUsage: mgmtca removeRepos -member <member_cluster_name>\n -member <member_cluster_name> - name of the member cluster whose repository and credentials are to be removed.\nThis command is not supported on a member cluster.

Cause: None

Action: None

MGTCA-01144: When run on the Domain Services Cluster, this command plugs in a repository for a member cluster.\nUsage: mgmtca plugRepos -manifest <manifest_file_location> -member <member_cluster_name> -pdbBackupFile <backup_file_location> -pdbMetadataFile <metadata_file_location>\n -manifest <manifest_file_location> - absolute file path of the Cluster Manifest File where the credentials are to be exported.\n -member <member_cluster_name> - name of the member cluster whose repository is to be plugged in.\n -pdbBackupFile <backup_file_location> - absolute file path for the backup file for the repository that is to be plugged in.\n -pdbMetadataFile <metadata_file_location> - absolute file path of the metadata file for the repository that is to be plugged in.\nThis command is not supported on a member cluster.

Cause: None

Action: None

MGTCA-01145: When run on the Domain Services Cluster, this command unplugs the repository for a member cluster.\nUsage:mgmtca unplugRepos -member <member_cluster_name> -pdbBackupFile <backup_file_location> -pdbMetadataFile <metadata_file_location>\n -member <member_cluster_name> - name of the member cluster whose repository is to be unplugged.\n -pdbBackupFile <backup_file_location> - absolute file path for the backup file for the repository that is to be unplugged.\n -pdbMetadataFile <metadata_file_location> - absolute file path of the metadata file for the repository that is to be unplugged.\nThis command is not supported on a member cluster.

Cause: None

Action: None

MGTCA-01146: When run on the Domain Services Cluster, this command configures the repository for the local cluster or a member cluster.\nUsage: mgmtca configRepos [exportCred -manifest <manifest_file_location> -member <member_cluster_name> | setpasswd -member <member_cluster_name> -user <user_ID>[,...] | -allusers]\n exportCred - exports the credentials for all the users to the Cluster Manifest File for the local cluster or a member cluster.\n -manifest <manifest_file_location> - absolute file path of the Cluster Manifest File where the credentials are to be exported.\n -member <member_cluster_name> - name of the member cluster whose credentials is to be exported.\n setpasswd - automatically generates and sets the password for a set of users for the local cluster or a member cluster.\n -member <member_cluster_name> - name of the member cluster whose credentials are to be exported.\n -user *userID* [,...] - comma-separated list of user IDs (CHMOS, CHA, CALOG, QOS, GRIDHOME) whose password is to automatically generated and set.\n -allusers - automatically generate and set

password for all users.\nWhen run on a member cluster, this command configures the repository for the member cluster.\nUsage: mgmtca configRepos importCred - manifest <manifest_file_location>\n importCred - imports credentials for all the users from the Cluster Manifest File for a member cluster.\n -manifest <manifest_file_location> absolute file path of the Cluster Manifest File from where credentials are to be imported.

Cause: None

Action: None

MGTCA-01147: When run on the Domain Services Cluster, this command sets the password for a set of users in the local cluster.\nUsage: mgmtca setpasswd -user <user_IDs>[,...] | -allusers]\n -user <user_ID>[,...] - comma-separated list of user IDs (CHMOS, CHA, CALOG, QOS, GRIDHOME) whose password is to automatically generated and set.\n -allusers - automatically generate and set passwords for all users.\nThis command is not supported on a member cluster.

Cause: None

Action: None

MGTCA-01148: member cluster name specified in the Cluster Manifest File is invalid.

Cause: An attempt to import the Cluster Manifest File for the member cluster failed because the cluster name in the Cluster Manifest File did not match the name of the member cluster on which the mgmtca command was issued.

Action: Run 'mgmtca createRepos -manifest <manifest_file_location> -member <member_cluster_name>' on the Domain Services Cluster with a valid member cluster name.

MGTCA-01149: member cluster '{0}' already exists.

Cause: An attempt to add a member cluster was rejected because the specified member cluster is already a member of this Cluster Domain.

Action: Specify a unique member cluster name that is not already a member of this Domain Services Cluster.

MGTCA-01150: member cluster '{0}' does not exist.

Cause: An attempt to remove the member cluster was rejected because the specified member cluster is not a member of this Domain Services Cluster.

Action: Specify a valid member cluster name that is a member of this Domain Services Cluster.

MGTCA-01151: There are no members for the Domain Services Cluster

Cause: Status Message

Action: None

MGTCA-01152: member cluster '{0}' cannot be removed.

Cause: An attempt to remove the member cluster was rejected because the specified member cluster was the Domain Services Cluster.

Action: Specify a valid member cluster name that is a member of this Cluster Domain.

MGTCA-01153: member cluster '{0}' cannot be removed.

Cause: An attempt to remove the member cluster was rejected because there were active sessions connected to the repository for the specified member cluster."

Action: Shut down and deconfigure the member cluster.

MGTCA-01154: When run on the Domain Services Cluster, this command lists the member clusters that are serviced by the Domain Services Cluster.\nUsage: `mgmtca queryRepos [-member <member_cluster_name>]`\n -member <member_cluster_name> - name of the member cluster which needs to be queried. If this parameter is not specified the query returns all the members serviced by the Domain Services Cluster.\nThis command is not supported on a member cluster.

Cause: None

Action: None

MGTCA-01155: Unable to retrieve the Domain Services Cluster for member cluster {0}

Cause: An attempt to identify the Domain Services Cluster for the indicated member cluster failed.

Action: Re-export the credentials on the Domain Services Cluster using the command '`mgmtca configRepos exportCred -member <member_cluster_name> -manifest <manifest_file_location>`' and import them on the member cluster.

MGTCA-01156: command not supported on a Domain Services Cluster

Cause: Execution of 'mgmtca' failed because the command was not supported on a Domain Services Cluster.

Action: Run the command on a member cluster.

MGTCA-01157: failed to retrieve the member cluster Globally Unique Identifier (GUID) from the Cluster Manifest File

Cause: An attempt to retrieve the member cluster Globally Unique Identifier (GUID) from the Cluster Manifest File failed or an incorrect Cluster Manifest File was supplied.

Action: Recreate the Cluster Manifest File on the Domain Services Cluster, copy the Cluster Manifest File to the member cluster or specify the correct Cluster Manifest File and retry the operation.

MGTCA-01158: failed to generate a Globally Unique Identifier (GUID) for the member cluster

Cause: An attempt to configure the Grid Infrastructure Management Repository (GIMR) for the member cluster using the 'createRepos' command failed because of a failure to generate a Globally Unique Identifier (GUID).

Action: Examine the accompanying error messages for details and retry after addressing the issues reported.

MGTCA-01159: failed to add the member cluster Globally Unique Identifier (GUID) to the Cluster Manifest File

Cause: An attempt to configure the Grid Infrastructure Management Repository (GIMR) for the member cluster using the 'createRepos' command failed because of a failure to add the Globally Unique Identifier (GUID) to the credentials file.

Action: Examine the accompanying error messages for details and retry after addressing the issues reported.

MGTCA-01160: failed to retrieve the name of the Grid Infrastructure Management Repository Server

Cause: Execution of 'mgmtca' to retrieve the name of the Grid Infrastructure Management Repository Server failed.

Action: Examine the accompanying error messages for details and retry after addressing the issues reported.

MGTCA-01161: failed to validate the provided Cluster Manifest File

Cause: Execution of 'mgmtca' to validate the provided Cluster Manifest File failed. The accompanying messages provide detailed failure information.

Action: Examine the accompanying error messages for details and retry after addressing the issues reported.

MGTCA-01162: failed to add a property to the provided Cluster Manifest File

Cause: Execution of 'mgmtca' to add a property to the provided Cluster Manifest File failed. The accompanying messages provide detailed failure information.

Action: Examine the accompanying error messages for details and retry after addressing the issues reported.

MGTCA-01163: The Globally Unique Identifier (GUID) present in the credential file is {0}.

Cause: None

Action: None

MGTCA-01164: Credential file does not contain a Globally Unique Identifier (GUID).

Cause: None

Action: None

MGTCA-01165: An error occurred during the remote execution of 'mgmtca' on the node running the Grid Infrastructure Management Repository.

Cause: During the execution of 'mgmtca', an error occurred while remotely executing the operation of the node running the Grid Infrastructure Management Repository. Accompanying error messages provide detailed failure information.

Action: Examine the accompanying error messages for details and retry after addressing the issues reported if possible.

MGTCA-01166: An error occurred while querying for the node running Grid Infrastructure Management Repository.

Cause: During the execution of 'mgmtca', an error occurred while querying for the node running Grid Infrastructure Management Repository. Accompanying error messages provide detailed failure information.

Action: Examine the accompanying error messages for details and retry after addressing the issues reported if possible. Make sure that the Grid Infrastructure Management Repository has been configured and running.

MGTCA-01167: The Grid Infrastructure Management Repository is in an invalid state

Cause: The execution of the createRepos operation failed because the repository for the Domain Services Cluster was not present. This is an internal error.

Action: Contact Oracle Support Services.

MGTCA-01168: failed to create a Repository as an additional {0} MB of space is required in the Disk Group

Cause: The execution of the createRepos operation failed because the Disk Group did not contain the space required to create a repository.

Action: Add disks to the disk group that is used by the Grid Infrastructure

MGTCA-01169: Cluster Manifest File is valid

Cause: Status Message.

Action: None

MGTCA-01170: Cluster Manifest File is invalid

Cause: Execution of 'mgmtca' to validate the provided Cluster Manifest File failed. The structure of the provided Cluster Manifest File is invalid. The accompanying messages provide detailed failure information.

Action: Examine the accompanying messages and follow the action recommended there.

MGTCA-01171: Cluster Manifest File is invalid

Cause: Execution of 'mgmtca' to validate the provided Cluster Manifest File failed. The connection endpoints specified in the Cluster Manifest File are invalid. The accompanying messages provide detailed failure information.

Action: Examine the accompanying messages and follow the action recommended there.

MGTCA-01172: failed to get CHA instance for the cluster

Cause: Execution of 'mgmtca' failed to get CHA instance. This is an internal error.

Action: Contact Oracle Support Services.

MGTCA-01173: failed to deploy CHA models for the cluster with error \n{0}

Cause: Execution of 'mgmtca' to deploy CHA models failed. This is an internal error.

Action: Contact Oracle Support Services.

MGTCA-01174: failed to start CHA resource \n{0}

Cause: An attempt to start the CHA resource failed. This may be a transient error.

Action: Retry 'srvctl start cha' to see whether the CHA resource starts. If it continues to fail, contact Oracle Support Services.

MGTCA-01175: failed to create CHA resource \n{0}

Cause: Execution of 'mgmtca' failed to create CHA resource. This is an internal error.

Action: Contact Oracle Support Services.

MGTCA-01176: An error occurred while marking the Cluster Manifest File as expired.

Cause: During the execution of 'mgmtca', an error occurred while marking the Cluster Manifest File as expired. Accompanying error messages provide detailed failure information.

Action: Examine the accompanying error messages for details and retry after addressing the issues reported.

MGTCA-01177: An error occurred while checking the expiration status of the Cluster Manifest File.

Cause: During the execution of 'mgmtca', an error occurred while checking the expiration status of the Cluster Manifest File. Accompanying error messages provide detailed failure information.

Action: Examine the accompanying error messages for details and retry after addressing the issues reported.

MGTCA-01178: The cluster name of the Domain Services Cluster is the same as the member cluster specified in the command.

Cause: An attempt to add a member cluster was rejected because the specified member cluster name is the same as that of the Domain Services Cluster.

Action: Specify a unique member cluster name that is not the name of the Domain Services Cluster.

MGTCA-01179: failed to create the cluster repository for the member cluster '{0}' because the Cluster Manifest File '{1}' has already been used

Cause: An attempt to add a member cluster was rejected because the Cluster Manifest File had already been used.

Action: Create a repository for the member cluster using a Cluster Manifest that has not expired.

MGTCA-01180: cannot create a repository for a member cluster on a Standalone cluster

Cause: An attempt to add a member cluster was rejected because the command was issued on a Standalone cluster.

Action: The command 'mgmtca createRepos' is not supported on a Standalone Cluster.

MGTCA-01181: command cannot be executed by current user

Cause: An attempt to run 'mgmtca' was rejected because the current user was not the Grid Infrastructure user.

Action: Run the command 'mgmtca' as the Grid Infrastructure user.

MGTCA-01182: failed to retrieve cluster classification for current cluster

Cause: An attempt to run 'mgmtca' was rejected because of a failure to retrieve the cluster classification.

Action: Examine the accompanying error messages for details and retry after addressing the issues reported.

MGTCA-01183: incorrect arguments passed to the Cluster Manifest File validation API

Cause: An attempt to validate the Cluster Manifest File was rejected because an incorrect number of arguments were passed.

Action: Reissue the command passing the location to the Cluster Manifest File and name of the member cluster to be validated.

MGTCA-01184: The credential store operation to retrieve the password from a credset failed.

Cause: Execution of 'mgmtca' failed because the credential store operation to retrieve the password from a credset failed. This is an internal error.

Action: Contact Oracle Support Services.

MGTCA-01185: The execution of the 'mgmtca' command completed successfully.

Cause: None

Action: None

MGTCA-01186: Not used

Cause: None

Action: None

MGTCA-01187: An error occurred while locking the PCMRADMIN account.\n{0}

Cause: An attempt to perform a SQL operation against the Grid Infrastructure Management Repository (GIMR) failed. Additional failure information is provided by the accompanying messages. This may be an internal error.

Action: Examine the accompanying messages and if the resolution is not clear, contact Oracle Support Services.

MGTCA-01188: An error occurred while unlocking the PCMRADMIN account.\n{0}

Cause: An attempt to perform a SQL operation against the Grid Infrastructure Management Repository (GIMR) failed. Additional failure information is provided by the accompanying messages. This may be an internal error.

Action: Examine the accompanying messages and if the resolution is not clear, contact Oracle Support Services.

MGTCA-01189: An error occurred while applying the patch.\n{0}

Cause: An attempt to apply a patch failed. Additional failure information is provided by the accompanying messages. This may be an internal error.

Action: Examine the accompanying messages and if the resolution is not clear, contact Oracle Support Services.

MGTCA-01190: The cluster name specified in the 'mgmtca' command is invalid.

Cause: An attempt to create a Grid Infrastructure Management Repository (GIMR) for a cluster was rejected because the cluster name specified was invalid.

Action: Retry the operation providing a valid cluster name.

MGTCA-01191: The operation to create a repository for the member cluster failed.

Cause: An attempt to create a repository for the member cluster failed because of insufficient disk space in the ASM disk groups configured for the Grid Infrastructure Management Repository (GIMR).

Action: Retry the operation after adding disks to the ASM disk groups configured for the GIMR.

MGTCA-01192: The operation to create a repository for the member cluster failed.

Cause: An attempt to create a repository for the member cluster failed because the query to estimate the size required for creating the repository failed.

Action: Examine the accompanying messages and if the resolution is not clear, contact Oracle Support Services.

MGTCA-01193: The operation to create a repository for the member cluster failed.

Cause: An attempt to create a repository for the member cluster failed because the operation to resize the Grid Infrastructure Management repository failed.

Action: Examine the accompanying messages and if the resolution is not clear, contact Oracle Support Services.

MGTCA-01194: The operation to create a repository for the member cluster failed.

Cause: An attempt to create a repository for the member cluster failed because the operation to restart the Grid Infrastructure Management repository failed.

Action: Examine the accompanying messages and if the resolution is not clear, contact Oracle Support Services.

MGTCA-01195: An error occurred while querying the value of the initialization parameter in the Grid Infrastructure Management Repository.

Cause: An attempt to query the value of the initialization parameter in the Grid Infrastructure Management Repository failed. Additional failure information is provided by the accompanying messages.

Action: Examine the accompanying messages and if the resolution is not clear, contact Oracle Support Services.

MGTCA-01196: An error occurred while setting the value of the initialization parameter in the Grid Infrastructure Management Repository.

Cause: An attempt to set the value of the initialization parameter in the Grid Infrastructure Management Repository failed. Additional failure information is provided by the accompanying messages.

Action: Examine the accompanying messages and if the resolution is not clear, contact Oracle Support Services.

MGTCA-01197: An error occurred while querying the classification of the cluster.

Cause: An attempt to query the classification of the cluster failed. Additional failure information is provided by the accompanying messages.

Action: Examine the accompanying messages and if the resolution is not clear, contact Oracle Support Services.

MGTCA-01198: The cluster version specified in the 'mgmtca' command is invalid.

Cause: An attempt to run the 'mgmtca' command was rejected because the cluster version specified in the command was invalid.

Action: Retry the 'mgmtca' command, providing a valid cluster version.

NCR-00001 to NCR-04028

NCR-00001: NCR: Could not allocate memory

Cause: Insufficient swap space or system memory.

Action: Increase swap space or system memory.

NCR-00002: NCR: Invalid usage

Cause: Bad function parameter.

Action: Check function call.

NCR-00003: NCR: Initialization failure

Cause: Usually insufficient swap space or system memory.

Action: Increase swap space or system memory.

NCR-01003: NCRS: Read error.

Cause: Failed to read data from an input device.

Action: Check the input device driver return code for further information.

NCR-01004: NCRS: Write error.

Cause: Failed to write data to an output device.

Action: Check the output device driver return code for further information.

NCR-01005: NCRS: Failed to flush the output buffer.

Cause: Failed to write data in the output buffer to an output device.

Action: Check the output device driver return code for further information.

NCR-01006: NCRS: Data buffer overflow.

Cause: An attempt to read or write data outside of a given data buffer.

Action: Check data buffer size.

NCR-01007: NCRS: Operation is not supported in a given mode.

Cause: Attempt to perform an operation which is not supported for the current mode.

Action: See documentation for a list of work modes and supported operations.

NCR-01008: NCRS: Failed to obtain transport parameters.

Cause: Could not identify transport layer parameters.

Action: Check the transport layer return code for further information.

NCR-01009: NCRS: Record handling error.

Cause: Encountered an invalid record or an attempt to read beyond last record.

Action: See documentation for description of record handling methods.

NCR-01010: NCRS: Invalid network address length.

Cause: Network address size is set to 0.

Action: See documentation for valid network address sizes.

NCR-01011: NCRS: Send message failure.

Cause: Failed to send a message over network.

Action: Check the network interface return code for further information.

NCR-01012: NCRS: Receive message failure.

Cause: Failed to receive a network message.

Action: Check the network interface return code for further information.

NCR-01013: NCRS: Unvalid connection type.

Cause: Connection type is other than stream or message.

Action: See documentation for description of connection types.

NCR-01018: NCRS: Encryption failure.

Cause: Can not do the encryption for the data.

Action: See the SNS documentation for more information.

NCR-01019: NCRS: Checksumming failure.

Cause: Can not add the checksumming for the data.

Action: See the SNS documentation for more information.

NCR-01020: NCRS: Operation would block.

Cause: An I/O operation returned with no data read/written because the transport connection is "non-blocking" and, to succeed, the operation would have needed to block.

Action: This is a soft error; retry the operation.

NCR-02003: NCRF: Invalid type passed to format interpreter.

Cause: The format interpreter was given a data type it did not recognize.

Action: Check the types returned to the interpreter from either the type callback routine or from the type context structure.

NCR-02004: NCRF: Invalid format interpreter type context

Cause: The format interpreter was given an invalid type context.

Action: This error usually happens due to an improperly described aggregate. For example, declaring NCRF_END_STRUCT_DATA_TYPE within a context, without a complementary NCRF_STRUCT_DATA_TYPE, is invalid.

NCR-02005: NCRF: Invalid session mode

Cause: The data format layer received a session mode other than GET,PUT or FREE.

Action: None

NCR-02006: NCRF: Invalid floating point representation received

Cause: The data format layer received a floating point representation it did not recognize.

Action: Check incoming format descriptor for errors.

NCR-02007: NCRF: Invalid format descriptor received

Cause: The data format layer received an improperly formed format descriptor. Subsequent data could not be formatted.

Action: Check for data integrity on receipt from remote host.

NCR-02008: NCRF: Error within stream processing in format interpreter

Cause: An error occurred while the interpreter was processing an NCRF_STREAM_DATA_TYPE.

Action: Check for data integrity, or for stream existence.

NCR-02009: NCRF: Unable to open trace file

Cause: Failure to open tracing file.

Action: Make sure that this is a legal file name and that the user has write access.

NCR-02010: NCRF: Call context is not available

Cause: Call context not passed to format context.

Action: Make sure that create call context has been called.

NCR-02011: NCRF: Exceeded maximum number of rfids.

Cause: Exceeded maximum number of rfids.

Action: Call Oracle Support.

NCR-03002: NCRO: Maximum number of contexts has been reached

Cause: An attempt to create either a call context or a service context has failed because all context slots are in use.

Action: Free-up context slots by destroying those contexts no longer required, or, reconfigure NCRO with more context slots.

NCR-03003: NCRO: Unexpected message

Cause: Message read from service connection is not of the expected type.

Action: Application error - debug and fix.

NCR-03004: NCRO: Unknown message

Cause: Message read from service connection is of unknown type.

Action: Internal error - contact customer support.

NCR-03005: NCRO: Orphan message

Cause: Message read from service connection is for a call context that no longer exists.

Action: Application error - debug and fix.

NCR-03006: NCRO: Invalid operation

Cause: Attempted operation over call context is invalid. For example, attempting to send IN args for a procedure which is defined to have none.

Action: Application error - debug and fix.

NCR-03007: NCRO: Context is busy

Cause: Attempted operation failed because service/call context is busy performing a previous operation.

Action: Application error - debug and fix.

NCR-03008: NCRO: Call rejected

Cause: An attempt to execute a remote procedure has failed because the server has rejected the procedure id.

Action: If wrong procedure id, send the correct one. If wrong server was contacted, then contact the right one.

NCR-03009: NCRO: Protocol version mismatch

Cause: Client and server NCRO layers are at incompatible versions levels.

Action: Upgrade to latest NCRO version.

NCR-03010: NCRO: Transfer callback error

Cause: Application transfer callback function has returned a "FAILED" status.

Action: Debug the transfer callback function.

NCR-03012: NCRO: Invalid session mode

Cause: Attempted operation has failed because the session context is in an invalid state.

Action: Internal error - contact customer support.

NCR-03013: NCRO: Operation not supported

Cause: Attempted operation is not supported on this service connection because it is incompatible with the NCRO version level of the remote application.

Action: Link remote application with latest NCR library.

NCR-03014: NCRO: Bad transport address

Cause: A service context cannot be created because the transport address descriptor (contained in the binding context) is invalid.

Action: Application error - initialize the transport address descriptor correctly.

NCR-03015: NCRO: No transport address

Cause: A service context cannot be created because no transport address was provided (in the binding context) and the transport protocol uses datagrams.

Action: Application error - provide a transport address.

NCR-03016: NCRO: Message has bad address

Cause: Message read from service connection has bad address information.

Action: Internal error - contact customer support.

NCR-03017: NCRO: Transport type RSLV not supported

Cause: Support for transport type RSLV has not been built.

Action: Re-compile NCR library with NCR_USE_RSLV defined.

NCR-03018: NCRO: Failed to make RSLV connection

Cause: Failure to make RSLV connection usually means that the name resolution failed or the resolved TNS address is bad.

Action: Make sure that the name is in TNSNAMES.ORA and that it is set to the correct TNS address.

NCR-03019: NCRO: Unable to initialize thread support

Cause: Attempt to initialize the Core thread package has failed.

Action: Internal error - contact customer support.

NCR-03020: NCRO: Invalid call context

Cause: The call context is not an valid call context.

Action: Call context was destroyed, probably because the Break was received

NCR-03021: NCRO: Reset the in-band line

Cause: Our parnter is asking to reset the in-band line, after receiving a break

Action: The in-band line is required to be reset

NCR-03022: NCRO: Cannot send the break

Cause: There is an error occur when sending the break using the side-band channel

Action: Read the documentation regarding to side-band break support issues

NCR-03023: NCRO: Cannot receive the break

Cause: There is an error occur when receiving the break using the side-band channel

Action: Read the documentation regarding to side-band break support issues

NCR-03024: NCRO: Transport type LIST not supported

Cause: Support for transport type LIST has not been built.

Action: Re-compile NCR library with NCR_USE_LIST defined.

NCR-03025: NCRO: Failed to make LIST connection(s)

Cause: Failure to make LIST connection(s) usually means one of two things: (1)

Address list syntax error, (2) Could not connect with supplied addresses

Action: Check address list syntax and make sure that there is a 'listener' process for each (or some) of the supplied addresses.

NCR-03026: NCRO: The result buffer has overflowed

Cause: The result buffer for holding the pickling result is too small.

Action: Please enlarge the result buffer and try again.

NCR-03027: NCRO: No remote service session set up yet.

Cause: Sender-makes-right needs the remote FID.

Action: Please set up the remote session before using the Send Make's Right option.

NCR-03028: NCRO: Partner refused request for sender-makes-right.

Cause: Sender-makes-right was requested by the current side, yet refused by the server.

Action: Check the server side to see why it refused SMR.

NCR-04002: NCRR: Invalid interface descriptor

Cause: An attempt to register an interface has failed because of an invalid interface descriptor.

Action: Check interface descriptor passed into the nccrri_register_interface call.

NCR-04003: NCRR: Interface exists

Cause: An attempt to register an interface has failed because an interface already exists.

Action: Application error - register a new interface, destroy the old one, or indicate that the old one must be replaced.

NCR-04004: NCRR: Invalid interface instance handle

Cause: A service registration API call has failed because of an invalid instance handle.

Action: Application error - debug and fix.

NCR-04005: NCRR: Invalid procedure handle

Cause: A procedure/object registration has failed because of an invalid procedural handle.

Action: Application error - debug and fix.

NCR-04006: NCRR: Invalid argument descriptor

Cause: A procedure registration has failed because of an invalid argument descriptor.

Action: Application error - debug and fix.

NCR-04007: NCRR: Invalid object handle

Cause: A service registration API call failed because of an invalid object handle, for example, one that does not exist.

Action: Application error - debug and fix.

NCR-04008: NCRR: Procedure exists

Cause: An attempt to register a remote procedure has failed because the procedure already exists in this interface.

Action: Application error - register a new procedure, destroy the old one, or indicate that the old one must be replaced.

NCR-04009: NCRR: Object exists

Cause: An attempt to register an object has failed because the object already exists in this interface.

Action: Application error - register a new object, destroy the old one, or indicate that the old one must be replaced.

NCR-04010: NCRR: Unable to contact Oracle Internet Directory Server

Cause: Service export or import failed to contact Oracle Internet Directory Server.

Action: Ensure Oracle Internet Directory configuration is correct. Otherwise, turn on tracing and/or contact customer support.

NCR-04011: NCRR: Oracle Internet Directory error

Cause: Service export or import failed during interaction with Oracle Internet Directory Server.

Action: Either wrong parameters with respect to the Remote Operations Service Registration Schema were passed in and/or the Oracle Internet Directory server refused to perform the requested operation. Refer the Remote Operations Service Registration Schema and/or turn on Oracle Internet Directory tracing and/or contact customer support.

NCR-04012: NCRR: Invalid address descriptor

Cause: An `ncrrei_export_interface` call failed because of an invalid address descriptor.

Action: Application error - debug and fix.

NCR-04013: NCRR: Insufficient authorization

Cause: Attempted Oracle Internet Directory Server operation has failed because of insufficient authorization.

Action: Contact customer support.

NCR-04014: NCRR: Invalid instance name

Cause: Service export or import failed because of an invalid instance name

Action: Application error - debug and fix.

NCR-04015: NCRR: Invalid interface name

Cause: Service export or import failed because of an invalid interface name

Action: Application error - debug and fix.

NCR-04016: NCRR: Last interface instance handle

Cause: The instance handle passed in is the last instance handle in the list.

Action: Not an error - means reaching the end of the list.

NCR-04017: NCRR: Unable to find the interface instance handle

Cause: The instance handle corresponding to the instance name was not found.

Action: Application error - debug and fix.

NCR-04018: NCRR: Unable to create the TNS address list

Cause: Unable to create the TNS address list from the interface instance list.

Action: Application error - debug and fix.

NCR-04019: NCRR: Interface or instance name already exists

Cause: Service export failed because the name already exists with the Oracle Internet Directory server

Action: Application error - debug and fix.

NCR-04020: NCRR: Interface or instance name does not exist

Cause: Service expunge/query failed because the name does not exist with the Oracle Internet Directory server

Action: Use Oracle Internet Directory tools on the relevant Oracle Internet Directory instance to verify the same. Otherwise turn on tracing and/or contact customer support

NCR-04021: NCRR: Pickler errors

Cause: Service export/query failed because of pickler errors

Action: Contact customer support

NCR-04022: NCRR: Invalid procedure descriptor

Cause: A procedure registration has failed because of an invalid procedural descriptor.

Action: Application error - debug and fix.

NCR-04023: NCRR: Invalid object descriptor

Cause: An object registration has failed because of an invalid object descriptor.

Action: Application error - debug and fix.

NCR-04024: NCRR: Maximum number of procedures reached

Cause: A procedure registration has failed because the procedures array is filled up.

Action: Re-register the interface increasing the maximum # of procedures.

NCR-04025: NCRR: Operation timed out

Cause: An operation for the Oracle Internet Directory server failed because it exceeded the timeout period.

Action: Retry the operation and/or turn on Oracle Internet Directory tracing.

NCR-04026: NCRR: Operation not supported

Cause: An operation for the Oracle Internet Directory server failed because it met with a server referral to another instance.

Action: Unify the Remote Ops registration entries into the Oracle Internet Directory instance and/or turn on Oracle Internet Directory tracing.

NCR-04027: NCRR: Operation failed

Cause: An operation for the Oracle Internet Directory server failed because the Service Registration interfaces met with invalid parameters.

Action: Contact customer support.

NCR-04028: NCRR: Operation failed

Cause: An operation for the Oracle Internet Directory server failed because the data involved exceeds the maximum allowed size.

Action: Check the entries in the Oracle Internet Directory instance with tools available from Oracle Internet Directory and/or turn on Oracle Internet Directory tracing.

NDFN-00020 to NDFN-00025

NDFN-00020: missing IPMI userid

Cause: Required user name argument was not specified.

Action: Reissue command with correct arguments.

NDFN-00021: missing node list

Cause: Required node list was not supplied.

Action: Re-issue command with correct arguments.

NDFN-00022: unrecognized command option: '*string*'

Cause: Operation type missing or mis-spelled.

Action: Re-issue command with correct arguments.

NDFN-00023: no password read. Re-issue request

Cause: Required administrator password was not read in response to the password prompt before finding end-of-line.

Action: Re-issue command and be sure to type the password immediately following the prompt.

NDFN-00024: caught I/O exception: *string*


Cause: Unexpected I/O exception was encountered while attempting to read the password. Exception string should indicate the precise cause.

Action: Re-issue command after repairing root cause.

NDFN-00025: *string* failed for node *string*

Cause: The indicated operation could not be completed for the specified node. The lower-level error messages attached should indicate the root cause.

Action: Re-issue command after repairing the condition indicated.



NID-00001 to NID-00604

NID-00001: Illegal command line syntax - parse error = (*number*)

Cause: Illegal operand on command line.

Action: Remove illegal operand.

NID-00002: Parse error: *string*

Cause: An error was encountered while parsing the command line.

Action: Remove offending operand.

NID-00010: Password:

Cause: Password was not specified in command line.

Action: Type password at this prompt.

NID-00100: Cannot open datafile "*string*"

Cause: The specified datafile could not be opened.

Action: Ensure that the specified datafile exists and is writable.

NID-00101: LOGFILE (*string*) not accessible

Cause: The specified log file could not be opened.

Action: Specify a log file that is writable.

NID-00102: Garbled target string

Cause: The supplied connect string could not be parsed. The connect string does not have the correct format.

Action: Refer to Oracle9i Database Concepts.

NID-00103: Missing password in connect string "*string*"

Cause: Could not find the password in the supplied connect string. The connect string does not have the correct format.

Action: Refer to Oracle9i Database Concepts.

NID-00104: Need to specify TARGET connection parameter in command line

Cause: The mandatory parameter TARGET was not specified.

Action: Specify TARGET=*username/password* when invoking this utility.

NID-00105: Need to specify "LOGFILE=*logfile*" when using APPEND=YES option

Cause: The APPEND parameter was specified without a LOGFILE.

Action: Specify APPEND=YES only when LOGFILE is also specified.

NID-00106: LOGIN to target database failed with Oracle error:\n*string*

Cause: An Oracle error was reported while attempting to log in to the target database.

Action: Follow the actions for the specified Oracle error.

NID-00107: File I/O error on datafile "*string*" during *string* operation (*number*/*string*)

Cause: An operating system error was reported while performing the specified operation in the specified file.

Action: Verify the datafile and check for operating system errors.

NID-00109: DBNAME string length *number* exceeds maximum length of *number*

Cause: The specified new database name exceeded the maximum size.

Action: Specify a shorter, valid name.

NID-00110: Cannot use REVERT and specify a database name at the same time

Cause: Conflicting options were specified in the command line.

Action: Choose only one of the options.

NID-00111: Oracle error reported from target database while executing \nstring \nstring

Cause: An Oracle error was reported when executing an OCI operation.

Action: Follow the actions for the specified Oracle error.

NID-00112: unsupported connection mode

Cause: A mode different than SYSDBA or SYSBACKUP was specified for the connection to the target.

Action: Specify only AS SYSDBA or AS SYSBACKUP.

NID-00113: Error reading answer - aborting

Cause: Response caused an error.

Action: Retry the operation.

NID-00114: Must specify new database name when SETNAME is used

Cause: SETNAME=YES was specified but no DBNAME was provided.

Action: Specify DBNAME or remove the SETNAME=YES option.

NID-00115: Database should be mounted

Cause: The database was not mounted.

Action: Mount the database.

NID-00116: The Oracle Pluggable Database option specified is invalid.

Cause: The Oracle Pluggable Database option specified was not valid.

Action: Remove the Oracle Pluggable Database option, or specify ALL or NONE options.

NID-00120: Database should be mounted exclusively

Cause: The database was started in parallel mode. To change the DBID, the database must be mounted exclusively.

Action: Shut down the database and start it in exclusive mode.

NID-00121: Database should not be open

Cause: The database was open. To change the DBID, the database must be mounted exclusively.

Action: Shutdown the database and mount it in exclusive mode.

NID-00122: Database should have no offline immediate datafiles

Cause: The database has one or more datafiles that are in OFFLINE IMMEDIATE mode.

Action: Drop the datafiles or recover them and bring them online.

NID-00123: Magic number for datafile "*string*" is incorrect

Cause: Block 0 header has an incorrect magic number for the specified datafile.

Action: Verify that the datafile is correct and retry the operation.

NID-00124: Mismatched dbid for datafile *string*, expected *number*, found *number*

Cause: The dbid of the datafile does not match the 'old' DBID or the 'new' DBID.

Action: Verify that this datafile belongs to the database. You may need to restore a backup of the datafile.

NID-00125: Database should have no disabled datafiles

Cause: The database has one or more datafiles that are disabled.

Action: Drop the datafiles or recover them and bring them online.

NID-00126: Database should have no datafiles in unknown state

Cause: The database has one or more datafiles that are in an unknown state.

Action: Drop the datafiles or recover them and bring them online.

NID-00127: All online files in the database must have the same checkpoint SCN

Cause: The database has one or more datafiles that have a checkpoint SCN that does not match the database checkpoint SCN.

Action: Restart the database and shut it down cleanly, then retry the operation.

NID-00128: Cannot revert change of database, change not in progress

Cause: The REVERT option was used, but the control file does not show that a change of DBID was in progress.

Action: Do not use the REVERT option, or possibly restore the control file that was in place when the utility was started.

NID-00129: Invalid DBID for datafile "*string*", expecting *number*, found *number*

Cause: A datafile header shows a different DBID from the rest of the database files.

Action: Ensure that the file belongs to this database.

NID-00130: Mismatched CHECKPOINT_CHANGE# in datafile "*string*", expecting *string*, found *string*

Cause: The datafile header does not match information in the control file.

Action: Revert the change, open the database, and verify that all datafiles are consistent. Then, shut down the database and retry the operation.

NID-00131: Control file is not current

Cause: A non-current control file is currently mounted.

Action: Perform necessary actions to make the control file current and retry.

NID-00132: CHECKPOINT_CHANGE# in datafile "*string*": *string* in the future of controlfile: *string*

Cause: The checkpoint in the datafile header is ahead of the checkpoint in the control file.

Action: Make the database consistent and retry.

NID-00133: Database should have only consistent datafiles

Cause: The database has one or more datafiles that are marked FUZZY in the control file.

Action: Restart the database and shut down consistently, then retry the operation.

NID-00134: Datafile "*string*" is not consistent

Cause: The datafile is marked as fuzzy in its header.

Action: Restart the database and shut down cleanly, then retry the operation.

NID-00135: There are *number* active threads

Cause: There are active threads in the database. The most likely cause is that the database crashed the last time it was shut down.

Action: Ensure that all threads are closed before retrying the operation. Start and open the database to perform crash recovery, then shut down with the NORMAL or IMMEDIATE options to close it cleanly. Finally, try running the utility again.

NID-00137: All datafiles that are not dropped should be readable

Cause: The database had one or more files that could not be read.

Action: Restore the missing files and retry the operation.

NID-00138: Block verification failed for datafile *string* (*number*)

Cause: Block header checksum yields a nonzero value for the specified datafile.

Action: Verify that the datafile is correct and retry the operation.

NID-00139: Mismatched dbname for datafile *string*, expected *string*, found *string*

Cause: The dbname of the datafile does not match the 'old' dbname or the 'new' dbname.

Action: Verify that this datafile belongs to the database. You may need to restore a backup of the datafile.

NID-00140: Specified database name *string* does not match previous name used *string*

Cause: This is a continuation of a failed attempt. However in the failed attempt, the database name is different than the one used in the last attempt.

Action: Retry the command using the original database name.

NID-00141: No database name specified, previous attempt used *string*

Cause: This is a continuation of a failed attempt. However, in the failed attempt, a database name was provided.

Action: Retry the command using the original database name.

NID-00142: Only changing database name, previous attempt changed dbid to *number*

Cause: This is a continuation of a failed attempt. However, in the failed attempt, the database id was also being changed.

Action: Retry the command removing SETNAME=YES.

NID-00143: Mismatched controlfile *string*

Cause: A controlfile did not have the correct status.

Action: Shutdown the database, remove the mismatched controlfile, mount the database, and retry the operation.

NID-00144: New name for database *string* is the same as current name *string*

Cause: The specified name is the same as the current name of the database.

Action: Specify a different name or do not use the DBNAME option.

NID-00145: nls subsystem initialization failure for product=*string*, facility=*string*

Cause: The NLS product/facility error message file could not be located or properly initialized.

Action: Check that the error message directory and file(s) have been properly installed.

NID-00300: Connected to database *string* (DBID=*number*)

Cause: Informational message.

Action: No action required.

NID-00301: Datafile *string* - dbid changed, wrote new name

Cause: Informational message.

Action: No action required.

NID-00302: Datafile *string* - dbid changed

Cause: Informational message.

Action: No action required.

NID-00303: Datafile *string* - wrote new name

Cause: Informational message.

Action: No action required.

NID-00304: Datafile *string* - reverted

Cause: Informational message.

Action: No action required.

NID-00305: Datafile *string* - already changed

Cause: Informational message.

Action: No action required.

NID-00306: Datafile *string* - no revert needed

Cause: Informational message.

Action: No action required.

NID-00307: Control File *string* - dbid changed, wrote new name

Cause: Informational message.

Action: No action required.

NID-00308: Control File *string* - dbid changed

Cause: Informational message.

Action: No action required.

NID-00309: Control File *string* - wrote new name

Cause: Informational message.

Action: No action required.

NID-00310: Control File *string* - reverted

Cause: Informational message.

Action: No action required.

NID-00311: Control File *string* - modified

Cause: Informational message.

Action: No action required.

NID-00312: Connected to server version *string*

Cause: Informational message.

Action: No action required.

NID-00315: Operation already in progress, continuing

Cause: Informational message.

Action: No action required.

NID-00320: Operation cancelled at user request

Cause: Informational message.

Action: No action required.

NID-00321: Proceeding with operation

Cause: Informational message.

Action: No action required.

NID-00330: The following datafiles are offline immediate:

Cause: Informational message.

Action: No action required.

NID-00331: The following datafiles are disabled:

Cause: Informational message.

Action: No action required.

NID-00332: The following datafiles are in unknown state:

Cause: Informational message.

Action: No action required.

NID-00333: Cannot read the header of the following datafiles:

Cause: Informational message.

Action: No action required.

NID-00334: The following datafiles are not checkpointed to *string*:

Cause: Informational message.

Action: No action required.

NID-00335: The following datafiles are not consistent:

Cause: Informational message.

Action: No action required.

NID-00336: The following datafiles are offline clean:

Cause: Informational message.

Action: No action required.

NID-00337: The following datafiles are read-only:

Cause: Informational message.

Action: No action required.

NID-00338: Control Files in database:

Cause: Informational message.

Action: No action required.

NID-00350: *string (number) string*

Cause: Informational message.

Action: No action required.

NID-00351: *string (number)*

Cause: Informational message.

Action: No action required.

NID-00352: *string (number), error: number*

Cause: Informational message.

Action: No action required.

NID-00353: *string*

Cause: Informational message.

Action: No action required.

NID-00354: Instance shut down

Cause: Informational message.

Action: No action required.

NID-00370: Change database ID of database *string*? (Y/[N]) =>

Cause: Informational message.

Action: No action required.

NID-00371: Change database name of database *string* to *string*? (Y/[N]) =>

Cause: Informational message.

Action: No action required.

NID-00372: Change database ID and database name *string* to *string*? (Y/[N]) =>

Cause: Informational message.

Action: No action required.

NID-00373: Revert changes for database *string* (Y/[N]) =>

Cause: Informational message.

Action: No action required.

NID-00390: These files must be writable by this utility.

Cause: Informational message.

Action: No action required.

NID-00395: Reverting database name from *string* to *string*

Cause: Informational message.

Action: No action required.

NID-00396: Reverting database ID from *number* to *number*

Cause: Informational message.

Action: No action required.

NID-00397: Changing database name from *string* to *string*

Cause: Informational message.

Action: No action required.

NID-00398: Changing database ID from *number* to *number*

Cause: Informational message.

Action: No action required.

NID-00400: DBNEWID - Completed with errors.

Cause: Informational message.

Action: No action required.

NID-00401: Must finish REVERT changes before attempting any database operation.

Cause: Informational message.

Action: No action required.

NID-00402: Must finish change or REVERT changes before attempting any database operation.

Cause: Informational message.

Action: No action required.

NID-00403: DBNEWID - Completed with validation errors.

Cause: Informational message.

Action: No action required.

NID-00404: DBNEWID - Completed successfully.

Cause: Informational message.

Action: No action required.

NID-00405: Reversion of database name and database ID failed.

Cause: Informational message.

Action: No action required.

NID-00406: Reversion of database name failed.

Cause: Informational message.

Action: No action required.

NID-00407: Reversion of database ID failed.

Cause: Informational message.

Action: No action required.

NID-00410: Reversion of database changes failed during validation - database is intact.

Cause: Informational message.

Action: No action required.

NID-00415: Change of database name and database ID failed.

Cause: Informational message.

Action: No action required.

NID-00416: Change of database name failed.

Cause: Informational message.

Action: No action required.

NID-00417: Change of database ID failed.

Cause: Informational message.

Action: No action required.

NID-00420: Change of database name and ID failed during validation - database is intact.

Cause: Informational message.

Action: No action required.

NID-00421: Change of database name failed during validation - database is intact.

Cause: Informational message.

Action: No action required.

NID-00422: Change of database ID failed during validation - database is intact.

Cause: Informational message.

Action: No action required.

NID-00425: Database name restored to *string*.

Cause: Informational message.

Action: No action required.

NID-00426: Database ID for database *string* restored to *number*.

Cause: Informational message.

Action: No action required.

NID-00430: Database is ready to be open or shut down.

Cause: Informational message.

Action: No action required.

NID-00431: DBNEWID - Reversion completed.

Cause: Informational message.

Action: No action required.

NID-00435: Database name changed to *string*.

Cause: Informational message.

Action: No action required.

NID-00436: Modify parameter file and generate a new password file before restarting.

Cause: Informational message.

Action: No action required.

NID-00440: Database ID for database *string* changed to *number*.

Cause: Informational message.

Action: No action required.

NID-00441: All previous backups and archived redo logs for this database are unusable.

Cause: Informational message.

Action: No action required.

NID-00442: Database has been shutdown, open database with RESETLOGS option.

Cause: Informational message.

Action: No action required.

NID-00450: Successfully changed database name and ID.

Cause: Informational message.

Action: No action required.

NID-00451: Successfully changed database name.

Cause: Informational message.

Action: No action required.

NID-00452: Successfully changed database ID.

Cause: Informational message.

Action: No action required.

NID-00480: Database is intact - database is ready to be open or shut down.

Cause: Informational message.

Action: No action required.

NID-00481: DBNEWID - Cancelled.

Cause: Informational message.

Action: No action required.

NID-00482: Database is not aware of previous backups and archived logs in Recovery Area.

Cause: Because the database id was changed, previous backups and archived redo logs in recovery area are not managed by this database.

Action: This is the informational message only.

NID-00490: LOG being redirected to STDERR due to errors.

Cause: Could no write message to log file.

Action: None

NID-00500: Keyword Description (Default)

Cause: Informational message.

Action: No action required.

NID-00501: -----

Cause: Informational message.

Action: No action required.

NID-00502: TARGET Username/Password (NONE)

Cause: Informational message.

Action: No action required.

NID-00503: DBNAME New database name (NONE)

Cause: Informational message.

Action: No action required.

NID-00504: LOGFILE Output Log (NONE)

Cause: Informational message.

Action: No action required.

NID-00505: REVERT Revert failed change NO

Cause: Informational message.

Action: No action required.

NID-00506: SETNAME Set a new database name only NO

Cause: Informational message.

Action: No action required.

NID-00507: APPEND Append to output log NO

Cause: Informational message.

Action: No action required.

NID-00508: HELP Displays these messages NO

Cause: Informational message.

Action: No action required.

NID-00600: Internal Error - [number] [number] [number] [number]

Cause: This is the generic internal error number for program exceptions. This indicates that the program has encountered an exceptional condition.

Action: Report as a bug - the first argument is the internal error number

NID-00601: Internal Error - [number] [string] [number] [number]

Cause: This is the generic internal error number for program exceptions. This indicates that the program has encountered an exceptional condition.

Action: Report as a bug - the first argument is the internal error number

NID-00602: Could not allocate number bytes for "string"

Cause: Memory allocation failed.

Action: Free memory at the operating system level and retry operation.

NID-00603: No datafiles found in database

Cause: Controlfile has not datafiles recorded

Action: Report as a bug - the first argument is the internal error number

NID-00604: No control files found in database

Cause: Instance has no control files recorded

Action: Report as a bug - the first argument is the internal error number

NMP-00001 to NMP-00011

NMP-00001: value too big

Cause: The SNMP program interface received a value too large for it to process. This error is usually displayed underneath an error which describes in more detail the value which caused the problem.

Action: Not normally visible to the user. For further details, turn on tracing and re-execute the failing operation. If the error persists, contact Worldwide Customer Support.

NMP-00002: no such SNMP variable name

Cause: An SNMP request was not processed because the one or more of the variable names in the request does not exist. This error is not normally visible to the user except in a trace file, where it is usually part of a "soft" error condition which is normal.

Action: The error may indicate that a managed server does not support an operation requested by its control program, perhaps because of version incompatibility. For further details, turn on tracing and re-execute the failing operation. If the error persists, and does not occur as part of a "soft" error condition as noted in the trace file, contact Worldwide Customer Support.

NMP-00003: bad SNMP variable value

Cause: The SNMP program interface received a variable value which has an unsupported data type. This error may occur if a standard SNMP network monitor is sending requests to an Oracle service through an SNMP-to-TNS gateway, and that service cannot understand the requests.

Action: Not normally visible to the user. For further details, turn on tracing and re-execute the failing operation. If the error persists, and occurs when an Oracle control program sends requests to an Oracle service, contact Worldwide Customer Support.

NMP-00004: SNMP variable is read only

Cause: The user attempted to change a variable value at a remote server, and that variable is read-only. This error is usually displayed underneath an error which describes the problem in more detail.

Action: Read-only variables may never be modified.

NMP-00005: general SNMP error

Cause: an SNMP error occurred which did not fall under the heading of any other more specific error condition. This error may occur if a standard SNMP network monitor is sending requests to an Oracle service through an SNMP-to-TNS gateway, and that service cannot understand the requests.

Action: Not normally visible to the user. For further details, turn on tracing and re-execute the failing operation. If the error persists, and occurs when an Oracle control program sends requests to an Oracle service, contact Worldwide Customer Support.

NMP-00006: uninitialized SNMP context

Cause: An internal function attempted to use an uninitialized SNMP handle.

Action: Not normally visible to the user. For further details, turn on tracing and re-execute the failing operation. If the error persists, contact Worldwide Customer Support.

NMP-00007: I/O failure

Cause: The SNMP program interface attempted to send or receive an SNMP request and was unable to do so because of a network failure of some sort. This error is usually displayed underneath an error which describes the problem in more detail. The problem typically occurs when a control program is attempting to communicate with a service and either that service has unexpectedly terminated or the network path between the control program and the service has been interrupted.

Action: n/a

NMP-00008: SNMP message has incorrect version, version 0 is required

Cause: The SNMP program interface received a protocol request with an illegal version number. This error may occur if a standard SNMP network monitor is sending malformed requests to an Oracle service through an SNMP-to-TNS gateway.

Action: Ensure that the management platform in question is sending SNMP requests with the correct version number. If the error persists, and occurs when an Oracle control program sends requests to an Oracle service, contact Worldwide Customer Support.

NMP-00009: SNMP initialization failure

Cause: The SNMP program interface could not be initialized, either because its error message file could not be found, or because there is a malformed snmp.communities parameter value in the parameter table.

Action: Check that SQL*Net has been installed properly and that all message files are in their proper locations. Turn on tracing and look for parameter table load errors.

NMP-00010: memory exhausted

Cause: The program interface has run out of memory.

Action: Add more memory or run fewer processes.

NMP-00011: internal SNMP program interface error

Cause: An internal error occurred inside the SNMP program interface. This error is usually displayed underneath an error which describes the problem in more detail.

Action: Not normally visible to the user. For further details, turn on tracing and re-execute the failing operation. If the error persists, contact Worldwide Customer Support.

NNC-00001 to NNC-00501

NNC-00001: maximum number of connections already open

Cause: All available name service connections are handling requests.

Action: If the problem occurs when running a name server, increase the values of `names.max_open_connections`. If the problem occurs in a client program, turn on tracing and re-execute the failing operation. If the error persists, contact Worldwide Customer Support.

NNC-00002: error listening on stream *string*

Cause: The name server was asked to listen on the specified address, and failed, probably because the address is malformed, or because it uses a SQL*Net protocol adaptor which has not been installed.

Action: Make sure the address is properly formed, and that it uses a protocol adaptor which has been installed on your system.

NNC-00003: error opening stream *string*

Cause: A name server or client program attempted to open a connection to another server and failed, either because the server is down, or because the network path to that server is not working. This error is usually displayed underneath an error which describes the problem in more detail.

Action: Make sure that the server being connected to is listening on the address used, and that there is network connectivity between the two end-points.

NNC-00004: connection is broken

Cause: The connection from a name server or client program to another server has been broken, either because that server has shut down, or because the network path to the server has stopped working. This error is usually displayed underneath an error which describes the problem in more detail.

Action: Make sure that the server being connected to is running and listening on the address used, and that there is network connectivity between the two end-points.

NNC-00005: cannot initialization stream subsystem

Cause: The name service stream subsystem could not be started, probably because of a missing TNS error message file.

Action: Check that SQL*Net has been installed properly and that all message files are in their proper locations.

NNC-00050: message format error

Cause: A corrupted name server message was received by a name server or the name server program interface.

Action: Not normally visible to the user. For further details, turn on tracing and re-execute the failing operation. If the error persists, contact Worldwide Customer Support.

NNC-00051: message content error

Cause: A corrupted name server message was received by a name server or the name server program interface.

Action: Not normally visible to the user. For further details, turn on tracing and re-execute the failing operation. If the error persists, contact Worldwide Customer Support.

NNC-00052: client and server protocol versions are incompatible

Cause: A name server message with an incompatible protocol version was received by a name server or the name server program interface. This problem will occur when there are clients and servers with widely varying protocol versions that are trying to communicate.

Action: upgrade older client and server software so it is compatible with newer software.

NNC-00053: ASN.1 error encountered while sending or receiving message

Cause: The name server or the name server program interface attempted to send or receive a message and failed because of an ASN.1 error.

Action: Not normally visible to the user. For further details, turn on tracing and re-execute the failing operation. If the error persists, contact Worldwide Customer Support.

NNC-00400: memory exhausted

Cause: The program interface has run out of memory.

Action: Add more memory or run fewer processes.

NNC-00401: program interface initialization failed

Cause: The name server program interface could not be initialised, probably because of a missing TNS or name server error message file.

Action: Check that SQL*Net has been installed properly and that all message files are in their proper locations.

NNC-00402: program interface de-initialization failed

Cause: An internal error occurred while the name server program interface was being de-initialised by an internal function.

Action: Not normally visible to the user. For further details, turn on tracing and re-execute the failing operation. If the error persists, contact Worldwide Customer Support.

NNC-00403: program interface has not been initialised

Cause: An internal function has attempted to de-initialise the name service program interface when it has not yet been initialised.

Action: Not normally visible to the user. For further details, turn on tracing and re-execute the failing operation. If the error persists, contact Worldwide Customer Support.

NNC-00404: supplied buffer of size *string* is smaller than minimum size *string*

Cause: A caller supplied the name server program interface with a memory buffer too small for the interface's requirements. This error is usually displayed underneath an error which describes the problem in more detail.

Action: Not normally visible to the user. For further details, turn on tracing and re-execute the failing operation. If the error persists, contact Worldwide Customer Support.

NNC-00405: network failure

Cause: The network connection between the client program and the name server has failed, either because the server has shut down, or because the network path to the server has stopped working. This error is usually displayed underneath an error which describes the problem in more detail.

Action: Contact your name server administrator to make sure that the server being connected to is running and listening on the address used, and that there is network connectivity between the two end-points.

NNC-00406: name "*string*" does not exist

Cause: The user asked for information associated with a global name that does not exist.

Action: Re-try the failing operation with a global name that exists.

NNC-00407: alias loop in name request

Cause: The name service detected an "alias loop" when trying to retrieve information associated with a global name. An alias loop occurs when an alias name X points to another alias name Y, which in turn points back to X, rather than eventually to a global name which contains data.

Action: Contact your name server administrator to have the alias loop investigated and fixed.

NNC-00408: name "*string*" exists but desired data does not

Cause: The user asked for information associated with a global name. The name in question exists, but does not contain the desired type of information.

Action: Re-try the failing operation with a type which the desired name does contain.

NNC-00409: temporary name service failure

Cause: There are no name servers available to handle a client request, or a name server was temporarily unable to handle a client request. This situation is almost always temporary, and occurs when the program interface has issued a name server request and not received a timely response from any of its preferred servers. Such delays can occur due to transient network or name server outages or heavy load.

Action: Re-try the failing operation. If the error persists, make sure there is network connectivity between the client and its preferred name servers, and contact your name server administrator to make sure that those name servers are running.

NNC-00410: invalid preferred server address list

Cause: The names.preferred_servers parameter in sqlnet.ora is malformed.

Action: Make sure the address list is properly formatted.

NNC-00411: invalid default domain name "*string*"

Cause: The names.default_domain parameter in sqlnet.ora is invalid.

Action: Make sure the parameter value is a valid global name. See your documentation for the characters which may be used in a global name.

NNC-00412: invalid name "*string*"

Cause: The name server program interface was given an invalid global name to process.

Action: Supply a valid domain name. If the error is caused by an internal function, contact Worldwide Customer Support.

NNC-00413: general failure

Cause: A name server program interface error occurred which did not fall under the heading of any other more specific error condition. The error will usually be followed by more specific lower-level information.

Action: Not normally visible to the user. For further details, turn on tracing and re-execute the failing operation. If the error persists, contact Worldwide Customer Support.

NNC-00414: invalid name-value binding string "*string*"

Cause: A caller provided the name server program interface with an invalid name-value binding string value.

Action: Not normally visible to the user, except when using the name server control program. If the error occurs when using the control program, retry the failing operation with a valid name-value binding string argument. Otherwise, turn on tracing and re-execute the failing operation. If the error persists, contact Worldwide Customer Support.

NNC-00415: section identifier *string* is invalid, must be between *string* and *string*

Cause: An internal function has called the name server program interface with illegal arguments.

Action: Not normally visible to the user. For further details, turn on tracing and re-execute the failing operation. If the error persists, contact Worldwide Customer Support.

NNC-00416: user callback function returned error number *string*

Cause: An internal function has called the name server program interface with illegal arguments.

Action: Not normally visible to the user. For further details, turn on tracing and re-execute the failing operation. If the error persists, contact Worldwide Customer Support.

NNC-00417: name "*string*" already exists

Cause: A caller has attempted to create a new global name, and that name already exists.

Action: Not normally visible to the user, except when using the name server control program. If the error occurs when using the control program, retry the failing operation with a name that does not already exist. Otherwise, turn on tracing and re-execute the failing operation. If the error persists, contact Worldwide Customer Support.

NNC-00418: name "*string*" cannot be modified because it has children

Cause: A caller has attempted to delete or rename a global name, and that name cannot be modified because it has child names underneath it in the name space.

Action: Not normally visible to the user, except when using the name server control program. If the error occurs when using the control program, retry the failing operation with a name that is a leaf node. Otherwise, turn on tracing and re-execute the failing operation. If the error persists, contact Worldwide Customer Support.

NNC-00419: authoritative server is unreachable

Cause: A name server request cannot be processed because the server which received the operation does not own the name specified in the request and cannot locate the server which does own the name. The error is almost always transient, and occurs either because the path between the server receiving the request and the request's final destination has been interrupted, or because the final destination is down.

Action: Not normally visible to the user, except when using the name server control program. Because the error is typically a transient one, retrying the failing operation will usually work. If the failure persists, the name server which is allowed to process the failing operation is probably shut down or unreachable. Contact your name server administrator to make sure that your site's name servers are running, and are properly configured.

NNC-00420: operation not allowed

Cause: A name server request cannot be processed because the server which received the operation is not allowed to process it. The problem typically occurs when an administrator has disabled request processing at a particular server for some reason.

Action: Contact your name server administrator to determine why server request processing has been disabled.

NNC-00421: invalid modification directive *string*, must be between *string* and *string*

Cause: An internal function has called the name server program interface with illegal arguments.

Action: Not normally visible to the user. For further details, turn on tracing and re-execute the failing operation. If the error persists, contact Worldwide Customer Support.

NNC-00422: invalid data type name "*string*"

Cause: A caller has provided an invalid data type name to the name server program interface.

Action: Not normally visible to the user, except when using the name server control program. If the error occurs when using the control program, retry the failing operation with a valid type name. Otherwise, turn on tracing and re-execute the failing operation. If the error persists, contact Worldwide Customer Support.

NNC-00423: invalid data item syntax code *string*

Cause: A caller has provided an invalid data type code to the name server program interface.

Action: Not normally visible to the user, except when using the name server control program. If the error occurs when using the control program, retry the failing operation with a valid type name. Otherwise, turn on tracing and re-execute the failing operation. If the error persists, contact Worldwide Customer Support.

NNC-00424: invalid address "*string*"

Cause: A caller provided the name server program interface with an invalid address value.

Action: Not normally visible to the user, except when using the name server control program. If the error occurs when using the control program, retry the failing operation with a valid address argument. Otherwise, turn on tracing and re-execute the failing operation. If the error persists, contact Worldwide Customer Support.

NNC-00425: meta-data violation

Cause: A caller issued a name server modification request and that request cannot be processed because it would violate data type meta-data constraints.

Action: Not normally visible to the user, except when using the name server control program. If the error occurs when using the control program, examine the meta-data constraints for the data type being operated upon and don't violate them. Examples of typical constraint violations are attempts to add a new data item to a name which already contains alias information, or attempts to add alias information to a name which already contains other data, or attempts to replace a data item with another item that has the wrong syntax. If the error occurs outside the control program, turn on tracing and re-execute the failing operation. If the error persists, contact Worldwide Customer Support.

NNC-00426: no such data type

Cause: A caller attempted to create a data item, and could not because the data item's type does not exist.

Action: Not normally visible to the user, except when using the name server control program. If the error occurs when using the control program, retry the operation with an existent data type. Otherwise, turn on tracing and re-execute the failing operation. If the error persists, contact Worldwide Customer Support.

NNC-00427: server does not support this version of the protocol

Cause: A name server message with an incompatible protocol version was received by a name server or the name server program interface. This problem will occur when there are clients and servers with widely varying protocol versions that are trying to communicate.

Action: upgrade older client and server software so it is compatible with newer software.

NNC-00428: invalid meta-data data item

Cause: A caller provided the name server program interface with an invalid meta-data data item.

Action: Not normally visible to the user, except when using the name server control program. If the error occurs when using the control program, retry the failing operation with a valid meta-data argument. Otherwise, turn on tracing and re-execute the failing operation. If the error persists, contact Worldwide Customer Support.

NNC-00429: invalid octet string literal "string"

Cause: A caller provided the name server program interface with an invalid octet string string value.

Action: Not normally visible to the user, except when using the name server control program. If the error occurs when using the control program, retry the failing operation with a valid octet string argument. Otherwise, turn on tracing and re-execute the failing operation. If the error persists, contact Worldwide Customer Support.

NNC-00430: Database not accessible

Cause: When a database is used for consistency between different nameservers, any modify operation should not only modify the cache but also the database. And if the database is not accessible, this error occurs.

Action: Not normally visible to the user, except when using the name server control program. If the error occurs when using the control program, make sure database is available and then re-execute the operation. If error persists, contact Worldwide Customer Support.

NNC-00431: NS address does not match any of the current addresses

Cause: When delegating a domain, the address of the Nameserver is provided by the client. If the nameserver already exists, then it already has address(es) associated with it. So, the address supplied by the client must match one of them. Otherwise, this error occurs.

Action: Not normally visible to the user, except when using name server control program. If the error occurs when using the control program, either provide an one of the existing addresses of the name server or delegate the domain to a new nameserver.

NNC-00500: warning: "string" parameter value is illegal, setting to *string*

Cause: The named parameter value is invalid.

Action: Make sure the parameter value is formatted correctly. Valid choices for boolean parameter values are TRUE, FALSE, YES, NO, ON, and OFF.

NNC-00501: warning: "string" parameter value must be between *number* and *number*, setting to *number*

Cause: The named parameter value is invalid or outside legal boundary values.

Action: Make sure the parameter value is a number, and falls between valid minimum and maximum values, as specified in the error text.



NNF-00001 to NNF-04009

NNF-00001: Not a TNS address

Cause: While asking to read an address the name service returned a record which was not an address.

Action: Not normally visible to the user. For further details, turn on tracing and re-execute the failing operation. If the error persists, contact Worldwide Customer Support.

NNF-00002: Invalid value passed to function call

Cause: An invalid value was passed to an interface function.

Action: Not normally visible to the user. For further details, turn on tracing and re-execute the failing operation. If the error persists, contact Worldwide Customer Support.

NNF-00003: Naming adapter *string* does not exist

Cause: The requested name service adapter was not found in the current adapter table.

Action: Check the spelling of the adapter requested. Verify that the adapter runs on this platform, and the adapter is compiled into the adapter table linked into the executable.

NNF-00004: Operation not supported in *string*

Cause: The operation requested is not supported under this adapter.

Action: Verify that the operation being performed is not under restriction, such as writing to read-only name service. For further details, turn on tracing and re-execute the failing operation. If the error persists, contact Worldwide Customer Support.

NNF-00005: Functionality not implemented

Cause: The operation requested is not supported in this implementation.

Action: If this is retrieved from a production release, contact Worldwide Customer Support. Otherwise, check the release notes as to the restrictions in this release.

NNF-00110: no values exist

Cause: Test program help text.

Action: None

NNF-00540: Failed to insert name: *string*

Cause: Failed to insert name into the native service.

Action: Verify that the name is not already in the native namespace and the appropriate access permissions are set for the namespace.

NNF-01001: ds_initialize: workspace initialization failed

Cause: The DCE workspace as setup by ds_initialize() failed to initialize.

Action: Verify that conditions necessary for a successful ds_initialize() call are present on this platform (e.g is there enough memory?). Check that there is not another workspace user in this program. For further details, turn on tracing and re-execute the failing operation. If the error persists, contact Worldwide Customer Support.

NNF-01002: DCE could not open configuration file

Cause: A DCE call returned an error that it could not access its configuration file.

Action: Check that the DCE configuration file for this platform is present, and accessible. On Unix this file is dce_cf.db. Check if a simple call to dce_cf_get_cell_name() succeeds.

NNF-01003: DCE could not find cell name

Cause: A DCE call returned an error that it could not find the cell name in its configuration file.

Action: Check that this machine has been configured for a DCE cell. Check that the DCE configuration file is not corrupted. On Unix, this file is dce_cf.db. Check if a simple call to dce_cf_get_cell_name() succeeds.

NNF-01004: DCE returned unspecified error *string*

Cause: A DCE call returned a status that was not in this implementation's list of possible status values for this DCE call.

Action: Verify that this platform's DCE release is not beyond those supported by this Oracle application. If the error persists, contact Worldwide Customer Support.

NNF-01005: Internal XOM class violation

Cause: A DCE XOM call returned statuses inconsistent with the class definitions in the DCE documentation.

Action: Not normally visible to the user. For further details, turn on tracing and re-execute the failing operation. If the error persists, contact Worldwide Customer Support.

NNF-01006: Attribute *string* not available

Cause: A insertion call attempted to use an attribute which did not have a translation to a DCE attribute.

Action: Use another attribute, or insert the translation into DCE.

NNF-01007: DCE long strings are not supported

Cause: A query returned a object which has a XOM OM_S_LONG_STRING. The current implementation does not support such objects.

Action: For further details, turn on tracing and re-execute the failing operation. If the error persists, contact Worldwide Customer Support.

NNF-01008: XDS attribute syntax *string* incorrect for Oracle Names syntax *string*

Cause: The syntax as specified in the XDS object is different than that which is expected for the given Oracle names syntax.

Action: For further details, turn on tracing and re-execute the failing operation. If the error persists, contact Worldwide Customer Support.

NNF-02001: NIS client error string: *string*

Cause: A call to an NIS (YP) function failed. This message contains the text of the NIS error code returned.

Action: Should only be visible when returned as part of another error. If the error persists, contact Worldwide Customer Support.

NNF-02002: NIS value does not conform to adapter schema: *string*

Cause: The values in the maps used by the NIS adapter must conform to a specific set of internal formatting rules. This value returned did not conform to those rules.

Action: Should not be visible, unless you are attempting to create your own maps. If the error persists, contact Worldwide Customer Support.

NNF-02003: Unknown NIS error code: *string*

Cause: An error code returned by a NIS (YP) function was not in the list expected by this program.

Action: Verify that the error is generated by the YP functions on this platform. Notify Worldwide Customer Support of the error.

NNF-02004: NIS map *string* does not exist

Cause: The requested attribute does not exist.

Action: For an unused attribute, no action is required, as this is the expected error. Otherwise, add the attribute and reload the NIS (YP) maps.

NNF-02005: NIS key *string* does not exist in map *string*

Cause: The requested name was not found.

Action: For an unused name, no action is required, as this is the expected error. Otherwise, add the name to the map and reload the NIS (YP) maps.

NNF-03002: Unknown BIND error code: *string*

Cause: The return code in the BIND (DNS) query response did not conform to those values listed in RFC 1035.

Action: Verify that the error is generated by the BIND functions on this platform. Notify Worldwide Customer Support of the error.

NNF-03003: Format error parsing server response

Cause: The query response packet returned from the BIND (DNS) API did not conform to the format listed in RFC 1035.

Action: Verify that the error is generated by the BIND functions on this platform. Notify Worldwide Customer Support of the error.

NNF-03004: DNS Class mismatch (*string*)

Cause: The query response packet returned a class different from the ones expected by the interface.

Action: Verify that the error is generated by the BIND functions on this platform. Notify Worldwide Customer Support of the error.

NNF-04000: File successfully converted

Cause: The requested conversion is performed.

Action: Normal condition, no action necessary.

NNF-04001: Error converting input file

Cause: The input file contains lines that cannot be converted by the conversion program.

Action: Check that the syntax of the input file is correct.

NNF-04002: Outputfile already exists

Cause: An old output file already exists in the current directory

Action: Remove the existing file, and restart the conversion tool

NNF-04003: Entry in inputfile is too long

Cause: The makedbm program, limits entries in mapfiles to 1017 characters. Therefore, the conversion tool will not process TNS addresses which are longer than 1017 characters.

Action: Shorten the offending entry.

NNF-04004: Invalid string in inputfile

Cause: the input file contains invalid lines.

Action: Check that the syntax of the input file is correct.

NNF-04005: Cannot open inputfile

Cause: The specified input file could not be found.

Action: restart the conversion tool with the correct input file.

NNF-04006: Could not create outputfile

Cause: An output file could not be created in the current working directory

Action: Change the permissions of the current directory and restart the conversion tool.

NNF-04007: Error reading input file

Cause: A problem while reading the input file. This could be caused by an unexpected end of file in the input file.

Action: Check that the file is intact and that the syntax of the input file is correct.

NNF-04008: Error writing outputfile

Cause: An error occurred while writing to the output file.

Action: Check available disk space. If the error persists, contact Worldwide Customer Support.

NNF-04009: Usage: tns2nis filename

Cause: The conversion tool was not invoked properly. The filename should either be tnsnames.ora or native.ora

Action: Restart the conversion tool with the proper parameter.

NNL-00001 to NNL-01078

NNL-00001: request argument "string" is invalid

Cause: The user entered an invalid request command argument.

Action: Supply a valid argument.

NNL-00002: request argument "string" is not allowed with this operation

Cause: The user entered a request command argument which is not valid with the particular request command.

Action: Supply a valid argument.

NNL-00003: memory exhausted

Cause: The program has run out of memory

Action: Check the amount of available memory on your machine to ensure that there is enough memory to run this executable. If necessary, free up memory by running fewer programs, then try again.

NNL-00004: invalid command argument "string"

Cause: The user entered an invalid command argument.

Action: Supply a valid argument.

NNL-00005: no server has been set. Use the "SET SERVER" command first

Cause: The user attempted to issue a command which requires that a default managed Oracle Names server be set first.

Action: Use the SET SERVER command to set your default server, then reissue the command. Alternatively, if the command allows, re-issue it with a specific server name so the control program does not need to use the default.

NNL-00006: timeout, server is not responding

Cause: The control program issued a request to an Oracle Names server and no response arrived in a timely fashion. The network connection between the control program and the server may be faulty, the server may be very heavily loaded, or there may be substantial network delays between the control program and the server. The latter is especially true for WAN links.

Action: Reissue the command; if it continues to fail, check to see that the server being managed is running correctly and that the network connection between the server and the control program is working correctly.

NNL-00007: server responded with an error

Cause: The control program issued a request to an Oracle Names server and the server responded with an error.

Action: For further details, turn on tracing and re-execute the failing operation. If the error persists, contact Worldwide Customer Support.

NNL-00008: request not understood by server

Cause: The control program issued a request to an Oracle Names server and the server did not understand the request.

Action: If the server and the control program have different versions, they may be unable to communicate. Check your documentation for version compatibility constraints. If the server and control program are compatible, turn on tracing for further details, and re-execute the failing operation. If the error persists, contact Worldwide Customer Support.

NNL-00009: encryption of server password failed

Cause: The control program attempted and failed to encrypt a server password, supplied either through the SET PASSWORD command or the namesctl.server_password configuration parameter.

Action: An internal error not normally visible to the user. Contact Worldwide Customer Support.

NNL-00010: error getting address for server "*string*"

Cause: The control program attempted to translate a server name to its corresponding address, and failed. There are a large number of possible causes for the failure. The control program's SQLNET.ORA file must exist in the correct system-specific location, and must be readable by the control program. The file must contain a names.preferred_servers entry with valid name server addresses. If the user has changed managed servers with the SET SERVER command, the new server must be running, and must be able to resolve the address or forward the request to another server which can resolve the address. Alternatively, a TNSNAMES.ORA file with valid name server names and addresses must exist in the correct system-specific location.

Action: For further details, turn on tracing and re-execute the failing operation. If the error persists, contact Worldwide Customer Support.

NNL-00011: no server with name "*string*" exists

Cause: The user issued a SET SERVER request and the current managed Oracle Names server was unable to translate that name into an address. Alternatively, the user issued a control program request to a specific server, and that server's name could not be translated into an address. Both problems are almost always caused by mis-typing the server name.

Action: Re-issue the request with a valid server name.

NNL-00012: invalid "*string*" value "*string*"

Cause: The first argument is a data type, the second is a value. The user supplied an invalid data value of the specified type.

Action: Re-issue the failing operation with correct data.

NNL-00013: not performed, permission denied for supplied password

Cause: The user issued a request to an Oracle Names server, and the password supplied with the request was incorrect.

Action: Check to see that the password sent by the control program to the server is correct for that server. You can set a new password with the SET PASSWORD control program command.

NNL-00014: unknown data type "string"

Cause: The user issued a name server request which contained an unknown data type.

Action: It is possible that the server had no information on the type, but automatically fetched it in response to the failing request. Re-issue the failing request; if the server has in the meantime fetched the appropriate data type information, the error will go away. If the error persists, the data type is probably invalid.

NNL-00015: type "string" has "string" syntax, which has no textual representation

Cause: Not all data type syntaxes can be represented as text. This message indicates that the user issued a name server request for a type with a non-textual representation.

Action: Re-issue the operation with a data type that has a syntax with a textual representation.

NNL-00016: cannot start server, error getting program directory's name

Cause: The user issued a STARTUP request, but the control program was unable to start the server because it was unable to find the name of the directory where the server executable resides.

Action: An internal error not normally visible to the user. Contact Worldwide Customer Support.

NNL-00017: cannot start server, program "string" does not exist

Cause: The user issued a STARTUP request, but the control program was unable to start the server because it was unable to find the server executable.

Action: Make sure that a copy of the server executable exists in your system's oracle executable directory.

NNL-00018: warning: could not contact default name server

Cause: The control program was unable to contact its default name server during startup. There are a number of possible causes for this error. The control program's SQLNET.ORA file must exist in the correct system-specific location, and must be readable by the control program. The file must contain a names.preferred_servers entry with valid name server addresses. The first server in the preferred-server list must be running, and there must be network connectivity between the control program and that server.

Action: Check to see that all of the above are true. If the control program is still unable to contact its default server, turn on tracing and restart the control program. If the error persists, contact Worldwide Customer Support.

NNL-00019: warning: server either changed or ignored your request

Cause: The user issued a request to an Oracle Names server and that request was altered in some way. Typically the user specified an invalid argument of some sort, and the server either ignored the request, or replaced the invalid argument with a reasonable default.

Action: Use the control program to check the current state of the value that you attempted to change. The server's log file may also contain information about the exact cause of the problem. Re-issue the operation with correct arguments.

NNL-00020: warning: no TNSNAMES.ORA file and no preferred name servers in SQLNET.ORA

Cause: The control program was unable to find a TNSNAMES.ORA file and was unable to find a default name server in SQLNET.ORA. The control program will operate in this state, but will be unable to resolve any names until a default server has been set, and that server must be set using its raw TNS address.

Action: The control program's SQLNET.ORA file must exist in the correct system-specific location, and must be readable by the control program. The file must contain a names.preferred_servers entry with valid name server addresses. The first server in the preferred-server list must be running, and there must be network connectivity between the control program and that server. Alternatively, a TNSNAMES.ORA file with valid name server information must exist in the correct system-specific location.

NNL-00022: error changing trace level from *string* to *string*, level change ignored

Cause: The user attempted to change the control program's local trace level, and the program encountered an error while changing the level. Usually the problem is that tracing was enabled for the first time (by changing the trace level from OFF to something else) and the trace file is not writeable by the control program.

Action: Check to see that the trace file is writeable. Your documentation will tell you the name of the trace file.

NNL-00023: SET command is missing an argument

Cause: The user attempted to issue a SET command with no argument.

Action: Supply a valid argument to the SET command.

NNL-00024: warning: no preferred name servers in SQLNET.ORA

Cause: The control program was unable to find any preferred name servers in SQLNET.ORA, and will therefore not connect to a default server.

Action: Make sure that the SQLNET.ORA file contains a valid names.preferred_servers entry.

NNL-00035: File *string* or nested IFILEs not found.

Cause: Error in loading from the tnsfile.

Action: None

NNL-00036: No records loaded

Cause: No loadable data.

Action: None

NNL-00037: Error *number* while sequencing through parameter table.

Cause: The NL Parameter system reported an error while retrieving the next name from the table.

Action: An internal error not normally visible to the user. Contact Worldwide Customer Support.

NNL-00038: Distinguished Name syntax error

Cause: Distinguished Name incorrectly specified.

Action: Supply a valid DN.

NNL-00039: no RRs

Cause: Object has no relevant RRs to be mapped to LDAP objects.

Action: None

NNL-00040: Distinguished Name exceeds buffer length: *string*

Cause: Distinguished Name derived from Domain Name is too long.

Action: Either move the object to a domain whose name is shorter or manually update the LDAP object.

NNL-00041: Object *string* not in domain *string*

Cause: Object has no relevant RRs to be mapped to LDAP objects.

Action: None

NNL-00042: LDAP bind failure: *number, string*

Cause: Call to ldap_bind failed with return set to given number.

Action: Correct user/pwd parameters or definitions.

NNL-00043: LDAP open failure

Cause: LDAP server could not be contacted.

Action: Correct connect info or server unavailability.

NNL-00044: Unsupported data type *string* not mapped

Cause: ONames data type could not be mapped to LDAP attributes

Action: An internal error not normally visible to the user. Contact Worldwide Customer Support.

NNL-00045: No host given for LDAP server

Cause: LDAP open will dump core without a host.

Action: Provide appropriate host with '-h' option.

NNL-00046: Name *string* exceeds DN template depth

Cause: There are more domains in the name than are specified in the DN template.

Action: Add fields to the template or migrate subdomains with separate dump operations.

NNL-00047: LDAP modify returned error: *0xnumber, string*

Cause: LDAP failed with the return code shown.

Action: Refer to LDAP documentation for the meaning of the error.

NNL-00048: Error opening file: *string*

Cause: Named file cannot be opened.

Action: Provide for access to file.

NNL-00049: Output in *string* cannot be renamed to *string*

Cause: The given file cannot be created.

Action: Insure that the file specified can be created before running the command. Or use the temporary file itself.

NNL-00201: Shutdown occurs in *string*

Cause: Control program general message.

Action: None

NNL-00202: No shutdown currently scheduled

Cause: Control program general message.

Action: None

NNL-00203: Scheduled shutdown to occur in *string*

Cause: Control program general message.

Action: None

NNL-00204: Cancelled shutdown

Cause: Control program general message.

Action: None

NNL-00205: Reload check occurs in *string*

Cause: Control program general message.

Action: None

NNL-00206: No reload check currently scheduled

Cause: Control program general message.

Action: None

NNL-00207: Scheduled reload check to occur in *string*

Cause: Control program general message.

Action: None

NNL-00208: Cancelled reload check

Cause: Control program general message.

Action: None

NNL-00209: Cache checkpoint interval is currently *string*

Cause: Control program general message.

Action: None

NNL-00210: Cache checkpointing is currently disabled

Cause: Control program general message.

Action: None

NNL-00211: Cache checkpoint interval is now *string*

Cause: Control program general message.

Action: None

NNL-00212: Cache checkpointing is now disabled

Cause: Control program general message.

Action: None

NNL-00213: No entry with specified index number, try "SHOW SYSTEM_QUERIES"

Cause: Control program general message.

Action: None

NNL-00214: Next auto-refresh for specified index number occurs in *string*

Cause: Control program general message.

Action: None

NNL-00215: Scheduled specified index number's next auto-refresh to occur in *string*

Cause: Control program general message.

Action: None

NNL-00216: Disabled auto-refresh for specified index number

Cause: Control program general message.

Action: None

NNL-00217: Controller is sleeping for *number* seconds

Cause: Control program general message.

Action: None

NNL-00218: Ignoring spurious trailing text "*string*"

Cause: Control program general message.

Action: None

NNL-00219: Statistic counter logging interval is currently *string*

Cause: Control program general message.

Action: None

NNL-00220: Statistic counter logging is currently disabled

Cause: Control program general message.

Action: None

NNL-00221: Statistic counter logging interval is now *string*

Cause: Control program general message.

Action: None

NNL-00222: Statistic counter logging is now disabled

Cause: Control program general message.

Action: None

NNL-00223: Statistic counters are next logged in *string*

Cause: Control program general message.

Action: None

NNL-00224: Scheduled statistic counters to be logged in *string*

Cause: Control program general message.

Action: None

NNL-00225: Currently managing name server "*string*"

Cause: Control program general message.

Action: None

NNL-00226: Current request-processing delay is *string*

Cause: Control program general message.

Action: None

NNL-00227: Request-processing delay is currently disabled

Cause: Control program general message.

Action: None

NNL-00228: Request-processing delay is now *string*

Cause: Control program general message.

Action: None

NNL-00229: Request-processing delay is now disabled

Cause: Control program general message.

Action: None

NNL-00230: Controller NOCONFIRM mode is currently *string*

Cause: Control program general message.

Action: None

NNL-00231: Controller NOCONFIRM mode is now *string*

Cause: Control program general message.

Action: None

NNL-00232: Auto-refresh failure-retry interval is currently *string*

Cause: Control program general message.

Action: None

NNL-00233: Auto-refresh failure-retry interval is now *string*

Cause: Control program general message.

Action: None

NNL-00234: Auto-refresh failure-retry expiration period is currently *string*

Cause: Control program general message.

Action: None

NNL-00235: Auto-refresh failure-retry expiration period is now *string*

Cause: Control program general message.

Action: None

NNL-00236: Statistic counter reset interval is currently *string*

Cause: Control program general message.

Action: None

NNL-00237: Resetting of statistic counters is currently disabled

Cause: Control program general message.

Action: None

NNL-00238: Statistic counter reset interval is now *string*

Cause: Control program general message.

Action: None

NNL-00239: Resetting of statistic counters is now disabled

Cause: Control program general message.

Action: None

NNL-00240: Starting "string"...

Cause: Control program general message.

Action: None

NNL-00241: Processing of modification requests is currently enabled

Cause: Control program general message.

Action: None

NNL-00242: Processing of modification requests is currently disabled

Cause: Control program general message.

Action: None

NNL-00243: Processing of modification requests is now enabled

Cause: Control program general message.

Action: None

NNL-00244: Processing of modification requests is now disabled

Cause: Control program general message.

Action: None

NNL-00245: General request processing is currently enabled

Cause: Control program general message.

Action: None

NNL-00246: General request processing is currently disabled

Cause: Control program general message.

Action: None

NNL-00247: General request processing is now enabled

Cause: Control program general message.

Action: None

NNL-00248: General request processing is now disabled

Cause: Control program general message.

Action: None

NNL-00249: DEFAULT-FORWARDERS-ONLY mode is currently enabled

Cause: Control program general message.

Action: None

NNL-00250: DEFAULT-FORWARDERS-ONLY mode is currently disabled

Cause: Control program general message.

Action: None

NNL-00251: DEFAULT-FORWARDER-ONLY mode is now enabled

Cause: Control program general message.

Action: None

NNL-00252: DEFAULT-FORWARDER-ONLY mode is now disabled

Cause: Control program general message.

Action: None

NNL-00253: Server-generated requests currently request forwarding

Cause: Control program general message.

Action: None

NNL-00254: Server-generated requests currently do not request forwarding

Cause: Control program general message.

Action: None

NNL-00255: Server-generated requests now request forwarding

Cause: Control program general message.

Action: None

NNL-00256: Server-generated requests now do not request forwarding

Cause: Control program general message.

Action: None

NNL-00257: Server-generated requests currently require authoritative answers

Cause: Control program general message.

Action: None

NNL-00258: Server-generated requests currently do not require authoritative answers

Cause: Control program general message.

Action: None

NNL-00259: Server-generated requests now require authoritative answers

Cause: Control program general message.

Action: None

NNL-00260: Server-generated requests now do not require authoritative answers

Cause: Control program general message.

Action: None

NNL-00261: Request forwarding is currently enabled

Cause: Control program general message.

Action: None

NNL-00262: Request forwarding is currently disabled

Cause: Control program general message.

Action: None

NNL-00263: Request forwarding is now enabled

Cause: Control program general message.

Action: None

NNL-00264: Request forwarding is now disabled

Cause: Control program general message.

Action: None

NNL-00266: Round trip time is *string*

Cause: Control program general message.

Action: None

NNL-00267: Address is *string*

Cause: Control program general message.

Action: None

NNL-00268: Enter name server password:

Cause: Prompt for password after user has issued 'set password'

Action: Type password, invisibly.

NNL-00270: Current default domain is "*string*"

Cause: Control program general message.

Action: None

NNL-00271: Default domain is now "*string*"

Cause: Control program general message.

Action: None

NNL-00272: Removed name "*string*" from caches along the following path:

Cause: Control program general message.

Action: None

NNL-00273: server successfully started\n

Cause: Control program general message.

Action: None

NNL-00274: server not started, errors follow

Cause: Control program general message.

Action: None

NNL-00275: Trace level is currently *number*

Cause: Control program general message.

Action: None

NNL-00276: Trace level is now *number*

Cause: Control program general message.

Action: None

NNL-00277: Maximum number of times a request can be reforwarded is currently *number*

Cause: Control program general message.

Action: None

NNL-00278: Maximum number of times a request can be reforwarded is now *number*

Cause: Control program general message.

Action: None

NNL-00279: Restart occurs in *string*

Cause: Control program general message.

Action: None

NNL-00280: No restart currently scheduled

Cause: Control program general message.

Action: None

NNL-00281: Scheduled restart to occur in *string*

Cause: Control program general message.

Action: None

NNL-00282: Cancelled restart

Cause: Control program general message.

Action: None

NNL-00283: Next cache checkpoint occurs in *string*

Cause: Control program general message.

Action: None

NNL-00284: Scheduled cache checkpoint to occur in *string*

Cause: Control program general message.

Action: None

NNL-00285: Server has no queued system queries

Cause: Control program general message.

Action: None

NNL-00286: Server does not own any domains

Cause: Control program general message.

Action: None

NNL-00287: Cache flush occurs in *string*

Cause: Control program general message.

Action: None

NNL-00288: No cache flush currently scheduled

Cause: Control program general message.

Action: None

NNL-00289: Scheduled cache flush to occur in *string*

Cause: Control program general message.

Action: None

NNL-00290: Cancelled cache flush

Cause: Control program general message.

Action: None

NNL-00291: Statistic counters are next reset in *string*

Cause: Control program general message.

Action: None

NNL-00292: Scheduled statistic counters to be reset in *string*

Cause: Control program general message.

Action: None

NNL-00293: Controller's trace level remains unchanged

Cause: Control program general message.

Action: None

NNL-00294: No entries found

Cause: Control program general message.

Action: None

NNL-00295: Controller's local trace level is currently *number*

Cause: Control program general message.

Action: None

NNL-00296: Controller's local trace level changed from *number* to *number*

Cause: Control program general message.

Action: None

NNL-00297: Cache will be dumped to trace file in *string*

Cause: Control program general message.

Action: None

NNL-00298: No cache dump currently scheduled

Cause: Control program general message.

Action: None

NNL-00299: Scheduled server cache dump to occur in *string*

Cause: Control program general message.

Action: None

NNL-00300: Cancelled server cache dump

Cause: Control program general message.

Action: None

NNL-00301: Server shutting down

Cause: Control program general message.

Action: None

NNL-00302: Server restarting

Cause: Control program general message.

Action: None

NNL-00303: Server checking for reload

Cause: Control program general message.

Action: None

NNL-00304: Server flushing its cache

Cause: Control program general message.

Action: None

NNL-00305: Server dumping statistics to the log file

Cause: Control program general message.

Action: None

NNL-00306: Server setting all statistic counters to zero

Cause: Control program general message.

Action: None

NNL-00307: Server checkpointing its cache

Cause: Control program general message.

Action: None

NNL-00308: Server dumping its cache to the trace file

Cause: Control program general message.

Action: None

NNL-00340: Trace file name is currently *string*

Cause: Control program general message.

Action: None

NNL-00341: Trace file name is now *string*

Cause: Control program general message.

Action: None

NNL-00342: Log file name is currently *string*

Cause: Control program general message.

Action: None

NNL-00343: Log file name is now *string*

Cause: Control program general message.

Action: None

NNL-00344: Save_config_on_stop is currently ON

Cause: Control program general message.

Action: None

NNL-00345: Save_config_on_stop is currently OFF

Cause: Control program general message.

Action: None

NNL-00346: Save_config_on_stop is now ON

Cause: Control program general message.

Action: None

NNL-00347: Save_config_on_stop is now OFF

Cause: Control program general message.

Action: None

NNL-00348: Server saving the config file now

Cause: Control program general message.

Action: None

NNL-00349: Configuration will be saved in *string*

Cause: Control program general message.

Action: None

NNL-00350: No save config currently scheduled

Cause: Control program general message.

Action: None

NNL-00351: Scheduled configuration save to occur in *string*

Cause: Control program general message.

Action: None

NNL-00352: Cancelled save config

Cause: Control program general message.

Action: None

NNL-00353: Not allowed

Cause: Control program general message.

Action: None

NNL-00400: Response status:

Cause: Control program general message.

Action: None

NNL-00401: Authoritative answer: *string*

Cause: Control program general message.

Action: None

NNL-00402: Authoritative server: *string*

Cause: Control program general message.

Action: None

NNL-00403: Number of answers: *number*

Cause: Control program general message.

Action: None

NNL-00404: TTL: *string*

Cause: Control program general message.

Action: None

NNL-00405: Forwarding information:

Cause: Control program general message.

Action: None

NNL-00406: Canonical name: *string*

Cause: Control program general message.

Action: None

NNL-00407: Alias translations:

Cause: Control program general message.

Action: None

NNL-00408: Answers:

Cause: Control program general message.

Action: None

NNL-00409: data type is "*string*"

Cause: Control program general message.

Action: None

NNL-00410: Average response time: *string*

Cause: Control program general message.

Action: None

NNL-00411: Minimum response time: *string*

Cause: Control program general message.

Action: None

NNL-00412: Number of requests: *number*

Cause: Control program general message.

Action: None

NNL-00413: Total response time: *string*

Cause: Control program general message.

Action: None

NNL-00414: Maximum response time: *string*

Cause: Control program general message.

Action: None

NNL-00415: Name: *string*

Cause: Control program general message.

Action: None

NNL-00416: Last timestamp: *number*

Cause: Control program general message.

Action: None

NNL-00417: Distinguished Name: *string*

Cause: Control program general message.

Action: None

NNL-00418: Attributes Mapped: *number*

Cause: Control program general message.

Action: None

NNL-00500: Shows information on domains served by this server

Cause: Control program help text.

Action: None

NNL-00501: set | show log_stats_interval [*seconds*] [<server_list>] : \nset | show the server's statistic counter logging interval

Cause: Control program help text.

Action: None

NNL-00502: Shows, sets, or cancels when the server next dumps its statistic counters

Cause: Control program help text.

Action: None

NNL-00503: repeat *number command* [*args*] : repeat a command *number* times

Cause: Control program help text.

Action: None

NNL-00505: log_stats [<server_list>] : write Names server statistics to the log file

Cause: Control program help text.

Action: None

NNL-00506: reset_stats [<server_list>] : reset Names server statistics

Cause: Control program help text.

Action: None

NNL-00507: Shows, sets, or cancels the time when an auto-refresh query is next issued

Cause: Control program help text.

Action: None

NNL-00508: show system_queries [<server_list>] : show system query information

Cause: Control program help text.

Action: None

NNL-00509: set | show cache_checkpoint_interval [*seconds*] [<server_list>] : \nset | show the server's cache checkpoint interval

Cause: Control program help text.

Action: None

NNL-00510: Adds a data record to an existing name

Cause: Control program help text.

Action: None

NNL-00511: Shows or sets the server's system query authority requirements

Cause: Control program help text.

Action: None

NNL-00512: Shows or sets the server's auto-refresh expiration period

Cause: Control program help text.

Action: None

NNL-00513: Shows or sets the server's auto-refresh failure retry interval

Cause: Control program help text.

Action: None

NNL-00514: Creates a new name with a default TTL

Cause: Control program help text.

Action: None

NNL-00515: Deletes a name and its data

Cause: Control program help text.

Action: None

NNL-00516: Displays complete server status

Cause: Control program help text.

Action: None

NNL-00517: Insert-replaces a data item under an existing name

Cause: Control program help text.

Action: None

NNL-00518: Shows or sets the maximum number of times a server can reforward a request

Cause: Control program help text.

Action: None

NNL-00519: Shows, enables, or disables modification request processing

Cause: Control program help text.

Action: None

NNL-00520: Changes an existing name's TTL

Cause: Control program help text.

Action: None

NNL-00521: Shows or sets the server's system query forwarding requirements

Cause: Control program help text.

Action: None

NNL-00522: Removes a data item from a name by value or by type

Cause: Control program help text.

Action: None

NNL-00523: Renames an existing name

Cause: Control program help text.

Action: None

NNL-00524: Replaces a data item with another data item

Cause: Control program help text.

Action: None

NNL-00525: Shows or sets the server's default-forwarding status

Cause: Control program help text.

Action: None

NNL-00526: Starts a server using a non-standard executable and optional arguments

Cause: Control program help text.

Action: None

NNL-00527: Shows, sets, or cancels the time when the server next checkpoints its cache

Cause: Control program help text.

Action: None

NNL-00528: [set] password *password* : set the password for subsequent calls

Cause: Control program help text.

Action: None

NNL-00529: set | show default_domain [<domain_name>] : set | show the current default domain

Cause: Control program help text.

Action: None

NNL-00530: quit | exit : exit the names control program

Cause: Control program help text.

Action: None

NNL-00531: flush_name *name* : \nremoves a name from caches along a route to an authoritative server

Cause: Control program help text.

Action: None

NNL-00532: set | show forwarding_available [<on | off>] [<server_list>] : \nenable, disable or show server request forwarding

Cause: Control program help text.

Action: None

NNL-00533: ping [<server_list>] : ping one or more Names servers

Cause: Control program help text.

Action: None

NNL-00534: query name [type] : query for a desired name and RR type

Cause: Control program help text.

Action: None

NNL-00535: reload [<server_list>] : reload server cache data if there are changes

Cause: Control program help text.

Action: None

NNL-00536: set | show requests_enabled [<on | off>] [<server_list>] : \nenable, disable or show server request processing

Cause: Control program help text.

Action: None

NNL-00537: set | show server [<server_name>] : set | show the currently managed server

Cause: Control program help text.

Action: None

NNL-00538: stop | shutdown [<server_list>] : stop one or more Names servers

Cause: Control program help text.

Action: None

NNL-00539: start | startup [args] : start the Names server with optional arguments

Cause: Control program help text.

Action: None

NNL-00540: [show] status [<server_list>] : display server status summary

Cause: Control program help text.

Action: None

NNL-00541: set | show trace_level [level] [<server_list>] : \nset | show the server's tracing level

Cause: Control program help text.

Action: None

NNL-00542: restart [<server_list>] : restart one or more Names servers

Cause: Control program help text.

Action: None

NNL-00543: [show] version [<server_list>] : \nshow the name and version of one or more Names servers

Cause: Control program help text.

Action: None

NNL-00544: Displays operations statistics

Cause: Control program help text.

Action: None

NNL-00545: Displays query request statistics

Cause: Control program help text.

Action: None

NNL-00546: Displays delete request statistics

Cause: Control program help text.

Action: None

NNL-00547: Displays rename request statistics

Cause: Control program help text.

Action: None

NNL-00548: Displays update request statistics

Cause: Control program help text.

Action: None

NNL-00549: Displays stream usage statistics

Cause: Control program help text.

Action: None

NNL-00550: flush [<server_list>] : flush one or more servers' cache(s)

Cause: Control program help text.

Action: None

NNL-00551: Displays cache statistics

Cause: Control program help text.

Action: None

NNL-00553: Displays forwarding statistics

Cause: Control program help text.

Action: None

NNL-00555: Displays meta data statistics

Cause: Control program help text.

Action: None

NNL-00556: set | show reset_stats_interval [seconds] [<server_list>] : \nset | show server statistic counter reset interval

Cause: Control program help text.

Action: None

NNL-00557: Causes the controller to sleep for N seconds

Cause: Control program help text.

Action: None

NNL-00558: set | show namesctl_trace_level : set | show the controller's tracing level

Cause: Control program help text.

Action: None

NNL-00559: Shows, sets, or cancels the time for the next cache dump to the trace file

Cause: Control program help text.

Action: None

NNL-00560: Shows or sets the server's request-processing delay

Cause: Control program help text.

Action: None

**NNL-00561: register name [-ttype] [-daddress] [-hhostname] [-l<listener_name>] :
 \nregister an object with Oracle Names**

Cause: Control program help text.

Action: None

**NNL-00562: unregister name [-daddress] [-l<listener_name>] : \nunregister an
 object with Oracle Names**

Cause: Control program help text.

Action: None

**NNL-00563: timed_query [timestamp] : query all objects in the Names server's
 cache**

Cause: Control program help text.

Action: None

**NNL-00565: set trace_file_name [filename] [<server_list>] : \nset | show the server's
 trace file name**

Cause: Control program help text.

Action: None

**NNL-00566: set | show log_file_name [filename] [<server_list>] : \nset | show the log
 file name on one or more servers**

Cause: Control program help text.

Action: None

NNL-00567: reorder_ns [<server_address>] : Generate the enhanced discovery file

Cause: Control program help text.

Action: None

**NNL-00568: delegate_domain <domain_name> <NS_name> <NS_Addr> : Delegate
 the given domain to the given nameserver**

Cause: Control program help text.

Action: None

**NNL-00569: domain_hint <domain_name> <NS_name> <NS_Addr> : Provide hint
 of a nameserver for a given domain**

Cause: Control program help text.

Action: None

**NNL-00570: save_config [<server_list>] : saves server configuration to parameter
 file**

Cause: Control program help text.

Action: None

NNL-00571: set | show save_config_on_stop [<on | off>]

Cause: Control program help text.

Action: None

NNL-00572: set | show save_config_interval [seconds] [<server_list>] : set time of next config save

Cause: Control program help text.

Action: None

NNL-00573: load_tnsnames [file, ...] : load tnsnames into ONames

Cause: Control program help text.

Action: None

NNL-00574: dump_tnsnames [file] : dump ONames addresses into tnsnames file

Cause: Control program help text.

Action: None

NNL-00575: list_objects: list all objects in a domain or subtree

Cause: Control program help text.

Action: None

NNL-00576: list_delegated: list all delegated domains in the region or subtree

Cause: Control program help text.

Action: None

NNL-00577: list_domains: list authoritative domains in the region or subtree

Cause: Control program help text.

Action: None

NNL-00578: dump_ldap: dump addresses in the domain or region to LDAP

Cause: Control program help text.

Action: None

NNL-00579: _scan: find objects/records matching the given types

Cause: Control program help text.

Action: None

NNL-00580: register_ns: name server address domain

Cause: Control program help text.

Action: None

NNL-00581: unregister_ns: name server domain

Cause: Control program help text.

Action: None

NNL-00582: dump_alias: dump aliases in the domain or region to LDAP

Cause: Control program help text.

Action: None

NNL-00800: Query requests received: number

Cause: Control program statistic description

Action: None

NNL-00801: Queries received, type ANY: *number*

Cause: Control program statistic description

Action: None

NNL-00802: Queries received, type ADDRESS: *number*

Cause: Control program statistic description

Action: None

NNL-00803: Queries received, type ALIAS: *number*

Cause: Control program statistic description

Action: None

NNL-00804: Queries received, type META-DATA: *number*

Cause: Control program statistic description

Action: None

NNL-00805: Queries received, type NAME-SERVER: *number*

Cause: Control program statistic description

Action: None

NNL-00806: Queries received, type RELATED-INFO: *number*

Cause: Control program statistic description

Action: None

NNL-00807: Queries received, type SOA: *number*

Cause: Control program statistic description

Action: None

NNL-00808: Queries received, all user-defined types: *number*

Cause: Control program statistic description

Action: None

NNL-00809: Queries received, multiple types: *number*

Cause: Control program statistic description

Action: None

NNL-00810: Queries received with no type: *number*

Cause: Control program statistic description

Action: None

NNL-00811: Fastest query processing time: *string*

Cause: Control program statistic description

Action: None

NNL-00812: Slowest query processing time: *string*

Cause: Control program statistic description

Action: None

NNL-00813: Average query processing time: *string*

Cause: Control program statistic description

Action: None

NNL-00814: Total query processing time: *string*

Cause: Control program statistic description

Action: None

NNL-00830: Delete requests received: *number*

Cause: Control program statistic description

Action: None

NNL-00831: Deletes refused, name is not a leaf name: *number*

Cause: Control program statistic description

Action: None

NNL-00832: Deletes refused, name is a topology name: *number*

Cause: Control program statistic description

Action: None

NNL-00833: Fastest delete processing time: *string*

Cause: Control program statistic description

Action: None

NNL-00834: Slowest delete processing time: *string*

Cause: Control program statistic description

Action: None

NNL-00835: Average delete processing time: *string*

Cause: Control program statistic description

Action: None

NNL-00836: Total delete processing time: *string*

Cause: Control program statistic description

Action: None

NNL-00850: Rename requests received: *number*

Cause: Control program statistic description

Action: None

NNL-00851: Renames refused, name is not a leaf name: *number*

Cause: Control program statistic description

Action: None

NNL-00852: Renames refused, name is a topology name: *number*

Cause: Control program statistic description

Action: None

NNL-00853: Renames refused, new name already exists: *number*

Cause: Control program statistic description

Action: None

NNL-00854: Fastest rename processing time: *string*

Cause: Control program statistic description

Action: None

NNL-00855: Slowest rename processing time: *string*

Cause: Control program statistic description

Action: None

NNL-00856: Average rename processing time: *string*

Cause: Control program statistic description

Action: None

NNL-00857: Total rename processing time: *string*

Cause: Control program statistic description

Action: None

NNL-00870: Update requests received: *number*

Cause: Control program statistic description

Action: None

NNL-00871: Updates refused, name is a topology name: *number*

Cause: Control program statistic description

Action: None

NNL-00872: Updates refused, data is topology data: *number*

Cause: Control program statistic description

Action: None

NNL-00873: Fastest update processing time: *string*

Cause: Control program statistic description

Action: None

NNL-00874: Slowest update processing time: *string*

Cause: Control program statistic description

Action: None

NNL-00875: Average update processing time: *string*

Cause: Control program statistic description

Action: None

NNL-00876: Total update processing time: *string*

Cause: Control program statistic description

Action: None

NNL-00890: Messages received: *number*

Cause: Control program statistic description

Action: None

NNL-00891: Corrupted messages received: *number*

Cause: Control program statistic description

Action: None

NNL-00892: Duplicate requests received: *number*

Cause: Control program statistic description

Action: None

NNL-00893: Similar requests received: *number*

Cause: Control program statistic description

Action: None

NNL-00894: Requests refused, permission denied: *number*

Cause: Control program statistic description

Action: None

NNL-00895: Requests refused, processing disabled: *number*

Cause: Control program statistic description

Action: None

NNL-00896: Requests refused, modifications disabled: *number*

Cause: Control program statistic description

Action: None

NNL-00897: Messages sent: *number*

Cause: Control program statistic description

Action: None

NNL-00898: Responses sent: *number*

Cause: Control program statistic description

Action: None

NNL-00899: OK responses sent: *number*

Cause: Control program statistic description

Action: None

NNL-00900: NO SUCH NAME responses sent: *number*

Cause: Control program statistic description

Action: None

NNL-00901: CONTENT ERROR responses sent: *number*

Cause: Control program statistic description

Action: None

NNL-00902: ALIAS LOOP responses sent: *number*

Cause: Control program statistic description

Action: None

NNL-00903: SERVER FAILURE responses sent: *number*

Cause: Control program statistic description

Action: None

NNL-00904: NAME EXISTS responses sent: *number*

Cause: Control program statistic description

Action: None

NNL-00905: NOT AUTHORITY responses sent: *number*

Cause: Control program statistic description

Action: None

NNL-00906: NOT A LEAF NAME responses sent: *number*

Cause: Control program statistic description

Action: None

NNL-00907: NOT ALLOWED responses sent: *number*

Cause: Control program statistic description

Action: None

NNL-00908: UNKNOWN TYPE responses sent: *number*

Cause: Control program statistic description

Action: None

NNL-00909: META VIOLATION responses sent: *number*

Cause: Control program statistic description

Action: None

NNL-00910: VERSION SKEW responses sent: *number*

Cause: Control program statistic description

Action: None

NNL-00911: Responses sent with invalid error code: *number*

Cause: Control program statistic description

Action: None

NNL-00912: Alias loops detected: *number*

Cause: Control program statistic description

Action: None

NNL-00913: Server-generated requests sent: *number*

Cause: Control program statistic description

Action: None

NNL-00914: Forwarding desired on server queries: *string*

Cause: Control program statistic description

Action: None

NNL-00915: Authority required on server queries: *string*

Cause: Control program statistic description

Action: None

NNL-00916: Modification requests enabled: *string*

Cause: Control program statistic description

Action: None

NNL-00917: Artificial request processing delay: *string*

Cause: Control program statistic description

Action: None

NNL-00918: Time until server restart: *string*

Cause: Control program statistic description

Action: None

NNL-00919: Time until server shutdown: *string*

Cause: Control program statistic description

Action: None

NNL-00920: Time until next config save: *string*

Cause: Control program statistic description

Action: None

NNL-00930: Requests refused, unknown data type: *number*

Cause: Control program statistic description

Action: None

NNL-00931: Requests refused, no cached meta-data: *number*

Cause: Control program statistic description

Action: None

NNL-00932: Requests refused, type syntax mismatch: *number*

Cause: Control program statistic description

Action: None

NNL-00933: Requests refused, OTHER-DATA violation: *number*

Cause: Control program statistic description

Action: None

NNL-00934: Requests refused, ALIAS-EXISTS violation: *number*

Cause: Control program statistic description

Action: None

NNL-00935: Requests refused, SINGLE-VALUE violation: *number*

Cause: Control program statistic description

Action: None

NNL-00936: Requests refused, DATA-EXISTS violation: *number*

Cause: Control program statistic description

Action: None

NNL-00950: Cache lookup requests: *number*

Cause: Control program statistic description

Action: None

NNL-00951: Names created on lookup: *number*

Cause: Control program statistic description

Action: None

NNL-00952: Cache lookup failures: *number*

Cause: Control program statistic description

Action: None

NNL-00953: Cache lookup exact matches: *number*

Cause: Control program statistic description

Action: None

NNL-00954: Hash tables created: *number*

Cause: Control program statistic description

Action: None

NNL-00955: Hash tables enlarged: *number*

Cause: Control program statistic description

Action: None

NNL-00956: Hash tables freed: *number*

Cause: Control program statistic description

Action: None

NNL-00957: Name nodes created: *number*

Cause: Control program statistic description

Action: None

NNL-00958: Name nodes freed: *number*

Cause: Control program statistic description

Action: None

NNL-00959: Time until cache dump to trace file: *string*

Cause: Control program statistic description

Action: None

NNL-00960: Time until cache flush: *string*

Cause: Control program statistic description

Action: None

NNL-00961: Cache checkpoints: *number*

Cause: Control program statistic description

Action: None

NNL-00962: Cache checkpoint failures: *number*

Cause: Control program statistic description

Action: None

NNL-00963: Timeouts, name TTL expired: *number*

Cause: Control program statistic description

Action: None

NNL-00970: System query index number: *number*

Cause: Control program statistic description

Action: None

NNL-00971: Query ID: *number*

Cause: Control program statistic description

Action: None

NNL-00972: Query next issued in: *string*

Cause: Control program statistic description

Action: None

NNL-00973: Query state: *number*

Cause: Control program statistic description

Action: None

NNL-00974: Name: *string*

Cause: Control program statistic description

Action: None

NNL-00975: Desired data type: *string*

Cause: Control program statistic description

Action: None

NNL-00980: Forwarding failures: *number*

Cause: Control program statistic description

Action: None

NNL-00981: Timeouts, server not responding: *number*

Cause: Control program statistic description

Action: None

NNL-00982: Not forwarded, no servers found: *number*

Cause: Control program statistic description

Action: None

NNL-00983: Name-to-hint translations: *number*

Cause: Control program statistic description

Action: None

NNL-00984: Name-to-hint translations failed: *number*

Cause: Control program statistic description

Action: None

NNL-00985: Requests reforwarded using referrals: *number*

Cause: Control program statistic description

Action: None

NNL-00986: Reforwarded requests expired: *number*

Cause: Control program statistic description

Action: None

NNL-00987: Authoritative answers when authority: *number*

Cause: Control program statistic description

Action: None

NNL-00988: Non-authoritative NACKs received: *number*

Cause: Control program statistic description

Action: None

NNL-00989: Objects received with no TTL: *number*

Cause: Control program statistic description

Action: None

NNL-00990: DEFAULT-FORWARDERS-ONLY mode: *string*

Cause: Control program statistic description

Action: None

NNL-00991: Maximum number of reforwards per request: *number*

Cause: Control program statistic description

Action: None

NNL-00992: Auto-refresh failure retry interval: *string*

Cause: Control program statistic description

Action: None

NNL-00993: Auto-refresh failure retry expiration: *string*

Cause: Control program statistic description

Action: None

NNL-00994: Responses received: *number*

Cause: Control program statistic description

Action: None

NNL-00995: Unmatched responses received: *number*

Cause: Control program statistic description

Action: None

NNL-00996: OK responses received: *number*

Cause: Control program statistic description

Action: None

NNL-00997: NO SUCH NAME responses received: *number*

Cause: Control program statistic description

Action: None

NNL-00998: CONTENT ERROR responses received: *number*

Cause: Control program statistic description

Action: None

NNL-00999: ALIAS LOOP responses received: *number*

Cause: Control program statistic description

Action: None

NNL-01000: SERVER FAILURE responses received: *number*

Cause: Control program statistic description

Action: None

NNL-01001: NAME EXISTS responses received: *number*

Cause: Control program statistic description

Action: None

NNL-01002: NOT AUTHORITY responses received: *number*

Cause: Control program statistic description

Action: None

NNL-01003: NON LEAF responses received: *number*

Cause: Control program statistic description

Action: None

NNL-01004: NOT ALLOWED responses received: *number*

Cause: Control program statistic description

Action: None

NNL-01005: UNKNOWN TYPE responses received: *number*

Cause: Control program statistic description

Action: None

NNL-01006: META VIOLATION responses received: *number*

Cause: Control program statistic description

Action: None

NNL-01007: VERSION SKEW responses received: *number*

Cause: Control program statistic description

Action: None

NNL-01008: Outbound message contexts allocated: *number*

Cause: Control program statistic description

Action: None

NNL-01009: Outbound message contexts freed: *number*

Cause: Control program statistic description

Action: None

NNL-01010: Forwarding contexts allocated: *number*

Cause: Control program statistic description

Action: None

NNL-01011: Forwarding contexts freed: *number*

Cause: Control program statistic description

Action: None

NNL-01030: Domain index number: *number*

Cause: Control program statistic description

Action: None

NNL-01031: Name: *string*

Cause: Control program statistic description

Action: None

NNL-01032: Minimum TTL: *string*

Cause: Control program statistic description

Action: None

NNL-01040: Data streams opened by server: *number*

Cause: Control program statistic description

Action: None

NNL-01041: Data stream open failures: *number*

Cause: Control program statistic description

Action: None

NNL-01042: Data streams answered by server: *number*

Cause: Control program statistic description

Action: None

NNL-01043: Data stream answer failures: *number*

Cause: Control program statistic description

Action: None

NNL-01044: Errors reading data stream: *number*

Cause: Control program statistic description

Action: None

NNL-01045: Errors writing data stream: *number*

Cause: Control program statistic description

Action: None

NNL-01050: Version banner is "*string*"\n

Cause: Control program statistic description

Action: None

NNL-01051: Server name: *string*

Cause: Control program statistic description

Action: None

NNL-01052: Server has been running for: *string*

Cause: Control program statistic description

Action: None

NNL-01053: Request processing enabled: *string*

Cause: Control program statistic description

Action: None

NNL-01054: Request forwarding enabled: *string*

Cause: Control program statistic description

Action: None

NNL-01055: Requests received: *number*

Cause: Control program statistic description

Action: None

NNL-01056: Requests forwarded: *number*

Cause: Control program statistic description

Action: None

NNL-01057: Foreign data items cached: *number*

Cause: Control program statistic description

Action: None

NNL-01058: Region data next checked for reload in: *string*

Cause: Control program statistic description

Action: None

NNL-01059: Region data reload check failures: *number*

Cause: Control program statistic description

Action: None

NNL-01060: Cache next checkpointed in: *string*

Cause: Control program statistic description

Action: None

NNL-01061: Cache checkpoint interval: *string*

Cause: Control program statistic description

Action: None

NNL-01062: Cache checkpoint file name: *string*

Cause: Control program statistic description

Action: None

NNL-01063: Statistic counters next reset in: *string*

Cause: Control program statistic description

Action: None

NNL-01064: Statistic counter reset interval: *string*

Cause: Control program statistic description

Action: None

NNL-01065: Statistic counters next logged in: *string*

Cause: Control program statistic description

Action: None

NNL-01066: Statistic counter logging interval: *string*

Cause: Control program statistic description

Action: None

NNL-01067: Trace level: *number*

Cause: Control program statistic description

Action: None

NNL-01068: Trace file name: *string*

Cause: Control program statistic description

Action: None

NNL-01069: Log file name: *string*

Cause: Control program statistic description

Action: None

NNL-01070: System parameter file name: *string*

Cause: Control program statistic description

Action: None

NNL-01071: Command-line parameter file name: *string*

Cause: Control program statistic description

Action: None

NNL-01072: Administrative region name: *string*

Cause: Control program statistic description

Action: None

NNL-01073: Administrative region description: *string*

Cause: Control program statistic description

Action: None

NNL-01074: ApplTable Index: *number*

Cause: Control program statistic description

Action: None

NNL-01075: Contact *string*

Cause: Control program statistic description

Action: None

NNL-01076: Operational Status *number*

Cause: Control program statistic description

Action: None

NNL-01077: Save Config on Stop *string*

Cause: Control program statistic description

Action: None

NNL-01078: Access/Create File Error : *string*

Cause: Failed to access/create named file or its backup File due to incorrect permissions

Action: Provide correct access to file.



NNO-00050 to NNO-00854

NNO-00050: serious errors in configuration data, server cannot run

Cause: The server's configuration data has a problem of some sort which prevents the server from starting.

Action: Previous error messages in the log file will specify the exact problems leading to the shutdown. The problem most frequently occurs when the network is broken up into multiple administrative regions and the delegation points are incorrect. Read the Oracle Names documentation sections on region delegation and ensure that their directions are being followed correctly.

NNO-00051: domain count *number* exceeds maximum of *number*, first *number* will be loaded

Cause: The server's configuration contains more domains than the server can support.

Action: An internal error not normally visible to the user. Contact Worldwide Customer Support.

NNO-00052: invalid domain description list

Cause: The server's configuration contains an invalid domain description list.

Action: An internal error not normally visible to the user. Contact Worldwide Customer Support.

NNO-00053: duplicate domain description for domain "*string*"

Cause: The server's configuration contains duplicate domain descriptions in the domain description list.

Action: An internal error not normally visible to the user. Contact Worldwide Customer Support.

NNO-00054: invalid domain name "*string*"

Cause: The server's configuration contains a domain description with an invalid name.

Action: An internal error not normally visible to the user. Contact Worldwide Customer Support.

NNO-00055: invalid domain minimum TTL "*string*"

Cause: The server's configuration contains a domain description with an invalid minimum TTL.

Action: An internal error not normally visible to the user. Contact Worldwide Customer Support.

NNO-00056: warning: domain minimum TTL must be between *number* and *number*, set to *number* seconds

Cause: The server's configuration contains a domain description with an invalid minimum TTL. This error is not fatal; the server will automatically set the TTL to a default value which is suitable for most uses.

Action: An internal error not normally visible to the user. Contact Worldwide Customer Support.

NNO-00057: loading and verifying topology data

Cause: An informational message written to the log file during normal server startup.

Action: None

NNO-00058: cannot load topology data from configuration database

Cause: An error was encountered while trying to load the server's topology data from the configuration database. If more information is available, it will appear under this error. This error will cause the server to shut down.

Action: Make sure that the database is running, that its name and password as specified in the Oracle Network Manager are accurate, and that there is SQL*Net connectivity between the Oracle Names server and the database. To force the server to start up anyway, using its checkpoint data, start the server with the names.no_region_database parameter set to TRUE. If no checkpoint data is available, the server will shut down.

NNO-00059: cannot construct topology checkpoint file name

Cause: the server could not construct a system-dependent file name.

Action: An internal error not normally visible to the user. For further details, turn on tracing and restart the server. If the error persists, contact Worldwide Customer Support.

NNO-00060: loading server topology from checkpoint file "*string*"

Cause: An informational message written to the log file when the server has been forced to load from its most recent topology checkpoint file, by setting the names.no_region_database parameter to TRUE.

Action: None

NNO-00061: loading data for domain "*string*"

Cause: An informational message written to the log file during normal server startup.

Action: None

NNO-00062: cannot load domain data from configuration database

Cause: An error was encountered while trying to load the server's domain data from the configuration database. If more information is available, it will appear under this error. This error will cause the server to shut down.

Action: Make sure that the database is running, that its name and password as specified in the Oracle Network Manager are accurate, and that there is SQL*Net connectivity between the Oracle Names server and the database. To force the server to start up anyway, using its checkpoint data, start the server with the names.no_region_database parameter set to TRUE. If no checkpoint data is available, the server will shut down.

NNO-00063: cannot construct domain checkpoint file name

Cause: the server could not construct a system-dependent file name.

Action: An internal error not normally visible to the user. For further details, turn on tracing and restart the server. If the error persists, contact Worldwide Customer Support.

NNO-00064: loading domain data from checkpoint file "*string*"

Cause: An informational message written to the log file when the server has been forced to load from its most recent domain checkpoint file, by setting the `names.no_region_database` parameter to TRUE.

Action: None

NNO-00065: loading cached data from checkpoint file "*string*"

Cause: An informational message written to the log file during normal server startup.

Action: None

NNO-00066: server will perform reload check of administrative region in *number* seconds

Cause: An informational message written to the log file whenever the Oracle Network Manager or the Oracle Names control program send a reload request to the server.

Action: None

NNO-00067: server reload check countdown aborted

Cause: An informational message written to the log file whenever the Oracle Names control program halts a reload request previously sent to the server

Action: None

NNO-00068: warning: administrative region check failed, next check in *number* seconds

Cause: this warning is issued whenever the server fails to connect to the configuration database to see if any configuration data has changed. The server will automatically begin reissuing reload checks more frequently, and will eventually give up if connections fail continuously for three days.

Action: Make sure that the database is running, that its name and password as specified in the Oracle Network Manager are accurate, and that there is SQL*Net connectivity between the Oracle Names server and the database.

NNO-00069: warning: too many administrative region check failures, checking disabled

Cause: a warning issued whenever the server has continuously failed for three days in its attempts to connect to the configuration database. The server disables reload checking. Reload checking can later be re-enabled from the Oracle Network Manager or the Oracle Names control program.

Action: Make sure that the database is running, that its name and password as specified in the Oracle Network Manager are accurate, and that there is SQL*Net connectivity between the Oracle Names server and the database. To force the server to start up anyway, using its checkpoint data, start the server with the `names.no_region_database` parameter set to TRUE. If no checkpoint data is available, the server will shut down.

NNO-00070: administrative region has changed, reloading domain data

Cause: An informational message written to the log file whenever the server's configuration has changed, and the server is reloading the new configuration from the configuration database.

Action: None

NNO-00071: cannot construct cache checkpoint file name

Cause: the server could not construct a system-dependent file name.

Action: An internal error not normally visible to the user. For further details, turn on tracing and restart the server. If the error persists, contact Worldwide Customer Support.

NNO-00072: loading from region database

Cause: normal

Action: An internal error not normally visible to the user. For further details, turn on tracing and restart the server. If the error persists, contact Worldwide Customer Support.

NNO-00073: loading server config from region database

Cause: An informational message written to the log file during normal server startup.

Action: None

NNO-00074: downloading region from server *string*

Cause: An informational message written to the log file during normal server startup.

Action: None

NNO-00080: domain "*string*" cannot be delegated because its parent is already delegated

Cause: an internal delegation error has occurred. Delegation is controlled by the Oracle Network Manager, which enforces correct delegation rules.

Action: An internal error not normally visible to the user. Contact Worldwide Customer Support.

NNO-00081: domain "*string*" has no name servers

Cause: an internal configuration error has occurred. The Oracle Network Manager is responsible for configuring Oracle Names servers correctly.

Action: An internal error not normally visible to the user. Contact Worldwide Customer Support.

NNO-00082: domain "*string*" is missing my name "*string*" as a name server

Cause: an internal configuration error has occurred. The Oracle Network Manager is responsible for configuring Oracle Names servers correctly.

Action: An internal error not normally visible to the user. Contact Worldwide Customer Support.

NNO-00083: domain "*string*" server "*string*" has no addresses

Cause: an internal configuration error has occurred. The Oracle Network Manager is responsible for configuring Oracle Names servers correctly.

Action: An internal error not normally visible to the user. Contact Worldwide Customer Support.

NNO-00084: domain "*string*" is not in the authoritative domain list

Cause: an internal configuration error has occurred. The Oracle Network Manager is responsible for configuring Oracle Names servers correctly.

Action: An internal error not normally visible to the user. Contact Worldwide Customer Support.

NNO-00104: line *string*: syntax error, data ignored

Cause: the server found a syntax error its domain data. This message will also appear if the server's internal checkpoint files become corrupted. The record in question is not loaded, but the server continues to load data.

Action: An internal error not normally visible to the user. Contact Worldwide Customer Support.

NNO-00105: line *string*: invalid name "*string*", data ignored

Cause: the server found an invalid global name in its domain data. The record in question is not loaded, but the server continues to load data.

Action: An internal error not normally visible to the user. Contact Worldwide Customer Support.

NNO-00106: line *string*: invalid TTL "*string*", data ignored

Cause: the server found an invalid TTL in its domain data. The record in question is not loaded, but the server continues to load data.

Action: An internal error not normally visible to the user. Contact Worldwide Customer Support.

NNO-00107: line *string*: ignoring stale checkpoint data

Cause: an informational message which appears during server startup when the server detects out-of-date cached data in its cache checkpoint file. The message is part of normal server startup.

Action: None

NNO-00108: line *number*: TTL of *number* seconds below domain minimum *number*, using minimum

Cause: the server found an invalid TTL value in its domain data. The record in question is not loaded, but the server continues to load data.

Action: An internal error not normally visible to the user. Contact Worldwide Customer Support.

NNO-00109: line *string*: invalid data type name "*string*", data ignored

Cause: the server found an invalid data type name in its domain data. The record in question is not loaded, but the server continues to load data.

Action: An internal error not normally visible to the user. Contact Worldwide Customer Support.

NNO-00110: line *string*: unknown data type "*string*", data ignored

Cause: the server found an unknown data type in its domain data. The record in question is not loaded, but the server continues to load data.

Action: An internal error not normally visible to the user. Contact Worldwide Customer Support.

NNO-00111: line *string*: data type "*string*" has syntax "*string*", should be "*string*", data ignored

Cause: the server found an invalid data type syntax in its domain data. The record in question is not loaded, but the server continues to load data.

Action: An internal error not normally visible to the user. Contact Worldwide Customer Support.

NNO-00112: line *string*: ignored duplicate data of type "*string*"

Cause: the server found a duplicate record in its domain data. The record in question is not loaded, but the server continues to load data.

Action: An internal error not normally visible to the user. Contact Worldwide Customer Support.

NNO-00113: line *string*: alias data already exists, all other data ignored

Cause: the server found a alias and non-alias data with the same global name in its domain data. The record in question is not loaded, but the server continues to load data.

Action: An internal error not normally visible to the user. Contact Worldwide Customer Support.

NNO-00114: line *string*: other data exists, alias data ignored

Cause: the server found a alias and non-alias data with the same global name in its domain data. The record in question is not loaded, but the server continues to load data.

Action: An internal error not normally visible to the user. Contact Worldwide Customer Support.

NNO-00115: line *string*: single-value data type "*string*", other instances ignored

Cause: the server found more than one record with the same name and type, when the type allows only a single record with a particular name. The record in question is not loaded, but the server continues to load data.

Action: An internal error not normally visible to the user. Contact Worldwide Customer Support.

NNO-00116: warning: data type "*string*" in *string* load

Cause: the server found a record with an invalid data type in its domain data.

Action: No action required; adjustments to data will eliminate warning.

NNO-00117: line *string*: missing data type, data ignored

Cause: the server found a record with a missing data type in its domain data. The record in question is not loaded, but the server continues to load data.

Action: An internal error not normally visible to the user. Contact Worldwide Customer Support.

NNO-00118: line *string*: data length *string* exceeds maximum of *string*, data ignored

Cause: the server found a record whose length exceeds an internal limit. The record in question is not loaded, but the server continues to load data.

Action: An internal error not normally visible to the user. Contact Worldwide Customer Support.

NNO-00119: line *string*: server not authoritative for name "*string*", data ignored

Cause: the server found a global name in its domain data for which it is not authoritative. The record in question is not loaded, but the server continues to load data.

Action: An internal error not normally visible to the user. Contact Worldwide Customer Support.

NNO-00120: line *string*: topology name "*string*" not allowed here

Cause: the server found an invalid record in its domain data. The record in question is not loaded, but the server continues to load data.

Action: An internal error not normally visible to the user. Contact Worldwide Customer Support.

NNO-00121: LDIF file *string* open failed: error = *number*

Cause: the server found an invalid record in its domain data. The record in question is not loaded, but the server continues to load data.

Action: An internal error not normally visible to the user. Contact Worldwide Customer Support.

NNO-00122: invalid name, data ignored: entry:\n*string*

Cause: the server found an invalid global name in its domain data. The record in question is not loaded, but the server continues to load data.

Action: An internal error not normally visible to the user. Contact Worldwide Customer Support.

NNO-00123: node "*string*" has no authoritative parent, data ignored

Cause: an object in the domain data is apparently not in the domain(s) which the server is authoritative for. The record in question is not loaded, but the server continues to load data.

Action: Check for inconsistencies in the data and correct any errors in topology definition or domain data outside of authoritative domains.

NNO-00150: warning: invalid hint list, no hints loaded

Cause: The server's configuration contains an invalid hint description list. The server will continue to run, but will not load any hints.

Action: An internal error not normally visible to the user. Contact Worldwide Customer Support.

NNO-00151: warning: ignoring hint for domain "*string*", server is authoritative

Cause: the server's configuration contained a hint for a domain in the server's administrative region. The hint is ignored and the server continues to run.

Action: An internal error not normally visible to the user. Contact Worldwide Customer Support.

NNO-00152: warning: hint count *number* exceeds maximum of *number*, first *number* will be loaded

Cause: There are too many hints in the server's hint list. The server will load a specified maximum number of hints, ignore the rest, and continue running.

Action: An internal error not normally visible to the user. Contact Worldwide Customer Support.

NNO-00153: warning: hint domain *number* has invalid name "*string*", hint domain ignored

Cause: The server's configuration contains a hint domain with an invalid name. The domain is ignored and the server continues to run.

Action: An internal error not normally visible to the user. Contact Worldwide Customer Support.

NNO-00154: warning: hint *number* has invalid server name "*string*", hint ignored

Cause: The server's configuration contains a hint with an invalid server name. The hint is ignored and the server continues to run.

Action: An internal error not normally visible to the user. Contact Worldwide Customer Support.

NNO-00155: warning: hint *number* has missing address, hint ignored

Cause: The server's configuration contains a hint with no server address. The hint is ignored and the server continues to run.

Action: An internal error not normally visible to the user. Contact Worldwide Customer Support.

NNO-00156: warning: hint *number* address length *number* exceeds maximum of *number*, hint ignored

Cause: The server's configuration contains a hint whose address length exceeds an internal limit. The hint is ignored and the server continues to run.

Action: An internal error not normally visible to the user. Contact Worldwide Customer Support.

NNO-00157: warning: hint *number* has invalid address, hint ignored

Cause: The server's configuration contains a hint with an invalid address. The hint is ignored and the server continues to run.

Action: An internal error not normally visible to the user. Contact Worldwide Customer Support.

NNO-00158: warning: hint domain count *number* exceeds maximum of *number*, first *number* will be loaded

Cause: The server's hint domain list is too long. The server will load a specified maximum number of hint domains, ignore the rest, and continue running.

Action: An internal error not normally visible to the user. Contact Worldwide Customer Support.

NNO-00159: warning: ignoring duplicate hint domain *number* name "*string*"

Cause: The server's hint domain list contains a duplicate domain. The duplicate is ignored and the server continues running.

Action: An internal error not normally visible to the user. Contact Worldwide Customer Support.

NNO-00160: warning: ignoring duplicate hint server "*string*"

Cause: The server's hint server list contains a duplicate server. The duplicate is ignored and the server continues running.

Action: An internal error not normally visible to the user. Contact Worldwide Customer Support.

NNO-00250: invalid administrative region description

Cause: The server encountered an invalid administrative region description during startup. This error will prevent the server from starting. The administrative region description is stored in the server's names.ora configuration file.

Action: Make sure that the names.admin_region parameter in names.ora is correct. The names.ora file is automatically generated by the Oracle Network Manager, but administrators can edit the file at any time, introducing errors. If the file was never changed, contact Worldwide Customer Support.

NNO-00251: missing administrative region parameter *string*

Cause: The server's administrative region description is missing a required parameter. This error will prevent the server from starting. The administrative region description is stored in the server's names.ora configuration file.

Action: Make sure that the names.admin_region parameter in names.ora is correct. The names.ora file is automatically generated by the Oracle Network Manager, but administrators can edit the file at any time, introducing errors. If the file was never changed, contact Worldwide Customer Support.

NNO-00252: invalid administrative region parameter *string* value "*string*"

Cause: The server encountered an invalid administrative region parameter. This error will prevent the server from starting. The administrative region description is stored in the server's names.ora configuration file.

Action: Make sure that the names.admin_region parameter in names.ora is correct. The names.ora file is automatically generated by the Oracle Network Manager, but administrators can edit the file at any time, introducing errors. If the file was never changed, contact Worldwide Customer Support.

NNO-00253: administrative region parameter *string* length *string* exceeds maximum of *string*

Cause: The server encountered an administrative region parameter whose length exceeds an internal limit. This error will prevent the server from starting. The administrative region description is stored in the server's names.ora configuration file.

Action: Make sure that the names.admin_region parameter in names.ora is correct. The names.ora file is automatically generated by the Oracle Network Manager, but administrators can edit the file at any time, introducing errors. If the file was never changed, contact Worldwide Customer Support.

NNO-00254: warning: parameter *string* value must be between *number* and *number*, set to *number* seconds

Cause: The server encountered an administrative region parameter with an invalid value. The value is set to a default suitable for most applications, and the server continues running. The administrative region description is stored in the server's names.ora configuration file.

Action: Make sure that the names.admin_region parameter in names.ora is correct. The names.ora file is automatically generated by the Oracle Network Manager, but administrators can edit the file at any time, introducing errors. If the file was never changed, contact Worldwide Customer Support.

NNO-00255: cannot initialize ROS

Cause: The server was unable to initialize ROS during startup. The error prevents the server from running.

Action: An internal error not normally visible to the user. Contact Worldwide Customer Support.

NNO-00256: using administrative region "*string*"

Cause: an informational message which appears during server startup, and notes the name of the administrative region for future diagnostic use by administrators. The message is part of normal server startup.

Action: None

NNO-00257: warning: cannot get serial number from region store

Cause: The server encountered an error while trying to get the configuration database's serial number. The error occurs almost always because time the server is unable to access the configuration database. If the error occurs during server startup, the server will shut down. If the error occurs during server operation (the server checks the serial number periodically to see if it should reload itself), then the server assumes a transient failure has occurred and repeats the operation a short while later. If the repetitions continue to fail for three days, the server will log another error and stop issuing the serial number load operation.

Action: First make sure that the Netadmin program has exported a server configuration for this name server. Next, make sure that the database is running, that its name and password as specified in the Oracle Network Manager are accurate, and that there is SQL*Net connectivity between the Oracle Names server and the database. If the error occurs during server startup, you can force startup anyway, with checkpoint data, by starting the server with the names.no_region_database parameter set to TRUE. If no checkpoint data is available, the server will shut down.

NNO-00258: cannot load configuration from configuration database

Cause: An error was encountered while trying to load the server's configuration from the configuration database. If more information is available, it will appear under this error. This error will cause the server to shut down.

Action: Make sure that the database is running, that its name and password as specified in the Oracle Network Manager are accurate, and that there is SQL*Net connectivity between the Oracle Names server and the database. To force the server to start up anyway, using its checkpoint data, start the server with the names.no_region_database parameter set to TRUE. If no checkpoint data is available, the server will shut down.

NNO-00259: configuration tables have not been installed or are inaccessible

Cause: The configuration database has not been properly installed.

Action: Make sure the Oracle Network Manager and its database have been properly installed

NNO-00260: loading configuration data from checkpoint file "*string*"

Cause: An informational message written to the log file when the server has been forced to load from its most recent configuration checkpoint file, by setting the names.no_region_database parameter to TRUE.

Action: None

NNO-00261: cannot construct configuration checkpoint file name

Cause: the server could not construct a system-dependent file name.

Action: An internal error not normally visible to the user. For further details, turn on tracing and restart the server. If the error persists, contact Worldwide Customer Support.

NNO-00262: warning: cannot write checkpoint file "*string*"

Cause: the server was unable to write the named checkpoint file. This problem is typically due to the file system's protection settings. The error is not fatal; it simply means the server will not create any checkpoint data. Note, however, that if the configuration database is ever unavailable during a future server startup, the lack of checkpoint data means you will be unable to force a startup from checkpoint data with the names.no_region_database parameter.

Action: Check to see that the server has permission to write the file named in the error message.

NNO-00263: error from configuration database

Cause: the server encountered an error while accessing the configuration database. The error can occur when the database is unavailable, or SQL*Net connectivity to the database is interrupted.

Action: Make sure that the database is running, that its name and password as specified in the Oracle Network Manager are accurate, and that there is SQL*Net connectivity between the Oracle Names server and the database. To force the server to start up anyway, using its checkpoint data, start the server with the names.no_region_database parameter set to TRUE. If no checkpoint data is available, the server will shut down.

NNO-00264: configuration database query returned no data

Cause: the server attempted to fetch data from the configuration database and no data was found.

Action: The error generally appears underneath a more specific error which will tell you the exact nature of the problem.

NNO-00265: warning: cannot load data from checkpoint file

Cause: the server was started using checkpoint data, and was unable to read that data. The remaining errors below this one on the error stack provide more specific information about the problem.

Action: Check to see that the named file exists and that the server has permission to read it.

NNO-00266: cannot find document "*string*" in configuration database

Cause: The server encountered an error while trying to get its configuration ID from the configuration database. The error can occur any time the server is unable to access the configuration database. This error will cause the server to shut down.

Action: Make sure that the database is running, that its name and password as specified in the Oracle Network Manager are accurate, and that there is SQL*Net connectivity between the Oracle Names server and the database. To force the server to start up anyway, using its checkpoint data, start the server with the names.no_region_database parameter set to TRUE. If no checkpoint data is available, the server will shut down.

NNO-00267: warning: configuration database contains no data for server "*string*"

Cause: the server successfully contacted the configuration database, but was unable to find any configuration information associated with the server's name. The name is specified in the server's names.ora configuration file. The error occurs almost always because the server configuration has not been exported from the Netadmin program.

Action: Make sure that the Netadmin program has exported a server configuration for this name server.

NNO-00268: warning: configuration database is not used, using checkpoint data instead

Cause: An informational message indicating that the server has been started with the names.no_region_database parameter set to TRUE, and that it will use checkpoint data rather than attempting to contact the configuration database.

Action: None

NNO-00269: configuration database is version *string*, server requires at least version *string*

Cause: The server cannot use the specified configuration database because it is of an incorrect version.

Action: Run the document conversion utility supplied with the Network Manager and re-export your network. The conversion utility will upgrade old documents to a version which can be understood by the name server.

NNO-00270: ORACLE error *string*

Cause: An ORACLE error was encountered while accessing the configuration database. The error can occur when the database is unavailable, or SQL*Net connectivity to the database is interrupted.

Action: Make sure that the database is running, that its name and password as specified in the Oracle Network Manager are accurate, and that there is SQL*Net connectivity between the Oracle Names server and the database. To force the server to start up anyway, using its checkpoint data, start the server with the names.no_region_database parameter set to TRUE. If no checkpoint data is available, the server will shut down.

NNO-00271: warning: names.ora region is version *string*, network definition is version *string*

Cause: The region description in names.ora is out of synch with the network definition.

Action: No action is required unless the name server cannot run with the network definition. To be safe names.ora should be updated with one which is consistent with the network definition.

NNO-00272: line *string*; invalid DIT/DN

Cause: There is a syntax error in the DIT/DN provided in the region description.

Action: Correct the error and restart the server.

NNO-00300: no listen addresses specified, at least one is required

Cause: the server's configuration is missing addresses on which to listen.

Action: An internal error not normally visible to the user. Contact Worldwide Customer Support.

NNO-00301: server will shut down in *number* seconds

Cause: An informational message written to the log file when the server receives a shutdown request from the Oracle Names control program.

Action: None

NNO-00302: server stopped

Cause: An informational message written to the log file when the server shuts down.

Action: None

NNO-00303: server "*string*" started with process ID *number*

Cause: An informational message written to the log file when the server successfully starts up.

Action: None

NNO-00304: listen address *string* length *string* exceeds maximum of *string*

Cause: the length of one of the server's listen addresses exceeds an internal limit.

Action: An internal error not normally visible to the user. Contact Worldwide Customer Support.

NNO-00305: trace level changed from *number* to *number*

Cause: An informational message written to the log file when the server changes its trace level in response to a request from the Oracle Names control program.

Action: None

NNO-00306: server shutdown countdown aborted

Cause: An informational message written to the log file whenever the Oracle Names control program halts a shutdown request previously sent to the server

Action: None

NNO-00307: invalid server name "*string*"

Cause: the server's name is invalid. The name is specified in the server's names.ora configuration file.

Action: Make sure that the names.server_name parameter in names.ora is correct. The names.ora file is automatically generated by the Oracle Network Manager, but administrators can edit the file at any time, introducing errors. If the file was never changed, contact Worldwide Customer Support.

NNO-00308: server will restart in *number* seconds

Cause: An informational message written to the log file when the server receives a restart request from the Oracle Names control program.

Action: None

NNO-00309: server restarting

Cause: An informational message written to the log file when the server restarts.

Action: None

NNO-00310: server restart countdown aborted

Cause: An informational message written to the log file whenever the Oracle Names control program halts a restart request previously sent to the server

Action: None

NNO-00311: invalid listen address list

Cause: the server's configuration contains an invalid listen address list.

Action: An internal error not normally visible to the user. Contact Worldwide Customer Support.

NNO-00312: listen address *string* is invalid

Cause: the server's configuration contains an invalid listen address.

Action: An internal error not normally visible to the user. Contact Worldwide Customer Support.

NNO-00313: server password length *string* exceeds maximum of *string*

Cause: the server's password length exceeds an internal limit.

Action: An internal error not normally visible to the user. Contact Worldwide Customer Support.

NNO-00314: error changing trace level from *number* to *number*, level change ignored

Cause: the server encountered an error while changing its trace level in response to a request from the Oracle Names control program.

Action: An internal error not normally visible to the user. For further details, turn on tracing and restart the server. If the error persists, contact Worldwide Customer Support.

NNO-00315: server is listening on address *string*

Cause: An informational message written to the log file during server startup.

Action: None

NNO-00316: statistic counter reset disabled

Cause: An informational message written to the log file when the server disables statistic counter resetting in response to a request from the Oracle Names control program.

Action: None

NNO-00317: statistic counter reset interval changed to *number* seconds

Cause: An informational message written to the log file when the server changes its statistic counter reset interval in response to a request from the Oracle Names control program.

Action: None

NNO-00318: overriding next statistic counter reset, resetting in *number* seconds

Cause: An informational message written to the log file when the server resets its statistic counters in response to a request from the Oracle Names control program.

Action: None

NNO-00320: missing server name parameter

Cause: the server could not find a names.server_name parameter. The name is specified in the server's names.ora configuration file.

Action: Make sure that the names.server_name parameter in names.ora is correct. The names.ora file is automatically generated by the Oracle Network Manager, but administrators can edit the file at any time, introducing errors. If the file was never changed, contact Worldwide Customer Support.

NNO-00321: statistic counter dump disabled

Cause: An informational message written to the log file when the server disables statistics dumping in response to a request from the Oracle Names control program.

Action: None

NNO-00322: statistic counter dump interval changed to *number* seconds

Cause: An informational message written to the log file when the server changes its statistic dump interval in response to a request from the Oracle Names control program.

Action: None

NNO-00323: overriding next statistic counter dump, dumping in *number* seconds

Cause: An informational message written to the log file when the server dumps its statistic counters in response to a request from the Oracle Names control program.

Action: None

NNO-00326: server statistic counter dump follows

Cause: An informational message written to the log file at the beginning of a statistic dump. The message is followed by a set of server statistics, and ends with another informational message indicating the dump has finished.

Action: None

NNO-00327: server statistic counter dump ends

Cause: An informational message written to the log file at the end of a statistic dump. The message is preceded by a set of server statistics.

Action: None

NNO-00328: server has reset statistic counters to zero

Cause: An informational message written to the log file when the server resets its statistic counters to zero in response to a request from the Oracle Names control program.

Action: None

NNO-00329: server will save the config file in *number* seconds

Cause: An informational message written to the log file when the server saves the config to config file in response to a request from the Oracle Names control program.

Action: None

NNO-00330: server saved the config file "*string*".

Cause: An informational message written to the log file when the server saves the config to config file in response to a request from the Oracle Names control program.

Action: None

NNO-00331: error saving new value *string* of *string* to the save config table.

Cause: An informational message written to the log file when the a set operation is performed and the change cannot be saved in the save config ptable, but should be.

Action: None

NNO-00332: warning: region store serial number reduced from *number* to *number*

Cause: An informational message written to the log file when the server finds the region database has its serial number set lower than it was when the server previously loaded the region data. This is an unnatural condition- every update to the region should increment the serial number so a reduction of the serial number might reflect tampering or accidental manual alteration this and possibly other region tables.

Action: Administrators should find out how/why the serial number decreased.

NNO-00333: warning: ROS admin_region types obsolete; using SQL

Cause: the value set in names.admin_region is an obsolete ROS type

Action: No action is necessary; administrators should set the value to the correct type- probably SQL, possibly LDAP or LDIF

NNO-00334: region load failure: ROS admin_region type *number* unsupported

Cause: the value set in names.admin_region is an obsolete ROS type

Action: No action is necessary; administrators should set the value to the correct type- probably SQL, possibly LDAP or LDIF

NNO-00600: warning: forwarder count *number* exceeds maximum of *number*, first *number* will be loaded

Cause: the server's configuration contains too many default forwarders. The server loads a specified maximum number of forwarders, ignores the rest, and continues running.

Action: An internal error not normally visible to the user. Contact Worldwide Customer Support.

NNO-00601: warning: no forwarders, DEFAULT-FORWARDERS-ONLY mode ignored

Cause: the server's configuration enables DEFAULT-FORWARDERS-ONLY mode but the configuration contains no default forwarders. The server ignores the request and continues running.

Action: An internal error not normally visible to the user. Contact Worldwide Customer Support.

NNO-00602: warning: forwarder *number* has invalid address, forwarder ignored

Cause: One of the forwarders in the default forwarder list has an invalid address. The forwarder definition is ignored and the server continues running.

Action: An internal error not normally visible to the user. Contact Worldwide Customer Support.

NNO-00603: enabling all request processing

Cause: An informational message written to the log file when the server enables request processing in response to a request from the Oracle Names control program.

Action: None

NNO-00604: disabling all request processing

Cause: An informational message written to the log file when the server disables request processing in response to a request from the Oracle Names control program.

Action: None

NNO-00605: enabling modification requests

Cause: An informational message written to the log file when the server enables modification-request processing in response to a request from the Oracle Names control program.

Action: None

NNO-00606: disabling modification requests

Cause: An informational message written to the log file when the server disables modification-request processing in response to a request from the Oracle Names control program.

Action: None

NNO-00607: server will forward to default forwarders only

Cause: An informational message written to the log file when the server's configuration enables DEFAULT-FORWARDERS-ONLY mode.

Action: None

NNO-00608: received corrupted message

Cause: The server received a corrupted request. The request is ignored.

Action: corrupted requests are usually caused by transient network problems. If many corrupted messages are received, turn on tracing for further information. If the errors persist, contact Worldwide Customer Support.

NNO-00609: warning: forwarder *number* address length *number* exceeds maximum of *number*, ignored

Cause: the server's configuration contains a forwarder address whose length exceeds an internal limit.

Action: An internal error not normally visible to the user. Contact Worldwide Customer Support.

NNO-00610: detected possible alias loop involving name "*string*"

Cause: the server detected an alias loop involving the specified name. An alias loop occurs when an alias "X" points to another alias "Y", which points back to "X" rather than to an address or other name server data. The loop can contain more hops but the basic idea remains the same. Loops occur when administrators mis-enter network data, particularly when an alias in one administrative region points to data in another administrative region.

Action: Use the Oracle Names control program to query for the specified name. The control program will describe the alias path, and you can use that information to find which names are incorrect and what administrative regions the incorrect data belongs to.

NNO-00611: disabling request forwarding

Cause: An informational message written to the log file when the server disables request forwarding in response to a request from the Oracle Names control program.

Action: None

NNO-00612: enabling request forwarding

Cause: An informational message written to the log file when the server enables request forwarding in response to a request from the Oracle Names control program.

Action: None

NNO-00613: disabling FORWARDING-DESIRED on system queries

Cause: An informational message written to the log file when the server disables the FORWARDING-DESIRED attribute on queries that it generates. The message comes in response to a request from the Oracle Names control program.

Action: None

NNO-00614: enabling FORWARDING-DESIRED on system queries

Cause: An informational message written to the log file when the server enables the FORWARDING-DESIRED attribute on queries that it generates. The message comes in response to a request from the Oracle Names control program.

Action: None

NNO-00615: disabling DEFAULT-FORWARDERS-ONLY mode

Cause: An informational message written to the log file when the server disables DEFAULT-FORWARDERS-ONLY mode in response to a request from the Oracle Names control program.

Action: None

NNO-00616: enabling DEFAULT-FORWARDERS-ONLY mode

Cause: An informational message written to the log file when the server enables DEFAULT-FORWARDERS-ONLY mode in response to a request from the Oracle Names control program.

Action: None

NNO-00617: enabling AUTHORITY-REQUIRED on system queries

Cause: An informational message written to the log file when the server enables the AUTHORITY-REQUIRED attribute on queries that it generates. The message comes in response to a request from the Oracle Names control program.

Action: None

NNO-00618: disabling AUTHORITY-REQUIRED on system queries

Cause: An informational message written to the log file when the server disables the AUTHORITY-REQUIRED attribute on queries that it generates. The message comes in response to a request from the Oracle Names control program.

Action: None

NNO-00622: warning: too many auto-refresh failures for name "*string*", query expired

Cause: If an auto-refresh query is issued and continuously returns an error for three days, the query is removed from the auto-refresh queue and a warning logged. The query can be restarted from the Oracle Names control program.

Action: this message will be preceded by numerous warnings that the query in question is failing. Use the Oracle Names control program to describe the failing query. Make sure the server being queried is running and that there is network connectivity between the querying server and the server being queried.

NNO-00623: setting auto-refresh retry interval to *number* seconds

Cause: An informational message written to the log file when the server changes its auto-refresh retry interval in response to a request from the Oracle Names control program.

Action: None

NNO-00624: setting auto-refresh expiration period to *number* seconds

Cause: An informational message written to the log file when the server changes its auto-refresh expiration period in response to a request from the Oracle Names control program.

Action: None

NNO-00625: overriding auto-refresh of name "*string*", type "*string*", refresh in *number* seconds

Cause: An informational message written to the log file when the server changes the time when an auto-refresh query is next issued. The message comes in response to a request from the Oracle Names control program.

Action: None

NNO-00626: cannot enable DEFAULT-FORWARDERS-ONLY mode, no default forwarders exist

Cause: the Oracle Names control program issued a request to enable DEFAULT-FORWARDERS-ONLY mode, and the request was ignored because the server has no default forwarders.

Action: None

NNO-00627: cancelling auto-refresh of name "*string*", type "*string*"

Cause: An informational message written to the log file when the server removes a query from the auto-refresh queue in response to a request from the Oracle Names control program.

Action: None

NNO-00628: setting maximum reforward per query to *number*

Cause: An informational message written to the log file when the server changes its maximum-reforward count in response to a request from the Oracle Names control program.

Action: None

NNO-00629: warning: invalid forwarder list, no default forwarders loaded

Cause: The server's configuration contains an invalid forwarder description list.

Action: An internal error not normally visible to the user. Contact Worldwide Customer Support.

NNO-00630: setting request-processing delay to *number* seconds

Cause: An informational message written to the log file when the server sets an artificial request-processing delay in response to a request from the Oracle Names control program.

Action: None

NNO-00631: warning: forwarder *number* has invalid name "*string*", forwarder ignored

Cause: The server's configuration contains a forwarder description with an invalid server name.

Action: An internal error not normally visible to the user. Contact Worldwide Customer Support.

NNO-00632: warning: forwarder *number* has missing address, forwarder ignored

Cause: The server's configuration contains a forwarder description with a missing address.

Action: An internal error not normally visible to the user. Contact Worldwide Customer Support.

NNO-00633: detected fatal delegation loop involving server "*string*"

Cause: the server detected a fatal delegation loop while forwarding a request. A loop occurs when the server's topology data indicates that it should forward a request to itself. The server immediately shuts down in response to this error.

Action: An internal error not normally visible to the user. For further details, turn on tracing and restart the server. If the error persists, contact Worldwide Customer Support.

NNO-00634: received authoritative name "*string*" when we are its authority

Cause: a server "X" received authoritative data from another server "Y" when server "X" is also authoritative for the data. Such situations should never arise because if server "X" is authoritative for the requested data, it should never forward the request to another server.

Action: An internal error not normally visible to the user. For further details, turn on tracing and restart the server. If the error persists, contact Worldwide Customer Support.

NNO-00635: warning: ignoring duplicate forwarder "*string*"

Cause: The server's default forwarder list contains a duplicate server. The duplicate is ignored and the server continues running.

Action: An internal error not normally visible to the user. Contact Worldwide Customer Support.

NNO-00700: warning: cannot checkpoint the cache, trying again in *number* seconds

Cause: The server was unable to perform its normal periodic cache checkpointing, typically because the cache checkpoint file could not be written. The cache checkpoint file name appears as an informational message during server startup.

Action: Check to see that the server has permission to write the cache checkpoint file, and that there is sufficient disk space for the file to be written.

NNO-00701: warning: cannot construct checkpoint file name, checkpointing disabled

Cause: the server could not construct a system-dependent file name.

Action: An internal error not normally visible to the user. For further details, turn on tracing and restart the server. If the error persists, contact Worldwide Customer Support.

NNO-00702: cache checkpointing disabled

Cause: An informational message written to the log file when the server disables cache checkpointing in response to a request from the Oracle Names control program.

Action: None

NNO-00703: checkpoint interval changed to *number* seconds

Cause: An informational message written to the log file when the server changes its cache checkpoint interval in response to a request from the Oracle Names control program.

Action: None

NNO-00705: warning: cannot open checkpoint file "*string*", checkpointing disabled

Cause: the server was unable to open the named checkpoint file for writing. This problem is typically due to the file system's protection settings. The error is not fatal; it simply means the server will not checkpoint its cache.

Action: Check to see that the server has permission to write the file named in the error message.

NNO-00706: overriding next cache checkpoint, checking in *number* seconds

Cause: An informational message written to the log file when the server checkpoints its cache in response to a request from the Oracle Names control program.

Action: None

NNO-00707: server's cache will be flushed in *number* seconds

Cause: An informational message written to the log file when the server flushes its cache in response to a request from the Oracle Names control program.

Action: None

NNO-00708: cache flush countdown aborted

Cause: An informational message written to the log file whenever the Oracle Names control program halts a cache flush request previously sent to the server

Action: None

NNO-00709: failed delete of cache checkpoint file "*string*", cache flush may not work

Cause: the server attempted to flush its cache, which also deletes the cache checkpoint file. The file deletion failed, although the rest of the cache flush succeeded. Succeeding errors describe the reason for the deletion failure.

Action: This error typically occurs when two cache-flush operations are issued in succession without an intervening cache checkpoint operation (which would recreate the file). The first deletes the cache file, the second attempts to do so, but fails since the file has already been deleted. In such cases, the message is harmless and can be ignored. If, however, the error occurs because the server lacks permission to delete the file, then you must change the file system permissions so the server is allowed to delete the file.

NNO-00710: server's cache will be dumped to the trace file in *number* seconds

Cause: An informational message written to the log file when the server dumps its cache to the trace file in response to a request from the Oracle Names control program.

Action: None

NNO-00711: cache dump countdown aborted

Cause: An informational message written to the log file whenever the Oracle Names control program halts a cache dump request previously sent to the server

Action: None

NNO-00712: warning: group *string* cache checkpoint failed

Cause: The server was unable to perform its normal periodic cache checkpointing, typically because the cache checkpoint file could not be written. The cache checkpoint file name appears as an informational message during server startup.

Action: Check to see that the server has permission to write the cache checkpoint file, and that there is sufficient disk space for the file to be written.

NNO-00800: Error: cannot read version from config database

Cause: The query for the region database version failed. The database may be shut down, or the tables may not exist in the schema specified in names.ora.

Action: Correct any access problems accordingly.

NNO-00801: Error: OCI_SUCCESS_WITH_INFO: *string*

Cause: Diagnostic information was returned from OCI during region database access.

Action: None

NNO-00802: Error: OCI_NEED_DATA

Cause: The server did not provide sufficient data to the OCI interface while accessing the region database.

Action: An internal error not normally visible to the user. Contact Worldwide Customer Support.

NNO-00803: Error: OCI_INVALID_HANDLE

Cause: The server called OCI with an invalid handle while accessing the region database.

Action: An internal error not normally visible to the user. Contact Worldwide Customer Support.

NNO-00804: Error: OCI_STILL_EXECUTE

Cause: An OCI operation between the server and the database is still in progress.

Action: None

NNO-00805: Error: OCI_CONTINUE

Cause: Not possible.

Action: None

NNO-00806: Error: OCI_ERROR: *string*

Cause: An OCI occurred accessing the region database. More specific details will be written to the log file.

Action: Find the appropriate entry in the log file and correct the cause of the failure if possible. Otherwise contact Worldwide Customer Support.

NNO-00807: End of Fetch: OCI_NO_DATA

Cause: All rows have been returned from the region table.

Action: None

NNO-00808: Error connecting to region database

Cause: Not possible.

Action: None

NNO-00809: Unknown OCI error: *number*

Cause: Not possible.

Action: None

NNO-00850: Error: LDAP query returns *string*

Cause: The LDAP API returned an error. More specific details will be written to the log file.

Action: Find the appropriate entry in the log file and correct the cause of the failure if possible. Otherwise contact Worldwide Customer Support.

NNO-00851: LDAP open/bind failed: error = *number*

Cause: the server failed to connect to the LDAP directory.

Action: Find the cause of the error and correct it and restart the server.

NNO-00852: failed to get LDAP entry: error = *number*

Cause: the server could not retrieve query entries from the LDAP API.

Action: Find the cause of the error and correct it and restart the server.

NNO-00853: failed to get LDAP attribute/value: error = *number*


Cause: the server failed to connect to the LDAP directory.

Action: Find the cause of the error and correct it and restart the server.

NNO-00854: error unbinding LDAP: error = *number*

Cause: the server failed to connect to the LDAP directory.

Action: Find the cause of the error and correct it and restart the server.



NPL-00100 to NPL-00420

NPL-00100: cannot initialize ASN.1 context

Cause: The ASN.1 program interface could not be initialized, probably because its error message file could not be found.

Action: Check that SQL*Net has been installed properly and that all message files are in their proper locations.

NPL-00101: uninitialized ASN.1 context

Cause: The ASN.1 program interface received an uninitialized ASN.1 handle.

Action: Not normally visible to the user. For further details, turn on tracing and re-execute the failing operation. If the error persists, contact Worldwide Customer Support.

NPL-00102: missing stream functions in ASN.1 context initialization

Cause: An internal function improperly attempted to initialize an ASN.1 handle.

Action: Not normally visible to the user. For further details, turn on tracing and re-execute the failing operation. If the error persists, contact Worldwide Customer Support.

NPL-00103: unusable ASN.1 context

Cause: The ASN.1 program interface received an unusable ASN.1 handle.

Action: Not normally visible to the user. For further details, turn on tracing and re-execute the failing operation. If the error persists, contact Worldwide Customer Support.

NPL-00300: maximum ASN.1 element nesting depth *string* exceeded on read

Cause: An ASN.1 construct is too complex for the program interface to read.

Action: Not normally visible to the user. For further details, turn on tracing and re-execute the failing operation. If the error persists, contact Worldwide Customer Support.

NPL-00301: maximum ASN.1 element nesting depth *string* exceeded on write

Cause: An ASN.1 construct is too complex for the program interface to write.

Action: Not normally visible to the user. For further details, turn on tracing and re-execute the failing operation. If the error persists, contact Worldwide Customer Support.

NPL-00302: ASN.1 type tag is greater than maximum of 16383

Cause: An internal function attempted to create an illegal ASN.1 construct

Action: Not normally visible to the user. For further details, turn on tracing and re-execute the failing operation. If the error persists, contact Worldwide Customer Support.

NPL-00303: uninitialized ASN.1 class attribute

Cause: An internal function attempted to create an illegal ASN.1 construct

Action: Not normally visible to the user. For further details, turn on tracing and re-execute the failing operation. If the error persists, contact Worldwide Customer Support.

NPL-00304: uninitialized ASN.1 tag attribute

Cause: An internal function attempted to create an illegal ASN.1 construct

Action: Not normally visible to the user. For further details, turn on tracing and re-execute the failing operation. If the error persists, contact Worldwide Customer Support.

NPL-00305: unsupported ASN.1 "UNIV" type *string*

Cause: An internal function attempted to create an illegal ASN.1 construct

Action: Not normally visible to the user. For further details, turn on tracing and re-execute the failing operation. If the error persists, contact Worldwide Customer Support.

NPL-00307: ASN.1 sequence has already been ended on write

Cause: An internal function attempted to end an ASN.1 construct prematurely.

Action: Not normally visible to the user. For further details, turn on tracing and re-execute the failing operation. If the error persists, contact Worldwide Customer Support.

NPL-00308: requested ASN.1 class *string* does not match received class *string*

Cause: An internal function requested an ASN.1 construct different from that received by the ASN.1 protocol engine.

Action: Not normally visible to the user. For further details, turn on tracing and re-execute the failing operation. If the error persists, contact Worldwide Customer Support.

NPL-00309: requested ASN.1 type tag *string* does not match received type tag *string*

Cause: An internal function requested an ASN.1 construct different from that received by the ASN.1 protocol engine.

Action: Not normally visible to the user. For further details, turn on tracing and re-execute the failing operation. If the error persists, contact Worldwide Customer Support.

NPL-00310: ASN.1 sequence has already been ended on read

Cause: An internal function attempted to finish reading an ASN.1 construct which has already been completely read.

Action: Not normally visible to the user. For further details, turn on tracing and re-execute the failing operation. If the error persists, contact Worldwide Customer Support.

NPL-00311: cannot end constructed ASN.1 encoding, *string* encoding octets unread

Cause: An internal function attempted to finish reading an ASN.1 construct prematurely.

Action: Not normally visible to the user. For further details, turn on tracing and re-execute the failing operation. If the error persists, contact Worldwide Customer Support.

NPL-00312: attempt to put ASN.1 "UNIV" type with illegal tag *string*

Cause: An internal function attempted to create an illegal ASN.1 construct.

Action: Not normally visible to the user. For further details, turn on tracing and re-execute the failing operation. If the error persists, contact Worldwide Customer Support.

NPL-00313: requested form *string* does not match actual form *string*

Cause: An internal function received an ASN.1 construct different from that expected.

Action: Not normally visible to the user. For further details, turn on tracing and re-execute the failing operation. If the error persists, contact Worldwide Customer Support.

NPL-00410: incoming ASN.1 value too large (*string* octets) to store locally

Cause: The ASN.1 protocol engine was unable to translate an ASN.1 construct to its host representation because the construct was too big.

Action: Not normally visible to the user. For further details, turn on tracing and re-execute the failing operation. If the error persists, contact Worldwide Customer Support.

NPL-00411: incoming ASN.1 NULL encoding has nonzero length of *string*

Cause: The ASN.1 protocol engine received a corrupted ASN.1 construct.

Action: Not normally visible to the user. For further details, turn on tracing and re-execute the failing operation. If the error persists, contact Worldwide Customer Support.

NPL-00412: incoming ASN.1 BOOLEAN encoding has incorrect length of *string*

Cause: The ASN.1 protocol engine received a corrupted ASN.1 construct.

Action: Not normally visible to the user. For further details, turn on tracing and re-execute the failing operation. If the error persists, contact Worldwide Customer Support.

NPL-00413: incoming ASN.1 encoding has length *string*, maximum allowed is *string*

Cause: The ASN.1 protocol engine received an ASN.1 construct too large for it to process.

Action: Not normally visible to the user. For further details, turn on tracing and re-execute the failing operation. If the error persists, contact Worldwide Customer Support.

NPL-00414: incoming ASN.1 type tag is greater than maximum of 16383

Cause: The ASN.1 protocol engine received an illegal ASN.1 construct.

Action: Not normally visible to the user. For further details, turn on tracing and re-execute the failing operation. If the error persists, contact Worldwide Customer Support.

NPL-00415: received unsupported ASN.1 INDEFINITE-LENGTH encoding

Cause: The ASN.1 protocol engine received an ASN.1 encoding which it could not process because its implementation does not support it.

Action: Not normally visible to the user. For further details, turn on tracing and re-execute the failing operation. If the error persists, contact Worldwide Customer Support.

NPL-00416: received illegal ASN.1 encoding length of *string*

Cause: The ASN.1 protocol engine received a corrupted ASN.1 construct.

Action: Not normally visible to the user. For further details, turn on tracing and re-execute the failing operation. If the error persists, contact Worldwide Customer Support.

NPL-00417: received ASN.1 length octet count greater than maximum of *string*

Cause: The ASN.1 protocol engine received an ASN.1 encoding which it could not process because its implementation does not support it..

Action: Not normally visible to the user. For further details, turn on tracing and re-execute the failing operation. If the error persists, contact Worldwide Customer Support.

NPL-00418: received malformed ASN.1 object identifier

Cause: The ASN.1 protocol engine received a corrupted ASN.1 construct.

Action: Not normally visible to the user. For further details, turn on tracing and re-execute the failing operation. If the error persists, contact Worldwide Customer Support.

NPL-00419: received ASN.1 object identifier with sub-identifier that is too large

Cause: The ASN.1 protocol engine received an ASN.1 encoding which it could not process because its implementation does not support it.

Action: Not normally visible to the user. For further details, turn on tracing and re-execute the failing operation. If the error persists, contact Worldwide Customer Support.

NPL-00420: received ASN.1 object identifier with more than 256 sub-identifiers

Cause: The ASN.1 protocol engine received an ASN.1 encoding which it could not process because its implementation does not support it.

Action: Not normally visible to the user. For further details, turn on tracing and re-execute the failing operation. If the error persists, contact Worldwide Customer Support.

NZE-28750 to NZE-29249

NZE-28750: unknown error

Cause: An Oracle Security Server error of an unspecified type occurred.

Action: Enable tracing to determine the exact cause of this error. Contact Oracle customer support if needed.

NZE-28751: memory allocation failure

Cause: The allocation of memory failed due to insufficient system memory.

Action: Terminate other processes to free up memory or add memory to the system.

NZE-28752: data source initialization failure

Cause: A data source failed to initialize. Frequently, this error is caused by insufficient system resources.

Action: Enable tracing to determine the exact cause of this error. Contact Oracle customer support if needed.

NZE-28753: failure to terminate use of data source

Cause: The system failed to terminate its use of a data source. This error may have been caused by memory or disk corruption, among other things.

Action: Enable tracing to determine the exact cause of this error. Contact Oracle customer support if needed.

NZE-28755: object retrieval failure

Cause: The system failed to retrieve information from a file or a database.

Action: Check if the data source exists, or check to ensure that the correct information exists.

NZE-28756: callback failure to allocate memory

Cause: A function supplied by the caller failed to allocate memory. This error could have been caused by system memory exhaustion.

Action: Terminate other processes to free up memory or add memory to the system.

NZE-28757: system attempt to allocate 0 bytes of memory

Cause: The system attempted to allocate 0 bytes of memory because there was no available memory left to allocate. This error could have been caused by insufficient system memory.

Action: Terminate other processes to free up memory or add memory to the system.

NZE-28758: memory release failure

Cause: The release of a memory fragment failed. This may be due to memory corruption either within the application or in the Oracle Security Server library.

Action: Enable tracing to determine the exact cause of this error. Contact Oracle customer support if needed.

NZE-28759: failure to open file

Cause: The system could not open the specified file.

Action: Enable tracing to determine the exact cause of this error. Contact Oracle customer support if needed.

NZE-28763: Invalid parameter type found in configuration file.

Cause: A parameter in the sqlnet.ora file may have been specified incorrectly.

Action: Check the sqlnet.ora file for this parameter value.

NZE-28764: failure to retrieve a configuration parameter

Cause: The system failed to retrieve a configuration parameter from the sqlnet.ora file. This error may have occurred because a necessary configuration parameter was not specified in the sqlnet.ora file.

Action: Supply the needed configuration parameter in the sqlnet.ora file.

NZE-28766: failure to terminate use of data source

Cause: The system failed to terminate its use of a data source. This error may have been caused by memory or disk corruption, or a system error.

Action: Enable tracing to determine the exact cause of this error. Contact Oracle customer support if needed.

NZE-28767: invalid version number

Cause: Version number of the wallet was incorrect. A corrupt wallet or an incompatible wallet was provided.

Action: Ensure that proper wallet is being used.

NZE-28768: bad magic number

Cause: An invalid magic number was specified in a data file. This could have been caused by a corrupted disk or by some other process overwriting the file.

Action: Enable tracing to determine the exact cause of this error. Contact Oracle customer support if needed.

NZE-28769: Specified method does not exist.

Cause: The data access method that was specified in the configuration file is not supported.

Action: Specify a supported method. Consult the Oracle Security Server documentation to determine the supported types.

NZE-28770: Data source is already initialized.

Cause: The caller attempted to initialize a data source which was already initialized.

Action: This is a programming error. An application should not attempt to initialize a data source more than once.

NZE-28771: Data source is not yet initialized.

Cause: The caller attempted to use a data source which had not yet been initialized.

Action: This is a programming error. The application must always initialize the data source before it can be used.

NZE-28773: failure to write magic and version numbers

Cause: Both the magic and version numbers failed to write. This usually occurs because of insufficient disk space.

Action: Delete unnecessary files to free up disk space or add disk space to the system.

NZE-28774: file cannot write to disk

Cause: The output of a file failed. This error usually occurs because of insufficient disk space.

Action: Delete unnecessary files to free up disk space or add disk space to the system.

NZE-28775: file cannot close

Cause: Failed to close a file which is used by a data access method. This error usually indicates memory corruption or a system error.

Action: Enable tracing to determine the exact cause of this error. Contact Oracle customer support if needed.

NZE-28776: Output buffer supplied is too small.

Cause: The data returned by a function was too large for the supplied buffer.

Action: Call the routine again with a larger buffer.

NZE-28777: binding creation failure

Cause: Failed to create a binding for use in the parsing of a parameter value. This error can be caused by the parameter value being in an incorrect format, such as a right parenthesis was not supplied where expected, or due to insufficient system memory.

Action: Make sure that the parameter is specified in the correct format. If the format is correct, free up system memory by terminating processes or adding more memory.

NZE-28778: Configuration parameter is not specified in the proper format.

Cause: The configuration parameter was not specified in the proper format.

Action: Consult the Oracle Security Server documentation for a description of the proper format for this parameter.

NZE-28779: no data access method specified in parameter

Cause: No method for data access was specified in the parameter value.

Action: Specify a method for data access in the parameter. Consult the Oracle Security Server documentation for the supported data access methods for this data type.

NZE-28780: invalid data access method specified by the parameter

Cause: The data access method specified by the parameter value is not supported.

Action: Specify a supported data access method. Consult the Oracle Security Server documentation for the supported data access methods for this data data type.

NZE-28781: No data for the access method is specified in the parameter.

Cause: No data was specified in the parameter for use with the specified access method.

Action: Consult the Oracle Security Server documentation for the data that must be specified for the access method.

NZE-28782: data source is not allocated

Cause: No memory was allocated for a data source.

Action: Ensure that the application calls in the data source initialization function.

NZE-28783: invalid parameter

Cause: There was no match for the parameter name that was used in the configuration file.

Action: Check your sqlnet.ora file for the correct parameter name.

NZE-28784: file name translation failure

Cause: The translation of a file name from Oracle format to native format has failed.

Action: Specify a correct file name. Consult your Oracle documentation for the correct file name format.

NZE-28785: parameter does not exist

Cause: A necessary configuration parameter was not found in the parameter file.

Action: Supply the required parameter.

NZE-28786: decryption of encrypted private key failure

Cause: An incorrect password was used to decrypt an encrypted private key.

Action: Enter the correct password.

NZE-28787: private key encryption failure

Cause: This may have been caused by an error in the mkwallet parameter of the sqlnet.ora file.

Action: Enable tracing to determine the exact cause of this error. Contact Oracle customer support if needed.

NZE-28788: user provided invalid information, or an unknown error

Cause: User may have responded to a prompt with unexpected input, or an unknown error occurred.

Action: Enter correct input, or enable tracing to check the trace file for errors.

NZE-28790: NLS string open failure

Cause: The opening of a string for use by the NLS subsystem failed.

Action: Enable tracing to determine the exact cause of this error. Contact Oracle customer support if needed.

NZE-28791: certificate verification failure

Cause: Verification of the certificate, which the user supplied, failed.

Action: Enable tracing to determine the exact cause of this error. Contact Oracle customer support if needed.

NZE-28794: data type attribute did not initialize

Cause: The initialization of the attribute data type failed. This error may be due to insufficient system resources.

Action: Enable tracing to determine the exact cause of this error. Contact Oracle customer support if needed.

NZE-28795: data type attribute did not terminate

Cause: The termination of the use of the attribute data type subsystem failed.

Action: Enable tracing to determine the exact cause of this error. Contact Oracle customer support if needed.

NZE-28796: access method is not supported

Cause: The method specified to access data is not supported.

Action: Use a supported access method. Consult your Oracle documentation to determine which access methods are supported.

NZE-28797: invalid key data type

Cause: The type specified for a key is not supported.

Action: Correct the key type. Consult your Oracle documentation to determine which key types are supported.

NZE-28800: data source failed to open

Cause: A data source (a file or a database) failed to open.

Action: Enable tracing to determine the exact cause of this error. Contact Oracle customer support if needed.

NZE-28802: invalid mode or data source in configuration file

Cause: An invalid mode or data source has been specified in the configuration file (sqlnet.ora).

Action: Check the method parameter in the sqlnet.ora file. If the parameter value is correct, then enable tracing to determine the exact error.

NZE-28803: I/O operation failure

Cause: The system or application failed to access a data source (file or database).

Action: Enable tracing to determine the exact cause of this error. Contact Oracle customer support if needed.

NZE-28804: Data source cannot close.

Cause: The data source, which could be either a file or a database, failed to close.

Action: Enable tracing to determine the exact cause of this error. Contact Oracle customer support if needed.

NZE-28805: Cannot retrieve information from the data source.

Cause: The system or application failed to retrieve information from the data source (file or database).

Action: Enable tracing to determine the exact cause of this error. Contact Oracle customer support if needed.

NZE-28806: Cannot write to the data source.

Cause: The system or application failed to write to the data source (file or database).

Action: Enable tracing to determine the exact cause of this error. Contact Oracle customer support if needed.

NZE-28807: Cannot update the data source.

Cause: The system or application failed to update the data source (file or database).

Action: Enable tracing to determine the exact cause of this error. Contact Oracle customer support if needed.

NZE-28808: Cannot retrieve method information from the configuration file.

Cause: The system or application failed to retrieve method information from the sqlnet.ora configuration file.

Action: Check the method configuration parameters in the sqlnet.ora file. If the method configuration parameters are correct, then enable tracing to determine the exact error.

NZE-28809: Cannot delete information from the data source.

Cause: The system or application failed to delete information from the data source (file or database).

Action: Enable tracing to determine the exact cause of this error. Contact Oracle customer support if needed.

NZE-28810: Cannot create key descriptor.

Cause: The system failed to create a key descriptor.

Action: Enable tracing to determine the exact cause of this error. Contact Oracle customer support if needed.

NZE-28814: Cannot convert a number in Oracle format to native format.

Cause: Failed to convert a number from Oracle format to native format.

Action: This is an internal programming exception. Enable tracing to try and reproduce the problem. Contact Oracle customer support and supply the trace file.

NZE-28815: Cannot convert a number in native format to Oracle format.

Cause: Failed to convert a number from native format to Oracle portable format failed.

Action: This is an internal programming exception. Enable tracing to try and reproduce the problem. Contact Oracle customer support and supply the trace file.

NZE-28818: No package context provided.

Cause: The context that holds the state of the security package was not passed to a function or procedure that was expecting it.

Action: This is an internal error. Enable tracing to find more information. Contact Oracle customer support if needed.

NZE-28836: Wallet is not open.

Cause: The wallet to be used has not yet been opened.

Action: Call the function that opens the wallet.

NZE-28840: Wallet is already open.

Cause: An attempt was made to open a wallet that was already open.

Action: This is a programming error. A wallet should only be opened once.

NZE-28841: Operation is not supported.

Cause: An attempt was made to perform an operation that is not supported.

Action: This is a programming error. Please refer to Oracle documentation to determine which operations are supported.

NZE-28842: Incorrect file permissions

Cause: The subject file did not have the correct permissions for the operation.

Action: Ensure that the file permissions allow the current operation.

NZE-28843: Operating system error while creating/opening file

Cause: An operating system dependent error occurred while trying to create/ open the file or while trying to set the appropriate permissions on the file.

Action: Enable tracing to determine the exact cause of this error. Contact Oracle customer support if needed.

NZE-28844: No wallet present

Cause: There was no wallet in the location specified.

Action: Check to ensure that the wallet is in the correct directory location.

NZE-28845: No certificate

Cause: Either there is no certificate or the system cannot find it.

Action: Check to ensure that the certificate is in the specified wallet.

NZE-28846: No private key

Cause: Either there is no private key or the system cannot find it.

Action: Check to ensure that the private key is in the specified wallet.

NZE-28847: No clear private key file

Cause: Failed to retrieve private key from SSO wallet

Action: Enable tracing to determine the exact cause of this error. Contact Oracle customer support if needed.

NZE-28848: No encrypted private key file

Cause: Failed to retrieve private key from the wallet

Action: Enable tracing to determine the exact cause of this error. Contact Oracle customer support if needed.

NZE-28849: No Trustpoints

Cause: The wallet does not have any trusted certificates

Action: Ensure that the wallet/keystore has trusted certificates.

NZE-28853: Initialization failure

Cause: Either initialization or module loading has failed.

Action: Enable tracing to determine the exact cause of this error. Contact Oracle customer support if needed.

NZE-28854: Memory allocation failure

Cause: The allocation of memory failed due to insufficient system memory.

Action: Terminate other processes to free up memory or add memory to the system.

NZE-28855: Unsupported SSL operation

Cause: An unsupported operation was attempted, for example, an attempt was made to select a mode of operation that is not allowed.

Action: Refer to the SSL chapter in the product's documentation.

NZE-28857: Unknown SSL error

Cause: An unknown SSL error occurred.

Action: Enable tracing to determine the exact cause of this error. Contact Oracle customer support if needed.

NZE-28858: SSL protocol error

Cause: An error occurred while negotiating the SSL handshake between two processes.

Action: Enable tracing to determine the exact cause of this error. Contact Oracle customer support if needed.

NZE-28859: SSL negotiation failure

Cause: An error occurred during negotiation between two processes as part of the SSL protocol. This error will occur if the two sides to the connection do not support a common cipher suite.

Action: Configure each process so they support a common cipher suite. Then attempt the connection again. If error occurs again, enable tracing and retry the connection. Then contact Oracle customer support with the trace output.

NZE-28860: Fatal SSL error

Cause: An error occurred during the SSL connection to the peer. It is likely that this side sent data which the peer rejected.

Action: Enable tracing to determine the exact cause of this error. Contact Oracle customer support if needed.

NZE-28861: SSL connection would block

Cause: This error is informational. It should never be communicated to the user.

Action: Enable tracing and retry the connection to determine the exact cause of the error. Contact Oracle customer support if needed.

NZE-28862: SSL connection failed

Cause: This error occurred because the peer closed the connection.

Action: Enable tracing on both sides and examine the trace output. Contact Oracle Customer support with the trace output.

NZE-28863: SSL session not found

Cause: This error is informational. It indicates that a specified session does not exist.

Action: Enable tracing and attempt the connection again. Contact Oracle customer support with the trace output.

NZE-28864: SSL connection closed gracefully

Cause: This error is informational. It indicates that the connection closed without error.

Action: This error is not normally visible to the user. Enable tracing and retry the connection. If the error persists, contact Oracle customer support.

NZE-28865: SSL connection closed

Cause: The SSL connection closed because of an error in the underlying transport or because the peer process quit unexpectedly.

Action: Enable tracing and retry the connection. The trace output should indicate how the failure occurred.

NZE-28866: Invalid peer certificate encoding

Cause: A field from a certificate in the peer's certificate chain could not be recognized.

Action: Refer to Oracle Wallet Manager documentation to find out how to obtain the peer's certificate. Then contact Oracle customer support with the peer's certificate chain.

NZE-28867: Integer value is too big.

Cause: The certificate presented had an integer field whose value was too large.

Action: Refer to Oracle Wallet Manager documentation to find out how to obtain the peer's certificate. Then contact Oracle customer support with the peer's certificate chain.

NZE-28868: Peer certificate chain check failed.

Cause: The check of the certificate list presented by the peer failed. Possible causes include: 1. the expiration of one of the certificates; 2. a certificate authority in a certificate was not recognized as a trust point; 3. the signature in a certificate could not be verified.

Action: Refer to Oracle Wallet Manager documentation to find out how to open your wallet and ensure that: 1. all of the certificates installed in your wallet are current 2. a certificate authority's certificate from your peer's certificate chain is added as a trusted certificate in your wallet

NZE-28869: Peer's certificate is expired.

Cause: The certificate being used to authenticate a client or server has expired.

Action: Obtain a new certificate, which is unexpired, and attempt the connection again.

NZE-28870: Name comparison failure

Cause: A comparison of the names contained in two certificates failed.

Action: This error is not normally visible to the user. Enable tracing and retry the connection. If the error persists, contact Oracle customer support.

NZE-28871: Peer certificate chain is incomplete.

Cause: The peer certificate chain presented was incomplete because it did not end with a self-signed root certificate.

Action: Refer to Oracle Wallet Manager documentation to find out how to open your wallet and ensure that: 1. the certificate authority's root certificate is self-signed. 2. a certificate authority's certificate from your peer's certificate chain is added as a trusted certificate in your wallet

NZE-28872: Invalid peer certificate format

Cause: The peer certificate does not conform to the X.509v3 standard.

Action: Refer to Oracle Wallet Manager documentation to find out how to get the peer certificate. Then contact Oracle customer support with the peer's certificate.

NZE-28874: SSL: I/O closed - override goodbye kiss

Cause: This error is informational. It indicates that the connection closed without error.

Action: This error is not normally visible to the user. Enable tracing and retry the connection. If the error persists, contact Oracle customer support.

NZE-28875: SSL: use server-gated cryptographic suites

Cause: This is used as a internal status indicator and not really an error.

Action: This message is not normally visible to the user. Enable tracing and retry the connection. If the error persists, contact Oracle customer support.

NZE-28884: invalid cipher suite

Cause: An invalid cipher suite string has been specified in the product's configuration file.

Action: Refer to the product documentation for information about supported cipher suites.

NZE-28885: No certificate with the required key usage found.

Cause: Certificate not created with the appropriate X509v3 key usage extension.

Action: Refer to Oracle Wallet Manager documentation to find out the supported key usages.

NZE-28890: Entrust Login Failed

Cause: An application failed to log in to an Entrust Profile. Possible causes include: 1. Entrust Admin/Authority was not online. 2. Invalid password for Entrust profile was specified. 3. Invalid path to Entrust profile was specified 4. Invalid Entrust initialization file was specified. 5. Entrust Server Login program was not executed (server-side only).

Action: Make sure that: 1. Entrust Authority is online; 2. Password for Entrust profile is specified correctly; 3. Path to Entrust profile is specified correctly; 4. A valid Entrust initialization file is provided; 5. Entrust Server Login program is run before the database startup. For more information, enable tracing and examine the trace output to get exact the Entrust failure codes.

NZE-29000: Certificate not installed

Cause: Trying to delete a certificate which has not been installed.

Action: Refer to the Oracle Wallet Manager documentation for information about delete option.

NZE-29002: SSL transport detected invalid or obsolete server certificate.

Cause: The client detected a mismatch between the server's distinguished name specified on the server's certificate and the server's SID or service name.

Action: Refer to the SSL chapter in Oracle Advanced Security Administrator's Guide for information about enabling server distinguished name matching. Contact your administrator to perform the appropriate action.

NZE-29003: SSL transport detected mismatched server certificate.

Cause: The client detected a mismatch between the server's distinguished name specified on the server's certificate and the server's SID or service name.

Action: Refer to the SSL chapter in Oracle Advanced Security Administrator's Guide for information about enabling server distinguished name matching. Contact your administrator to perform the appropriate action.

NZE-29005: The certificate is invalid.

Cause: The peer certificate encoding is invalid when using SSL 2.0.

Action: Refer to Oracle Wallet Manager documentation to find out how to obtain the peer's certificate. Then contact Oracle customer support with the peer's certificate chain.

NZE-29006: The certificate request message is invalid when using SSL 2.0.

Cause: There is an error processing the SSL 2.0 REQUEST-CERTIFICATE message.

Action: Enable tracing and attempt the connection again. Contact Oracle customer support with the trace output.

NZE-29007: Bad Clear Key Length when using SSL 2.0

Cause: The clear key length of an SSL 2.0 Client Master key handshake message is invalid.

Action: Enable tracing and attempt the connection again. Contact Oracle customer support with the trace output.

NZE-29008: Bad DH Param key length

Cause: The length of the Diffie-Hellman params exceeds export restrictions.

Action: Enable tracing and attempt the connection again. Contact Oracle customer support with the trace output.

NZE-29009: Bad encrypted key length when using SSL 2.0

Cause: The encrypted key length of an SSL 2.0 Client Master key handshake message is invalid.

Action: Enable tracing and attempt the connection again. Contact Oracle customer support with the trace output.

NZE-29010: Export key length does not meet export restrictions.

Cause: The server sent a ServerKeyExchange message with an export key which does not meet export restrictions. For RSA, the export key must be exactly 512 bits.

Action: Obtain a certificate with the appropriate key length.

NZE-29011: Finished message is incorrect.

Cause: The FINISHED message data verification failed.

Action: Enable tracing and attempt the connection again. Contact Oracle customer support with the trace output.

NZE-29012: Bad key argument length when using SSL 2.0

Cause: The key argument length of an SSL 2.0 Client Master Key handshake message is invalid.

Action: Enable tracing and attempt the connection again. Contact Oracle customer support with the trace output.

NZE-29013: SSL MAC verification failure

Cause: Verification of SSL Record MAC failed.

Action: Enable tracing and attempt the connection again. Contact Oracle customer support with the trace output.

NZE-29014: Maximum fragment length extension is incorrect.

Cause: The maximum fragment length extension specified is incorrect.

Action: Enable tracing and attempt the connection again. Contact Oracle customer support with the trace output.

NZE-29015: incorrect message length

Cause: The message length is not correct.

Action: Enable tracing and attempt the connection again. Contact Oracle customer support with the trace output.

NZE-29016: inadequate PKCS1 message padding

Cause: The message was not properly padded before encryption.

Action: Enable tracing and attempt the connection again. Contact Oracle customer support with the trace output.

NZE-29017: The premaster secret length is incorrect.

Cause: The premaster secret sent by the peer has an incorrect length.

Action: Enable tracing and attempt the connection again. Contact Oracle customer support with the trace output.

NZE-29018: The premaster secret contains an incorrect version number.

Cause: The premaster secret must contain the same version number as the ClientHello. The version sent by the client was incorrect.

Action: Enable tracing and attempt the connection again. Contact Oracle customer support with the trace output.

NZE-29019: The protocol version is incorrect.

Cause: There is a protocol version mismatch between the two peers.

Action: Specify the correct protocol version in the product's configuration file.

NZE-29020: The handshake record length is too long.

Cause: The handshake record length exceeds the maximum that is allowed by the SSL specification.

Action: Enable tracing and attempt the connection again. Contact Oracle customer support with the trace output.

NZE-29021: Secret key length is incorrect when using SSL 2.0.

Cause: The length of the decrypted ENCRYPTED-KEY is incorrect.

Action: Enable tracing and attempt the connection again. Contact Oracle customer support with the trace output.

NZE-29022: Operation is being attempted on the wrong side of the client/server connection.

Cause: The SSL network layer has detected that the operation has been attempted on the wrong side of the client/server connection.

Action: Select the protocol side (of this protocol) to be the same as the one selected with a previous protocol.

NZE-29023: The buffers are not empty.

Cause: Trying to free buffers that are not empty.

Action: Enable tracing and attempt the connection again. Contact Oracle customer support with the trace output.

NZE-29024: Certificate validation failure

Cause: The certificate sent by the other side could not be validated. This may occur if the certificate has expired, has been revoked, or is invalid for another reason.

Action: Check the certificate to determine whether it is valid. Obtain a new certificate, alert the sender that the certificate has failed, or resend.

NZE-29025: Error found in certificate check callback.

Cause: The application callback failed during additional certificate validation. Additional checks include CRL validation and extension checking.

Action: Enable tracing and attempt the connection again. Contact Oracle customer support with the trace output.

NZE-29026: Decryption failure

Cause: SSL record decryption failed.

Action: Enable tracing and attempt the connection again. Contact Oracle customer support with the trace output.

NZE-29027: Error in entropy collection

Cause: The internal entropy collection failed to generate enough seed data.

Action: Enable tracing and attempt the connection again. Contact Oracle customer support with the trace output.

NZE-29028: Server verification failure when using SSL 2.0

Cause: Processing of an SSL 2.0 SERVER-VERIFY message failed.

Action: Enable tracing and attempt the connection again. Contact Oracle customer support with the trace output.

NZE-29029: SSL handshake already completed

Cause: The system is trying to initiate a handshake when it has already been completed.

Action: Enable tracing and attempt the connection again. Contact Oracle customer support with the trace output.

NZE-29030: SSL handshake is requested.

Cause: The peer sends this message if it wishes to renegotiate. The application can either proceed with the renegotiation or reject the request.

Action: This is not an error. To find out more details enable tracing and retry the connection. Contact Oracle customer support with the trace output.

NZE-29031: SSL handshake is required.

Cause: Renegotiation cannot proceed before the SSL handshake is completed.

Action: Enable tracing and attempt the connection again. Contact Oracle customer support with the trace output.

NZE-29032: The given identity is not complete.

Cause: The certificate list does not contain both private key and certificate.

Action: Enable tracing and attempt the connection again. Contact Oracle customer support with the trace output.

NZE-29034: Correct cipher suite or client authentication is needed.

Cause: Before installing a private key, a cipher suite or client authentication suite using the same key exchange algorithm must be installed first. This has not been done.

Action: Install a cipher suite or client authentication suite that uses the same key exchange algorithm as the private key before re-installing the private key.

NZE-29036: This feature is not supported

Cause: Operation is not supported by the current connection parameters.

Action: Check the Oracle documentation to determine the appropriate connection parameters required for this operation.

NZE-29037: No certificate is present

Cause: The other client or server sent a certificate message that contained no certificates.

Action: Check the other side (client or server) to ensure they have appropriate credentials.

NZE-29038: There are no matching certificates.

Cause: The other client or server sent a certificate message that contained a certificate which was not signed by a trusted certificate authority (CA).

Action: Check to ensure that the other client or server sends a certificate which is signed by a CA that is in your trusted list. Or, include the CA certificate for the other client or server's certificate as a trustpoint in your wallet.

NZE-29039: There are no matching cipher suites.

Cause: Neither end of the handshake can agree on a cipher suite.

Action: Check to ensure that both sides of the handshake select cipher suites that are supported.

NZE-29040: There are no supported cipher suites.

Cause: This end of the handshake cannot support any cipher suites. This connection and the peer have some matching cipher suites, however, these cipher suites cannot be negotiated because they cannot be supported by the connection.

Action: Check to ensure that both sides of the handshake select cipher suites that are supported by the connection. Refer to Oracle documentation for supported cipher suites.

NZE-29043: Read is required.

Cause: Renegotiation with the peer has not yet started. There is application data which must be processed before the handshake can proceed.

Action: Enable tracing and attempt the connection again. Contact Oracle customer support with the trace output.

NZE-29044: Renegotiation has already been requested.

Cause: Renegotiation has already been requested.

Action: Enable tracing and attempt the connection again. Contact Oracle customer support with the trace output.

NZE-29045: Renegotiation request has been refused.

Cause: A renegotiated handshake has been refused by the peer.

Action: Enable tracing and attempt the connection again. Contact Oracle customer support with the trace output.

NZE-29046: Session is resumable.

Cause: Server is trying to resume a session with different session parameters.

Action: Server should resume the session with the correct session parameters.

NZE-29047: Mismatch in Transport Layer Security extension

Cause: Neither side can agree on a TLS extension.

Action: Enable tracing and attempt the connection again. Contact Oracle customer support with the trace output.

NZE-29048: Unexpected message received.

Cause: An unexpected message has been received.

Action: Enable tracing and attempt the connection again. Contact Oracle customer support with the trace output.

NZE-29049: Unknown record

Cause: The record type is unknown.

Action: Enable tracing and attempt the connection again. Contact Oracle customer support with the trace output.

NZE-29050: Installed client authentication mode is not supported.

Cause: The enabled client authentication mode(s) cannot be used within the selected cipher suite.

Action: Enable a client authentication mode that can be used within the selected cipher suite.

NZE-29051: The given public key type is not supported.

Cause: The public key in the first certificate is not supported.

Action: Check to ensure that the certificate complies with the X.509v3 standard.

NZE-29052: Write buffer is not empty.

Cause: There is an attempt to free a write buffer that is not empty.

Action: Enable tracing and attempt the connection again. Contact Oracle customer support with the trace output.

NZE-29084: The parameter specified is illegal.

Cause: The parameter is not correct. For example, it could be bad input, or an invalid message.

Action: Enable tracing and attempt the connection again. Contact Oracle customer support with the trace output.

NZE-29095: Index is not correct.

Cause: The instance identified by the index parameter doesn't exist.

Action: Enable tracing and attempt the connection again. Contact Oracle customer support with the trace output.

NZE-29096: The given length is incorrect.

Cause: The specified length is too small or is invalid.

Action: Enable tracing and attempt the connection again. Contact Oracle customer support with the trace output.

NZE-29100: Cannot create local key ID.

Cause: Creation of local key identifier for the certificate or the private key failed.

Action: Enable tracing and attempt the connection again. Contact Oracle customer support with the trace output.

NZE-29101: Cannot add private key bag.

Cause: The private key could not be added to the PKCS#12 object. Possible reasons are: (i) A required parameter is NULL (ii) The PKCS#12 construct is not supported (iii) An ASN.1 encoding error occurred in the certificate.

Action: Enable tracing and attempt the connection again. Contact Oracle customer support with the trace output.

NZE-29102: Cannot add certificate bag.

Cause: Creation of certificate bag failed. The application could have run out of memory.

Action: Enable tracing and attempt the connection again. Contact Oracle customer support with the trace output.

NZE-29103: Cannot create PKCS #12 wallet.

Cause: Creation of PKCS#12 wallet failed possibly due to memory allocation failure.

Action: Enable tracing to determine the exact cause of this error. Contact Oracle customer support if needed.

NZE-29104: Cannot add certificate request.

Cause: Adding certificate request to the PKCS#12 wallet failed.

Action: Enable tracing to determine the exact cause of this error. Contact Oracle customer support if needed.

NZE-29105: Cannot export PKCS #12 wallet.

Cause: A required parameter is NULL or the PKCS#12 construct is not supported.

Action: Enable tracing and attempt the connection again. Contact Oracle customer support with the trace output.

NZE-29106: Cannot import PKCS #12 wallet.

Cause: A required parameter is NULL or the BER-encoding is malformed.

Action: Enable tracing and attempt the connection again. Contact Oracle customer support with the trace output.

NZE-29107: Cannot create PKCS #12 wallet.

Cause: PKCS#12 wallet creation failed. The application may have run out of memory.

Action: Enable tracing to determine the exact cause of this error. Contact Oracle customer support if needed.

NZE-29108: Cannot initialize random object.

Cause: The random object could not be initialized or seeded. Either memory allocation has failed or the pseudo random number generator module has not been installed.

Action: Enable tracing and attempt the connection again. Contact Oracle customer support with the trace output.

NZE-29109: Cannot create private key object.

Cause: The private key object could not be created. Memory allocation may have failed.

Action: Enable tracing and attempt the connection again. Contact Oracle customer support with the trace output.

NZE-29110: Invalid PKCS #12 bag type

Cause: The PKCS #12 bag type is invalid. Either one of the required parameters is NULL or the requested OID is not in the list.

Action: Enable tracing and attempt the connection again. Contact Oracle customer support with the trace output.

NZE-29111: Invalid index

Cause: The index passed for getting the bag type is less than 1.

Action: Check to ensure that the index is greater than 1.

NZE-29112: Cannot access attributes from a PKCS #12 certificate bag.

Cause: The certificate cannot be accessed. One of the required parameters is probably NULL, or the index specified by the application does not contain a certbag, or the certificate could be malformed.

Action: Enable tracing and attempt the connection again. Contact Oracle customer support with the trace output.

NZE-29113: Cannot access attributes from a PKCS #12 key bag.

Cause: Retrieval of the private key failed. One of the required parameters is probably NULL or the index specified by the application does not contain a key bag.

Action: Enable tracing and attempt the connection again. Contact Oracle customer support with the trace output.

NZE-29114: Cannot import private key.

Cause: The private key could not be imported. One of the required parameters could be NULL or the encoded private key could be malformed.

Action: Enable tracing to determine the exact cause of this error. Contact Oracle customer support if needed.

NZE-29115: Cannot export private key.

Cause: The private key could not be exported. Either the application ran out of memory or the key type is not valid.

Action: Enable tracing to determine the exact cause of this error. Contact Oracle customer support if needed.

NZE-29116: Cannot get PKCS #12 attributes.

Cause: Retrieval of an attribute failed. One of the required parameters could be NULL.

Action: Enable tracing to determine the exact cause of this error. Contact Oracle customer support if needed.

NZE-29117: Cannot add PKCS #12 attributes.

Cause: Could not add an attribute. The attribute parameter could be NULL.

Action: Enable tracing to determine the exact cause of this error. Contact Oracle customer support if needed.

NZE-29118: Cannot create PKCS #12 attributes.

Cause: Creation of the attributes failed, possibly due to a memory allocation error.

Action: Enable tracing to determine the exact cause of this error. Contact Oracle customer support if needed.

NZE-29119: Cannot import certificate.

Cause: The certificate cannot be imported. One of the required parameters could be NULL or the certificate has an invalid X.509 BER or DER encoding.

Action: Enable tracing to determine the exact cause of this error. Contact Oracle customer support if needed.

NZE-29120: Cannot export certificate.

Cause: The certificate cannot be exported. One of the required parameters could be NULL.

Action: Enable tracing to determine the exact cause of this error. Contact Oracle customer support if needed.

NZE-29122: could not add pkcs11 info to the pkcs12 wallet

Cause: Failed while adding pkcs11 information into a pkcs12 wallet.

Action: Enable tracing to determine the exact cause of this error. Contact Oracle customer support if needed.

NZE-29123: could not get pkcs11 info from the pkcs12 wallet

Cause: An error was encountered while retrieving pkcs11 information from the wallet.

Action: Enable tracing to determine the exact cause of this error. Contact Oracle customer support if needed.

NZE-29124: pkcs11 library name already set

Cause: pkcs11 library information was already set in the wallet.

Action: Use a different wallet that does not have this information. If issue persists, enable tracing to determine the exact cause of the error. Contact Oracle customer support if needed.

NZE-29125: pkcs11 token label already set

Cause: pkcs11 token label information was already set in the wallet.

Action: Use a different wallet that does not have this information. If issue persists, enable tracing to determine the exact cause of the error. Contact Oracle customer support if needed.

NZE-29126: pkcs11 token passphrase already set

Cause: The pkcs11 token passphrase can be set only once in the wallet.

Action: Use a different wallet that does not have this information. If issue persists, enable tracing to determine the exact cause of the error. Contact Oracle customer support if needed.

NZE-29127: unknown pkcs11 information

Cause: An unknown pkcs11 information type was encountered. The wallet may have been corrupted due to a system error or memory corruption.

Action: Enable tracing and retry the failed operation. Contact Oracle customer support with the trace output.

NZE-29128: pkcs11 library name not set

Cause: The wallet does not have pkcs11 library information.

Action: Ensure that the wallet was created with valid library location or update the wallet with this information.

NZE-29129: pkcs11 token label not set

Cause: The wallet does not have pkcs11 token label information.

Action: Ensure that the wallet was created with valid token label information or update the wallet with this information.

NZE-29130: pkcs11 token passphrase not set

Cause: The wallet does not have pkcs11 token passphrase.

Action: Ensure that the wallet was created with valid token passphrase information or update the wallet with this information.

NZE-29131: pkcs11 certificate label already set in wallet

Cause: The pkcs11 certificate label was already set in the wallet.

Action: Use an empty wallet (created with orapki).

NZE-29135: Seed generation for Random Number Generator failed.

Cause: Generation of seed for random number generator failed.

Action: Enable tracing and attempt the connection again. Contact Oracle customer support with the trace output.

NZE-29136: The allocated buffer is too small.

Cause: The output buffer is too small.

Action: Enable tracing and attempt the connection again. Contact Oracle customer support with the trace output.

NZE-29137: The global context is incorrect.

Cause: The global context is incorrectly configured or invalid.

Action: Enable tracing and attempt the connection again. Contact Oracle customer support with the trace output.

NZE-29140: Cannot create certificate object.

Cause: Creation of the certificate object failed. The application could have run out of memory.

Action: Enable tracing and attempt the connection again. Contact Oracle customer support with the trace output.

NZE-29141: Cannot import in the der format.

Cause: Cannot import the certificate into the certificate object. The reason could be a malformed certificate.

Action: Enable tracing and attempt the connection again. Contact Oracle customer support with the trace output.

NZE-29150: DES self-test failure

Cause: DES power up self-test has failed.

Action: Enable tracing and attempt the connection again. Contact Oracle customer support with the trace output.

NZE-29151: 3DES self-test failure

Cause: 3DES power up self-test has failed.

Action: Enable tracing and attempt the connection again. Contact Oracle customer support with the trace output.

NZE-29152: SHA-1 self-test failure

Cause: The SHA-1 power up self-test has failed.

Action: Enable tracing and attempt the connection again. Contact Oracle customer support with the trace output.

NZE-29153: RSA self-test failure

Cause: The RSA power up self-test has failed.

Action: Enable tracing and attempt the connection again. Contact Oracle customer support with the trace output.

NZE-29154: deterministic RNG self-test failure

Cause: The deterministic Random Number Generator power up self-test has failed.

Action: Enable tracing and attempt the connection again. Contact Oracle customer support with the trace output.

NZE-29155: continuous key pair consistency check self-test failure

Cause: The public-private key pair check test failed.

Action: Enable tracing and attempt the connection again. Contact Oracle customer support with the trace output.

NZE-29156: conditional RNG self-test failure

Cause: Continuous Random Number Generator test, which is needed in FIPS mode, has failed.

Action: Enable tracing and attempt the connection again. Contact Oracle customer support with the trace output.

NZE-29157: Unable to build an absolute path to the library.

Cause: Not able to construct an absolute path to the location of the library.

Action: Enable tracing and attempt the connection again. Contact Oracle customer support with the trace output.

NZE-29158: Unable to open library.

Cause: Opening of the library failed.

Action: Check to ensure that the library is present in the location specified, and that it has the appropriate file permissions.

NZE-29159: Unable to read library.

Cause: Not able to read the library on which the DAC check has to be performed. Read call failed.

Action: Check if the library has the appropriate file permissions.

NZE-29160: NZ library being used is different.

Cause: The NZ library being used at runtime is not the same one on which the digest was computed for the software integrity check.

Action: Check to ensure that the library being used is the same as the one on which the digest was pre-computed.

NZE-29161: software integrity self-test failure

Cause: The software integrity check test on the NZ shared library has failed.

Action: Check to ensure that the library being used is the same as the one on which the digest was pre-computed.

NZE-29162: Non-FIPS cipher suites being used in FIPS mode.

Cause: The cipher suite being used does not contain FIPS-approved algorithms.

Action: Use cipher suites that contain FIPS-approved algorithms.

NZE-29163: Third party PKI vendor is not supported in FIPS mode.

Cause: Third party PKI vendors like Entrust and MCS are not supported in FIPS mode.

Action: Use only Oracle PKI when running in FIPS mode.

NZE-29164: External PKCS #12 wallet is not supported in FIPS mode.

Cause: PKCS #12 wallets created using third party software cannot be used in FIPS mode.

Action: Use only PKCS #12 wallets created by Oracle Wallet Manager when running in FIPS mode.

NZE-29166: Bad key size in FIPS mode.

Cause: User attempted to use a key size that is not allowed in FIPS mode

Action: Ensure that the key size meets FIPS usage requirement. For example, RSA key modulus cannot be less than 1024 bits in FIPS mode.

NZE-29176: CRL signature verification failed

Cause: A CRL is verified before being used. CRL signature cannot be verified.

Action: Get a new CRL from CA

NZE-29177: certificate serial number is not in CRL

Cause: Cert is not revoked

Action: n/a

NZE-29178: certificate serial number is in CRL

Cause: Cert has been revoked

Action: Reject the certificate

NZE-29179: certificate validation check failed

Cause: Could not complete checking certificate status with a CRL.

Action: Enable tracing to find more information on this error. Contact Oracle customer support if needed.

NZE-29180: Unsupported validation protocol

Cause: The certificate validation protocol is not supported

Action: Make sure a supported certificate validation protocol is specified

NZE-29181: ldap_open failed

Cause: Could not connect to the LDAP server

Action: Ensure that correct LDAP information was provided. Enable tracing to find more information. Contact Oracle customer support if needed.

NZE-29182: ldap_bind failed

Cause: Could not log in to the LDAP server

Action: Ensure that correct LDAP credentials were provided. Enable tracing to find more information. Contact Oracle customer support if needed.

NZE-29183: ldap_search failed

Cause: Failed to complete search operation in LDAP server

Action: Enable tracing to find more information on this error. Contact Oracle customer support if needed.

NZE-29184: ldap_result failed

Cause: Failed to retrieve results from LDAP operation

Action: Enable tracing to find more information on this error. Contact Oracle customer support if needed.

NZE-29185: ldap_first_attribute failed

Cause: Could not get the first attribute from LDAP entry.

Action: Enable tracing to find more information on this error. Contact Oracle customer support if needed.

NZE-29186: ldap_get_values_len failed

Cause: Failed to retrieve attribute values from LDAP entry

Action: Enable tracing to find more information on this error. Contact Oracle customer support if needed.

NZE-29187: unsupported validation mechanism

Cause: The validation mechanism specified in OID is not supported

Action: Make sure a supported validation mechanism is set in OID

NZE-29188: ldap_count_entries failed

Cause: Failed to get count of entries from a search result chain.

Action: Enable tracing to find more information on this error. Contact Oracle customer support if needed.

NZE-29189: No entry found in OID

Cause: CRL not found in OID

Action: Upload the CRL to OID

NZE-29190: Multiple entries in OID

Cause: For a given issuer name there should be only one CRL in OID

Action: Make sure there is only one CRL for a given issuer name in OID

NZE-29191: OID connection information not set

Cause: To connect to OID the connection information must be available

Action: Set the OID connection information.

NZE-29192: Validation mechanism not set in OID

Cause: The validation mechanism to be used is not set in OID

Action: Set validation mechanism to be used in OID at cn=ValidationMechanism, cn=Validation, cn=PKI, cn=Products, cn=OracleContext

NZE-29193: no CRL found using CRLDP mechanism

Cause: A CRL could not be fetched using CRL Distribution point (CRLDP)

Action: Contact the CA

NZE-29194: no CRL found in cache

Cause: CRL not in cache

Action: n/a

NZE-29195: CRL is expired

Cause: CRL nextUpdate time is in the past

Action: Get a new CRL from the CA

NZE-29222: Distinguished name does not match.

Cause: Distinguished name (DN) on certificate doesn't match user.

Action: Create the global user in the database with the DN that matches with the one in the user certificate on the client side.

NZE-29223: Cannot create certificate chain.

Cause: Unable to create a certificate chain with the existing trust points for the certificate that is to be installed.

Action: Install the trust point that signed the certificate.

NZE-29224: Cannot locate matching certificate request.

Cause: No matching certificate request for the certificate was found.

Action: Install the correct certificate.

NZE-29225: Certificate already installed.

Cause: Attempting to install a certificate into a persona which already has it.

Action: Do not install the certificate.

NZE-29226: No matching private key found.

Cause: Could not locate a matching private key in the persona for the given certificate (public key).

Action: n/a

NZE-29227: Certificate is expired.

Cause: Certificate is no longer valid..

Action: Obtain another certificate or renew this certificate.

NZE-29228: Cannot calculate the number of bytes for output.

Cause: The cryptographic engine is confused about the algorithm.

Action: Check the parameters being used with the cryptographic functions.

NZE-29229: the magic number found in the header does not match expected

Cause: The input TDU has either been corrupted or is not being used correctly.

Action: Check that the TDU is being used from the beginning. If possible, compare the size of the TDU upon generation to the size being used.

NZE-29230: the header length is not sufficient for message header

Cause: The input TDU has either been corrupted or it is not being used correctly.

Action: Check that the TDU is being used from the beginning. If possible, compare the size of the TDU upon generation to the size being used.

NZE-29231: the cryptographic engine failed to initialize

Cause: During initialization of the cryptographic engine, some failure occurred. Possible causes include running out of memory and trying to seed the random number generator.

Action: Make sure the executable has been linked with compatible library versions, and that you are not running out of swap space.

NZE-29232: the cryptographic engine key initialization failed

Cause: During initialization of a key for cryptography, some failure occurred. This includes running out of memory and passing illegal arguments.

Action: Make sure the executable has been linked with compatible library versions, and that the correct parameters are being used for the cryptographic functions.

NZE-29233: the key object could not be encoded

Cause: The key object may be corrupted or may be an unsupported type.

Action: Check the key object being passed to the encoding routine.

NZE-29234: a key object was not extracted from encoding

Cause: The encoding may be corrupted or may not be a key object at all.

Action: Check the encoding and parameters passed to decoding routine.

NZE-29235: the key information could not be retrieved

Cause: The key may be corrupted or may be an unsupported type.

Action: Check the parameters being used with the cryptographic functions.

NZE-29236: the random number generator will not accept seed

Cause: The cryptographic engine may have run out of memory.

Action: Make sure the executable has been linked with compatible library versions.

NZE-29237: the cryptographic engine could not finish the algorithm

Cause: The cryptographic engine does not have enough information to correctly finish applying the algorithm.

Action: Check the parameters being used with the cryptographic functions.

NZE-29238: the cryptographic engine could not apply the algorithm

Cause: The cryptographic engine does not have enough information to correctly apply the algorithm.

Action: Check the parameters being used with the cryptographic functions.

NZE-29239: the cryptographic engine could not initialize the algorithm

Cause: The cryptographic engine does not have enough information to correctly initialize the algorithm.

Action: Check the parameters being used with the cryptographic functions.

NZE-29240: the cryptographic engine does not recognize the algorithm

Cause: The application may be passing wrong parameters.

Action: Check the parameters being used with the cryptographic functions.

NZE-29241: a buffer block needs more space but its length is fixed

Cause: The application has preallocated an output buffer that is too short for the operation and has specified that the buffer should not grow as needed.

Action: Either preallocate a larger buffer or allow the toolkit to grow the output buffer as needed.

NZE-29242: the asymmetric key is too short to be used with the data.

Cause: An asymmetric key must be at least 11 bytes longer than the data it is being used to encrypt.

Action: Use an asymmetric key with more bits or break the data into smaller pieces.

NZE-29243: the toolkit does not recognize the type of key being used

Cause: The application may be passing wrong parameters.

Action: Check the parameters being used with the toolkit functions.

NZE-29245: the toolkit does not recognize the function being used

Cause: The application is probably passing the wrong parameters.

Action: Check the parameters being used with the toolkit functions.

NZE-29246: the toolkit could not parse the tdu

Cause: The TDU could be corrupted.

Action: Check the parameters being used with the toolkit functions.

NZE-29247: an unopen toolkit object was used before it was opened

Cause: Some toolkit objects must be opened before they can be used.

Action: Check the parameters being used with the toolkit functions.

NZE-29248: an unrecognized WRL was used to open a wallet


Cause: WRL's have a specific set of types and must be formatted correctly.

Action: Check the parameters being used with the toolkit functions.

NZE-29249: an unrecognized state was passed to a cryptographic function

Cause: The application is probably passing the wrong parameters.

Action: Check the parameters being used with the toolkit functions.



NZE-43000 to NZE-43084

NZE-43000: pkcs11 library not found

Cause: The PKCS11 library could not be found.

Action: Make sure that the pkcs11 library is at the location specified in the wallet.

NZE-43001: pkcs11 token not found

Cause: The PKCS11 token could not be found.

Action: Make sure that a token with correct label is present in slot.

NZE-43002: pkcs11 passphrase is wrong

Cause: The PKCS11 passphrase is wrong.

Action: Make sure that the token passphrase specified is correct.

NZE-43005: pkcs11: No tokens present

Cause: a token is not present in the slot

Action: Place a pkcs11 token in the slot

NZE-43011: pkcs11: Token login failed

Cause: To login to the pkcs11 token a correct passphrase is needed

Action: Check the token passphrase.

NZE-43014: pkcs11: finding private key on token error

Cause: error occurred while finding private key on token

Action: Make sure the private key corresponding to the certificate in wallet is on the token. Check trace message

NZE-43015: pkcs11: key pair gen error

Cause: error occurred while generating key pair using HSM

Action: Check trace message

NZE-43017: pkcs11: No certificate found on the smart card/HSM

Cause: No certificate was found on the smart card/HSM.

Action: Follow smart card/HSM vendor documentation to populate the smart card/HSM with certificate.

NZE-43018: pkcs11: No user certificate found on the smart card/HSM

Cause: No user certificate was found on the smart card/HSM.

Action: Follow smart card/HSM vendor documentation to populate the smart card/HSM with certificate and private key.

NZE-43019: pkcs11: No certificate found on smart card/HSM label with given cert label

Cause: There were no certificate labels on the smart card/HSM that matched the certificate label specified in the wallet.

Action: Follow smart card/HSM vendor documentation to set certificate label in smart card/HSM.

NZE-43020: pkcs11: Multiple certificates found on smart card/HSM with given cert label

Cause: Certificates with identical labels were found in the smart card/HSM.

Action: Follow smart card/HSM vendor documentation to assign unique certificate labels to certificates.

NZE-43021: pkcs11: Certificate with given cert label is not a user cert

Cause: The certificate with the specified certificate label did not have a matching private key in the smart card/HSM.

Action: Follow smart card/HSM vendor instructions to create credentials (certificate/private key) in smart card/HSM.

NZE-43084: Certificate is using forbidden or unsupported signature algorithm.

Cause: Certificate may be using MD2 or MD5 signature algorithm.

Action: Review wallet content and remove or replace certificates using obsolete algorithms.

O2F-00301 to O2F-00341

O2F-00301: Error attempting to read from the INTYPE file

Cause: An operating system error occurred while attempting to read from the INTYPE file.

Action: Try opening the INTYPE file with an editor to make sure you are able to access the file.

O2F-00302: Unable to allocate memory

Cause: OTT was unable to allocate memory.

Action: Contact ORACLE customer support.

O2F-00303: No INTYPE file was specified

Cause: The required option INTYPE was not specified.

Action: Set the INTYPE option to the name of the file containing names of types for OTT to translate. The INTYPE option may be specified on the command line or in a CONFIG file.

O2F-00304: Invalid filename for the INTYPE file

Cause: The filename specified for the INTYPE file is not syntactically correct.

Action: Make sure you spelled the filename of the INTYPE file correctly.

O2F-00305: Error opening the INTYPE file for reading

Cause: An operating system error occurred while attempting to open the INTYPE file.

Action: Make sure you spelled the filename of the INTYPE file correctly. Try opening the INTYPE file with an editor to make sure you have access to the file.

O2F-00306: Unable to close the INTYPE file

Cause: An operating system error occurred while attempting to close the INTYPE file.

Action: Try opening the INTYPE file with an editor to make sure you are able to access the file.

O2F-00307: Unable to read the INTYPE file

Cause: The first token of the INTYPE file was not read. Either an operating system error occurred while attempting to read from the INTYPE file, or all lines of the INTYPE file are blank lines or comment lines.

Action: Try opening the INTYPE file with an editor to make sure you are able to access the file. Make sure the INTYPE file contains one or more type specifications.

O2F-00308: No type specifications were seen in the INTYPE file

Cause: Either there are no type specifications in the INTYPE file, or the first type specification could not be read due to a previously reported error.

Action: Fix any previously reported errors. Make sure there are one or more type specifications in the INTYPE file.

O2F-00309: Name of user-defined type is illegal or missing

Cause: The name of a user-defined type is expected following the keyword TYPE at the beginning of a type specification. No legal type name was seen.

Action: Make sure that the type specification is syntactically correct, and that the type name is spelled correctly.

O2F-00310: Illegal or missing identifier name

Cause: A legal C or C++ identifier was expected following AS, but was not seen.

Action: Use a legal C or C++ identifier, consisting of letters, digits, and underscores not beginning with a digit.

O2F-00311: Illegal or missing file name

Cause: A legal file name was expected, but was not seen.

Action: Make sure your TYPE file syntax is correct. Use a correct file name.

O2F-00312: Illegal or missing type version string

Cause: A type version name was expected, but was not seen.

Action: Make sure your TYPE file syntax is correct. Use a correct version name.

O2F-00313: Illegal or missing attribute name

Cause: An attribute name was expected in the INTYPE file, but was not seen.

Action: Make sure your TYPE file syntax is correct. Use a correct attribute name.

O2F-00314: AS expected but not seen in the INTYPE file

Cause: Incorrect syntax in the INTYPE file.

Action: Make sure your TYPE file syntax is correct.

O2F-00315: An attribute of a type is listed twice in a type specification

Cause: An attribute of a user-defined type is listed twice in a type specification in the INTYPE file. The second occurrence is ignored.

Action: Remove one of the two occurrences of the attribute.

O2F-00316: An unexpected token was seen at the end of a type specification

Cause: There is a syntax error in the INTYPE file.

Action: Check your documentation to make sure the type specifications in the INTYPE file are syntactically correct. Check your documentation to make sure the type specifications

O2F-00317: Error opening the ERRTYPE file for writing

Cause: An operating system error occurred while attempting to open the ERRTYPE file for writing.

Action: Make sure you spelled the ERRTYPE filename correctly. Try creating or modifying the ERRTYPE file to make sure you have write access to the file.

O2F-00318: Error writing to the OUTTYPE file

Cause: An operating system error occurred when attempting to write to the OUTTYPE file.

Action: Make sure you have operating system permission to write to the file. Also, make sure disk space is available.

O2F-00319: No OUTTYPE file specified

Cause: The required option OUTTYPE was not specified.

Action: Set the OUTTYPE option to the name of the file to which the TYPE file produced by OTT should be written. The OUTTYPE option may be specified on the command line or in a CONFIG file.

O2F-00320: Invalid filename for the OUTTYPE file

Cause: The filename specified for the OUTTYPE file is not syntactically correct.

Action: Make sure you spelled the filename of the OUTTYPE file correctly.

O2F-00321: Error opening the OUTTYPE file for writing

Cause: An operating system error occurred while attempting to open the OUTTYPE file.

Action: Make sure you spelled the filename of the OUTTYPE file correctly. Make sure you have operating system permission to open the the file.

O2F-00322: Unable to close the OUTTYPE file

Cause: An operating system error occurred while attempting to close the OUTTYPE file.

Action: Try opening the OUTTYPE file with an editor to make sure you are able to access the file.

O2F-00323: Internal error in OTT facility O2F

Cause: An internal OTT error occurred in the O2F component of OTT.

Action: Contact ORACLE customer support.

O2F-00324: Unable to convert from the database character set to the compiler character set

Cause: The name of a type, attribute, or method cannot be converted from the client character set in effect when OTT was invoked to the compiler character set (typically ASCII or EBCDIC).

Action: A name is translated first from the database character set to the client character set, and then from the client character set to the compiler character set. The client character set is specified in a platform-dependent manner (On UNIX platforms, the client character set is specified by setting the NLS_LANG environment variable). Use a client character set that can be translated to the compiler character set. The compiler character set itself is one such character set. Specify synonyms in the INTYPE file for any names of database objects that cannot be successfully translated to the client character set.

O2F-00325: None of the characters in a name were legal identifier characters

Cause: None of the characters in the name of a database entity could be translated to a character that may begin a C or C++ identifier, such as a letter or an underscore.

Action: Specify an explicit translation for the name in the INTYPE file.

O2F-00326: Some characters in this name were not legal identifier characters

Cause: One or more characters in the name of a database entity could not be translated to a character that may appear in a C or C++ identifier, such as a letter, an underscore, or a digit. The characters that could not be translated were replaced with underscores.

Action: Make sure that the name is spelled correctly, and that it is terminated by a blank, the end of a line, or an equals sign ("="). You may use the translated name with added underscores, or you may specify an explicit translation for the name in the INTYPE file.

O2F-00327: CASE option has an illegal value

Cause: The value given for the CASE option in the INTYPE file is not legal.

Action: Change the value given for the CASE option to one of the following legal values: SAME, LOWER, UPPER, or OPPOSITE.

O2F-00328: Illegal INITFUNC name

Cause: The function name given for the INITFUNC option in the INTYPE file is not a legal C or C++ identifier.

Action: Specify the name of the INITFUNC function as a legal C or C++ identifier. This name can be given in the INTYPE file, given on the command line, or derived from the INITFILE name.

O2F-00329: Type or option specification expected

Cause: A type or option specification was expected in the INTYPE file, but was not seen.

Action: Check the INTYPE file for syntax errors. Supply a type or option specification. A type specification begins with the word TYPE. An option specification begins with the word CASE, INITFILE, or INITFUNC.

O2F-00330: Name exceeds 265 bytes in length

Cause: A name seen in the INTYPE file exceeds 265 bytes in length.

Action: Choose a shorter name.

O2F-00331: A syntactically illegal name was seen in the INTYPE file

Cause: A syntax error occurred in a name used in the INTYPE file.

Action: If the name is quoted, make sure that the quotes are at the beginning and at the end of the name. If a period (which separates a schema name from a type name) appears, make sure that the schema name and the type name are both present.

O2F-00332: A database link may not appear in the name of a user-defined type

Cause: A database link was seen in the name of a user-defined type. This feature is not yet supported.

Action: Declare the user-defined type in the database to which OTT connects.

O2F-00333: An unexpected token appeared where a keyword was expected in the INTYPE file

Cause: A keyword such as TYPE was expected in the INTYPE file, but an incorrect or misspelled keyword was seen.

Action: Verify that your TYPE specification obeys the syntax described in your documentation. Verify that your keyword is spelled correctly.

O2F-00334: A user-defined type is listed more than once in the INTYPE file

Cause: The same name of a user-defined type appears in more than one type specification. The duplicate specifications of the type name will be ignored.

Action: Put all of the information about the type, including all type name and attribute name translations, in a single TYPE specification, and eliminate the duplicate TYPE specifications.

O2F-00335: Internal error in O2F component of OTT

Cause: A request was made that all types in the database schema are to database.

Action: List the types to be processed in an INTYPE file. Contact ORACLE customer support.

O2F-00336: Error reported by subsystem:\n

Cause: A request was made to generate declarations for all the types in a database schema. An error occurred in a subsystem when accessing the database.

Action: Examine the error message reported by the subsystem to determine its cause. List the types to be processed in an INTYPE file.

O2F-00337: Schema not found, or no types found in schema

Cause: A request was made to generate declarations for all the types in a database schema. Either the schema was not found, no user-declared types were found in the schema, or unable to connect to Oracle.

Action: Ensure that a login/password string was specified for OTT and that the Oracle database can be accessed with it. Ensure that the USER_TYPES table contains at least one row.

O2F-00338: Illegal or missing package name

Cause: A legal Java package name was expected following IN or PACKAGE or IN PACKAGE, but was not seen.

Action: Use a legal Java package name.

O2F-00339: CODE option has an illegal value

Cause: The value given for the CODE option in the INTYPE file is not legal.

Action: Change the value given for the CODE option to one of the following legal values: C, ANSI_C, KR_C, JAVA, NATIVE_JAVA, ORACLE_JAVA.

O2F-00340: Name was null


Cause: A name had a length of 0 characters.

Action: This error should never be reported to the user. Contact ORACLE customer support.

O2F-00341: An error occurred for which no message is available

Cause: The cause of this error was not reported.

Action: Contact ORACLE customer support.



O2I-00101 to O2I-00133

O2I-00101: Invalid value for the USERID parameter

Cause: The value supplied for the USERID parameter is not a legal *username/password[@databasename]* string.

Action: Set the USERID option to the correct *username/password* or *username/password@databasename* combination to use when connecting to the database. If you have an OPS\$ account, you may instead omit the USERID option, in which case OTT will attempt to connect to the database using the userid OPS\$*username*. The USERID option may be specified on the command line or in a CONFIG file.

O2I-00102: Unable to connect to Oracle

Cause: OTT could not connect to Oracle with the username, password, and, if applicable, database link that was supplied. Either the USERID option value was incorrect, or, if the USERID was not supplied, the userid OPS\$*username* was not accepted.

Action: Check that the username and password are current and correct. Run another program that connects to Oracle to verify that you can connect using that username and password.

O2I-00103: Two file names refer to the same HFILE file in the INTYPE file

Cause: Two different file names have been used in the INTYPE file to refer to the same HFILE file, or different file names have been used to refer to the same HFILE file on the command line and in the INTYPE file.

Action: Consistently refer to each HFILE file using the same file name.

O2I-00110: Internal error in OTT component O2I

Cause: An internal OTT error occurred in the O2I component of OTT.

Action: Contact ORACLE customer support.

O2I-00111: Unable to allocate memory

Cause: OTT was unable to allocate memory.

Action: Contact ORACLE customer support.

O2I-00112: Unable to write to the HFILE file

Cause: An operating system error occurred when attempting to write to the HFILE file.

Action: Make sure you have operating system permission to write to the file. Also, make sure disk space is available.

O2I-00113: No HFILE specified

Cause: The HFILE file to which C declarations generated by OTT are written was not specified.

Action: Specify the global HFILE option on the command line or in a CONFIG file. You may choose a different HFILE for a particular type by specifying a different HFILE in the INTYPE file entry describing the type. If every INTYPE file entry specifies an HFILE, and if none of the types in the HFILE require declarations of types not mentioned there, the global HFILE option may be omitted. An INTYPE file generated by a previous invocation of OTT satisfies these conditions.

O2I-00114: Invalid HFILE file name

Cause: An HFILE file name was specified that is not syntactically correct.

Action: Make sure the HFILE filename is spelled correctly.

O2I-00115: Error opening the HFILE file

Cause: An operating system error occurred while attempting to open the HFILE file for writing.

Action: Make sure the HFILE filename is spelled correctly. Try creating or modifying the HFILE to make sure you have write access to the file.

O2I-00116: Unable to close the HFILE file

Cause: An operating system error occurred while attempting to close the HFILE file.

Action: Try creating or modifying the HFILE file to make sure you are able to access the file.

O2I-00117: Internal error: No message file for component O2U

Cause: The message file for the internal OTT component O2U was not found. OTT may not be correctly installed.

Action: Contact ORACLE customer support.

O2I-00118: This user-defined type was not found in the database

Cause: A user-defined type specified in the INTYPE file was not found in the database.

Action: Make sure the name of the type is spelled correctly. Make sure the type is actually declared in the database.

O2I-00119: Warning reported by subsystem:\n

Cause: A subsystem invoked by OTT reported a warning. This warning immediately follows the "Warning reported by subsystem" message.

Action: Examine the warning reported by the subsystem to determine its cause.

O2I-00120: Error reported by subsystem:\n

Cause: A subsystem invoked by OTT reported an error. This error immediately follows the "Error reported by subsystem" message.

Action: Examine the error message reported by the subsystem to determine its cause.

O2I-00121: No value was specified for the CODE option

Cause: The required CODE option was not specified on the command line or in a configuration file.

Action: Specify the CODE option on the command line or in a configuration file. Currently, the following values of the CODE option are supported: CODE=ANSI_C, CODE=KR_C, CODE=C

O2I-00122: Invalid filename for the INITFILE file

Cause: The filename specified for the INITFILE file is not syntactically correct.

Action: Make sure the filename of the INITFILE file is spelled correctly.

O2I-00123: Unable to close the INITFILE file

Cause: An operating system error occurred while attempting to close the INITFILE file.

Action: Try opening the INITFILE file with an editor to make sure the file can be accessed.

O2I-00124: Error opening the INITFILE file for writing

Cause: An operating system error occurred while attempting to open the INITFILE file for writing.

Action: Make sure the INITFILE filename is spelled correctly. Try creating or modifying the INITFILE file to make sure you have write access to the file.

O2I-00125: Error writing to the INITFILE file

Cause: An operating system error occurred when attempting to write to the INITFILE file.

Action: Make sure you have operating system permission to write to the file. Also, make sure disk space is available.

O2I-00126: You must specify an INTYPE file with SCHEMA_NAMES=FROM_INTYPE

Cause: The option SCHEMA_NAMES=FROM_INTYPE requests that schema names be written to the OUTTYPE file as given in the INTYPE file. However, an INTYPE file was not specified.

Action: Either supply the name of an INTYPE file, or specify the SCHEMA_NAMES option ALWAYS or IF_NEEDED.

O2I-00127: Illegal INITFUNC name

Cause: The name of the INITFUNC function is not a legal C or C++ identifier.

Action: Specify the name of the INITFUNC function as a legal C or C++ identifier. This name may be given in the INTYPE file, given on the command line, or derived from the INITFILE name.

O2I-00128: Unable to write to the Java file

Cause: An operating system error occurred when attempting to write to a Java source file.

Action: Make sure you have operating system permission to write to the file. Also, make sure disk space is available.

O2I-00129: No Java file specified

Cause: The file to which Java declarations generated by OTT are written was not specified.

Action: This message should never be seen, because Java files are named after the classes declared within them. Contact ORACLE customer support.

O2I-00130: Invalid Java file name

Cause: A Java file name was specified that is not syntactically correct.

Action: Make sure the Java filename is spelled correctly.

O2I-00131: Error opening a Java file

Cause: An operating system error occurred while attempting to open a Java file for writing.

Action: Make sure the filename is spelled correctly. Try creating or modifying the file to make sure you have write access to the file.

O2I-00132: Unable to close a Java file

Cause: An operating system error occurred while attempting to close a Java file.

Action: Try creating or modifying the Java file to make sure you are able to access the file.

O2I-00133: An error occurred for which no message is available

Cause: The cause of this error was not reported.

Action: Contact ORACLE customer support.

O2U-00200 to O2U-00212

O2U-00200: Internal error in OTT facility O2U

Cause: An internal OTT error occurred in the O2U facility of OTT.

Action: Contact ORACLE customer support.

O2U-00201: Illegal arguments to function o2upt()

Cause: Illegal arguments were passed to the function o2upt(). This is an internal error that should not be encountered by an end user.

Action: Contact ORACLE customer support.

O2U-00202: Invalid data passed to function

Cause: Arguments with incorrect values were passed to the function o2upt(). This is an internal error that should not be encountered by the end user.

Action: Contact ORACLE customer support.

O2U-00203: Type to be declared must be an object type or a named collection type

Cause: You have asked OTT to generate code for a type it does not support. When generating Java code, OTT will only generate code for object types. When generating C declarations, OTT will only generate declarations for object types and named collection types.

Action: You are probably asking OTT to declare a built-in type, or, if you are generating Java code, a named collection type. Do not ask OTT to generate a declaration for this type.

O2U-00204: Unable to convert from the database character set to the compiler character set

Cause: The name of a type, attribute, or method cannot be converted from the client character set in effect when OTT was invoked to the compiler character set (typically ASCII or EBCDIC).

Action: A name is translated first from the database character set to the client character set, and then from the client character set to the compiler character set. The client character set is specified in a platform-dependent manner (On UNIX platforms, the client character set is specified by setting the NLS_LANG environment variable.) Use a client character set that includes the character set of the INTYPE file and can be translated to the compiler character set. The database character set is one such character set. Specify synonyms in the INTYPE file for any names of database objects that cannot be successfully translated to the client character set.

O2U-00205: None of the characters in a type name were legal identifier characters

Cause: None of the characters in the name of a user-defined type could be translated to a character that can begin a C or C++ identifier, such as a letter or an underscore.

Action: Specify an explicit translation for the type name in the INTYPE file.

O2U-00206: Some characters in a type name were not legal identifier characters

Cause: One or more characters in the name of a user-define type could not be translated to a character that can appear in a C or C++ identifier, such as a letter, an underscore, or a digit. The characters that could not be translated were replaced with underscores.

Action: Specify an explicit translation for the type name in the INTYPE file, or just use the translated type name with added underscores.

O2U-00207: None of the characters in an attribute name were legal identifier characters

Cause: None of the characters in the name of an attribute of a type could be translated to a character that can begin a C or C++ identifier, such as a letter or an underscore. To find the affected attribute, look in the declaration generated for this type for data member names that are obviously incorrect.

Action: Specify an explicit translation for the attribute name in the INTYPE file.

O2U-00208: One or more characters in an attribute name were not legal identifier characters

Cause: If an attribute name contains one or more characters that can not be translated to a legal C or C++ identifier character, the characters that can not be translated are replaced with underscores. To find the affected attribute or attributes, look in the declaration generated for this type for data member names that have extra underscores not present in the original attribute names.

Action: Specify explicit translations for the affected attribute names in the INTYPE file, or just use the translated attribute names with added underscores.

O2U-00209: Attribute or function name to be translated was not found

Cause: This name, for which a translation was requested, is not the name of an attribute or a function of the current type.

Action: Make sure that the name is spelled correctly, and is the name of an attribute or function defined in the current type.

O2U-00210: Unable to allocate memory

Cause: OTT was unable to allocate memory.

Action: Contact ORACLE customer support.

O2U-00211: A type without attributes was translated

Cause: OTT translated a type without attributes. The corresponding C-type will be a struct without any components, which is not legal C. The empty type in the database may be the result of an error during type creation. Additionally, incomplete types may be used temporarily in the creation of types that reference one another.

Action: Re-create a full version of the type in the database and then re-run OTT.

O2U-00212: An error occurred for which no message is available

Cause: The cause of this error was not reported.

Action: Contact ORACLE customer support.

OCI-00601 to OCI-64495

OCI-00601: cleanup lock conflict

Cause: PMON process runs into lock conflict trying to recover processes.

Action: This is trapped internally, no action necessary.

OCI-00602: internal programming exception

Cause: Internal programming exception.

Action: Report as a bug. Caution: The following error code is not relocatable.

OCI-00972: identifier is too long

Cause: An identifier with more than 30 characters was specified.

Action: Specify at most 30 characters.

OCI-01841: (full) year must be between -4713 and +9999, and not be 0

Cause: Illegal year entered

Action: Input year in the specified range

OCI-01854: julian date must be between 1 and 5373484

Cause: An invalid Julian date was entered.

Action: Enter a valid Julian date between 1 and 5373484.

OCI-01858: a non-numeric character was found where a numeric was expected

Cause: The input data to be converted using a date format model was incorrect. The input data did not contain a number where a number was required by the format model.

Action: Fix the input data or the date format model to make sure the elements match in number and type. Then retry the operation.

OCI-01859: a non-alphabetic character was found where an alphabetic was expected

Cause: The input data to be converted using a date format model was incorrect. The input data did not contain a letter where a letter was required by the format model.

Action: Fix the input data or the date format model to make sure the elements match in number and type. Then retry the operation.

OCI-01861: literal does not match format string

Cause: Literals in the input must be the same length as literals in the format string (with the exception of leading whitespace). If the "FX" modifier has been toggled on, the literal must match exactly, with no extra whitespace.

Action: Correct the format string to match the literal.

OCI-01862: wrong number of digits for this format item

Cause: The number of digits used for this format item is not equal to the number necessary for this format when specifying Format eXact ("FX") for this item.

Action: Fill out this format item with leading zeros to the number necessary for this format. (This is generally the number of characters in the format code--DD needs 2 digits, for example. The exceptions are HH24 & HH12, which both need 2, and J, which needs 9.)

OCI-01864: the date is out of range for the current calendar

Cause: Your calendar doesn't extend to the specified date.

Action: Specify a date which is legal for this calendar.

OCI-01865: not a valid era

Cause: Era input does not match a known era.

Action: Provide a valid era on input.

OCI-01867: the interval was invalid

Cause: The character string you specified is not a valid interval.

Action: Please specify a valid interval.

OCI-01868: the leading precision of the interval was too small

Cause: The leading precision of the interval is too small to store the specified interval.

Action: Increase the leading precision of the interval or specify an interval with a smaller leading precision.

OCI-01870: the intervals or datetimes were not mutually comparable

Cause: The intervals or datetimes are not mutually comparable.

Action: Specify a pair of intervals or datetimes that are mutually comparable.

OCI-01871: the number of seconds must be less than 60

Cause: The number of seconds specified was greater than 59.

Action: Specify a value for seconds that is 59 or smaller.

OCI-01873: the leading precision of the interval was too small

Cause: The leading precision of the interval is too small to store the specified interval.

Action: Increase the leading precision of the interval or specify an interval with a smaller leading precision.

OCI-01874: time zone hour must be between -12 and 14

Cause: The time zone hour specified was not in the valid range.

Action: Specify a time zone hour between -12 and 14.

OCI-01875: time zone minute must be between -59 and 59

Cause: The time zone minute specified was not in the valid range.

Action: Specify a time zone minute between -59 and 59.

OCI-01876: year must be at least -4713

Cause: The specified year was not in range.

Action: Specify a year that is greater than or equal to -4713.

OCI-01878: specified field not found in datetime or interval

Cause: The specified field was not found in the datetime or interval.

Action: Make sure that the specified field is in the datetime or interval.

OCI-01879: the hh25 field must be between 0 and 24

Cause: The specified hh25 field was not in the valid range.

Action: Specify an hh25 field between 0 and 24.

OCI-01880: the fractional seconds must be between 0 and 999999999

Cause: The specified fractional seconds were not in the valid range.

Action: Specify a value for fractional seconds between 0 and 999999999.

OCI-01881: time zone region ID is invalid

Cause: The region ID referenced an invalid region.

Action: Contact Oracle Support Services.

OCI-01882: time zone region not found

Cause: The specified region name was not found.

Action: Contact Oracle Support Services.

OCI-01883: overlap was disabled during a region transition

Cause: The region was changing state and the overlap flag was disabled.

Action: Contact Oracle Support Services.

OCI-01884: divisor is equal to zero

Cause: An attempt was made to divide by zero.

Action: Avoid zero divisor.

OCI-01890: NLS error detected

Cause: An NLS error was detected.

Action: Look for additional error messages and take appropriate action. If there are no additional errors, call Oracle Support Services.

OCI-01898: too many precision specifiers

Cause: While trying to truncate or round dates, extra data was found in the date format picture

Action: Check the syntax of the date format picture and retry.

OCI-02083: database name has illegal character '*string*'

Cause: Supplied database name can contain only A-Z, 0-9, '_', '#', '\$', '!' and '@' characters.

Action: n/a

OCI-02084: database name is missing a component

Cause: Supplied database name cannot contain a leading '.', trailing '.' or '@', or two '.' or '@' in a row.

Action: n/a

OCI-04020: deadlock detected while trying to lock object

stringstringstringstringstring

Cause: While trying to lock a library object, a deadlock is detected.

Action: Retry the operation later.

OCI-04021: timeout occurred while waiting to lock object

stringstringstringstringstring

Cause: While waiting to lock a library object, a timeout is occurred.

Action: Retry the operation later.

OCI-04022: nowait requested, but had to wait to lock dictionary object

Cause: Had to wait to lock a library object during a nowait request.

Action: Retry the operation later.

OCI-04028: cannot generate diana for object *stringstringstringstringstring*

Cause: Cannot generate diana for an object because of lock conflict.

Action: Please report this error to your support representative.

OCI-04029: error ORA-*string* occurred when querying *stringstringstring*

Cause: The table or view being queried might be missing. The error number indicates the error.

Action: Fix the error.

OCI-04030: out of process memory when trying to allocate *string* bytes (*string,string*)

Cause: Operating system process private memory has been exhausted

Action: n/a

OCI-04031: unable to allocate *string* bytes of shared memory (*"string","string","string"*)

Cause: More shared memory is needed than was allocated in the shared pool.

Action: Either use the `dbms_shared_pool` package to pin large packages, reduce your use of shared memory, or increase the amount of available shared memory by increasing the value of the `init.ora` parameter `"shared_pool_size"`.

OCI-04054: database link *string* does not exist

Cause: During compilation of a PL/SQL block, an attempt was made to use a non-existent database link.

Action: Either use a different database link or create the database link.

OCI-04060: insufficient privileges to execute *string*

Cause: Attempt to execute a stored procedure without sufficient privileges.

Action: Get necessary privileges.

OCI-04061: existing state of *string* has been invalidated

Cause: Attempt to resume the execution of a stored procedure using the existing state which has become invalid or inconsistent with the stored procedure because the procedure has been altered or dropped.

Action: Try again; this error should have caused the existing state of all packages to be re-initialized.

OCI-04062: timestamp of *string* has been changed

Cause: Attempt to execute a stored procedure to serve an RPC stub which specifies a timestamp that is different from the current timestamp of the procedure.

Action: Recompile the caller in order to pick up the new timestamp.

OCI-04063: *string* has errors

Cause: Attempt to execute a stored procedure or use a view that has errors. For stored procedures, the problem could be syntax errors or references to other, non-existent procedures. For views, the problem could be a reference in the view's defining query to a non-existent table.

Action: Fix the errors and/or create referenced objects as necessary.

OCI-04064: not executed, invalidated *string*

Cause: Attempt to execute a stored procedure that has been invalidated.

Action: Recompile it.

OCI-04065: not executed, altered or dropped *string*

Cause: Attempt to execute a stored procedure that has been altered or dropped thus making it not callable from the calling procedure.

Action: Recompile its dependents.

OCI-04066: non-executable object, *string*

Cause: Attempt to execute a non-procedure.

Action: Make sure that a correct name is given.

OCI-04067: not executed, *string* does not exist

Cause: Attempt to execute a non-existent stored procedure.

Action: Make sure that a correct name is given.

OCI-04068: existing state of packages*stringstringstring* has been discarded

Cause: One of errors 4060 - 4067 when attempt to execute a stored procedure.

Action: Try again after proper re-initialization of any application's state.

OCI-19200: Invalid column specification

Cause: All input arguments must be valid columns

Action: Specify a valid list of columns

OCI-19201: Datatype not supported

Cause: The particular datatype is not supported in the XMLGEN operator

Action: Specify only supported datatypes as arguments to the XMLGEN operator

OCI-19202: Error occurred in XML processing*string*

Cause: An error occurred when processing the XML function

Action: Check the given error message and fix the appropriate problem

OCI-19203: Error occurred in DBMS_XMLGEN processing*string*

Cause: An error occurred when processing the DBMS_XMLGEN functions

Action: Check the given error message and fix the appropriate problem

OCI-19204: Non-scalar value '*string*' is marked as XML attribute

Cause: Only scalar values (i.e. values which are not of object or collection type) can be marked as XML attribute, i.e. is prefixed by '@'. In this case, a non-scalar value was prefixed with '@'

Action: Remove the '@' sign, or make the value a scalar.

OCI-19205: Attribute '*string*' qualifies a non-scalar value in the select list

Cause: The attribute immediately follows a value of object or collection type in the select list or type definition.

Action: Remove the '@' sign, or make the previous value a scalar.

OCI-19206: Invalid value for query or REF CURSOR parameter

Cause: The queryString argument passed to DBMS_XMLGEN.newContext was not a valid query, or REF CURSOR.

Action: Rewrite the query so that the queryString argument is a valid query or REF CURSOR.

OCI-19207: scalar parameter *string* of XMLELEMENT cannot have an alias.

Cause: The scalar parameter to XMLELEMENT has been qualified with an alias.

Action: Remove the AS clause of the scalar element.

OCI-19208: parameter *string* of function *string* must be aliased

Cause: The indicated parameter of the XML generation function has not been aliased, although it is an expression.

Action: Specify an alias for the expression using the AS clause.

OCI-19209: invalid or unsupported formatting argument

Cause: An invalid or unsupported formatting argument was supplied

Action: Change the formatting argument to legal supported values

OCI-19210: column '*string*', specified to be a key or update column for DBMS_XMLSTORE, does not exist in table '*string*'

Cause: The column specified using setKeyColumn()/setUpdateColumn() did not exist in the table.

Action: Change the column specified to be a column in the table

OCI-19211: column '*string*', specified as key using DBMS_XMLSTORE.setKeyColumn() , must be of scalar type

Cause: The column specified using setKeyColumn() was a non-scalar type column.

Action: Change the column specified to be a scalar column in the table

OCI-19212: no key columns specified before call to DBMS_XMLSTORE.updateXML()

Cause: No columns were specified as key columns before the call to DBMS_XMLSTORE.updateXML.

Action: Use DBMS_XMLSTORE.setKeyColumn() to specify key columns

OCI-21300: objects option not installed

Cause: The objects option is not installed at this site. Object types and other object features are, therefore, unavailable.

Action: Install the objects option. The objects option is not part of the Oracle Server product and must be purchased separately. Contact an Oracle sales representative if the objects option needs to be purchased.

OCI-21301: not initialized in object mode

Cause: This function requires the oci process to be initialized in object mode.

Action: Specify OCI_OBJECT mode when calling OCIInitialize().

OCI-21500: internal error code, arguments: [string], [string], [string], [string], [string], [string], [string], [string]

Cause: This is the generic error number for the OCI environment (client-side) internal errors. This indicates that the OCI environment has encountered an exceptional condition.

Action: Report as a bug - the first argument is the internal error number.

OCI-21501: program could not allocate memory

Cause: The operating system has run out of memory.

Action: Take action to make more memory available to the program.

OCI-21503: program terminated by fatal error

Cause: A program is in an unrecoverable error state.

Action: Report as a bug.

OCI-21520: database server driver not installed

Cause: User attempted to access a database server through an object-mode OCI environment but the necessary driver for supporting such access to the database server is not installed or linked in.

Action: Check if the driver corresponding to the database server has been installed/linked in and entered in the server driver table.

OCI-21521: exceeded maximum number of connections in OCI (object mode only)

Cause: User exceeded the maximum number of connections (255) that can be supported by an OCI environment in object mode.

Action: Close some of existing and unused connections before opening more connections.

OCI-21522: attempted to use an invalid connection in OCI (object mode only)

Cause: User attempted to use an invalid connection or a connection that has been terminated in an OCI environment (object mode), or user attempted to dereference a REF obtained from a connection which has been terminated.

Action: Ensure that the connection exists and is still valid.

OCI-21523: functionality not supported by the server (object mode only)

Cause: User attempted to use a functionality that the server does not support.

Action: Upgrade the server

OCI-21524: object type mismatch

Cause: The object type of the object is different from what is specified.

Action: Check the type of the object and correct it.

OCI-21525: attribute number (or collection element at index) *string* violated its constraints

Cause: Attribute value or collection element value violated its constraint.

Action: Change the value of the attribute or collection element such that it meets its constraints. The constraints are specified as part of the attribute or collection element's schema information.

OCI-21526: initialization failed

Cause: The initialization sequence failed. This can happen, for example, if an environment variable such as NLS_DATE_FORMAT is set to an invalid value.

Action: Check that all NLS environment variables are well-formed.

OCI-21527: internal OMS driver error

Cause: A process has encountered an exceptional condition. This is the generic internal error number for Oracle object management services exceptions.

Action: Report this as a bug to Oracle Support Services.

OCI-21560: argument *string* is null, invalid, or out of range

Cause: The argument is expecting a non-null, valid value but the argument value passed in is null, invalid, or out of range. Examples include when the LOB/FILE positional or size argument has a value outside the range 1 through (4GB - 1), or when an invalid open mode is used to open a file, etc.

Action: Check your program and correct the caller of the routine to not pass a null, invalid or out-of-range argument value.

OCI-21562: column *string* has unsupported data type *string*

Cause: A data type was specified which is currently unsupported.

Action: Choose another data type which is supported.

OCI-21563: Error *string* while calling *string* for column *string* with datatype *string*

Cause: OCI Error encountered while performing data type conversion.

Action: Check the OCI Error code

OCI-21570: current *string* LCR has unreceived chunk data

Cause: The client did not receive all the chunk data for the current LCR.

Action: If OCIXStreamOutLCRCallbackReceive is used in your program then modify your callback functions to return OCI_CONTINUE while OCI_XSTREAM_MORE_ROW_DATA flag is set; otherwise, modify your program to call OCIXStreamOutChunkReceive until all the chunks are received (that is, the flag returned by OCIXStreamOutChunkReceive API does not have OCI_XSTREAM_MORE_ROW_DATA bit set).

OCI-21571: must provide a LOB WRITE, LOB TRIM or LOB ERASE LCR in *string* call (input LCR=*string*)

Cause: An attempt was made to invoke the specified function without providing a piece-wise LOB LCR (for example, LOB WRITE, LOB TRIM or LOB ERASE LCR).

Action: Correct the 'row_lcrp' argument in the call.

OCI-21572: Invalid LCR type (*string*) in *string* call

Cause: An attempt was made to invoke the specified function with an incorrect logical change record (LCR) type.

Action: Provide an LCR of the correct type.

OCI-21573: Invalid command type (*string*) when sending a chunk.

Cause: An attempt was made to send a chunk when the command type for the current LCR was not INSERT, UPDATE, or LOB WRITE.

Action: Check your program and provide an LCR with a valid command type to OCIXStreamInChunkSend call or to OCICallbackXStreamInChunkCreate callback.

OCI-21574: Invalid data type (*string*) specified for LOB chunk.

Cause: Invalid data type specified for LOB chunk in OCIXStreamInChunkSend call.

Action: Check your program and provide either SQLT_CHR or SQLT_BIN for 'coldty' argument to OCIXStreamInChunkSend call.

OCI-21577: Input *string* LCR has no LOB column.

Cause: An attempt was made to invoke OCILCRlobInfoGet call with an LCR that had no LOB column.

Action: Replace the input LCR to OCILCRlobInfoGet call.

OCI-21578: Only one LOB column allowed per *string* LCR.

Cause: An attempt was made to set multiple LOB columns on a piece-wise LOB LCR.

Action: Check your program and make sure OCIXStreamInChunkSend is called for only one column per piece-wise LOB LCR.

OCI-21579: Input LCR must have at least one old or new column.

Cause: An attempt was made to call OCIXStreamInChunkSend with an LCR that had empty column lists.

Action: Use OCILCRRowColumnInfoSet to add one or more columns to the input LCR before calling OCIXStreamInChunkSend.

OCI-21580: The LOB operation length (value=*string*) for column (*string*) must be an even number of bytes.

Cause: An attempt was made to call OCIXStreamInChunkSend with an odd number of bytes for a column flagged as AL16UTF16 or NCLOB.

Action: Correct either the LOB column length or 'column_flag' argument to OCIXStreamInChunkSend call.

OCI-21583: invalid XStream server name '*string*'

Cause: An attempt was made to attach to an XStream server with a nonexistent server name.

Action: Correct the server name in the attach call.

OCI-21600: path expression too long

Cause: The path expression that is supplied by the user is too long. The path expression is used to specify the position of an attribute in an object. This error occurs when one of the intermediate elements in the path expression refers to an attribute of a built-in type. Thus, the OCI function cannot proceed on to process the rest of the elements in the path expression.

Action: User should pass in the correct path expression to locate the attribute.

OCI-21601: attribute is not an object

Cause: The user attempts to perform an operation (that is valid only for an object) to an attribute of a built-in type. An example of such an illegal operation is to dynamically set a null structure to an attribute of a built-in type.

Action: User should avoid performing such operation to an attribute of built-in type.

OCI-21602: operation does not support the specified typecode

Cause: The user attempts to perform an operation that does not support the specified typecode.

Action: User should use the range of valid typecodes that are supported by this operation.

OCI-21603: property id [*string*] is invalid

Cause: The specified property id is invalid.

Action: User should specify a valid property id. Valid property ids are enumerated by OCIObjectPropId.

OCI-21604: property [*string*] is not a property of transient or value instances

Cause: Trying to get a property which applies only to persistent objects.

Action: User should check the lifetime and only get this property for persistent objects.

OCI-21605: property [*string*] is not a property of value instances

Cause: Trying to get a property which applies only to persistent and transient objects.

Action: User should check the lifetime and only get this property for persistent and transient objects.

OCI-21606: can not free this object

Cause: Trying to free an object that is persistent and dirty and the OCI_OBJECTFREE_FORCE flag is not specified.

Action: Either flush the persistent object or set the flag to OCI_OBJECTFREE_FORCE

OCI-21607: memory cartridge service handle not initialized

Cause: Attempt to use the handle without initializing it.

Action: Initialize the memory cartridge service handle.

OCI-21608: duration is invalid for this function

Cause: Attempt to use a duration not valid for this function.

Action: Use a valid duration - a previously created user duration or OCI_DURATION_STATEMENT or OCI_DURATION_SESSION. For callout duration or external procedure duration, use OCIExtProcAllocCallMemory.

OCI-21609: memory being resized without being allocated first

Cause: Attempt to resize memory without allocating it first.

Action: Allocate the memory first before resizing it.

OCI-21610: size [*string*] is invalid

Cause: Attempt to resize memory with invalid size.

Action: Pass in a valid size (must be a positive integer).

OCI-21611: key length [*string*] is invalid

Cause: Attempt to use an invalid key length.

Action: Key length is invalid and valid range is 0 to 64

OCI-21612: key is already being used

Cause: Attempt to use a key that is already used.

Action: Use a new key that is not yet being used.

OCI-21613: key does not exist

Cause: Attempt to use a non-existent key

Action: Use a key that already exists.

OCI-21700: object does not exist or is marked for delete

Cause: User attempted to perform an inappropriate operation to an object that is non-existent or marked for delete. Operations such as pinning, deleting and updating cannot be applied to an object that is non-existent or marked for delete.

Action: User needs to re-initialize the reference to reference an existent object or the user needs to unmark the object.

OCI-21701: attempt to flush objects to different servers

Cause: User attempted to flush objects to different servers in one function call. These objects are obtained by calling a callback functions provided by the program.

Action: User should avoid performing such operation.

OCI-21702: object is not instantiated or has been de-instantiated in cache

Cause: User attempted to perform an inappropriate operation to a transient object that is not instantiated in the object cache. Operations that cannot be applied to a not-instantiated transient object include deleting or pinning such an object.

Action: User should check their code to see if they are performing such an operation without instantiating the object first, or performing such an operation after the allocation duration of the object has expired.

OCI-21703: cannot flush an object that is not modified

Cause: See the error message.

Action: The object should not be flushed.

OCI-21704: cannot terminate cache or connection without flushing first

Cause: See the error message.

Action: The transaction should be aborted or committed before terminating the cache or connection.

OCI-21705: service context is invalid

Cause: The service context that is supplied by the user is not valid.

Action: User needs to establish the service context.

OCI-21706: duration does not exist or is invalid

Cause: The duration number that is supplied by the user is not valid.

Action: User needs to establish the duration or use a correct predefined duration.

OCI-21707: pin duration is longer than allocation duration

Cause: The pin duration supplied by the user is longer than the allocation duration. This affects operations such as pinning and setting default parameters.

Action: User should use a shorter pin duration or use the null duration.

OCI-21708: inappropriate operation on a transient object

Cause: User attempted to perform an inappropriate operation on a transient object. Operations that cannot be applied to a transient object include flushing and locking.

Action: User should avoid performing such operation on a transient object.

OCI-21709: cannot refresh an object that has been modified

Cause: User attempted to refresh an object that has been marked for delete, update or insert (new).

Action: User should unmark the object before refreshing it.

OCI-21710: argument is expecting a valid memory address of an object

Cause: The object memory address that is supplied by the user is invalid. The user may have passed in a bad memory address to a function that is expecting a valid memory address of an object.

Action: User should pass in a valid memory address of an object to the function.

OCI-21779: duration not active

Cause: User is trying to use a duration that has been terminated.

Action: User should avoid performing such operation.

OCI-22053: overflow error

Cause: This operation's result is above the range of Oracle number.

Action: Decrease the input value(s) so that the result is in the range of Oracle number.

OCI-22054: underflow error

Cause: This operation's result is below the range of Oracle number.

Action: Increase the input value(s) so that the result is in the range of Oracle number.

OCI-22055: unknown sign flag value [*string*]

Cause: Signed flag used is not OCI_NUMBER_SIGNED or OCI_NUMBER_UNSIGNED.

Action: Use either OCI_NUMBER_SIGNED or OCI_NUMBER_UNSIGNED as sign flag.

OCI-22056: value [*string*] is divided by zero

Cause: Given value is divided by zero.

Action: Modify divisor value to be non-zero.

OCI-22057: bad integer length [*string*]

Cause: The length of the integer (ie number of bytes) to be converted to or from an Oracle number is invalid.

Action: Use integer length 1, 2, 4 or 8 bytes only.

OCI-22059: buffer size [*string*] is too small - [*string*] is needed

Cause: The buffer to hold the resulting text string is too small.

Action: Provide a buffer of the required size.

OCI-22060: argument [*string*] is an invalid or uninitialized number

Cause: An invalid or uninitialized number is passed in.

Action: Use a valid number. To initialize number call OCINumberSetZero().

OCI-22061: invalid format text [*string*]

Cause: The numeric format string for converting characters to or from an Oracle number is invalid.

Action: Use valid format string as documented in OCI Programmer's Guide.

OCI-22062: invalid input string [*string*]

Cause: The text string for converting to numbers is invalid.

Action: Use a valid input string as documented in OCI Programmer's Guide.

OCI-22063: reading negative value [*string*] as unsigned

Cause: Attempt to convert a negative number to an unsigned integer.

Action: Use the sign flag ORLTSB to convert a signed number.

OCI-22064: invalid NLS parameter string [*string*]

Cause: The NLS parameter string for converting characters to or from an Oracle number is invalid.

Action: Use valid format string as documented in OCI Programmer's Guide.

OCI-22065: number to text translation for the given format causes overflow

Cause: Rounding done due to the given string format causes overflow.

Action: Change the format such that overflow does not occur.

OCI-22130: buffer size [*string*] is less than the required size [*string*]

Cause: The size of the buffer into which the hexadecimal REF string is to be written is too small.

Action: Provide a buffer of the required size.

OCI-22131: hexadecimal string length is zero

Cause: The given hexadecimal string length must be greater than zero.

Action: Specify a length greater than zero.

OCI-22132: hexadecimal string does not correspond to a valid REF

Cause: The given hexadecimal string is invalid.

Action: Provide a valid hexadecimal string which was previously returned by a call to OCISRefToHex().

OCI-22140: given size [*string*] must be in the range of 0 to [*string*]

Cause: The given resize size is invalid.

Action: Ensure that the given size is in the required range.

OCI-22141: given size [*string*] must be even in UTF-16 environment

Cause: The given resize size is odd. In a UTF-16 environment, all characters are 2 bytes in length.

Action: Ensure that the given size is even.

OCI-22150: variable-length array has not been initialized

Cause: An un-initialized variable-length array is being operated upon.

Action: Initialize the variable-length array prior to calling this function.

OCI-22151: cannot resize non-zero variable-length array to zero elements

Cause: Trying to resize a non-zero variable-length array to 0 elements.

Action: Specify a non-zero size.

OCI-22152: destination variable-length array is not initialized

Cause: The variable-length array on the right-hand-side of an assignment or the destination array of an append is not initialized.

Action: Initialize the destination variable-length array prior to calling this function.

OCI-22153: source variable-length array is not initialized

Cause: The variable-length array on the left-hand-side of an assignment or the source array of an append is not initialized.

Action: Initialize the destination variable-length array prior to calling this function.

OCI-22160: element at index [*string*] does not exist

Cause: Collection element at the given index does not exist.

Action: Specify the index of an element which exists.

OCI-22161: type code [*string*] is not valid

Cause: Given type code is not valid.

Action: Use one of the typecodes enumerated in OCITypeCode.

OCI-22162: element at index [*string*] has been previously deleted

Cause: Trying to delete a non-existent collection element.

Action: Check for the existence of the element prior to calling this function.

OCI-22163: left hand and right hand side collections are not of same type

Cause: Left hand and right side collections are not of same type.

Action: Ensure that the same collection type is passed for both left hand and right hand side of this function.

OCI-22164: delete element operation is not allowed for variable-length array

Cause: Trying to delete an element of a variable-length array.

Action: Ensure that the collection is not a variable-length array prior to calling this function.

OCI-22165: given index [*string*] must be in the range of [*string*] to [*string*]

Cause: Given index is not in the required range.

Action: Ensure that the given index is in the required range.

OCI-22166: collection is empty

Cause: Given collection is empty.

Action: Test if collection is empty prior to invoking this function.

OCI-22167: given trim size [*string*] must be less than or equal to [*string*]

Cause: Given trim size is greater than the current collection size.

Action: Ensure that the given size is less than or equal to the collection size prior to calling this function.

OCI-22275: invalid LOB locator specified

Cause: There are several causes: (1) the LOB locator was never initialized; (2) the locator is for a BFILE and the routine expects a BLOB/CLOB/NCLOB locator; (3) the locator is for a BLOB/CLOB/NCLOB and the routine expects a BFILE locator; (4) trying to update the LOB in a trigger body -- LOBs in trigger bodies are read only.

Action: For (1), initialize the LOB locator by selecting into the locator variable or by setting the LOB locator to empty. For (2) and (3), pass the correct type of locator into the routine. For (4), remove the trigger body code that updates the LOB value.

OCI-22276: invalid locator for LOB buffering

Cause: There are several causes: (1) the locator was never enabled for buffering (2) it is not an updated locator but is being used for a write/flush operation

Action: For (1) enable the locator for buffering; (2) ensure that only an updated locator is used for a LOB update operation

OCI-22277: cannot use two different locators to modify the same LOB

Cause: LOB buffering is enabled and an attempt was made to modify the LOB using two different LOB locators.

Action: When using LOB buffering, modify the LOB through one LOB locator only.

OCI-22278: must update the LOB only through the LOB buffers

Cause: LOB buffering is enabled for this LOB and there are buffers for this LOB in the buffer pool. Thus, updating the LOB through means other than the LOB buffers is not allowed.

Action: Update the LOB through the LOB buffers using the locator that has LOB buffering enabled. If this operation is required, buffers associated with this LOB should either be flushed as necessary or buffering should be disabled. Once this is done, reissue the command.

OCI-22279: cannot perform operation with LOB buffering enabled

Cause: The operation attempted is not allowed when LOB buffering is enabled.

Action: If the operation is required, LOB buffering should not be used. In this case, flush buffers associated with the input LOB locator as necessary, disable buffering on the input LOB locator and reissue the command.

OCI-22280: no more buffers available for operation

Cause: There are two causes: (1) All buffers in the buffer pool have been used up by previous operations (2) Attempt to flush a LOB without any previous buffered update operations.

Action: For (1), flush the LOB(s) through the locator that is being used to update the LOB. For (2), write to the LOB through a locator enabled for buffering before attempting to flush buffers.

OCI-22281: cannot perform operation with an updated locator

Cause: The input locator has buffering enabled and was used to update the LOB value through the LOB buffering subsystem. The modified buffer has not been flushed since the write that was performed by the the input locator; thus, the input locator is considered an updated locator. Updated locators cannot be the source of a copy operation. Only one locator per LOB may be used to modify the LOB value through the LOB buffering subsystem.

Action: Depending on whether the modifications made through the input locator to the LOB buffering subsystem should be written to the server, either flush the buffer to write the modifications, or, disable buffering on the locator to discard the modifications. Then, reissue the command.

OCI-22282: non-contiguous append to a buffering enabled LOB not allowed

Cause: The buffered write operation has an input offset value more than one byte or character past the end of the LOB.

Action: Specify an input offset value which is exactly one character or byte greater than the length of the LOB that you are attempting to update through a buffered write operation.

OCI-22285: non-existent directory or file for *string* operation

Cause: Attempted to access a directory that does not exist, or attempted to access a file in a directory that does not exist.

Action: Ensure that a system object corresponding to the specified directory exists in the database dictionary, or make sure the name is correct.

OCI-22286: insufficient privileges on directory or file to perform *string* operation

Cause: The user does not have the necessary access privileges on the directory alias and/or the file for the operation.

Action: Ask the database/system administrator to grant the required privileges on the directory alias and/or the file.

OCI-22287: invalid or modified directory occurred during *string* operation

Cause: The directory alias used for the current operation is not valid if being accessed for the first time, or has been modified by the DBA since the last access.

Action: If you are accessing this directory for the first time, provide a valid directory name. If you have been already successful in opening a file under this directory before this error occurred, then close the file and retry the operation with a valid directory alias as modified by your DBA. Oracle recommends that directories should be modified only during quiescent periods.

OCI-22288: file operation *string* failed\n*nstring*

Cause: The operation attempted on the file failed.

Action: See the next error message for more detailed information. Also, verify that the file exists and that the necessary privileges are set for the specified operation. If the error still persists, report the error to the DBA.

OCI-22289: cannot perform *string* operation on an unopened file

Cause: The file is not open for the required operation to be performed.

Action: Check that the current operation is preceded by a successful file open operation.

OCI-22290: operation would exceed the maximum number of opened files

Cause: The number of open files has reached the maximum limit.

Action: Close some of the opened files and retry the operation.

OCI-22303: type "*string*"."*string*" not found

Cause: The user is trying to obtain information for a type that cannot be found.

Action: Check that the schema is correct and that the type has been created correctly.

OCI-22305: attribute/method/parameter "string" not found

Cause: Type element with the given name is not found in the type.

Action: Check to make sure that the type element exists.

OCI-22306: type "string"."string" already exists

Cause: The user is trying to create a type that already exists.

Action: Check to make sure that the type has not been created prior to this.

OCI-22307: type to alter is not a user-defined type

Cause: The user is trying to alter a built-in type.

Action: Check to make sure that only user-defined types are being altered.

OCI-22309: attribute with name "string" already exists

Cause: The user is attempting to create an object type where more than one attributes have the same name.

Action: Check to make sure that all attribute names are unique.

OCI-22311: type for attribute "string" does not exist

Cause: The type of the attribute does not exist.

Action: No types were created/modified for this DDL transaction. Redo the DDL transaction and add the creation of the attribute's type in the DDL transaction.

OCI-22313: cannot use two versions of the same type "string"

Cause: The version of this type conflicts with the version of this type used by another library that was linked in with the application. An application may only use one version of a type.

Action: Check that the libraries being linked with this application and use the same versions of the type.

OCI-22314: method information mismatch in ALTER TYPE

Cause: The number of methods or the method signature do not match that of the original type declaration. This is not supported.

Action: Make sure the method signature stay identical for the previously declared method. Do not drop existing methods.

OCI-22315: type "string" does not contain a map or order function

Cause: The input type does not contain a map or order function so one cannot be returned.

Action: Add a map or order function to the type or catch this error.

OCI-22316: input type is not a collection type

Cause: The user is trying to obtain information for collection types on a non-named collection type.

Action: Use a named collection type for the function.

OCI-22317: typecode *number* is not legal as a number type

Cause: The user is trying to use a number typecode that is not valid.

Action: Use only OCI_TYPECODE_SMALLINT, OCI_TYPECODE_INTEGER, OCI_TYPECODE_REAL, OCI_TYPECODE_DOUBLE, OCI_TYPECODE_FLOAT, OCI_TYPECODE_NUMBER, or OCI_TYPECODE_DECIMAL.

OCI-22318: input type is not an array type

Cause: The user is trying to obtain the number of elements for a non-array type.

Action: Pass in only a named collection type which is an array.

OCI-22319: type attribute information altered in ALTER TYPE

Cause: The type attribute information does not match that of the original type declaration when altering type. Attributes cannot be altered during ALTER TYPE. Only new methods can be added.

Action: Check that all type alterations are legal.

OCI-22321: method does not return any result

Cause: OCITypeResult() was called on a method that does not return any results.

Action: Check that you are passing in the correct method descriptor, or that your method creation was done correctly.

OCI-22337: the type of accessed object has been evolved

Cause: The type of the accessed object has been altered and the client's object is based on an earlier type definition.

Action: The user needs to exit application and modify application to accommodate the type change. From SQL/PLUS, reconnect and resubmit statement.

OCI-22351: This API is not supported by the ORACLE server.

Cause: An attempt was made to call an API which is not supported by the Oracle server.

Action: Do not call the unsupported API when connected to this Oracle server.

OCI-22352: Type is unsupported or contains an unsupported attribute or element.

Cause: A PL/SQL package type was not supported on the client or contained an attribute or element that was not supported on the client. Unsupported types include index by VARCHAR2 collections, remote types and MLSLABELs.

Action: Do not attempt to use unsupported PL/SQL package types or types that contain unsupported attributes or elements on the client.

OCI-22369: invalid parameter encountered in method *string*

Cause: An invalid parameter is being passed to this method of SYS.RowType or SYS.RowSet.

Action: Check the parameters being passed to this method and make sure that the parameters are allowed.

OCI-22370: incorrect usage of method *string*

Cause: This method of SYS.RowType or SYS.RowSet is being used inappropriately.

Action: Check the documentation for correct usage.

OCI-22600: encountered 8.0.2 (Beta) VARRAY data that cannot be processed

Cause: Production Oracle8 (8.0.3 and beyond) encounters some VARRAY data which was created and stored by Oracle8 8.0.2 (Beta 2). Production Oracle8 cannot understand or process such VARRAY data.

Action: Delete the VARRAY data from the table by dropping the table, deleting the rows, or nulling out the VARRAY columns, and then re-insert the VARRAY data. There is no provided script or tool to help automate this conversion.

OCI-22601: pickler TDS context [*string*] is not initialized

Cause: Attempt to use the pickler TDS context without initializing it.

Action: Use OCIPicklerTdsCtxInit to initialize the context.

OCI-22602: pickler TDS handle [*string*] is not well-formed

Cause: Attempt to use the pickler TDS handle without initializing/ constructing it.

Action: Use OCIPicklerTdsInit to initialize the handle before it is constructed. Use OCIPicklerTdsGenerate to generate the TDS before its attributes can be accessed.

OCI-22603: cannot add an attribute to the already generated TDS handle

Cause: Attempt to add an attribute to the already constructed TDS.

Action: Use a TDS handle that is initialized but not yet constructed.

OCI-22604: TDS handle already generated

Cause: Attempt to generate TDS that is already generated.

Action: Use a TDS handle that is initialized but not yet generated.

OCI-22605: FDO handle [*string*] is not initialized

Cause: Attempt to use an uninitialized FDO handle.

Action: Use OCIPicklerFdoInit to initialize FDO handle".

OCI-22606: pickler image handle [*string*] is not well-formed

Cause: Attempt to use the image handle without initializing/ constructing it.

Action: Use OCIPicklerImageInit to initialize the handle before it is constructed. Use OCIPicklerImageGenerate to generate the image before its attributes can be accessed.

OCI-22607: image handle already generated

Cause: Attempt to generate image that is already generated.

Action: Use a image handle that is initialized but not yet generated.

OCI-22608: cannot add an attribute to the already generated image handle

Cause: Attempt to add an attribute to the already constructed image.

Action: Use an image handle that is initialized but not yet constructed.

OCI-22609: error *string* during initialization of FDO

Cause: Error during FDO initialization.

Action: Take an action based on the specified error.

OCI-22626: Type Mismatch while constructing or accessing OCIAnyData

Cause: Type supplied is not matching the type of the AnyData. If piece wise construction or access is being attempted, the type supplied is not matching the type of the current attribute.

Action: Make sure the type supplied matches the type of object to to be constructed or accessed.

OCI-22975: cannot create a PRIMARY KEY-based REF to this object view

Cause: The object view specified in the MAKE_REF function does not have a PRIMARY KEY-based object identifier. A PRIMARY KEY-based REF cannot be created for such a view.

Action: Specify an object view that has a PRIMARY KEY-based object identifier in the MAKE_REF function.

OCI-22976: incorrect number of arguments to MAKE_REF

Cause: Number of arguments for MAKE_REF is different from the number of PRIMARY KEY attributes of the object view.

Action: Specify all the necessary arguments for MAKE_REF.

OCI-29783: GPnP attribute SET failed with error [*string*]

Cause: An attempt to set the Grid Plug and Play (GPnP) attribute failed. See the brackets for the reason.

Action: Resolve the problem in the included message and retry the request.

OCI-29785: GPnP attribute GET failed with error [*string*]

Cause: An attempt to get the Grid Plug and Play (GPnP) attribute failed. See the brackets for the reason.

Action: Resolve the problem in the included message and retry the request.

OCI-29786: SIHA attribute GET failed with error [*string*]

Cause: An attempt to get the Single-Instance High Availability (SIHA) attribute failed. See the brackets for the reason.

Action: Resolve the problem in the included message and retry the request.

OCI-29787: SIHA attribute SET failed with error [*string*]

Cause: An attempt to set the Single-Instance High Availability (SIHA) attribute failed. See the brackets for the reason.

Action: Resolve the problem in the included message and retry the request.

OCI-30100: internal error [*number*]

Cause: An internal error has occurred.

Action: Contact Oracle Worldwide Support and report the error.

OCI-30101: unknown parameter name '*string*'

Cause: You have misspelled the parameter name.

Action: Spell the parameter name correctly.

OCI-30102: '*string*' is not in the legal range for '*string*'

Cause: The value of the parameter is not within the legal range.

Action: Refer to the manual for the allowable values for this parameter.

OCI-30103: '*string*' contains an illegal integer radix for '*string*'

Cause: An illegal integer radix specification was found.

Action: Only 'd', 'h', 'D', and 'H' may be used as radix specifications.

OCI-30104: '*string*' is not a legal integer for '*string*'

Cause: The value is not a valid integer.

Action: Specify only valid integers for this parameter.

OCI-30105: '*string*' is not a legal boolean for '*string*'

Cause: The value is not a valid boolean.

Action: Refer to the manual for allowable boolean values.

OCI-30106: reserved for future use

Cause: None.

Action: None

OCI-30107: parameter name abbreviation '*string*' is not unique

Cause: The abbreviation given was not unique.

Action: Use a longer abbreviation to make the parameter name unique.

OCI-30108: invalid positional parameter value '*string*'

Cause: An invalid positional parameter value has been entered.

Action: Remove the invalid positional parameter.

OCI-30109: could not open parameter file '*string*'

Cause: The parameter file does not exist.

Action: Create an appropriate parameter file.

OCI-30110: syntax error at '*string*'

Cause: A syntax error was detected.

Action: Change the input so that the correct syntax is used.

OCI-30111: no closing quote for value '*string*'

Cause: A quoted string was begun but not finished.

Action: Put a closing quote in the proper location.

OCI-30112: multiple values not allowed for parameter '*string*'

Cause: You attempted to specify multiple values for a parameter which can take only one value.

Action: Do not specify more than one value for this parameter.

OCI-30113: error when processing file '*string*'

Cause: A problem occurred when processing this file.

Action: Examine the additional error messages and correct the problem.

OCI-30114: error when processing from command line

Cause: A problem occurred when processing the command line.

Action: Examine the additional error messages and correct the problem.

OCI-30115: error when processing an environment variable

Cause: A problem occurred when processing an environment variable.

Action: Examine the additional error messages and correct the problem.

OCI-30116: syntax error at '*string*' following '*string*'

Cause: A syntax error was detected.

Action: Change the input so that the correct syntax is used.

OCI-30117: syntax error at '*string*' at the start of input

Cause: A syntax error was detected.

Action: Change the input so that the correct syntax is used.

OCI-30118: syntax error at '*string*' at the end of input

Cause: A syntax error was detected.

Action: Change the input so that the correct syntax is used.

OCI-30119: unable to obtain a valid value for '*string*'

Cause: No valid value was obtained for this parameter.

Action: Rerun the application and enter a valid value.

OCI-30120: '*string*' is not a legal oracle number for '*string*'

Cause: The value is not a valid oracle number.

Action: Refer to the manual for allowable oracle number values.

OCI-30121: '*string*' is not an allowable value for '*string*'

Cause: The value is not a legal value for this parameter.

Action: Refer to the manual for allowable values.

OCI-30122: value '*string*' for '*string*' must be between '*number*' and '*number*'

Cause: The value of the parameter is not within the legal range.

Action: Specify a value that is within the legal range.

OCI-30129: invalid function argument received

Cause: A function received an invalid argument

Action: Check function calls, make sure correct arguments are being passed.

OCI-30130: invalid parameter key type received

Cause: A function received an invalid parameter key type

Action: Check parameter key types in function calls

OCI-30131: number of keys being set exceeds allocation

Cause: Number of parameter keys being set exceeds allocation

Action: Reduce the number of keys being set or increase allocation

OCI-30132: invalid key index supplied

Cause: The key index specified was not within bounds

Action: Change key index to ensure it lies within bounds

OCI-30133: reserved for future use

Cause: None.

Action: None

OCI-30134: reserved for future use

Cause: None.

Action: None

OCI-30135: OCI Thread operation fails

Cause: An OCI Thread function call has failed.

Action: Check the function call to make sure that the correct parameters are being passed and take the appropriate action.

OCI-30150: Invalid argument passed to OCIFile function

Cause: An invalid argument is passed to the OCIFile function. The most common cause is that a NULL pointer is passed where a non-NULL pointer is expected.

Action: Make sure that the values passed as arguments are valid. Esp check for NULL pointers.

OCI-30151: File already exists

Cause: Tried to open a file with OCI_FILE_EXCL flag and the file already exists.

Action: OCIFile is supposed throw this exception in this case.

OCI-30152: File does not exist

Cause: The OCIFile function requires the file to exist, but it does not.

Action: Make sure that the file exists.

OCI-30153: An invalid File Object is passed to the OCIFile function

Cause: An invalid File Object is passed to the OCIFile function.

Action: Make sure that the file object is a valid one. Create a new file object by calling OCIFileOpen if needed.

OCI-30154: The memory address given as buffer for OCIFileRead/Write is invalid

Cause: An invalid memory address is given as the buffer pointer for OCIFileRead/Write.

Action: Make sure that the required memory is allocated and pass a valid memory address as buffer pointer.

OCI-30155: An I/O Error occured during an OCIFile function call

Cause: An I/O error occurred at the system level.

Action: This is a system error and the action will depnd on the error.

OCI-30156: Out of disk space

Cause: The disks associated with the underlying file system are full.

Action: Create more disk space.

OCI-30157: An invalid argument was given to operating system call

Cause: The OS call was called with an invalid argument.

Action: Check the values passed. If unsuccessful to solve the problem contact ORACLE support.

OCI-30158: The OCIFileWrite causes the file to exceed the maximum allowed size

Cause: There is no space to write to the file. Its size is at the maximum limit.

Action: Up to the user.

OCI-30159: OCIFileOpen: Cannot create the file or cannot open in the requested mode

Cause: The create flag was specified in OCIFileOpen such that the file was to be created. But unable to do so. Or the file already exists and the permissions on it doesn't allow the file to be opened in in the requested open mode

Action: Check whether the user has permissions to create the specified file or if the file exists whether the permissions on it allow the requested open mode.

OCI-30160: Unable to access the file

Cause: The function was unable to access the existing the file.

Action: Check if the user has the required permissions on the file.

OCI-30161: A system error occurred during the OCIFile function call

Cause: A system error occurred while executing the OCIFile function.

Action: Depend on the error.

OCI-30162: The OCIFile context is not initialized

Cause: The function OCIFileInit need to be called before calling any other OCIFile function to initialize the OCIFile context.

Action: Call the function OCIFileInit need to be called before calling any other OCIFile function.

OCI-30163: The thread safety initialization failed

Cause: The call to SlgInit failed in OCIFileInit.

Action: Contact support

OCI-30175: invalid type given for an argument

Cause: There is an argument with an invalid type in the argument list.

Action: Use the correct type wrapper for the argument.

OCI-30176: invalid format code used in the format string

Cause: There is an invalid format code in the format string.

Action: Replace the invalid format code with a valid one.

OCI-30177: invalid flag used in a format specification

Cause: There is an invalid flag in a format specification.

Action: Replace the invalid flag with a valid one.

OCI-30178: duplicate flag used in a format specification

Cause: There is a duplicate flag in a format specification.

Action: Remove the duplicate flag.

OCI-30179: invalid argument index used in a format code

Cause: Zero or negative argument index or index not following (."

Action: Replace the invalid argument index with a valid one.

OCI-30180: argument index is too large

Cause: An argument index exceeds actual number of arguments supplied.

Action: Fix format string or pass additional arguments.

OCI-30181: integer in argument index is not immediately followed by)

Cause: Missing closing parenthesis in argument index.

Action: Fix the format specification.

OCI-30182: invalid precision specifier

Cause: Period in format specification not followed by valid format.

Action: Replace the invalid precision specifier with a valid one.

OCI-30183: invalid field width specifier

Cause: Invalid field width supplied.

Action: Replace the invalid field width with a valid one.

OCI-30184: argument type not compatible with a format code

Cause: Bad argument type given for a format code.

Action: Make format and arguments be compatible.

OCI-30185: output too large to fit in the buffer

Cause: The buffer is not large enough to hold the entire output string.

Action: Fix the buffer size and length passed in.

OCI-30186: reserved for future use

Cause: None.

Action: None

OCI-30187: reserved for future use

Cause: None.

Action: None

OCI-30188: reserved for future use

Cause: None.

Action: None

OCI-30189: reserved for future use

Cause: None.

Action: None

OCI-30190: reserved for future use

Cause: None.

Action: None

OCI-30191: missing argument list

Cause: No argument list supplied.

Action: Modify the argument list to have at least OCIFormatEnd in it.

OCI-30192: reserved for future use

Cause: None.

Action: None

OCI-30193: reserved for future use

Cause: None.

Action: None

OCI-30194: reserved for future use

Cause: None.

Action: None

OCI-30195: reserved for future use

Cause: None.

Action: None

OCI-30196: reserved for future use

Cause: None.

Action: None

OCI-30197: reserved for future use

Cause: None.

Action: None

OCI-30198: reserved for future use

Cause: None.

Action: None

OCI-30199: reserved for future use

Cause: None.

Action: None

OCI-30930: XML node '*string*' (type=*string*) does not support this operation

Cause: The given node's type is not supported for this operation. For example, trying to add children to an attribute node, or passing in a document node as a child, are unsupported operations.

Action: Use a valid node type for the operation.

OCI-30931: Element '*string*' cannot contain mixed text

Cause: XML elements must be declared mixed to contain multiple text nodes

Action: Declare this element type as mixed in its schema

OCI-30932: Reference node '*string*' not contained in specified parent node '*string*'

Cause: When using a reference node, it must have the specified parent node

Action: Use a node in the specified parent as the reference

OCI-30933: Element '*string*' may not appear at this point within parent '*string*'

Cause: The ordering specified by the content model of the parent does not allow for this element to occur at this position.

Action: Reorder the child elements to conform with the content model of the parent element

OCI-30934: '*string*' (*string* node) cannot be inserted in parent '*string*' (*string* node)

Cause: The schema does not allow a child node of this type to be inserted into a parent node of this type. For example, only element nodes may only be inserted into a document

Action: Insert only child nodes that make sense for this node type

OCI-30935: XML maxoccurs value (*string*) exceeded

Cause: An attempt was made to insert more than maxoccurs values into a schema-based XML document.

Action: Do not insert more than maxoccurs values into the document.

OCI-30936: Maximum number (*string*) of '*string*' XML node elements exceeded

Cause: An attempt was made to insert more than the allowed number of elements (specified by the maxoccurs facet) into an XML document.

Action: Do not attempt to add more than the maximum number of elements to XML documents.

OCI-30937: No schema definition for '*string*' (namespace '*string*') in parent '*string*'

Cause: The schema definition for the parent node being processed does not allow for the specified child node in its content model. Note that any typecasting via xsi:type must occur before the schema definitions for the new type can be used.

Action: Only insert elements and attributes declared in the schema. Check to make sure that xsi:type (if used) is specified first.

OCI-30938: No prefix defined for namespace '*string*' (particle *string*)

Cause: An XML namespace mapping (xmlns:prefix=namespace URL) must be defined for each particle (element or attribute) stored in an schema-constrained XMLType document.

Action: Add an xmlns attribute definition (attribute name="xmlns:prefix" and value="namespace URL") to the current XMLType document. The safest place to add this attribute is in the root node of the document to ensure that the mapping will be in scope.

OCI-30939: Order violation: Element '*string*' may not follow element '*string*'

Cause: The XML schema specifies a content model that is sequential, where the order of nodes in the instance must follow the order specified by the schema, and this instance relies on the schema validity to avoid maintaining instance order information

Action: Insert elements only in the order specified in the schema

OCI-30940: Cannot resolve prefix '*string*' for QName node '*string*'

Cause: An attempt was made to store a QName value without having a valid namespace in scope for that prefix.

Action: Declare the namespace for the prefix used

OCI-30941: Cannot specify empty URI for non-default namespace '*string*'

Cause: An attempt was made to insert a namespace declaration for a non-default namespace using an empty URI string.

Action: Specify a non-empty URI for namespace declarations other than the default namespace.

OCI-30942: XML Schema Evolution error for schema '*string*' table *string* column '*string*'

Cause: The given XMLType table/column which conforms to the given schema had errors during evolution. For more information, see the more specific error below this one

Action: Based on the schema, table and column information in this error and the more specific error below, take corrective action

OCI-30943: XML Schema '*string*' is dependent on XML schema '*string*'

Cause: Not all dependent schemas were specified and/or the schemas were not specified in dependency order, i.e., if schema S1 is dependent on schema S, S must appear before S1.

Action: Include the previously unspecified schema in the list of schemas and/or correct the order in which the schemas are specified. Then retry the operation.

OCI-30944: Error during rollback for XML schema '*string*' table *string* column '*string*'

Cause: The given XMLType table/column which conforms to the given schema had errors during a rollback of XML schema evolution. For more information, see the more specific error below this one

Action: Based on the schema, table and column information in this error and the more specific error below, take corrective action

OCI-30945: Could not create mapping table '*string*'

Cause: A mapping table could not be created during XML schema evolution. For more information, see the more specific error below this one

Action: Ensure that a table with the given name does not exist and retry the operation

OCI-30946: XML Schema Evolution warning: temporary tables not cleaned up

Cause: An error occurred after the schema was evolved while cleaning up temporary tables. The schema evolution was successful

Action: If the user needs to remove the temporary tables, use the mapping table to get the temporary table names and drop them.

OCI-30951: Element or attribute at Xpath *string* exceeds maximum length

Cause: An attempt was made to insert a node of length exceeding the maximum length (specified by the maxLength facet) into an XML document.

Action: Do not attempt to add a node exceeding the maximum length to XML documents.

OCI-30990: insufficient privileges to change owner of resource *string*

Cause: An attempt was made to change the *Owner* field of an XML DB resource without sufficient privileges to do so.

Action: Switch to SYS before performing the ownership change, or have the intended recipient of the resource perform the transfer.

OCI-30991: cannot use DOM to add special attribute to schema-based parent

Cause: An attempt was made to add or remove an xsi:schemaLocation, xsi:noNamespaceSchemaLocation, xsi:type, or xsi:nil attribute to or from a schema-based XML node using DOM.

Action: Use the updateXML operator instead of DOM.

OCI-31000: Resource '*string*' is not an XDB schema document

Cause: The given schema URL does not refer to a registered XDB schema

Action: Make sure the specified schema has been registered in XDB

OCI-31001: Invalid resource handle or path name "*string*"

Cause: An invalid resource handle or path name was passed to the XDB hierarchical resolver.

Action: Pass a valid resource handle or path name to the hierarchical resolver.

OCI-31002: Path name *string* is not a container

Cause: XDB expected the given path name to represent a container.

Action: Pass a path name or resource handle that represents a container.

OCI-31003: Parent *string* already contains child entry *string*

Cause: An attempt was made to insert a duplicate child into the XDB hierarchical resolver.

Action: Insert a unique name into the container.

OCI-31004: Length *string* of the BLOB in XDB\$H_INDEX is below the minimum *string*

Cause: In the XDB\$H_INDEX table, the CHILDREN column, a BLOB, must have a certain minimum length without being chained. The calculated length of the LOB was less than the stated minimum.

Action: Set the value of the init.ora parameter db_block_size to at least 2K. For XDB to run at its fastest, set db_block_size to 8K.

OCI-31005: Path name length *string* exceeds maximum length *string*

Cause: The length of a path name passed to the XDB hierarchical resolver exceeded the maximum length.

Action: Choose a shorter path name.

OCI-31006: Path name segment length *string* exceeds maximum length *string*

Cause: The length of a path name segment passed to the XDB hierarchical resolver exceeded the maximum length of a path name segment.

Action: Choose a shorter path name segment.

OCI-31007: Attempted to delete non-empty container *string/string*

Cause: An attempt was made to delete a non-empty container in the XDB hierarchical resolver.

Action: Either perform a recursive deletion, or first delete the contents of the container.

OCI-31009: Access denied for property *string*

Cause: An attempt was made to access a property you don't have access to

Action: Check the ACL to see what privileges you have for this property

OCI-31010: XML element index *string* exceeds maximum insertion index *string*

Cause: An attempt was made to insert an XML element at an invalid index location in the node.

Action: Choose a new index that falls within the allowed range.

OCI-31011: XML parsing failed

Cause: XML parser returned an error while trying to parse the document.

Action: Check if the document to be parsed is valid.

OCI-31012: Given XPATH expression not supported

Cause: XPATH expression passed to the function is currently unsupported.

Action: Check the xpath expression and change it to use a supported expression.

OCI-31013: Invalid XPATH expression

Cause: XPATH expression passed to the function is invalid.

Action: Check the xpath expression for possible syntax errors.

OCI-31014: Attempted to delete the root container

Cause: An attempt was made to delete the root container in the hierarchical index.

Action: Do not delete the root container.

OCI-31015: Attempted to insert entry without name

Cause: An attempt was made to insert an entry into the hierarchical resolver without a child name.

Action: Supply a child name and try inserting again.

OCI-31016: Attempted to delete entry without name

Cause: An attempt was made to delete an entry from the hierarchical resolver without a child name.

Action: Supply a child name and try deleting again.

OCI-31017: Error generating unique OID for XML document

Cause: An error occurred while generating a globally unique OID for storing an XML document.

Action: n/a

OCI-31018: Error deleting XML document

Cause: The XMLType object pointed to by the given REF could not be deleted because either the REF was invalid or it pointed to a non-existent table.

Action: Either use FORCE deletion or supply a valid REF.

OCI-31019: Recursive deletion snapshot too old for *string/string*

Cause: Changes were made to the structure of a directory while it was being recursively deleted.

Action: Try deleting the directory again.

OCI-31020: The operation is not allowed, Reason: *string*

Cause: The operation attempted is not allowed

Action: See reason and change to a valid operation.

OCI-31021: Element definition not found

Cause: The element definition was not found.

Action: Supply the definition for the element or use a defined element.

OCI-31022: Element not found

Cause: The element was not found.

Action: Make sure the specified element exists.

OCI-31023: Index size error

Cause: The index is greater than the allowed value.

Action: Make sure the index is less than allowed value.

OCI-31025: Invalid document element

Cause: An attempt was made to replace the data at an invalid index number in the XML document

Action: Supply a correct occurrence number and try again.

OCI-31027: Path name or handle *string* does not point to a resource

Cause: An attempt was made to retrieve a resource based on a path name or resource handle that points to an entity other than a resource.

Action: Do not attempt to retrieve a resource based on that path name or resource handle.

OCI-31028: Resource metadata length *string* exceeded maximum length *string*

Cause: An attempt was made to insert resource metadata that exceeded the maximum length of that type of metadata.

Action: Keep resource metadata within its allowed length.

OCI-31029: Cannot bind to unsaved resource

Cause: An attempt was made to bind to a resource that had not been saved to disk.

Action: Bind only to saved resources.

OCI-31030: Unable to retrieve XML document

Cause: The resource had an invalid (dangling) REF to an XML document.

Action: Rebind the resource using a valid XMLType REF.

OCI-31033: Requested number of XML children *string* exceeds maximum *string*

Cause: An attempt was made to add more than the maximum number of allowable children in an XML element.

Action: Redefine the schema to allow breaking up of the children among siblings.

OCI-31035: Could not bind locked resource to path *string/string*

Cause: An attempt was made to bind an existing resource to a new location in the hierarchy, but a lock could not be obtained on the resource.

Action: Commit or roll back the transaction that has the lock on the resource.

OCI-31037: Invalid XML attribute name *string*

Cause: The attribute name in the XML document did not match anything in the associated schema.

Action: Supply only schema-defined or XML standard attributes.

OCI-31038: Invalid *string* value: "*string*"

Cause: The text in the XML document did not represent a valid value given the datatype and other constraints in the schema.

Action: Ensure that the specified value in XML documents is valid with respect to the datatype and other constraints in the schema.

OCI-31039: XML namespace length *string* exceeds maximum *string*

Cause: The length of the disk-formatted XML namespace exceeded the maximum.

Action: Keep XML namespace declarations below the maximum length.

OCI-31040: Property *string*: XML type (*string*) not compatible with internal memory type (*string*)

Cause: The XML datatype given is inconsistent with the database datatype, and a conversion cannot be made.

Action: This is an internal error, generally resulting from corruption of the compiled XML schema. Re-register schemas, or contact Oracle support.

OCI-31041: Property *string*: Memory type (*string*) not compatible with database type (*string*)

Cause: The memory type associated with this property is mapped to an incompatible database type, and a conversion cannot be made.

Action: This is an internal error, generally resulting from corruption of the compiled XML schema. Re-register schemas, or contact Oracle support.

OCI-31042: Too many properties in type '*string*'

Cause: The type can only have the same number of properties (elements and attributes) as a table can have columns.

Action: Modify the XML schema to move properties into subelements that are not inlined.

OCI-31043: Element '*string*' not globally defined in schema '*string*'

Cause: The specified element name has not been defined at the top level of the XML schema (i.e. globally). Elements must be defined globally to be the root of an XMLType object.

Action: Check the XML schema definition to make sure the specified element name has been defined at the top level.

OCI-31044: Top-level prefix length *string* exceeds maximum *string*

Cause: An attempt was made to save to disk a top-level XML namespace prefix whose length exceeded the maximum.

Action: Do not define XML namespace prefixes that exceed the maximum length.

OCI-31045: Cannot store more than *string* extras outside the root XML node

Cause: An attempt was made to store more than the maximum number of XML extras (e.g. comments and processing instructions) either before or after the document's root node.

Action: Keep the number of extras outside the root node below the maximum.

OCI-31046: Incorrect argument(s) specified in the operator

Cause: One or more of the arguments specified in the operator in the query are incorrect

Action: Correct the arguments specified in the operator

OCI-31047: Could not retrieve resource data at path *string*

Cause: An error occurred while retrieving the contents and/or metadata of a resource.

Action: Contact Oracle customer support.

OCI-31048: Unsaved resources cannot be updated

Cause: An attempt was made to update a resource that was never saved to disk.

Action: Perform a resource insertion instead.

OCI-31050: Access denied

Cause: The requested access privileges have not been granted to the current user. User must be granted privileges prior to resource access.

Action: Check the set of requested access privileges to make sure that they are included in the set of access privileges granted to the user.

OCI-31051: Requested access privileges not supported

Cause: The requested access privileges are not supported for the specified resource.

Action: Ensure that the set of requested access privileges are valid access privileges for the specified resource.

OCI-31052: Cannot delete ACL with other references

Cause: The requested deletion of an ACL resource cannot proceed. The ACL is in use by other resources.

Action: Remove the resources that are making reference to the ACL in question and try again.

OCI-31053: The value of the depth argument in the operator cannot be negative

Cause: The value of the depth argument passed to the primary operator is not a positive integer

Action: Pass a positive value of the depth argument

OCI-31054: The *string* operator cannot have an ancillary operator

Cause: An ancillary operator was used with an operator which does not support ancillary operators

Action: Remove the ancillary operator in the query

OCI-31055: A null XMLType element cannot be inserted into RESOURCE_VIEW

Cause: The element which is being inserted into the RESOURCE_VIEW is NULL

Action: Specify a non-null XMLType element to insert into RESOURCE_VIEW

OCI-31056: The document being inserted does not conform to *string*

Cause: The XMLType element being inserted into the RESOURCE_VIEW does not conform to the specified Schema

Action: Insert an element which conforms to the specified Schema

OCI-31057: Display Name of the element being inserted is null

Cause: The Display Name of the element which is being inserted into the RESOURCE_VIEW is null

Action: Specify the Display Name and insert the element into RESOURCE_VIEW

OCI-31058: cannot modify read-only XOBs

Cause: Read-Only XOBs cannot be modified.

Action: Use only read operations on such a XOB.

OCI-31059: Cannot insert root XML document node if it already exists

Cause: An attempt was made to insert a root node into an XML document that already had a root node.

Action: Call the appropriate replace function to replace the node instead of inserting it anew.

OCI-31060: Resource at path *string* could not be deleted

Cause: An error occurred while deleting the named resource. The specific error can be found one lower on the error stack.

Action: Look at the next error on the stack and take appropriate action.

OCI-31061: XML event error

Cause: The specified error occurred in XDB.

Action: Correct the error or contact Oracle Support Services.

OCI-31062: Cannot delete an unsaved resource

Cause: An attempt was made to delete a resource that had not been saved to disk.

Action: Delete only saved resources.

OCI-31065: Cannot modify read-only property [*string*]

Cause: An attempt was made to modify an immutable XML node.

Action: Use only read operations on such properties.

OCI-31066: Insertion of *string* into *string* creates a cycle

Cause: An attempt was made to insert a link into the XDB hierarchy that would create a cycle in the tree.

Action: Ensure that links to existing resources do not cause cycles.

OCI-31067: XML nodes must be updated with nodes of the same type

Cause: An attempt was made to use updateXML to update an XML node with a node of another type.

Action: Ensure that the node specified by the XPath matches the type of new data provided.

OCI-31068: updateXML expected data format [*string*] instead of [*string*]

Cause: An attempt was made to use updateXML to update data with a node of the incorrect type. Text and attribute nodes must be updated with string data, whereas element nodes must be updated with XMLType data.

Action: Use CREATEXML or getStringVal to coerce the new data to the proper format.

OCI-31069: Cannot apply typed changes to non-schema-based XMLType nodes

Cause: An attempt was made to insert, delete, or update a non-schema-based XMLType node using an XML schema definition.

Action: Make changes to non-typed nodes only by referencing their tag names.

OCI-31070: Invalid database user ID *string*

Cause: An attempt was made set an invalid user ID into an XDB resource metadata property.

Action: Verify the validity of the user ID and try again.

OCI-31071: Invalid database username or GUID *string*

Cause: An attempt was made to set an invalid username or GUID into an XDB resource metadata property.

Action: Verify the validity of the username or GUID and try again.

OCI-31072: Too many child nodes in XMLType fragment for updateXML

Cause: An attempt was made to pass an XMLType fragment with multiple children as new data for the updateXML operator.

Action: Extract the desired child from the XMLType before passing it to updateXML as the desired new XML node.

OCI-31073: Resource not retrieved using path name

Cause: An attempt was made to access the path name of a resource that was either never saved to disk or was loaded using a method other than with its path name.

Action: Perform path name operations only on resources obtained using a path name.

OCI-31075: invalid *string* declaration in XML Schema

Cause: The XML schema contains an invalid declaration identified by the message.

Action: Fix the identified error and try again.

OCI-31076: required attribute "*string*" not specified

Cause: The XML schema does not specify a required attribute.

Action: Specify a value for the required attribute.

OCI-31077: invalid attribute "*string*" specified

Cause: The XML schema specifies an invalid attribute.

Action: Remove specification of the invalid attribute.

OCI-31078: error in SQL mapping information

Cause: There is an error in the SQL type and table specification within the XML Schema.

Action: Ensure that all specified SQL types and tables are valid and compatible with the corresponding XML types.

OCI-31079: unable to resolve reference to *string* "*string*"

Cause: The identified type or attribute or element could not be resolved.

Action: Make sure that the name corresponds to a valid XML (simple/complex) type or attribute or element and try again.

OCI-31080: type not specified for attribute or element "*string*"

Cause: The identified attribute or element does not have a type.

Action: Make sure that every attribute and element has a valid type specification.

OCI-31081: name not specified for global declaration

Cause: The XML schema does not specify the name for the global declaration of attribute or element or simpleType or complexType.

Action: Specify names for all global declarations.

OCI-31082: invalid attribute "*string*" specified in declaration of "*string*"

Cause: The XML schema specifies an invalid attribute.

Action: Remove specification of the invalid attribute.

OCI-31083: error while creating SQL type "*string*"."*string*"

Cause: An error occurred while trying to create the SQL type based on the specification of a complex type.

Action: Fix the identified error and try again.

OCI-31084: error while creating table "*string*"."*string*" for element "*string*"

Cause: An error occurred while trying to create the table based on the declaration for the identified element.

Action: Fix the identified error and try again.

OCI-31085: schema "string" already registered

Cause: An attempt was made to register a schema with the same URL as a previously registered schema.

Action: Register the schema with a different URL.

OCI-31086: insufficient privileges to register global schema "string"

Cause: An attempt was made to register a global schema without sufficient privileges.

Action: Make sure that the user has sufficient privileges to register a global schema.

OCI-31087: insufficient privileges to delete schema "string"

Cause: An attempt was made to delete a schema resource without sufficient privileges.

Action: Make sure that the user has sufficient privileges to delete the schema.

OCI-31088: object "string"."string" depends on the schema

Cause: An attempt was made to delete a schema which has dependent objects.

Action: Either drop the dependent objects prior to deleting the schema or use the CASCADE or FORCE options.

OCI-31089: schema "string" does not target namespace "string"

Cause: The schema document contains references (via include and import definitions) to other schemas that do not belong to valid namespaces.

Action: Make sure that all schemas referenced via include definitions target the same namespace as the parent schema. Further make sure that the namespace specified in the import definition matches the actual target namespace of the specified schema.

OCI-31090: invalid database schema name "string"

Cause: The XML schema document contains an invalid database schema name. For example, the value of attribute SQLSchema

Action: Make sure that all database user/schema names specified in the XML schema document refer to existing database users/schemas.

OCI-31091: empty string specified as a SQL name

Cause: The XML schema document contains a null SQL name. For example, the values of attributes SQLName, SQLType, defaultTable.

Action: Make sure that all names of SQL schema objects specified in the XML schema document are valid SQL names. Otherwise, remove such attributes from the schema and try again.

OCI-31092: invalid SQL name "string"

Cause: The XML schema document contains an invalid SQL name. For example, the values of attributes SQLName, SQLType, defaultTable.

Action: Make sure that all names of SQL schema objects specified in the XML schema document are valid SQL names. This implies that the database length and other restrictions on names be satisfied.

OCI-31093: null or invalid value specified for parameter : string

Cause: The argument value passed for the given parameter is null or invalid.

Action: Make sure that all the input argument values are valid.

OCI-31094: incompatible SQL type "string" for attribute or element "string"

Cause: The SQL type information provided in the XML schema is not compatible with the XML datatype for the specified attribute or element.

Action: Make sure that the specified SQL types are compatible with the declared XML datatypes.

OCI-31095: cannot generate string : "string.string" already exists

Cause: The type/table name specified in the XML schema document cannot be generated because it is already being used.

Action: Use different names for types/tables or use the NOGEN mode so that schema compiler does not generate new types/tables.

OCI-31096: validation failed for schema

Cause: The XML Schema could not be validated.

Action: Make sure that the SQLType and other datatype mapping is valid.

OCI-31097: Hierarchical Index not empty

Cause: An attempt was made to rebuild the hierarchical index which is not empty.

Action: Delete all rows in the hierarchical index and then rebuild it.

OCI-31099: XDB Security Internal Error

Cause: An XDB Security internal error has occurred.

Action: Contact Oracle Support.

OCI-31100: XDB Locking Internal Error

Cause: An XDB Locking Internal error has occurred.

Action: Contact Oracle Support.

OCI-31101: Token "string" not given while locking resource "string"

Cause: Locking attempted on resource when the principal already owns a lock given by the token above.

Action: Reattempt the lock with the token.

OCI-31102: Already locked in exclusive mode. Cannot add lock.

Cause: The resource is already locked in exclusive mode. Cannot add another lock.

Action: Unlock the existing lock.

OCI-31103: Resource locked in shared mode. Cannot add exclusive lock

Cause: The resource is locked in shared mode. Cannot add a shared lock.

Action: Try locking in shared mode or unlocking the existing lock.

OCI-31104: Cannot find lock with token "string" on "string" for unlock

Cause: The lock may have been unlock or it may have expired.

Action: No action needed. Unlock already successful.

OCI-31105: User does not own lock "string"

Cause: The lock to be unlocked is not owned by the user.

Action: n/a

OCI-31107: Action failed as resource "*string*" is locked by name lock

Cause: Lock requests cause the whole request URI to be locked

Action: Supply lock token or unlock the lock

OCI-31108: Action failed as resource *string* is locked

Cause: Delete/Rename failed because of an existing lock

Action: Do lockdiscovery to find the lock and delete it.

OCI-31109: Action failed as parent resource *string* is locked

Cause: Delete/Rename failed because of a lock on parent resource

Action: Do lockdiscovery to find the lock and delete it.

OCI-31110: Action failed as resource *string* is locked by name

Cause: Delete/Rename failed because one of the children is locked.

Action: Do lockdiscovery to find the lock and delete it.

OCI-31111: table *string* cannot be hierarchically enabled

Cause: Trigger *tablename_xdb_pittrigger* already exists

Action: Either the table is already hierarchically enabled or the user trigger *tablename_xdb_pittrigger* needs to be dropped. Delete all rows in the hierarchical index and then rebuild it.

OCI-31112: fail to *string* for *string* port using xdb configuration

Cause: port number for the defined presentation is not valid

Action: Either the port number is already in use or it is protected. Specify another port number.

OCI-31113: XDB configuration may not be updated with non-schema compliant data

Cause: An attempt was made to update the XDB configuration resource with non-schema or non-schema compliant data.

Action: Check the document to make sure it is schema based and schema compliant.

OCI-31114: XDB configuration has been deleted or is corrupted

Cause: The XDB configuration resource has been deleted or corrupted.

Action: Reinstall XDB, or reinsert a valid configuration document.

OCI-31115: XDB configuration error: *string*

Cause: An error related to XDB configuration has occurred.

Action: Make sure the configuration resource contains valid data.

OCI-31116: Tablespace not specified correctly

Cause: XDB cannot be moved to the specified tablespace.

Action: Specify a valid tablespace.

OCI-31121: The *string* operator can not be FALSE

Cause: The value of the operator that is specified is FALSE

Action: Specify an operator that evaluates to TRUE

OCI-31122: The *string* operator has incorrect RHS value

Cause: The right hand side value that has been specified for the operator does not evaluate to TRUE

Action: Specify value on the right hand side that evaluate to TRUE

OCI-31151: Cyclic definition encountered for *string*: "*string*"

Cause: The schema definition for this type has cycles.

Action: Remove cyclic definition and re-compile schema.

OCI-31153: Cannot create schema URL with reserved prefix "<http://xmlns.oracle.com/xdbschemas/>"

Cause: This prefix is reserved for XDB extended schema URLs and cannot be used in a user specified URL.

Action: Modify the prefix to a different one.

OCI-31154: invalid XML document

Cause: The XML document is invalid with respect to its XML Schema.

Action: Fix the errors identified and try again.

OCI-31155: attribute *string* not in XDB namespace

Cause: The specified attribute should be prefixed with XDB's namespace.

Action: Ensure that all XDB specified attributes are prefixed with XDB's namespace and try again.

OCI-31157: Invalid Content-Type charset

Cause: HTTP Content-Type header had a charset that Oracle does not understand.

Action: Fix the Content-Type header in the HTTP request.

OCI-31158: schema "*string*" currently being referenced

Cause: The specified schema URL is currently being referenced by the same session. This could happen because of PLSQL XMLType variables still in scope.

Action: Ensure all references to this schema in this session are released and try the operation again.

OCI-31159: XML DB is in an invalid state

Cause: XML DB's internal tables are in an invalid state, probably because the database was not upgraded or the upgrade was not successful

Action: Ensure that the database is upgraded successfully. If the problem persists, contact Oracle Support

OCI-31160: max substitution group size *string* exceeded by "*string*" (*string*) for head element "*string*" (*string*)

Cause: The maximum limit on nested substitution groups has been exceeded by an element.

Action: Delete specified schema and re-register it after removing the offending substitution element.

OCI-31161: element or attribute "*string*" cannot be stored out of line

Cause: An element or attribute of a simple type has SQLInline=false

Action: Remove the SQLInline=false qualification for the offending element or attribute

OCI-31162: element or attribute "string" has no SQLType specified

Cause: Schema registration was invoked with GENTYPES=false without specifying a SQLType for some element or attribute

Action: Specify a SQLType for the offending element or attribute and register the schema again

OCI-31163: element or attribute "string" has invalid attribute value "string" (should be "string")

Cause: An element or attribute for a complex type derived by restriction has an attribute whose value is different from that in the base type

Action: Remove the mismatched attribute values from the offending element or attribute

OCI-31164: cannot load object-relational XML attribute using direct path \n

Cause: The table being loaded contains a xml column with object-relational storage. The xmltype column contains a type with subtypes. This type of attribute cannot be loaded with direct path.

Action: Perform the load with conventional path mode.

OCI-31165: cannot load object-relational XML attribute using direct path \n

Cause: The table being loaded contains a xml column with object-relational storage. The xmltype column either contains an out-of-line partitioned table or the table itself is partitioned by one of the attributes of xmltype. This type of table cannot be loaded with direct path.

Action: Perform the load with conventional path mode.

OCI-31167: XML nodes over 64K in size cannot be inserted

Cause: An attempt was made to insert an XML Text Node with a size greater than 64K. This is not supported.

Action: Create text nodes under 64K.

OCI-31168: Node localname and namespace values should be less than 64K

Cause: An attempt was made to specify an XML Node with localname or namespace value greater than or equal to 64K. This is not supported.

Action: Node localnames and namespace values should be under 64K.

OCI-31180: DOM Type mismatch in invalid PL/SQL DOM handle

Cause: The specified PL/SQL DOM handle is referencing a DOM Node whose DOM Type that does not match the one available in the session. This could happen because the pl/sql handle was reused, or the original document is no longer available.

Action: Ensure that the pl/sql handle for the target node is valid and try the operation again.

OCI-31181: PL/SQL DOM handle accesses node that is no longer available

Cause: The specified pl/sql handle is referencing a node in a DOM Document that is no longer available.

Action: Ensure that the pl/sql handle for the target node is valid and try the operation again.

OCI-31182: Too many PL/SQL DOM handles specified

Cause: An attempt was made to create a PL/SQL DOM handle that exceeded the maximum allowable number of PL/SQL DOM handles.

Action: Free PL/SQL DOM handles and try the operation again.

OCI-31185: DOM Nodes do not belong to the same DOM Document

Cause: The specified PL/SQL DOM Node does not belong to the parent DOM Document of the referring DOM Node.

Action: Ensure that both the DOM Nodes are part of the same DOM Document.

OCI-31190: Resource *string* is not a version-controlled resource

Cause: Either one of the following is the cause: - Checkout is requested for a resource that isn't under version control". Only version-controlled resource can be checked out. - Checkout is requested for a row of a non-versioned table.

Action: put the resource under version-control before checking out.

OCI-31191: Resource *string* is already checked out

Cause: Either one of the following is the cause: - Checkout is requested for a resource that is already checked out to the workspace by the same or different user.

Action: checked in the resource from the workspace before checking out

OCI-31192: Resource *string* has not been checked out

Cause: Either one of the following is the cause: - Checkin or uncheckout is requested for a resource that has not been checked out to the workspace by any user in a workspace

Action: checked in the resource from the workspace before checking out

OCI-31193: This versioning feature isn't supported for resource *string*

Cause: Either one of the following is the cause: - Container cannot be put under version-controlled.

Action: Avoid using these features.

OCI-31194: Resource *string* is already deleted

Cause: Access a version-controlled resource that is already deleted.

Action: Recreate the resource. Remove the cyclic definitions in the type and retry compilation.

OCI-31195: XML node '*string*' (type=*string*) does not support this operation

Cause: The given node's type is not supported for this operation. For example, trying to add children to an attribute node, or passing in a document node as a child, are unsupported operations.

Action: Use a valid node type for the operation.

OCI-31196: XML nodes over *string* in size cannot be printed

Cause: An attempt was made to use an XML Text Node with a size greater than 64K, or an XML Comment Node with a size greater than 4K. These cannot be printed. For example, trying to add children to an attribute node, or passing in a document node as a child, are unsupported operations.

Action: Use getClobVal() or getStringVal() to print the Document.

OCI-31197: Error in processing file *string*

Cause: An error occurred while operating on the specified file. The possible causes are the file header is corrupt or check the next error on stack

Action: Ensure that the specified file is correct. Look at the next error on the stack and take appropriate action.

OCI-31198: Mismatch in number of bytes transferred due to non-binary mode

Cause: An error occurred while reading the specified file. The most probable cause is that the transfer was initiated in ASCII mode.

Action: Ensure that the transfer mode is set to BINARY

OCI-31199: Warning in processing file *string*

Cause: A warning was raised while operating on the specified file. However, the current operation was completed successfully.

Action: This is primarily an informational message. Look at the next error on the stack to obtain further information.

OCI-64495: XQuery data model has to be allowed.

Cause: XQuery data model was not allowed.

Action: Ensure that the XQuery data model is allowed.

OKSK-00000 to OKSK-00039

OKSK-00000: %2 %3

Cause: Informational.

Action: None

OKSK-00001: %2 %3

Cause: Informational.

Action: None

OKSK-00002: %2 %3

Cause: Informational.

Action: None

OKSK-00003: %2 %3

Cause: Informational.

Action: None

OKSK-00004: Module load succeeded. Build information: %2 %3 %4

Cause: Informational.

Action: None

OKSK-00005: Module failed to load and start with status %2. Build information: %3 %4 %5

Cause: Informational.

Action: None

OKSK-00006: Module unloaded.

Cause: Informational.

Action: None

OKSK-00007: Information has been saved in the file %2 . Include the contents of this file if reporting a problem to Oracle.

Cause: Informational.

Action: None

OKSK-00008: Cluster Membership Change starting - Incarnation %2.

Cause: Informational.

Action: None

OKSK-00009: Cluster Membership Change complete.

Cause: Informational.

Action: n/a

OKSK-00010: Persistent OKS log opened at %2.

Cause: Informational.

Action: None

OKSK-00011: Failed to allocate kernel memory for %2.

Cause: Unable to allocate memory for a required function.

Action: Contact Oracle Support Services.

OKSK-00012: Failed to open %2.

Cause: Unable to open a persistent OKS log file. Likely an invalid file path was specified or there was an internal error.

Action: Ensure that the file or directory exists else. If it does, contact Oracle Support Services.

OKSK-00013: Terminating Persistent OKS log.

Cause: Persistent OKS logging terminated due to the previous message.

Action: Informational.

OKSK-00014: Unable to generate an persistent OKS log file name.

Cause: Failed to generate an persistent OKS log file name.

Action: Internal error.

OKSK-00015: Persistent log thread creation failed.

Cause: Failed to create a kernel thread.

Action: Internal error.

OKSK-00016: Configuration error: buffer size %2 bytes is out of range.

Cause: The user selected an invalid buffer size.

Action: Select a different buffer size.

OKSK-00017: Configuration error: interval timer of %2 ms is out of range.

Cause: The user selected an invalid timer interval.

Action: Select a different timer value.

OKSK-00018: Configuration error: low water level of %2 bytes is out of range.

Cause: The user selected an invalid low water value.

Action: Select a different low water value.

OKSK-00019: Configuration error: high water level of %2 bytes is out of range.

Cause: The user selected an invalid high water value.

Action: Select a different high water value.

OKSK-00020: Configuration error: maximum number of log files (%2) is out of range.

Cause: The user selected an invalid maximum file number value.

Action: Select a different file number value.

OKSK-00021: Configuration error: The maximum file size of %2 bytes is out of range.

Cause: The user selected an invalid maximum log file size value.

Action: Select a different maximum log file size value.

OKSK-00022: File write error: File name '*string*'.

Cause: A write to the persistent OKS log file failed - possibly due to a full file system. Otherwise, it is an internal error. The in-memory OKS log will contain details regarding the error.

Action: Free up file systems space and restart the OKS persistent log ('acfsutil plogconfig -d *dir*'). If freeing up file system space does not resolve the problem, contact Oracle Support Services.

OKSK-00023: Cluster membership node list:

Cause: Informational.

Action: None

OKSK-00024: Node %2 (Interconnect address: %3.%4.%5.%6) %7

Cause: Informational.

Action: None

OKSK-00025: Cluster membership node count: %2, Local Node Number: %3, Rebuild Master: %4

Cause: Informational.

Action: None

OKSK-00026: Cluster membership rebuild manager failed to initialize.

Cause: Informational.

Action: Contact Oracle Support.

OKSK-00027: Oracle kernel distributed lock manager hash size is %2

Cause: Informational.

Action: None

OKSK-00028: In memory kernel log buffer address: %2, size: %3

Cause: Informational.

Action: None

OKSK-00029: Unable to extend the log buffer.

Cause: Informational.

Action: None

OKSK-00030: persistent OKS log buffer flush failure on OKS driver exit

Cause: The OKS driver failed to write the final log buffer to disk in a timely manner. The log file may be incomplete.

Action: None

OKSK-00031: Number of active kernel threads in Oracle ACFS drivers at driver unload time: %2 - reboot is recommended for driver cleanup

Cause: Kernel threads in Oracle ACFS drivers should have been terminated during driver unloading. However, some of those kernel threads were still active at the end of the unloading.

Action: Continued operation with the remaining active threads is possible. However, reboot is recommended to properly cleanup driver resources. For root cause analysis, a core dump should be generated.

OKSK-00032: Unable to allocate the log buffer.

Cause: Informational.

Action: None

OKSK-00033: WARNING. Possible hung thread tid:%2 name:%3 pid:%4 tsd:%5 Volume Number:%6 record sequence count:%7

Cause: A potential ACFS thread hang has been detected. This message is accompanied by message(s) OKSK-00034 which also provides details on this warning. This message may also be accompanied by other message(s) providing details on this warning.

Action: Contact Oracle Support Services.

OKSK-00035: %2

Cause: Follow up message to OKSUS-0033 and OKSUS-0034.

Action: See the preceding message Contact Oracle Support.

OKSK-00036: Warning: A possible ACFS thread hang has been detected:%2 pid:%3 tid:%4

Cause: A potential ACFS thread hang has been detected.

Action: See the OKS persistent log for more detailed information describing this potentially hung thread using the specified pid and tid numbers. Contact Oracle Support.

OKSK-00037: Module failed to load, mismatch between compiled thread size (%2) and kernel thread size (%3).

Cause: An attempt to load the OKS driver failed because the kernel thread size compiled into the driver was incompatible with the currently running kernel.

Action: Contact Oracle Support.

OKSK-00038: unable to open /proc/meminfo (error %2)

Cause: An attempt to load the OKS driver failed because an attempt to open the /proc/meminfo file to ascertain the current kernel stack size failed with the indicated error.

Action: Ensure that the file exists and is accessible, address the indicated error and retry. If the problem persists, contact Oracle Support Services.

OKSK-00039: WARNING. Possible lock contention. tid:%2 name:%3 pid:%4 tsd:%5 Volume Number:%6 record sequence count:%7

Cause: A different thread has hung and is blocking on a lock that either this thread holds or is waiting on. This message is accompanied by least 3 more message(s).

OKSK-00033 and OKSK-00034 provide information on the related hung thread.

OKSK-00040 provides more information on this thread. Additional OKSK-00039 and OKSK-00040 may identify other threads holding or trying to acquire the same lock.

Action: Contact Oracle Support Services.



ORA-00000 to ORA-00877

ORA-00000: normal, successful completion

Cause: Normal exit.

Action: None

ORA-00001: unique constraint (*string.string*) violated

Cause: An UPDATE or INSERT statement attempted to insert a duplicate key. For Trusted Oracle configured in DBMS MAC mode, you may see this message if a duplicate entry exists at a different level.

Action: Either remove the unique restriction or do not insert the key.

ORA-00017: session requested to set trace event

Cause: The current session was requested to set a trace event by another session.

Action: This is used internally; no action is required.

ORA-00018: maximum number of sessions exceeded

Cause: All session state objects are in use.

Action: Increase the value of the SESSIONS initialization parameter.

ORA-00019: maximum number of session licenses exceeded

Cause: All licenses are in use.

Action: Increase the value of the LICENSE MAX SESSIONS initialization parameter.

ORA-00020: maximum number of processes (*string*) exceeded

Cause: All process state objects are in use.

Action: Increase the value of the PROCESSES initialization parameter.

ORA-00021: session attached to some other process; cannot switch session

Cause: The user session is currently used by others.

Action: Do not switch to a session attached to some other process.

ORA-00022: invalid session ID; access denied

Cause: Either the session specified does not exist or the caller does not have the privilege to access it.

Action: Specify a valid session ID that you have privilege to access, that is either you own it or you have the CHANGE_USER privilege.

ORA-00023: session references process private memory; cannot detach session

Cause: An attempt was made to detach the current session when it contains references to process private memory.

Action: A session may contain references to process memory (PGA) if it has an open network connection, a very large context area, or operating system privileges. To allow the detach, it may be necessary to close the session's database links and/or cursors. Detaching a session with operating system privileges is always disallowed.

ORA-00024: logins from more than one process not allowed in single-process mode

Cause: Trying to login more than once from different processes for ORACLE started in single-process mode.

Action: Logoff from the other process.

ORA-00025: failed to allocate *string*

Cause: Out of memory.

Action: Restart with larger sga heap.

ORA-00026: missing or invalid session ID

Cause: Missing or invalid session ID string for the current operation.

Action: Retry with a valid session ID.

ORA-00027: cannot kill current session

Cause: Attempted to use ALTER SYSTEM KILL SESSION to kill the current session.

Action: None

ORA-00028: your session has been killed

Cause: A privileged user has killed your session and you are no longer logged on to the database.

Action: Login again if you wish to continue working.

ORA-00029: session is not a user session

Cause: The session ID specified in the current operation was not a user session (for example, recursive, etc.).

Action: Retry with a user session ID.

ORA-00030: User session ID does not exist.

Cause: The user session ID no longer exists, probably because the session was logged out.

Action: Use a valid session ID.

ORA-00031: session marked for kill

Cause: The session specified in an ALTER SYSTEM KILL SESSION command cannot be killed immediately (because it is rolling back or blocked on a network operation), but it has been marked for kill. This means it will be killed as soon as possible after its current uninterruptable operation is done.

Action: No action is required for the session to be killed, but further executions of the ALTER SYSTEM KILL SESSION command on this session may cause the session to be killed sooner.

ORA-00032: invalid session migration password

Cause: The session migration password specified in a session creation call was invalid (probably too long).

Action: Retry with a valid password (less than 30 chars).

ORA-00033: current session has empty migration password

Cause: An attempt was made to detach or clone the current session and it has an empty migration password. This is not allowed.

Action: Create the session with a non-empty migration password.

ORA-00034: cannot *string* in current PL/SQL session

Cause: An attempt was made to issue a commit or rollback from a PL/SQL object (procedure, function, package) in a session that has this disabled (by 'alter session disable commit in procedure')

Action: Enable commits from PL/SQL in this session, or do not attempt to use commit or rollback in PL/SQL when they are disabled in the current session.

ORA-00035: LICENSE_MAX_USERS cannot be less than current number of users

ORA-00036: maximum number of recursive SQL levels (*string*) exceeded

Cause: An attempt was made to go more than the specified number of recursive SQL levels.

Action: Remove the recursive SQL, possibly a recursive trigger.

ORA-00037: cannot switch to a session belonging to a different server group

Cause: An attempt was made to switch to a session in a different server group. This is not allowed.

Action: Make sure the server switches to a session that belongs to its server group.

ORA-00038: Cannot create session: server group belongs to another user

Cause: An attempt was made to create a non-migratable session in a server group that is owned by a different user.

Action: A server group is owned by the first user who logs into a server in the server group in non-migratable mode. All subsequent non-migratable mode logins must be made by the user who owns the server group. To have a different user login in non-migratable mode, the ownership of the server group will have to be changed. This can be done by logging off all current sessions and detaching from all existing servers in the server group and then having the new user login to become the new owner.

ORA-00039: error during periodic action

Cause: An unexpected error occurred while executing a periodically invoked action.

Action: Check the error stack for detailed error information.

ORA-00040: active time limit exceeded - call aborted

Cause: The Resource Manager SWITCH_TIME limit was exceeded.

Action: Reduce the complexity of the update or query, or contact your database administrator for more information.

ORA-00041: active time limit exceeded - session terminated

Cause: The Resource Manager SWITCH_TIME limit was exceeded.

Action: Reduce the complexity of the update or query, or contact your database administrator for more information.

ORA-00042: Unknown Service name *string*

Cause: An attempt was made to use an invalid application service.

Action: Use a valid service name from SERVICE\$ or add a new service using the DBMS_SERVICE package.

ORA-00043: remote operation failed

Cause: Execution of the inter-instance operation failed.

Action: Check the status of the target instance. The operation may have partially executed. Verify the result of the intended operation.

ORA-00044: timed_statistics must be TRUE when statistics_level is not BASIC

Cause: The user attempted to set `timed_statistics` to `FALSE` when `statistics_level` was not `BASIC`. `timed_statistics` is required to be `TRUE` to collect meaningful statistics when `statistics_level` is set to `TYPICAL` or `ALL`.

Action: Either set `timed_statistics` to `TRUE` or set `statistics_level` to `BASIC`.

ORA-00045: Your session has been terminated with no replay.

Cause: A privileged user terminated your session and you were no longer logged on to the database. Your session will not be replayed by Application Continuity or Transparent Application Failover (TAF).

Action: Log in again if you wish to continue working.

ORA-00046: cannot modify sessions parameter

Cause: An attempt was made to alter the `sessions` parameter in the root container or non-consolidated database.

Action: The `sessions` parameter behaves like a static parameter in root containers and non-consolidated databases and hence cannot be altered. It can only be altered from a pluggable database.

ORA-00047: cannot set sessions parameter to this value

Cause: An attempt was made to alter the `sessions` parameter to a value greater than the root container's session value.

Action: The `sessions` parameter can only be set to a value less than or equal to the root container's session value.

ORA-00050: operating system error occurred while obtaining an enqueue

Cause: Could not obtain the operating system resources necessary to cover an oracle enqueue. This is normally the result of an operating system user quota that is too low.

Action: Look up the operating system error in your system documentation and perform the needed action.

ORA-00051: timeout occurred while waiting for a resource

Cause: Usually due to a dead instance.

Action: Check for any dead, unrecovered instances and recover them.

ORA-00052: maximum number of enqueue resources (*string*) exceeded

Cause: Ran out of enqueue resources.

Action: Increase the value of the `ENQUEUE_RESOURCES` initialization parameter.

ORA-00053: maximum number of enqueues exceeded

Cause: Ran out of enqueue state objects.

Action: Increase the value of the `ENQUEUEES` initialization parameter.

ORA-00054: resource busy and acquire with NOWAIT specified or timeout expired

Cause: Interested resource is busy.

Action: Retry if necessary or increase timeout.

ORA-00055: maximum number of DML locks exceeded

Cause: Ran out of DML lock state objects.

Action: Increase the value of the DML_LOCKS initialization parameter and warm start.

ORA-00056: DDL lock on object '*string.string*' is already held in an incompatible mode

Cause: An attempt was made to acquire a DDL lock that is already locked.

Action: This happens if you attempt to drop a table that has parse locks on it.

ORA-00057: maximum number of temporary table locks exceeded

Cause: The number of temporary tables equals or exceeds the number of temporary table locks. Temporary tables are often created by large sorts.

Action: Increase the value of the TEMPORARY_TABLE_LOCKS initialization parameter and warm start.

ORA-00058: DB_BLOCK_SIZE must be *string* to mount this database (not *string*)

Cause: DB_BLOCK_SIZE initialization parameter is wrong for the database being mounted. It does not match the value used to create the database.

Action: Fix the value of the DB_BLOCK_SIZE parameter or mount a database that matches the value.

ORA-00059: maximum number of DB_FILES exceeded

Cause: The value of the DB_FILES initialization parameter was exceeded.

Action: Increase the value of the DB_FILES parameter and warm start.

ORA-00060: deadlock detected while waiting for resource

Cause: Transactions deadlocked one another while waiting for resources.

Action: Look at the trace file to see the transactions and resources involved. Retry if necessary.

ORA-00061: another instance has a different DML_LOCKS setting

Cause: The shared instance being started is using DML locks, and the running instances are not, or vice-versa.

Action: Ensure that all instances' INIT.ORA files specify the DML_LOCKS parameter as 0 or all as non-zero.

ORA-00062: DML full-table lock cannot be acquired; DML_LOCKS is 0

Cause: The instance was started with DML_LOCKS = 0, and the statement being executed needs a full-table lock (S, X, or SSX).

Action: Restart the instance with DML_LOCKS not equal to zero, and reexecute the statement.

ORA-00063: maximum number of log files exceeded *string*

Cause: The number of log files specified exceeded the maximum number of log files supported in this release.

Action: Re-create the control file with the highest number of log files no greater than the maximum supported in this release.

ORA-00064: object is too large to allocate on this O/S (*string,string,string*)

Cause: An initialization parameter was set to a value that required allocating more contiguous space than can be allocated on this operating system.

Action: Reduce the value of the initialization parameter.

ORA-00065: initialization of FIXED_DATE failed

Cause: The FIXED_DATE string was not in date format yyyy-mm-dd:hh24:mi:ss.

Action: Make sure the initialization parameter is in the correct date format.

ORA-00066: SID '*string*' contains an illegal character or is too long

Cause: The specified SID contained an illegal character or the SID specified was too long, which cannot occur in an SPFILE setting. Illegal characters include ,#"=() and whitespace.

Action: Use a SID that does not contain a special character or whitespace. Check platform specific documentation for the maximum length of SID.

ORA-00067: invalid value *string* for parameter *string*; must be at least *string*

Cause: The value for the initialization parameter is invalid.

Action: Choose a value as indicated by the message.

ORA-00068: invalid value *string* for parameter *string*, must be between *string* and *string*

Cause: The value for the initialization parameter is invalid.

Action: Choose a value as indicated by the message.

ORA-00069: cannot acquire lock -- table locks disabled for *string*

Cause: A command was issued that tried to lock the table indicated in the message. Examples of commands that can lock tables are: LOCK TABLE, ALTER TABLE ... ADD (...), and so on.

Action: Use the ALTER TABLE ... ENABLE TABLE LOCK command, and retry the command.

ORA-00070: command *string* is not valid

Cause: An invalid debugger command was specified.

Action: Type HELP to see the list of available commands.

ORA-00071: process number must be between 1 and *string*

Cause: An invalid process number was specified.

Action: Specify a valid process number.

ORA-00072: process "*string*" is not active

Cause: An invalid process was specified.

Action: Specify a valid process.

ORA-00073: command *string* takes between *string* and *string* argument(s)

Cause: An incorrect number of arguments was specified.

Action: Specify the correct number of arguments. Type HELP to see the list of commands and their syntax.

ORA-00074: no process has been specified

Cause: No debug process has been specified.

Action: Specify a valid process.

ORA-00075: process "*string*" not found in this instance

Cause: The specified process was not logged on to the current instance.

Action: Specify a valid process.

ORA-00076: dump *string* not found

Cause: An attempt was made to invoke a dump that does not exist.

Action: Type DUMPLIST to see the list of available dumps.

ORA-00077: dump *string* is not valid

Cause: An attempt was made to invoke an invalid dump.

Action: Try another dump.

ORA-00078: cannot dump variables by name

Cause: An attempt was made to dump a variable by name on a system that does not support this feature.

Action: Try the PEEK command.

ORA-00079: variable *string* not found

Cause: An attempt was made to dump a variable that does not exist.

Action: Use a valid variable name.

ORA-00080: invalid global area specified by level *string*

Cause: An attempt was made to dump an invalid global area.

Action: Use level 1 for the PGA, 2 for the SGA, and 3 for the UGA. Use <extra + level> to dump global area *level* as well as *extra* bytes for every pointer; *extra* must be a multiple of 4.

ORA-00081: address range [*string*, *string*] is not readable

Cause: An attempt was made to read/write an invalid memory address range.

Action: Try another address or length.

ORA-00082: memory size of *string* is not in valid set of [1], [2], [4]*stringstringstringstring*

Cause: An invalid length was specified for the POKE command.

Action: Use a valid length (either 1, 2, 4, or possibly 8).

ORA-00083: warning: possibly corrupt SGA mapped

Cause: Even though there may be SGA corruptions, the SGA was mapped.

Action: Use the DUMPSGA command to dump the SGA.

ORA-00084: global area must be PGA, SGA, or UGA

Cause: An attempt was made to dump an invalid global area.

Action: Specify either PGA, SGA, or UGA.

ORA-00085: current call does not exist

Cause: An invalid attempt was made to dump the current call heap.

Action: Wait until the process starts a call.

ORA-00086: user call does not exist

Cause: An invalid attempt was made to dump the user call heap.

Action: Wait until the process starts a call.

ORA-00087: command cannot be executed on remote instance

Cause: Cluster database command issued for non cluster database ORADEBUG command.

Action: Issue the command without the cluster database syntax.

ORA-00088: command cannot be executed by shared server

Cause: Debug command issued on shared server.

Action: Reissue the command using a dedicated server.

ORA-00089: invalid instance number in ORADEBUG command

Cause: An invalid instance number was specified in a cluster database ORADEBUG command.

Action: Reissue the command with valid instance numbers.

ORA-00090: failed to allocate memory for cluster database ORADEBUG command

Cause: Could not allocate memory needed to execute cluster database oradebug.

Action: Reissue the command on each instance with single-instance oradebug.

ORA-00091: LARGE_POOL_SIZE must be at least *string*

Cause: The value of LARGE_POOL_SIZE is below the minimum size.

Action: Increase the value of LARGE_POOL_SIZE past the minimum size.

**ORA-00092: LARGE_POOL_SIZE must be greater than
LARGE_POOL_MIN_ALLOC**

Cause: The value of LARGE_POOL_SIZE is less than the value of LARGE_POOL_MIN_ALLOC.

Action: Increase the value of LARGE_POOL_SIZE past the value of LARGE_POOL_MIN_ALLOC.

ORA-00093: *string* must be between *string* and *string*

Cause: The parameter value is not in a valid range.

Action: Modify the parameter value to be within the specified range.

ORA-00094: *string* requires an integer value

Cause: The parameter value is not an integer.

Action: Modify the parameter value to be an integer.

ORA-00096: invalid value *string* for parameter *string*, must be from among *string*

Cause: The value for the initialization parameter is invalid.

Action: Choose a value as indicated by the message.

ORA-00097: use of Oracle SQL feature not in SQL92 *string* Level

Cause: Usage of Oracle's SQL extensions.

Action: n/a

ORA-00098: creating or mounting the database requires a parameter file

Cause: An attempt was made to create or mount the database when the instance was started without a parameter file.

Action: Restart the instance with a parameter file.

ORA-00099: warning: no parameter file specified for *string* instance

Cause: Even though no parameter file was specified, the instance was started with all default values.

Action: None

ORA-00100: no data found

Cause: An application made reference to unknown or inaccessible data.

Action: Handle this condition within the application or make appropriate modifications to the application code. NOTE: If the application uses Oracle-mode SQL instead of ANSI-mode SQL, ORA-01403 will be generated instead of ORA-00100.

ORA-00101: invalid specification for system parameter DISPATCHERS

Cause: The syntax for the DISPATCHERS parameter is incorrect.

Action: Refer to the manual for correct syntax.

ORA-00102: network protocol *string* cannot be used by dispatchers

Cause: The network specified in DISPATCHERS does not have the functionality required by the dispatchers.

Action: Refer to the manual on network protocols supported by the dispatchers.

ORA-00103: invalid network protocol; reserved for use by dispatchers

Cause: The network specified in the SQL*Net connect string is reserved for use by the dispatchers.

Action: Specify other network protocols in the connection string.

ORA-00104: deadlock detected; all public servers blocked waiting for resources

Cause: All available public servers are servicing requests that require resources locked by a client which is unable to get a public server to release the resources.

Action: Increase the limit for the system parameter MAX_SHARED_SERVERS as the system will automatically start up new servers to break the deadlock until the number of servers reaches the value specified in MAX_SHARED_SERVERS.

ORA-00105: too many dispatcher configurations

Cause: Too many dispatcher configurations have been specified. No more can be added.

Action: Consolidate the dispatcher configurations if possible.

ORA-00106: cannot startup/shutdown database when connected to a dispatcher

Cause: An attempt was made to startup/shutdown database when connected to a shared server via a dispatcher.

Action: Re-connect as user INTERNAL without going through the dispatcher. For most cases, this can be done by connect to INTERNAL without specifying a network connect string.

ORA-00107: failed to connect to ORACLE listener process

Cause: Most likely due to the fact that ORACLE listener has not been started.

Action: Start ORACLE listener if it has not been started. Or else contact your ORACLE representative.

ORA-00108: failed to set up dispatcher to accept connection asynchronously

Cause: Most likely due to the fact that the network protocol used by the the dispatcher does not support asynchronous operations.

Action: Contact your ORACLE representative.

ORA-00109: invalid value for attribute *string*: *string*

Cause: The value specified for the attribute was incorrect.

Action: Refer to the manual for the proper values.

ORA-00110: invalid value *string* for attribute *string*, must be between *string* and *string*

Cause: The value specified for the attribute was incorrect.

Action: Specify a value within the range allowed.

ORA-00111: invalid attribute *string*

Cause: The specified attribute was not recognized.

Action: Refer to the manual for the proper keyword to use to specify a dispatcher attribute.

ORA-00112: value of *string* is null

Cause: The attribute was specified with no value.

Action: Specify a non-null value.

ORA-00113: protocol name *string* is too long

Cause: A protocol name specified in the DISPATCHERS system parameter is too long.

Action: Use a valid protocol name for the DISPATCHERS value.

ORA-00114: missing value for system parameter SERVICE_NAMES

Cause: No value was specified for the SERVICE_NAMES system parameter, nor for the DB_NAME parameter.

Action: Add an SERVICE_NAMES or DB_NAME definition to the INIT.ORA file. By default, SERVICE_NAMES is the value of DB_NAME unless SERVICE_NAMES is explicitly specified.

ORA-00115: connection refused; dispatcher connection table is full

Cause: A connection request was refused by a dispatcher because the dispatcher cannot support any more connections.

Action: Connect to a different dispatcher, or use a dedicated server.

ORA-00116: SERVICE_NAMES name is too long

Cause: A service name specified in the SERVICE_NAMES system parameter is too long.

Action: Use a shorter name in the SERVICE_NAMES value (<= 255 chars).

ORA-00117: PROTOCOL, ADDRESS or DESCRIPTION must be specified

Cause: PROTOCOL, ADDRESS or DESCRIPTION was not specified.

Action: Use one of the attributes: PROTOCOL, ADDRESS or DESCRIPTION to specify the listening address for dispatchers.

ORA-00118: Only one of PROTOCOL, ADDRESS or DESCRIPTION may be specified

Cause: More than one of PROTOCOL, ADDRESS or DESCRIPTION was specified.

Action: Use only one of the attributes: PROTOCOL, ADDRESS or DESCRIPTION to specify the listening address for dispatchers.

ORA-00119: invalid specification for system parameter *string*

Cause: The syntax for the specified parameter is incorrect.

Action: Refer to the Oracle Reference Manual for the correct syntax.

ORA-00120: invalid 'shared_servers' value for the PDB

Cause: 'shared_servers' cannot be set to a non-zero value in a non-ROOT pluggable database (PDB).

Action: In a multitenant container database (CDB) setup, shared servers can be configured only in ROOT. A non-ROOT PDB can disable shared servers for the PDB by setting 'shared_servers' to 0. No other values are allowed. To reenable within the PDB, use 'alter system reset shared_servers'.

ORA-00122: cannot initialize network configuration

Cause: ORACLE could not initialize SQL*Net version 2.

Action: Check the error stack for detailed information.

ORA-00123: idle public server terminating

Cause: Too many idle servers were waiting on the common queue.

Action: This error is used internally, no action is required.

ORA-00125: connection refused; invalid presentation

Cause: The PRESENTATION in the CONNECT_DATA of the TNS address DESCRIPTION is not correct or is not supported.

Action: Correct the PRESENTATION specified in the TNS address.

ORA-00126: connection refused; invalid duplicity

Cause: The DUPLICITY in the CONNECT_DATA of the TNS address DESCRIPTION is not correct or is not supported.

Action: Correct the DUPLICITY specified in the TNS address.

ORA-00127: dispatcher *string* does not exist

Cause: There is currently no dispatcher running with the specified name.

Action: Retry with a name of the form "D####" denoting an existing dispatcher process.

ORA-00128: this command requires a dispatcher name

Cause: Wrong syntax for ALTER SYSTEM SHUTDOWN

Action: Use correct syntax: ALTER SYSTEM SHUTDOWN [IMMEDIATE] 'dispatcher name'

ORA-00129: listener address validation failed '*string*'

Cause: An error was encountered while validating the listener address.

Action: Resolve error or contact your ORACLE representative.

ORA-00130: invalid listener address '*string*'

Cause: The listener address specification is not valid.

Action: Make sure that all fields in the listener address (protocol, port, host, key, ...) are correct.

ORA-00131: network protocol does not support registration '*string*'

Cause: The specified protocol does not support async notification.

Action: Refer to the manual for information on supported network protocols.

ORA-00132: syntax error or unresolved network name '*string*'

Cause: Listener address has syntax error or cannot be resolved.

Action: If a network name is specified, check that it corresponds to an entry in TNSNAMES.ORA or other address repository as configured for your system. Make sure that the entry is syntactically correct.

ORA-00133: value of *string* is too long

Cause: The value specified for the attribute was too long.

Action: Use shorter names and keywords or remove unneeded blanks.

ORA-00134: invalid DISPATCHERS specification #*string*

Cause: The syntax for the n-th DISPATCHERS specification was incorrect.

Action: Refer to the Oracle Reference Manual for the correct syntax.

ORA-00135: missing attribute *string*

Cause: The indicated mandatory attribute was not specified.

Action: Specify a non-null value for the attribute.

ORA-00136: invalid LISTENER_NETWORKS specification #*string*

Cause: The syntax for the nth LISTENER_NETWORKS specification was invalid.

Action: Refer to the Oracle Reference Manual for the correct syntax.

ORA-00137: invalid LISTENER_NETWORKS specification with NAME=*string*

Cause: The syntax for the LISTENER_NETWORKS specification with the indicated NAME was invalid.

Action: Refer to the Oracle Reference Manual for the correct syntax.

ORA-00138: all addresses specified for attribute *string* are invalid

Cause: All of the specified addresses or aliases for the attribute were invalid.

Action: Specify at least one valid address or alias.

ORA-00139: duplicate attribute *string*

Cause: The indicated attribute was specified more than once.

Action: Specify the attribute at most once.

ORA-00140: LISTENER_NETWORKS specification with NAME=*string* not allowed

Cause: An internal network name has been specified.

Action: Specify a different network name.

ORA-00141: all addresses specified for parameter *string* are invalid

Cause: All of the specified addresses or aliases for the parameter were invalid.

Action: Specify at least one valid address or alias.

ORA-00142: FORWARD_LISTENER and LOCAL_LISTENER are on the same network.

Cause: FORWARD_LISTENER was used with LOCAL_LISTENER for the same network.

Action: Do not use FORWARD_LISTENER with LOCAL_LISTENER in the same network.

ORA-00143: The registration of a remote port is not supported without the registration of a local port.

Cause: The remote HTTP/HTTPS port could not be registered without the local HTTP/HTTPS port.

Action: Register the local HTTP/HTTPS port first.

ORA-00150: duplicate transaction ID

Cause: Attempted to start a new transaction with an ID already in use by an existing transaction.

Action: Check your application.

ORA-00151: invalid transaction ID

Cause: The specified transaction ID does not correspond to an existing valid transaction.

Action: Check your application.

ORA-00152: current session does not match requested session

Cause: The current session is not the same as the session that was passed into a upixado() call.

Action: Check your application.

ORA-00153: internal error in XA library

Cause: The XA library could not access thread-specific pointers.

Action: Contact customer support.

ORA-00154: protocol error in transaction monitor

Cause: The transaction monitor returned TMJOIN on an AX_REG call but the transaction was locally suspended.

Action: Contact the transaction monitor customer support.

ORA-00155: cannot perform work outside of global transaction

Cause: The application tried to perform some work on either an Oracle 7.3 server or an Oracle8 server with local transactions disabled while outside of a global transaction.

Action: Check if the application is connected to an Oracle 7.3 server. The Transaction monitor must not return a NULL XID on an AX_REG call when the resource manager is Oracle 7.3. If the application is connected to an Oracle8 server, either set nolocal=f in the xa_open string or start a global transaction prior to attempting the work.

ORA-00160: global transaction length *string* is greater than maximum (*string*)

Cause: An external global transaction ID with a too large length field was passed in.

Action: Report the problem to your external transaction coordinator vendor.

ORA-00161: transaction branch length *string* is illegal (maximum allowed *string*)

Cause: An external transaction branch ID with a length either too large or 0 was passed in.

Action: Report the problem to your external transaction coordinator vendor.

ORA-00162: external dbid length *string* is greater than maximum (*string*)

Cause: An external database name with too large a length field was passed in.

Action: Report the problem to your external transaction coordinator vendor.

ORA-00163: internal database name length *string* is greater than maximum (*string*)

Cause: An internal database name with a too large length field was passed in.

Action: Report the problem to your external transaction coordinator vendor.

ORA-00164: distributed autonomous transaction disallowed within migratable distributed transaction

Cause: A request was made by the application to start a distributed autonomous transaction when the application was in a migratable distributed transaction.

Action: Roll back or commit the current distributed transaction first.

ORA-00165: migratable distributed autonomous transaction with remote operation is not allowed

Cause: A request was made by the application to start a migratable distributed autonomous transaction with remote operation.

Action: n/a

ORA-00166: remote/local nesting level is too deep

Cause: Too many remote table operations required a reverse trip back to the local site, for example to execute a local function on a remote table.

Action: Rearrange the query or co-locate the functions with the tables.

ORA-00200: control file could not be created

Cause: It was not possible to create the control file.

Action: Check that there is sufficient disk space and no conflicts in filenames and try to create the control file again.

ORA-00201: control file version *string* incompatible with ORACLE version *string*

Cause: The control file was created by incompatible software.

Action: Either restart with a compatible software release or use CREATE CONTROLFILE to create a new control file that is compatible with this release.

ORA-00202: control file: '*string*'

Cause: This message reports the name file involved in other messages.

Action: See associated error messages for a description of the problem.

ORA-00203: using the wrong control files

Cause: The mount ID in the control file is not the same as the mount ID in the control file used by the first instance to mount this database. The control files are for the same database but they are not the same files. Most likely one instance is using a backup control file.

Action: Check that the correct control files were specified.

ORA-00204: error in reading (block *string*, # blocks *string*) of control file

Cause: A disk I/O failure was detected on reading the control file.

Action: Check if the disk is online, if it is not, bring it online and try a warm start again. If it is online, then you need to recover the disk.

ORA-00205: error in identifying control file, check alert log for more info

Cause: The system could not find a control file of the specified name and size.

Action: Check that ALL control files are online and that they are the same files that the system created at cold start time.

ORA-00206: error in writing (block *string*, # blocks *string*) of control file

Cause: A disk I/O failure was detected on writing the control file.

Action: Check if the disk is online, if it is not, bring it online and try a warm start again. If it is online, then you need to recover the disk.

ORA-00207: control files are not for the same database

Cause: The database ID in the control file is not the same as the database ID in the control file used by the first instance to mount this database. Most likely one of the mounts used the wrong control file or there are two databases with the same name.

Action: Check that the control file is for the correct database and is not an old version.

ORA-00208: number of control file names exceeds limit of *string*

Cause: An attempt was made to use more control files than Oracle supports.

Action: Shut down Oracle. Reduce the number of control files specified in the CONTROL_FILES parameter in the initialization parameter file, and restart Oracle. Delete unused files.

ORA-00209: control file blocksize mismatch, check alert log for more info

Cause: The block size in the control file header does not match the size specified in the DB_BLOCK_SIZE parameter.

Action: Look at the alert log for more information.

ORA-00210: cannot open the specified control file

Cause: Cannot open the control file.

Action: Check to make sure the control file exists and is not locked by some other program.

ORA-00211: control file does not match previous control files

Cause: A control file was specified that belongs to another database.

Action: Find and install the correct control file.

ORA-00212: block size *string* below minimum required size of *string* bytes

Cause: The block size specified was too small. Space for the system overhead is required.

Action: Specify a larger block size and retry the operation.

ORA-00213: cannot reuse control file; old file size *string*, *string* required

Cause: To reuse a control file, it must be the same size as the one previously used.

Action: Either do not specify REUSE, or specify a matching combination of MAXDATAFILES, MAXLOGFILES, MAXLOGMEMBERS, MAXLOGHISTORY, and

MAXINSTANCES clauses in the CREATE DATABASE or CREATE CONTROLFILE statement.

ORA-00214: control file '*string*' version *string* inconsistent with file '*string*' version *string*

Cause: An inconsistent set of control files, datafiles/logfiles, and redo files was used.

Action: Use a consistent set of control files, datafiles/logfiles, and redo log files. That is, all the files must be for the same database and from the same time period.

ORA-00215: must be at least one control file

Cause: No control file is specified or the control file specified does not exist.

Action: Specify at least one valid control file and retry the operation.

ORA-00216: control file could not be resized for migration from 8.0.2

Cause: The control file created by release 8.0.2 was missing some record types. These record types are automatically added by resizing the control file during mount. The resize has failed.

Action: Look in the alert log for the reason that the resize has failed. If indicated in the alert log, give the control file more space. Otherwise, use the CREATE CONTROLFILE script dumped to the trace file to create a new control file.

ORA-00217: control file could not be resized for new record types

Cause: The control file was missing some new record types supported by this release. These record types are automatically added by resizing the control file during mount. The resize has failed.

Action: Look in the alert log for the reason that the resize has failed. If indicated in the alert log, give the control file more space. Otherwise, use the CREATE CONTROLFILE script dumped to the trace file to create a new control file.

ORA-00218: block size *string* of control file '*string*' does not match DB_BLOCK_SIZE (*string*)

Cause: The block size as stored in the control file header is different from the value of the initialization parameter DB_BLOCK_SIZE. This might be due to an incorrect setting of DB_BLOCK_SIZE, or else might indicate that the control file has either been corrupted or belongs to a different database.

Action: Restore a good copy of the control file. If the control file is known to be clean set the DB_BLOCK_SIZE to match control file headers block size value.

ORA-00219: required control file size (*string* logical blocks) exceeds maximum allowable size (*string* logical blocks)

Cause: An invocation of CREATE DATABASE or CREATE CONTROLFILE was executed specifying a combination of parameters that would require the control file size in blocks to exceed the maximum allowable value.

Action: In the case of CREATE DATABASE or CREATE CONTROLFILE, use a different combination of MAXDATAFILES, MAXLOGFILES, MAXLOGMEMBERS, MAXLOGHISTORY, and MAXINSTANCES clauses.

ORA-00220: control file not mounted by first instance, check alert log for more info

Cause: The specified control file has a different mount ID than the other control files that are being mounted. This means that the first instance to mount the database did not use this control file.

Action: Find and install the correct control file.

ORA-00221: error on write to control file

Cause: An error occurred when writing to one or more of the control files.

Action: See accompanying messages.

ORA-00222: operation would reuse name of a currently mounted control file

Cause: The filename supplied as a parameter to the ALTER DATABASE BACKUP CONTROLFILE command or to cfileSetSnapshotName matches the name of the specified currently mounted control file.

Action: Retry the operation with a different filename.

ORA-00223: convert file is invalid or incorrect version

Cause: An Oracle7 to Oracle8 convert file contains invalid data or was created with an different version of the migration utility. This error can also be caused by incorrect ORACLE_HOME environment variable when ALTER DATABASE CONVERT command is issued.

Action: Use a correct version of the convert file or regenerate it with the migration utility. Make sure that the migration utility is the same version as the Oracle8 RDBMS executable and that the ORACLE_HOME environment variable is properly set.

ORA-00224: control file resize attempted with illegal record type (*string*)

Cause: An attempt was made to expand or shrink the control file by calling cfileResizeSection using an invalid value for the RECORD_TYPE parameter.

Action: Use a value for the RECORD_TYPE parameter that specifies a valid record type other than type 0 (valid range is 1-16).

ORA-00225: expected size *string* of control file differs from actual size *string*

Cause: The expected size of the control file as stored in its header was different than the actual operating system file size. This usually indicates that the control file was corrupted.

Action: Restore a good copy of the control file.

ORA-00226: operation disallowed while alternate control file open

Cause: The attempted operation could not be executed at this time because this process had an alternate control file open for fixed table access.

Action: Retry the operation after calling cfileUseCurrent.

ORA-00227: corrupt block detected in control file: (block *string*, # blocks *string*)

Cause: A block header corruption or checksum error was detected on reading the control file.

Action: Use the CREATE CONTROLFILE or RECOVER DATABASE USING BACKUP CONTROLFILE command.

ORA-00228: length of alternate control file name exceeds maximum of *string*

Cause: The specified filename, which was supplied as a parameter to cfileSetSnapshotName or cfileUseCopy, exceeds the maximum filename length for this operating system.

Action: Retry the operation with a shorter filename.

ORA-00229: operation disallowed: already hold snapshot control file enqueue

Cause: The attempted operation cannot be executed at this time because this process currently holds the snapshot control file enqueue.

Action: Retry the operation after calling `cfileUseCurrent` to release the snapshot control file enqueue.

ORA-00230: operation disallowed: snapshot control file enqueue unavailable

Cause: The attempted operation cannot be executed at this time because another process currently holds the snapshot control file enqueue.

Action: Retry the operation after the concurrent operation that is holding the snapshot control file enqueue terminates.

ORA-00231: snapshot control file has not been named

Cause: During an invocation of `cfileMakeAndUseSnapshot` or `cfileUseSnapshot` it was detected that no filename for the snapshot control file had previously been specified.

Action: Specify a name for the snapshot control file by calling `cfileSetSnapshotName`.

ORA-00232: snapshot control file is nonexistent, corrupt, or unreadable

Cause: The snapshot control file was found to be nonexistent, corrupt, or unreadable during an invocation of `cfileUseSnapshot`.

Action: Call `cfileMakeAndUseSnapshot` again (or for the first time).

ORA-00233: copy control file is corrupt or unreadable

Cause: The specified copy control file was found to be corrupt or unreadable during an invocation of `cfileUseCopy`.

Action: Before retrying `cfileUseCopy`, use the `ALTER DATABASE BACKUP CONTROLFILE` command and specify the same filename that was specified for `cfileUseCopy`.

ORA-00234: error in identifying or opening snapshot or copy control file

Cause: A snapshot or copy control file of the specified name could not be found or opened during an invocation of `cfileUseSnapshot`, `cfileMakeAndUseSnapshot`, or `cfileUseCopy`.

Action: Re-create the snapshot or copy control file using `cfileMakeAndUseSnapshot` or `ALTER DATABASE BACKUP CONTROLFILE`, respectively.

ORA-00235: control file read without a lock inconsistent due to concurrent update

Cause: Concurrent update activity on a control file caused a process to read inconsistent information from the control file without a lock.

Action: Retry the operation.

ORA-00236: snapshot operation disallowed: mounted control file is a backup

Cause: Attempting to invoke `cfileSetSnapshotName`, `cfileMakeAndUseSnapshot`, or `cfileUseSnapshot` when the currently mounted control file is a backup control file.

Action: Mount a current control file and retry the operation.

ORA-00237: snapshot operation disallowed: control file newly created

Cause: An attempt to invoke `cfileMakeAndUseSnapshot` with a currently mounted control file that was newly created with `CREATE CONTROLFILE` was made.

Action: Mount a current control file and retry the operation.

ORA-00238: operation would reuse a filename that is part of the database

Cause: The filename supplied as a parameter to the `ALTER DATABASE BACKUP CONTROLFILE` command or to `cfileSetSnapshotName` matches the name of a file that is currently part of the database.

Action: Retry the operation with a different filename.

ORA-00239: timeout waiting for control file enqueue: held by '*string*' for more than *string* seconds

Cause: The specified process waited the maximum allowed time for the control file enqueue.

Action: Restart the blocking instance indicated in the incident trace file or reboot the blocking node.

ORA-00240: control file enqueue held for more than *string* seconds

Cause: The current process did not release the control file enqueue within the maximum allowed time.

Action: Reissue any commands that failed and contact Oracle Support Services with the incident information.

ORA-00241: operation disallowed: control file is not yet checked against data dictionary

Cause: Either the control file was recently created by using CREATE CONTROLFILE, an incomplete recovery was done, or some previous operations require the control file to be re-checked against the data dictionary.

Action: Shut down and restart the database or the pluggable database so that the check is performed, and then retry the operation.

ORA-00242: maximum allowed filename records used up in control file

Cause: Failed to create a new filename record entry in the control file because the maximum allowed filename records have been allocated and are in use.

Action: Free up controlfile filename section entries by dropping unwanted tablespaces/datafiles/redofiles.

ORA-00243: failed to expand control file filename section by *string* records

Cause: Failed to expand control file filename section. See alert log for more details.

Action: Retry the operation after increasing disk space for controlfile expansion.

ORA-00244: concurrent control file backup operation in progress

Cause: Failed to create a control file backup because concurrent control file backup operation was in progress.

Action: Retry backup creation later.

ORA-00245: control file backup failed; in Oracle RAC, target might not be on shared storage

Cause: Failed to create a control file backup because some process signaled an error during backup creation. This is likely caused by the backup target (i.e., RMAN snapshot controlfile) being on a local file system so it could not be accessed by other instances. It can also be caused by other I/O errors to the backup target. Any process of any instance that starts a read/write control file transaction must have access to the backup control file during backup creation.

Action: Check whether RMAN snapshot controlfile is on shared storage. Also, check alert files of all instances for further information.

ORA-00246: control file backup failed; error accessing backup target

Cause: An attempt to create a control file backup failed because some process signaled an I/O error when accessing the backup target.

Action: Check alert and trace files for further information.

ORA-00250: archiver not started

Cause: An attempt was made to stop automatic archiving, but the archiver process was not running.

Action: No action required.

ORA-00251: LOG_ARCHIVE_DUPLEX_DEST cannot be the same destination as string *string*

Cause: The destination specified by the LOG_ARCHIVE_DUPLEX_DEST parameter is the same as the destination specified by an ALTER SYSTEM ARCHIVE LOG START TO command.

Action: Specify a different destination for parameter LOG_ARCHIVE_DUPLEX_DEST, or specify a different destination with the ALTER SYSTEM command.

ORA-00252: log *string* of thread *string* is empty, cannot archive

Cause: A log must be used for redo generation before it can be archived. The specified redo log was not been used since it was introduced to the database. However it is possible that instance death during a log switch left the log empty.

Action: Empty logs do not need to be archived. Do not attempt to archive the redo log file.

ORA-00253: character limit *string* exceeded by archive destination string *string*

Cause: The destination specified by an ALTER SYSTEM ARCHIVE LOG START TO command was too long.

Action: Retry the ALTER SYSTEM command using a string shorter than the limit specified in the error message.

ORA-00254: error in archive control string '*string*'

Cause: The specified archive log location is invalid in the archive command or the LOG_ARCHIVE_DEST initialization parameter.

Action: Check the archive string used to make sure it refers to a valid online device.

ORA-00255: error archiving log *string* of thread *string*, sequence # *string*

Cause: An error occurred during archiving.

Action: Check the accompanying message stack for more detailed information. If the online log is corrupted, then the log can be cleared using the UNARCHIVED option. This will make any existing backups useless for recovery to any time after the log was created, but will allow the database to generate redo.

ORA-00256: cannot translate archive destination string *string*

Cause: The destination specified by an ALTER SYSTEM ARCHIVE LOG START TO command could not be translated.

Action: Check the accompanying message stack for more detailed information. Then, retry the ALTER SYSTEM command using a different string.

ORA-00257: Archiver error. Connect AS SYSDBA only until resolved.

Cause: The archiver process received an error while trying to archive a redo log. If the problem is not resolved soon, the database will stop executing transactions. The most likely cause of this message is that the destination device is out of space to store the

redo log file. Another possible cause is that a destination marked as MANDATORY has failed.

Action: Check the alert log and trace files for detailed error information.

ORA-00258: manual archiving in NOARCHIVELOG mode must identify log

Cause: The database is in NOARCHIVELOG mode and a command to manually archive a log did not specify the log explicitly by sequence number, group number or filename.

Action: Specify log by filename, by group number or by thread and sequence number.

ORA-00259: log *string* of open instance *string* (thread *string*) is the current log, cannot archive

Cause: An attempt was made to archive the current log of an open thread. This is not allowed because the redo log file may still be in use for the generation of redo entries.

Action: Force a log switch in the instance where the thread is open. If no instances are open, open the database so that instance recovery can recover the thread.

ORA-00260: cannot find online log sequence *string* for thread *string*

Cause: The log sequence number supplied to the archival command does not match any of the online logs for the thread. The log might have been reused for another sequence number, it might have been dropped, the sequence number might be greater than the current log sequence number, or the thread might not have any logs.

Action: Check the ARCHIVE statement, then specify a valid log sequence number. Specify a valid log sequence number.

ORA-00261: log *string* of thread *string* is being archived or modified

Cause: The log is either being archived by another process or an administrative command is modifying the log. Operations that modify the log include clearing, adding a member, dropping a member, renaming a member, and dropping the log.

Action: Wait for the current operation to complete and try again.

ORA-00262: current log *string* of closed thread *string* cannot switch

Cause: The log cannot be cleared or manually archived because it is the current log of a closed thread, and it is not possible to switch logs so another log is current. All other logs for the thread need to be archived, or cleared, and cannot be reused.

Action: Archive another log in the same thread first, or complete the clearing. See attached errors for the reason the switch cannot be completed.

ORA-00263: there are no logs that need archiving for thread *string*

Cause: An attempt was made to manually archive the unarchived logs in this thread but no logs needed archiving.

Action: No action required.

ORA-00264: no recovery required

Cause: An attempt was made to perform media recovery on files that do not // need any type of recovery.

Action: Do not attempt to perform media recovery on the selected files. Check to see that the filenames were entered properly. If not, retry the command with the proper filenames.

ORA-00265: instance recovery required, cannot set ARCHIVELOG mode

Cause: The database either crashed or was shutdown with the ABORT option. Media recovery cannot be enabled because the online logs may not be sufficient to recover the current datafiles.

Action: Open the database and then enter the SHUTDOWN command with the NORMAL or IMMEDIATE option.

ORA-00266: name of archived log file needed

Cause: During media recovery, the name of an archived redo log file was requested, but no name was entered.

Action: Mount the correct redo log file and enter its name when it is requested.

ORA-00267: name of archived log file not needed

Cause: During media recovery, the name of an archived redo log file was entered, but no name was requested.

Action: Continue media recovery, but do not enter a new log name.

ORA-00268: specified log file does not exist '*string*'

Cause: The given redo log file does not exist.

Action: Check the spelling and capitalization of the filename and retry the command.

ORA-00269: specified log file is part of thread *string* not *string*

Cause: The given redo log file is not part of the given thread

Action: Check that the thread of the redo log file matches the thread on the command line. If not, use a redo log file from the appropriate thread. Retry the command after correcting the error.

ORA-00270: error creating archive log *string*

Cause: An error was encountered when either creating or opening the destination file for archiving.

Action: Check that the archive destination is valid and that there is sufficient space on the destination device.

ORA-00271: there are no logs that need archiving

Cause: An attempt was made to archive the unarchived redo log files manually, but there are no files that need to be archived.

Action: No action required.

ORA-00272: error writing archive log *string*

Cause: An I/O error occurred while archiving a redo log file.

Action: Check that the output device is still available and correct any device errors that may have occurred. Also, make certain that sufficient space for archiving is available on the output device.

ORA-00273: media recovery of direct load data that was not logged

Cause: A media recovery session encountered a table that was loaded by the direct loader without logging any redo information. Some or all of the blocks in this table are now marked as corrupt.

Action: The table must be dropped or truncated so that the corrupted blocks can be reused. If a more recent backup of the file is available, try to recover this file to eliminate this error.

ORA-00274: illegal recovery option *string*

Cause: An illegal option was specified for a recovery command.

Action: Correct the syntax and retry the command.

ORA-00275: media recovery has already been started

Cause: An attempt was made to start a second media recovery operation in the same session.

Action: Complete or cancel the first media recovery session or start another session to perform media recovery.

ORA-00276: CHANGE keyword specified but no change number given

Cause: The CHANGE keyword was specified on the command line, but no change number was given.

Action: Retry the command using a valid change number after the CHANGE keyword.

ORA-00277: illegal option to the UNTIL recovery flag *string*

Cause: Only CANCEL, CHANGE, CONSISTENT and TIME can be used with the UNTIL keyword.

Action: Correct the syntax.

ORA-00278: log file '*string*' no longer needed for this recovery

Cause: The specified redo log file is no longer needed for the current recovery.

Action: No action required. The archived redo log file may be removed from its current location to conserve disk space, if needed. However, the redo log file may still be required for another recovery session in the future.

ORA-00279: change *string* generated at *string* needed for thread *string*

Cause: The requested log is required to proceed with recovery.

Action: Please supply the requested log with "ALTER DATABASE RECOVER LOGFILE <file_name>" or cancel recovery with "ALTER DATABASE RECOVER CANCEL".

ORA-00280: change *string* for thread *string* is in sequence #*string*

Cause: This message helps to locate the redo log file with the specified change number requested by other messages.

Action: Use the information provided in this message to specify the required archived redo log files for other errors.

ORA-00281: media recovery may not be performed using dispatcher

Cause: An attempt was made to use a dispatcher process for media recovery. Memory requirements disallow this recovery method.

Action: Connect to the instance via a dedicated server process to perform media recovery.

ORA-00282: UPI *string* call not supported, use ALTER DATABASE RECOVER

Cause: The given UPI call is no longer supported.

Action: Use the ALTER DATABASE RECOVER command for all recovery actions.

ORA-00283: recovery session canceled due to errors

Cause: An error during recovery was determined to be fatal enough to end the current recovery session.

Action: More specific messages will accompany this message. Refer to the other messages for the appropriate action.

ORA-00284: recovery session still in progress

Cause: An error during recovery was determined to be minor enough to allow the current recovery session to continue.

Action: More specific messages will accompany this message. Refer to the other messages for the appropriate action.

ORA-00285: TIME not given as a string constant

Cause: TIME was not followed by a string constant for the time.

Action: Enter the time enclosed in single quotation marks.

ORA-00286: no members available, or no member contains valid data

Cause: None of the members of a redo log file group are available, or the available members do not contain complete data.

Action: If a member is temporarily offline, attempt to make it available. Make sure that the correct filenames are being used, especially if the redo log file is being accessed from a remote location.

ORA-00287: specified change number *string* not found in thread *string*

Cause: The given change number does not appear in any of the online redo logs for the given thread.

Action: Check the statement to make certain a valid change number is given. Perhaps try to use the NEXT option for archiving logs.

ORA-00288: to continue recovery type ALTER DATABASE RECOVER CONTINUE

Cause: During media recovery, a new log is not required but the continuation command is necessary to do a checkpoint and report errors.

Action: Type ALTER DATABASE RECOVER CONTINUE and recovery will resume.

ORA-00289: suggestion : *string*

Cause: This message reports the next redo log filename that is needed, according to the initialization parameters LOG_ARCHIVE_DEST and LOG_ARCHIVE_FORMAT. This message assumes that LOG_ARCHIVE_DEST and LOG_ARCHIVE_FORMAT are the same now as when the required redo log file was archived.

Action: Consider using this filename for the next log needed for recovery.

ORA-00290: operating system archival error occurred. See error below

Cause: While attempting to archive to a redo log file, the server encountered an unexpected operating system error.

Action: Correct the operating system error given in the messages and retry the operation. See also your operating system-specific Oracle documentation.

ORA-00291: numeric value required for PARALLEL option

Cause: A recovery command was specified incorrectly. The PARALLEL option must be followed by a numeric argument that specifies the degree of parallelism.

Action: Re-enter the command with a numeric argument specifying the degree of parallelism desired.

ORA-00292: parallel recovery feature not installed

Cause: A parallel recovery was requested when the parallel recovery option is not installed.

Action: Delete the PARALLEL clause from the RECOVER command. Also, delete the RECOVERY_PARALLELISM parameter in the initialization file.

ORA-00293: control file out of sync with redo log

Cause: The redo log file and control file are out of sync because a non-current control file was specified when the instance was started.

Action: Retry the RECOVER command using the current control file, or retry the RECOVER command using the USING BACKUP CONTROLFILE clause.

ORA-00294: invalid archivelog format specifier '*string*'

Cause: An invalid format specifier was found in the LOG_ARCHIVE_FORMAT initialization parameter. The only characters permitted following the % symbol are s, S, t, and T.

Action: Correct the initialization file and re-start the instance.

ORA-00295: datafile/tempfile number *string* is invalid, must be between 1 and *string*

Cause: An invalid file number was specified.

Action: Specify a valid datafile or tempfile number and retry the operation.

ORA-00296: maximum number of files (*string*) exceeded for RECOVER DATAFILE LIST

Cause: The RECOVER DATAFILE LIST command specified more datafiles than are allowed by the DB_FILES initialization parameter. This error occurs when doing recovery with Recovery Manager, and the instance has been started with a DB_FILES parameter specifying fewer datafiles than recovery manager needs to recover to satisfy the user's RECOVER command.

Action: Re-start the instance with a higher value for DB_FILES.

ORA-00297: must specify RECOVER DATAFILE LIST before RECOVER DATAFILE START

Cause: The RECOVER DATAFILE START command was issued, but no RECOVER DATAFILE LIST commands had been issued. This only happens when doing recovery with Recovery Manager, and is an internal error in Recovery Manager, because Recovery Manager should always issue RECOVER DATAFILE LIST before RECOVER DATAFILE START.

Action: Contact customer support

ORA-00298: Missing or invalid attribute value

Cause: A non-zero integer value is required when the following keyword attributes are specified: TIMEOUT, EXPIRE, DELAY, NEXT

Action: Correct the syntax and retry the command.

ORA-00299: must use file-level media recovery on data file *string*

Cause: The control file does not contain an entry for this file, so block media recovery cannot be done.

Action: Restore the data file and perform file-level media recovery.

ORA-00300: illegal redo log block size *string* specified - exceeds limit of *string*

Cause: The specified block size of the redo log is greater than the maximum block size for the operating system.

Action: Create the redo log on a device with a smaller block size

ORA-00301: error in adding log file '*string*' - file cannot be created

Cause: The creation of the redo log file failed

Action: Check: 1) there is enough storage space on the device 2) the name of the file is valid 3) the device is online 4) an IO error occurred Also, it is possible REUSE was specified on the command line and a file of the incorrect size exists. Either do not specify REUSE or use a file of the correct size.

ORA-00302: limit of *string* logs exceeded

Cause: The maximum number of redo log files has been exceeded.

Action: Use the CREATE CONTROLFILE command with a larger value for MAXLOGFILES if the compatibility is lower than 10.2.0. Otherwise, allocate more storage space for the control file.

ORA-00303: cannot process Parallel Redo

Cause: A redo log containing Parallel Redo has been detected. The current Oracle release cannot process this format of redo.

Action: Use a later release that supports Parallel Redo. to process this log.

ORA-00304: requested INSTANCE_NUMBER is busy

Cause: An instance tried to start by using a value of the initialization parameter INSTANCE_NUMBER that is already in use.

Action: Either a) specify another INSTANCE_NUMBER, b) shut down the running instance with this number c) wait for instance recovery to complete on the instance with this number.

ORA-00305: log *string* of thread *string* inconsistent; belongs to another database

Cause: The database ID in the redo log file does not match the database ID in the control file. This redo log file is not from the current database.

Action: Specify the correct redo log file, then retry the operation.

ORA-00306: limit of *string* instances in this database

Cause: Starting this instance would exceed the maximum number of instances allowed for this database. This message occurs only with STARTUP shared and multiple instances.

Action: You cannot start more than the lower of a) port-specific limit as to the number of instances b) the number of instances specified at create-database time

ORA-00307: requested INSTANCE_NUMBER out of range, maximum is *string*

Cause: The initialization parameter INSTANCE_NUMBER specified a number that was out of range.

Action: Change INSTANCE_NUMBER to a valid range and restart the instance. The minimum value is one and the maximum value is the lower of the operating system-specific maximum or the MAXINSTANCES option specified in the CREATE DATABASE statement. See also your operating system-specific Oracle documentation.

ORA-00308: cannot open archived log '*string*'

Cause: The system cannot access a required archived redo log file.

Action: Check that the off line log exists, the storage device is online, and the archived file is in the correct location. Then attempt to continue recovery or restart the recovery session.

ORA-00309: log belongs to wrong database

Cause: The system cannot access the archived redo log because it belongs to another database.

Action: Specify the correct redo log file, then retry the operation.

ORA-00310: archived log contains sequence *string*; sequence *string* required

Cause: The archived log was out of sequence, probably because it was corrupt or the wrong redo log file name was specified during recovery.

Action: Specify the correct redo log file; then retry the operation.

ORA-00311: cannot read header from archived log

Cause: An I/O error occurred when attempting to read the log file header from the specified archived redo log file.

Action: Other messages will accompany this message. See the associated messages for the appropriate action to take.

ORA-00312: online log *string* thread *string*: '*string*'

Cause: This message reports the filename for details of another message.

Action: Other messages will accompany this message. See the associated messages for the appropriate action to take.

ORA-00313: open failed for members of log group *string* of thread *string*

Cause: The online log cannot be opened. May not be able to find file.

Action: See accompanying errors and make log available.

ORA-00314: log *string* of thread *string*, expected sequence# *string* doesn't match *string*

Cause: The online log is corrupted or is an old version.

Action: Find and install correct version of log or reset logs.

ORA-00315: log *string* of thread *string*, wrong thread # *string* in header

Cause: The online log is corrupted or is an old version.

Action: Find and install correct version of log or reset logs.

ORA-00316: log *string* of thread *string*, type *string* in header is not log file

Cause: The online log is corrupted or is an old version.

Action: Find and install correct version of log or reset logs.

ORA-00317: file type *string* in header is not log file

Cause: This is not an archived log file.

Action: Find the correct file and try again.

ORA-00318: log *string* of thread *string*, expected file size *string* doesn't match *string*

Cause: On header read the file size indicated in the control file did not match the file size contained in the log file.

Action: Restore correct file or reset logs.

ORA-00319: log *string* of thread *string* has incorrect log reset status

Cause: Check of log file header at database open found that an online log has log reset data that is different from the control file. The log is probably an incorrectly restored backup.

Action: Restore correct file or reset logs.

ORA-00320: cannot read file header from log *string* of thread *string*

Cause: The file is not available.

Action: Restore the log file.

ORA-00321: log *string* of thread *string*, cannot update log file header

Cause: Cannot write to the log file.

Action: Restore the access to the file.

ORA-00322: log *string* of thread *string* is not current copy

Cause: Check of log file header at database open found that an online log appears to be an incorrectly restored backup.

Action: Restore correct file or reset logs.

ORA-00323: Current log of thread *string* not useable and all others need archiving

Cause: Attempt to open thread failed because it is necessary to switch redo generation to another online log, but all the other logs need to be archived before they can be used.

Action: Archive the logs for the thread then retry open.

ORA-00324: log file '*string*' translated name '*string*' too long, *string* characters exceeds *string* limit

Cause: the translated name for a log file is too long.

Action: Choose a untranslated name that yields a shorter translated name.

ORA-00325: archived log for thread *string*, wrong thread # *string* in header

Cause: The archived log is corrupted or for another thread. Can not use the log for applying redo.

Action: Find correct archived log.

ORA-00326: log begins at change *string*, need earlier change *string*

Cause: The archived log supplied for recovery was generated after the log that is needed. Can not yet use the log for applying redo.

Action: Find correct archived log.

ORA-00327: log *string* of thread *string*, physical size *string* less than needed *string*

Cause: A log file has shrunk in size. This is likely to have been caused by operator or operating system error.

Action: Restore the log file from backup. If backup is not available, drop this log and re-create. If the database was shut down cleanly, no further action should be required; otherwise incomplete recovery may be required.

ORA-00328: archived log ends at change *string*, need later change *string*

Cause: The archived log supplied for recovery was generated before the log that is needed. Can not use the log for applying redo.

Action: Find correct archived log.

ORA-00329: archived log begins at change *string*, need change *string*

Cause: The archived log is not the correct log. An earlier log is needed.

Action: Restore the correct log file.

ORA-00330: archived log ends at change *string*, need change *string*

Cause: The archived log is not the correct log. A later log is needed.

Action: Restore the correct log file.

ORA-00331: log version *string* incompatible with ORACLE version *string*

Cause: The log was written by incompatible version of Oracle.

Action: Recover the database with the compatible software, shut it down cleanly, then restart with current software.

ORA-00332: archived log is too small - may be incompletely archived

Cause: The log is smaller than the space allocated in it. May be the result of a shutdown abort while it was being written by the archiver.

Action: Get a complete version of this log and use it for recovery. There should either be an online version of it or a copy that was successfully archived.

ORA-00333: redo log read error block *string* count *string*

Cause: An IO error occurred while reading the log described in the accompanying error.

Action: Restore accessibility to file, or get another copy of the file.

ORA-00334: archived log: '*string*'

Cause: Reporting filename for details of another error

Action: See associated error messages

ORA-00335: online log *string*: No log with this number, log does not exist

Cause: Reporting filename for details of another error

Action: See associated error messages

ORA-00336: log file size *string* blocks is less than minimum *string* blocks

Cause: The log file size as specified in create database is too small.

Action: Increase the log file size.

ORA-00337: log file '*string*' does not exist and no size specified

Cause: An attempt to add a log found neither an existing file nor a size for creating the file.

Action: Specify a size for the log file.

ORA-00338: log *string* of thread *string* is more recent than control file

Cause: The control file change sequence number in the log file is greater than the number in the control file. This implies that the wrong control file is being used. Note that repeatedly causing this error can make it stop happening without correcting the real problem. Every attempt to open the database will advance the control file change sequence number until it is great enough.

Action: Use the current control file or do backup control file recovery to make the control file current. Be sure to follow all restrictions on doing a backup control file recovery.

ORA-00339: archived log does not contain any redo

Cause: The archived log is not the correct log. It is a copy of a log file that has never been used for redo generation, or was an online log being prepared to be the current log.

Action: Restore the correct log file.

ORA-00340: IO error processing online log *string* of thread *string*

Cause: An IO error occurred on the named online log.

Action: Restore accessibility to file, or restore file from backup.

ORA-00341: log *string* of thread *string*, wrong log # *string* in header

Cause: The internal information in an online log file does not match the control file.

Action: Restore correct file or reset logs.

ORA-00342: archived log does not have expected resetlogs SCN *string*

Cause: Recovery was given a log that does not belong to current incarnation or one of the parent incarnation. There should be another log that contains the correct redo.

Action: Supply the correct log file.

ORA-00344: unable to re-create online log '*string*'

Cause: An I/O failure occurred when attempting to re-create an online as part of either ALTER DATABASE OPEN RESETLOGS or ALTER DATABASE CLEAR LOGFILE command.

Action: Correct the file/device as indicated by accompanying errors.

ORA-00345: redo log write error block *string* count *string*

Cause: An IO error has occurred while writing the log

Action: Correct the cause of the error, and then restart the system. If the log is lost, apply media/incomplete recovery.

ORA-00346: log member marked as STALE and closed

Cause: A log file member was no longer complete.

Action: Correct the underlying problem by referring to the other error messages found with this one.

ORA-00347: log *string* of thread *string*, expected block size *string* doesn't match *string*

Cause: On header read the blocksize indicated in the control file did not match the blocksize contained in the log file.

Action: Restore correct file or reset logs.

ORA-00348: single-process redo failure. Must abort instance

Cause: A failure occurred during a critical portion of the log code during single process operation. This error does not occur during normal multi-process operation.

Action: Shutdown abort and warmstart the database.

ORA-00349: failure obtaining block size for '*string*'

Cause: The operating system was unable to determine the blocksize for the given filename.

Action: Consult the accompanying error message, and correct the device or specify another filename.

ORA-00350: log *string* of instance *string* (thread *string*) needs to be archived

Cause: The command cannot be done because the log has not been archived, and media recovery has been enabled.

Action: Archive the log or disable media recovery. If the command supports an UNARCHIVED option then it can be used. However this may result in making backups unuseable, and forcing the drop of some offline files.

ORA-00351: recover-to time invalid

Cause: The time specified in a recover-until statement must be after January 1st 1988.

Action: Specify a time after January 1st 1988.

ORA-00352: all logs for thread *string* need to be archived - cannot enable

Cause: Attempting to enable a thread with all logs needing to be archived, and media recovery has been enabled. There is no log that can be made the new current log for the thread.

Action: Archive a log for the thread or disable media recovery.

ORA-00353: log corruption near block *string* change *string* time *string*

Cause: Some type of redo log corruption has been discovered. This error describes the location of the corruption. Accompanying errors describe the type of corruption.

Action: Do recovery with a good version of the log or do incomplete recovery up to the indicated change or time.

ORA-00354: corrupt redo log block header

Cause: The block header on the redo block indicated by the accompanying error, is not reasonable.

Action: Do recovery with a good version of the log or do time based recovery up to the indicated time. If this happens when archiving, archiving of the problem log can be skipped by clearing the log with the UNARCHIVED option. This must be followed by a backup of every datafile to insure recoverability of the database.

ORA-00355: change numbers out of order

Cause: A change number found in the redo log is lower than a previously encountered change number. The log is corrupted in some way. The corruption may be at the earlier change or at this one.

Action: Do recovery with a good version of the log or do time based recovery up to the indicated time.

ORA-00356: inconsistent lengths in change description

Cause: A change record in the redo log contains lengths that do not add up to a consistent value. The log is corrupted in some way.

Action: Do recovery with a good version of the log or do time based recovery up to the indicated time.

ORA-00357: too many members specified for log file, the maximum is *string*

Cause: An add logfile or add logfile member command would result in a log with too many members. The number of members is set when the database is created.

Action: Use fewer log file members.

ORA-00358: Too many file members specified, the maximum is *string*

Cause: A create or alter statement specified too many members in a parenthesised file list.

Action: Specify a number of file members that is within the port-defined limit.

ORA-00359: logfile group *string* does not exist

Cause: An add logfile member or drop logfile request specified a logfile group number that does not exist.

Action: Check the configuration of the log files and reissue the command.

ORA-00360: not a logfile member: *string*

Cause: A filename was given to drop logfile member that is not a part of the database, or which is a data file.

Action: Supply a valid logfile member name.

ORA-00361: cannot remove last log member *string* for group *string*

Cause: An attempt has been made to remove the last member of a log file group.

Action: If desired, delete the entire log, by using DROP LOGFILE.

ORA-00362: member is required to form a valid logfile in group *string*

Cause: A request to drop a logfile member was denied because it would remove data required to form a complete logfile.

Action: If desired, delete the entire log (after archiving if required), by using DROP LOGFILE;

ORA-00363: log is not the archived version

Cause: The log given to recovery is a backup of the online version from the time it was the current log. The archived version of the log would not be marked as end of thread. This error can also be caused by failing to list the current log of an enabled thread in a CREATE CONTROLFILE command.

Action: Find the archived version of the log and supply its name. If this is media recovery immediately following a CREATE CONTROLFILE, be sure the current log for this thread was included.

ORA-00364: cannot write header to new log member

Cause: An i/o error occurred when attempting to write the header to a log member that is being added to an existing group.

Action: See accompanying errors. Fix problem or use another file.

ORA-00365: the specified log is not the correct next log

Cause: The specified log failed to pass checks to ensure it corresponds to the log that was just applied. This is probably the result of using a log that was generated against a cold backup image of the database.

Action: Find the log that was generated by this copy of the database and give that filename to recovery.

ORA-00366: log *string* of thread *string*, checksum error in the file header

Cause: The file header for the redo log contains a checksum that does not match the value calculated from the file header as read from disk. This means the file header is corrupted

Action: Find and install correct version of log or reset logs.

ORA-00367: checksum error in log file header

Cause: The file header for the redo log contains a checksum that does not match the value calculated from the file header as read from disk. This means the file header is corrupted

Action: Find the correct file and try again.

ORA-00368: checksum error in redo log block

Cause: The redo block indicated by the accompanying error, is not valid. It has a checksum that does not match the block contents.

Action: Do recovery with a good version of the log or do time based recovery up to the indicated time. If this happens when archiving, archiving of the problem log can be skipped by clearing the log with the UNARCHIVED option. This must be followed by a backup of every datafile to insure recoverability of the database. Restore correct file or reset logs.

ORA-00369: Current log of thread *string* not useable and other log being cleared

Cause: Attempt to open thread failed because it is necessary to switch redo generation to another online log, but all the other logs are being cleared or need to be archived before they can be used.

Action: If the ALTER DATABASE CLEAR LOGFILE command is still active then wait for it to complete. Otherwise reissue the CLEAR command. If there are other online logs for the thread, that are not being cleared, then archive the logs.

ORA-00370: potential deadlock during kcbchange operation

Cause: Error code used internally by software. Should never be reported

Action: Treat as internal error. See error 600.

ORA-00371: not enough shared pool memory, should be at least *string* bytes

Cause: The SHARED_POOL_SIZE initialization parameter was too small.

Action: Increase the parameter value.

ORA-00372: file *string* cannot be modified at this time

Cause: attempting to modify the contents of a file that cannot be modified. The file is most likely part of a read only tablespace but may be in the process of going offline, or the database may be in the process of closing.

Action: check the status of the file and its tablespace

ORA-00373: online log version *string* incompatible with ORACLE version *string*

Cause: The online log was written by incompatible version of Oracle. Can occur when the log file was created by either a new or older version of Oracle.

Action: Recover the database with the compatible software, shut it down cleanly, then restart with current software.

ORA-00374: parameter db_block_size = *string* invalid ; must be a multiple of *string* in the range [*string*..*string*]

Cause: invalid value for db_block_size parameter

Action: adjust parameter and restart

ORA-00376: file *string* cannot be read at this time

Cause: attempting to read from a file that is not readable. Most likely the file is offline.

Action: Check the state of the file. Bring it online

ORA-00377: Frequent backups of file *string* causing write operation to stall

Cause: Backups are occurring too frequently on this file. Each time a new backup is started for a file, any writes which have been previously issued (but not completed) have to be re-issued. If hot backups are started very, very frequently, it is possible that some writes will be re-issued repeatedly and never complete.

Action: Increase the interval between begin hot-backup commands for this file.

ORA-00378: buffer pools cannot be created as specified

Cause: Either the number of buffers or the number of lru latches is too small to satisfy the specified buffer pool configuration.

Action: Either increase the number of buffers and/or number of lru latches or configure smaller buffer pools.

ORA-00379: no free buffers available in buffer pool *string* for block size *stringK*

Cause: All buffers in the specified buffer pool for the specified block size are in use and no free buffers are available.

Action: Increase the number of buffers in the specified pool for the specified block size

ORA-00380: cannot specify *db_stringk_cache_size* since *stringK* is the standard block size

Cause: User specified the parameter *db_nk_cache_size* (where n is one of 2,4,8,16,32), while the standard block size for this database is equal to n Kbytes. This is illegal.

Action: Specify the standard block size cache using *db_cache_size* (DEFAULT pool) (and *db_recycle_cache_size*, *db_keep_cache_size* if additional buffer pools are required). Do NOT use the corresponding *db_nk_cache_size* parameter for the standard block size.

ORA-00381: cannot use both new and old parameters for buffer cache size specification

Cause: User specified one or more of { *db_cache_size* , *db_recycle_cache_size*, *db_keep_cache_size*, *db_nk_cache_size* (where n is one of 2,4,8,16,32), *db_cache_advice* } AND one or more of { *db_block_buffers*, *buffer_pool_keep* , *buffer_pool_recycle* }. This is illegal.

Action: Use EITHER the old (pre-Oracle_8.2) parameters OR the new ones. Don't specify both. If old size parameters are specified in the parameter file, you may want to replace them with new parameters since the new parameters can be modified dynamically and allow you to configure additional caches for additional block sizes. Cache advisory can only be enabled with the new cache parameters.

ORA-00382: *string* not a valid block size, valid range [*string..string*]

Cause: User specified a value for *db_nk_cache_size* where n is one of {2, 4, 8, 16, 32}, but nk is not a valid block size for this platform.

Action: Remove corresponding parameter from the "init.ora" file and restart the instance.

ORA-00383: DEFAULT cache for blocksize *string* cannot be reduced to zero

Cause: User attempted to reduce *db_cache_size* to zero, or attempted to to reduce *db_nK_cache_size* to zero while there were still online tablespaces with blocksize nK. Note that since the SYSTEM tablespace cannot be taken offline, it is always illegal to set *db_cache_size* to zero.

Action: Offline any tablespaces with the corresponding blocksize and then perform the operation again.

ORA-00384: Insufficient memory to grow cache

Cause: The system could not allocate sufficient memory to grow the cache to the specified size.

Action: Attempt a smaller increase in the value of the parameter.

ORA-00388: dependent redo for buffers is lost

Cause: The instance contained buffers that had non-durable changes and depended on redo in another thread that was lost because of that thread crash. No data are lost because changes to such buffers cannot be committed while they are non-durable.

Action: Restart the instance.

ORA-00390: log *string* of thread *string* is being cleared, cannot become current log

Cause: An attempt to switch to a new online log for the redo thread failed because no reusable log could be found. This log is being cleared and will be useable when the clearing completes. The command that began the clearing may have terminated without completing the clearing.

Action: If the clear command is still executing then wait for its completion. If it terminated then reissue the clear command, or drop the log.

ORA-00391: All threads must switch to new log format at the same time

Cause: An attempt to switch the current log of a single thread is not allowed because the compatibility requirements force a new log format version number. When changing log formats, all threads must switch to the new format at the same time.

Action: Open the database to cause the coordinated log switch. If that is not possible then return to the same software version and compatibility setting last used to open the database.

ORA-00392: log *string* of thread *string* is being cleared, operation not allowed

Cause: An operation encountered this online log in the middle of being cleared. The command that began the clearing may have terminated without completing the clearing.

Action: If the clear command is still executing then wait for its completion. If it terminated then reissue the clear command, or drop the log.

ORA-00393: log *string* of thread *string* is needed for recovery of offline datafiles

Cause: Log cannot be cleared because the redo in it is needed to recover offline datafiles. It has not been archived so there is no other copy available. If the log is cleared the tablespaces containing the files will have to be dropped.

Action: Archive the log then repeat the clear command. If archiving is not possible, and dropping the tablespaces is acceptable, then add the clause UNRECOVERABLE DATAFILE at the end of the clear command.

ORA-00394: online log reused while attempting to archive it

Cause: It has been detected that an online log that is being archived has been reused

Action: Cannot archive the logfile anymore since it has been overwritten

ORA-00395: online logs for the clone database must be renamed

Cause: A clone database open forces logfile renaming to avoid overwriting the primary logfiles

Action: Rename the logfiles manually or using the `log_file_name_convert` initialization parameter

ORA-00396: error *string* required fallback to single-pass recovery

Cause: The indicated error caused two-pass instance or crash recovery to fail. Recovery was retried with an alternate (slower) method to avoid the error.

Action: Correct the cause of the indicated error (also recorded) so that future instance or crash recovery can succeed with the two-pass algorithm. This usually requires making more main memory available to the recovery process.

ORA-00397: instance recovery process terminated with error

Cause: The foreground process doing instance recovery died.

Action: Check the foreground trace file for the cause of recovery failure.

ORA-00398: abort thread recovery due to reconfiguration

Cause: Global enqueue service reconfiguration occurred during instance/crash recovery.

Action: This is used internally, no action is required.

ORA-00399: corrupt change description in redo log

Cause: A change vector in the redo log failed validation checks.

Action: Do recovery with a good version of the log or do time based recovery up to the indicated time.

ORA-00400: invalid release value *string* for parameter *string*

Cause: The release level given for the specified init parameter is invalid.

Action: Correct the parameter value in the parameter file and retry.

ORA-00401: the value for parameter *string* is not supported by this release

Cause: The value specified cannot be supported by this release of the software.

Action: Choose an appropriate value, or remove the parameter value to use the default value.

ORA-00402: database changes by release *string* cannot be used by release *string*

Cause: Changes have been made to the database that require a newer software release or that violate the compatibility parameters.

Action: Use a version of the software that can understand the changes or relax the compatibility requirements in the init file.

ORA-00403: *string* (*string*) is not the same as other instances (*string*)

Cause: Another instance has set the compatible or compatible no recovery parameters differently than this instance.

Action: Change the parameters of the current instance to match other instances already running.

ORA-00404: Convert file not found: '*string*'

Cause: The file used for converting the database from V7 to V8 could not be found.

Action: Verify that the migration process has been started on this database and that the convert filename is accessible.

ORA-00405: compatibility type "*string*"

Cause: Reporting a type associated with another error.

Action: See accompanying error

ORA-00406: COMPATIBLE parameter needs to be *string* or greater

Cause: The COMPATIBLE initialization parameter is not high enough to allow the operation. Allowing the command would make the database incompatible with the release specified by the current COMPATIBLE parameter.

Action: Shutdown and startup with a higher compatibility setting.

ORA-00407: rolling upgrade from release *string.string* to *string.string* is not allowed

Cause: Another instance executing software at a different point release already has the database mounted.

Action: Shutdown all instances then startup with the new software.

ORA-00408: parameter *string* is set to TRUE

Cause: Reporting the parameter that resulted in the compatibility error.

Action: Shutdown and startup with a higher compatibility setting.

ORA-00409: COMPATIBLE needs to be *string* or higher to use AUTO SEGMENT SPACE MANAGEMENT

Cause: This is due to migrating from an older release of Oracle with tablespaces created using AUTO SEGMENT SPACE MANAGEMENT. To open the database, the COMPATIBLE parameter needs to be set to the specified value.

Action: Shutdown and startup with the specified compatibility setting.

ORA-00421: failure in creating the required number of sessions for *string* processes

Cause: The required number of sessions for the PROCESSES parameter was greater than the maximum supported value.

Action: Decrease the required number of processes and start the instance.

ORA-00436: ORACLE is not licensed. Contact Oracle Corp. for assistance

ORA-00437: ORACLE feature is not licensed. Contact Oracle Corp. for assistance

Cause: ORACLE feature is not licensed.

Action: Contact ORACLE for assistance.

ORA-00438: *string* Option not installed

Cause: The specified option is not installed.

Action: Purchase and install the option.

ORA-00439: feature not enabled: *string*

Cause: The specified feature is not enabled.

Action: Do not attempt to use this feature.

ORA-00443: background process "*string*" did not start

Cause: The specified process did not start.

Action: Ensure that the executable image is in the correct place with the correct protections, and that there is enough memory.

ORA-00444: background process "*string*" failed while starting

Cause: Usually due to a bad (or non-existent) background process image.

Action: Get a good background process image.

ORA-00445: background process "*string*" did not start after *string* seconds

Cause: The specified process did not start after the specified time.

Action: Ensure that the background did not die and leave a trace file.

ORA-00446: background process started when not expected

Cause: The background process specified started up AFTER the RDBMS was already running.

Action: If nobody at your site started the process, then this is an internal error.

ORA-00447: fatal error in background process

Cause: One of the background processes died unexpectedly.

Action: Warm start the system.

ORA-00448: normal completion of background process

Cause: One of the background processes completed normally (i.e. exited). The background process thinks that somebody asked it to exit.

Action: Warm start the system.

ORA-00449: background process '*string*' unexpectedly terminated with error *string*

Cause: A foreground process needing service from a background process has discovered the process died.

Action: Consult the error code, and the trace file for the process.

ORA-00450: background process '*string*' did not start

Cause: The specified process did not start.

Action: Consult the error code, and the trace file for the process.

ORA-00451: foreground process died unexpectedly

Cause: The foreground process for the new connection did not start.

Action: Reconnect to Oracle.

ORA-00452: foreground process unexpectedly terminated with error *string*

Cause: The foreground process for the new connection did not start.

Action: Reconnect to Oracle.

ORA-00453: background process '*string*' is dead

Cause: The background process that was being messaged was dead or its incarnation was invalid.

Action: Restart the background process.

ORA-00454: The background process '*string*' is running

Cause: An attempt to spawn a background process that was already running failed.

Action: None

ORA-00455: timeout waiting for background process '*string*' cleanup

Cause: The state of the background process was not cleaned up.

Action: None

ORA-00456: prespawn not enabled

Cause: Prespawn was not enabled.

Action: None

ORA-00457: process pool not found

Cause: The process pool was not found.

Action: Verify the process pool name.

ORA-00458: process pool is already started

Cause: The process pool was already started.

Action: None

ORA-00459: process pool is not started

Cause: The process pool was not started.

Action: None

ORA-00460: process pool invalid configuration value(s)

Cause: Invalid configuration values were specified for the process pool.

Action: Verify the configuration values.

ORA-00461: MGA namespace already opened.

Cause: Managed Global Area(MGA) namespace was already opened.

Action: None

ORA-00462: MGA namespace shared handle not valid.

Cause: Managed Global Area(MGA) namespace shared handle was not valid.

Action: None

ORA-00463: MGA namespace private handle not valid.

Cause: Managed Global Area(MGA) namespace private handle was not valid.

Action: None

ORA-00464: Processes are still attached to MGA namespace.

Cause: Processes were still attached to Managed Global Area(MGA) namespace.

Action: None

ORA-00465: Segments are still attached to MGA namespace.

Cause: Segments were still attached to Managed Global Area(MGA) namespace.

Action: None

ORA-00466: MGA invalid segment information.

Cause: Managed Global Area(MGA) segment information was not valid.

Action: None

ORA-00467: Already attached to MGA handle.

Cause: There was already an attachment to the Managed Global Area(MGA) handle.

Action: None

ORA-00468: Not attached to MGA handle.

Cause: There was no attachment to the Managed Global Area(MGA) handle.

Action: None

ORA-00469: CKPT process terminated with error

Cause: The checkpoint process died

Action: Warm start instance

ORA-00470: LGWR process terminated with error

Cause: The log writer process died

Action: Warm start instance

ORA-00471: DBWR process terminated with error

Cause: The database writer process died

Action: Warm start instance

ORA-00472: PMON process terminated with error

Cause: The process cleanup process died

Action: Warm start instance

ORA-00473: ARCH process terminated with error

Cause: The archive process died

Action: Warm start instance

ORA-00474: SMON process terminated with error

Cause: The system cleanup process died

Action: Warm start instance

ORA-00475: TRWR process terminated with error

Cause: The system tracing process died

Action: Warm start instance

ORA-00476: RECO process terminated with error

Cause: The distributed transaction (two-phase commit) recovery process died.

Action: Warm start instance

ORA-00477: SNP* process terminated with error

Cause: A materialized view refresh process died

Action: PMON will restart SNP process shortly. If SNP process does not get started, contact Oracle support.

ORA-00478: SMON process terminated due to error *string*

Cause: SMON was unable to service the requests due to error in cleanup of resources

Action: Warm start instance

ORA-00479: RVWR process terminated with error *string*

Cause: The RVWR process died

Action: Warm start instance

ORA-00480: LCK* process terminated with error

Cause: A system lock process died

Action: Warm start instance

ORA-00481: LMON process terminated with error

Cause: The global enqueue service monitor process died

Action: Warm start instance

ORA-00482: LMD* process terminated with error

Cause: A global enqueue service daemon process died

Action: Warm start instance

ORA-00483: During shutdown a process abnormally terminated

Cause: One of the background processes did not exit normally at or near the time of shutdown.

Action: Use shutdown abort.

ORA-00484: LMS* process terminated with error

Cause: A global cache service process died

Action: Warm start instance

ORA-00485: DIAG process terminated with error *string*

Cause: A global diagnostic process died

Action: Wait for process to restart

ORA-00486: ASMB process terminated with error

Cause: An ASM background process died.

Action: Warm start instance. Also check that ASM Instance is running.

ORA-00487: CTWR process terminated with error

Cause: The change tracking process died

Action: Warm start instance

ORA-00488: RBAL process terminated with error

Cause: The ASM rebalance coordinator process died.

Action: Warm start instance.

ORA-00489: ARB* process terminated with error

Cause: An ASM rebalance worker process died.

Action: Wait for process to restart.

ORA-00490: PSP process terminated with error

Cause: The process spawner died

Action: Warm start instance

ORA-00491: RMS0 process terminated with error

Cause: The RAC Management Process died

Action: n/a

ORA-00492: GTX* process terminated with error

Cause: A global transaction background process died.

Action: Warm start instance

ORA-00493: GMON process terminated with error

Cause: The ASM disk group monitor process died

Action: Warm start instance

ORA-00494: enqueue *string* held for too long (more than *string* seconds) by 'inst *string*, osid *string*'

Cause: The specified process did not release the enqueue within the maximum allowed time.

Action: Reissue any commands that failed and contact Oracle Support Services with the incident information.

ORA-00495: GEN0 process terminated with error

Cause: The generic background processing process died.

Action: Warm start the instance.

ORA-00496: LMHB process terminated with error

Cause: The LM heartbeat monitor process died.

Action: Warm start the instance.

ORA-00497: XDMG process terminated with error

Cause: The Cell automation manager process terminated with error.

Action: PMON will restart XDMG process shortly. If XDMG process does not restart, contact Oracle Support Services.

ORA-00498: XDWK process terminated with error

Cause: The Cell automation worker actions process terminated with error.

Action: PMON will restart XDWK process shortly. If XDWK process does not restart, contact Oracle Support Services.

ORA-00499: XDMG repeatedly failed to initialize terminating the instance.

Cause: The Cell automation manager process repeatedly failed to initialize.

Action: Examine the alert log for the reason prior attempts to start XDMG failed. If it is due to user error or bad configuration, fix it and restart the instance. Otherwise, contact Oracle Support Services.

ORA-00500: Listener registration process terminated with an error.

Cause: The listener registration process died.

Action: Warm start the instance.

ORA-00501: CLMN process terminated with error

Cause: The cleanup process died.

Action: Warm start the instance.

ORA-00502: PMAN process terminated with error

Cause: The manager process died.

Action: Warm start the instance.

ORA-00503: CL process terminated with error**

Cause: A cleanup slave died.

Action: Warm start the instance.

ORA-00504: Service monitor background process terminated with error

Cause: The service monitor background process died.

Action: PMON will restart the background process shortly.

ORA-00505: GEN1 process terminated with error

Cause: The generic background processing process 1 died.

Action: Warm start the instance.

ORA-00510: not a valid MGA heap index

Cause: The given Managed Global Area (MGA) index was not of the heap type.

Action: None

ORA-00511: Cluster flash cache background process terminated with error

Cause: The cluster flash cache process died.

Action: Warm start the instance.

ORA-00566: cannot request processor group - NUMA not enabled

Cause: Cannot start process in a requested processor group when the NUMA feature is disabled.

Action: Start the process without requesting a NUMA processor group.

ORA-00567: Requested processor group *string* is too large (maximum *string*)

Cause: The process could not be started in the requested processor group.

Action: Start the process in another processor group.

ORA-00568: Maximum number of interrupt handlers exceeded

Cause: User specified too many ^c handlers

Action: Remove some old handlers.

ORA-00569: Failed to acquire global enqueue.

Cause: A prior error occurred on one of the instances in the cluster. Typically errors are caused by shared pool resource contention.

Action: Check for and resolve prior errors on all instances in the cluster. If there is shared pool resource contention, increase the SHARED_POOL_SIZE, DML_LOCKS, PROCESSES, TRANSACTIONS, CLUSTER_DATABASE_INSTANCES and PARALLEL_MAX_SERVERS initialization parameters.

ORA-00574: osndnt: \$CANCEL failure (break)

ORA-00575: osndnt: \$QIO failure (send out-of-band break)

ORA-00576: in-band break protocol error

ORA-00577: out-of-band break protocol error

ORA-00578: reset protocol error

ORA-00579: osndnt: server received malformed connection request

ORA-00580: protocol versions do not match

ORA-00581: osndnt: cannot allocate context area

ORA-00582: osndnt: cannot deallocate context area

ORA-00583: osndnt: \$TRNLOG failure

ORA-00584: cannot close connection

ORA-00585: host name has incorrect form

ORA-00586: osndnt: LIB\$ASN_WTH_MBX failure

ORA-00587: cannot connect to remote host

ORA-00588: message from host was too short

ORA-00589: message from host had incorrect data length

ORA-00590: message from host had incorrect message type

ORA-00591: incorrect number of bytes written

ORA-00592: osndnt: \$QIO failure (mailbox queue)

ORA-00593: osndnt: \$DASSGN failure (network device)

ORA-00594: osndnt: \$DASSGN failure (mailbox)

ORA-00595: osndnt: \$QIO failure (receive)

ORA-00596: osndnt: \$QIO failure (send)

ORA-00597: osndnt: \$QIO failure (mailbox requeue)

ORA-00598: osndnt: \$QIO failure (mailbox read)

ORA-00600: internal error code, arguments: [string], [string], [string], [string], [string], [string], [string], [string], [string], [string], [string]

Cause: This is the generic internal error number for Oracle program exceptions. It indicates that a process has encountered a low-level, unexpected condition. The first argument is the internal message number. This argument and the database version number are critical in identifying the root cause and the potential impact to your system.

Action: Visit My Oracle Support to access the ORA-00600 Lookup tool (reference Note 600.1) for more information regarding the specific ORA-00600 error encountered. An Incident has been created for this error in the Automatic Diagnostic Repository (ADR). When logging a service request, use the Incident Packaging Service (IPS) from the Support Workbench or the ADR Command Interpreter (ADRCI) to automatically package the relevant trace information (reference My Oracle Support Note 411.1). The following information should also be gathered to help determine the root cause: - changes leading up to the error - events or unusual circumstances leading up to the error - operations attempted prior to the error - conditions of the operating system and databases at the time of the error Note: The cause of this message may manifest itself as different errors at different times. Be aware of the history of errors that occurred before this internal error.

ORA-00601: cleanup lock conflict

Cause: The process monitor (PMON) database process ran into a lock conflict while trying to recover the processes.

Action: This is an internal issue. No action required.

ORA-00602: internal programming exception: [PC:string] [ADDR:string]

Cause: An address violation was encountered.

Action: Report the issue as a bug.

ORA-00603: ORACLE server session terminated by fatal error

Cause: An Oracle server session was in an unrecoverable state.

Action: Log in to Oracle again so a new server session will be created automatically. Examine the session trace file for more information.

ORA-00604: error occurred at recursive SQL level *string*

Cause: An error occurred while processing a recursive SQL statement (a statement applying to internal dictionary tables).

Action: If the situation described in the next error on the stack can be corrected, do so; otherwise contact Oracle Support.

ORA-00606: Internal error code

Cause: A call to deferred upi functions was made in non deferred mode

Action: Report as a bug.

ORA-00607: Internal error occurred while making a change to a data block

Cause: An internal error or memory exception occurred while Oracle was applying redo to a data block.

Action: call Oracle Support

ORA-00608: testing error [string] [string] [string] [string] [string]

Cause: Internal error reserved for testing.

Action: call Oracle Support

ORA-00609: could not attach to incoming connection

Cause: Oracle process could not answer incoming connection

Action: If the situation described in the next error on the stack can be corrected, do so; otherwise contact Oracle Support.

ORA-00614: quarantine limit has been reached

Cause: A quarantine limit was reached and the instance was aborted.

Action: Restart the instance.

ORA-00700: soft internal error, arguments: [string], [string], [string], [string], [string], [string], [string], [string], [string], [string]

Cause: Internal inconsistency that will not crash a process

Action: Report as a bug - the first argument is the internal error.

ORA-00701: object necessary for warmstarting database cannot be altered

Cause: Attempt to alter or drop a database object (table, cluster, or index) which are needed for warmstarting the database.

Action: None

ORA-00702: bootstrap version '*string*' inconsistent with version '*string*'

Cause: The reading version of the bootstrap is incompatible with the current bootstrap version.

Action: Restore a version of the software that is compatible with this bootstrap version.

ORA-00703: maximum number of row cache instance locks exceeded

Cause: There are not enough row cache enqueues.

Action: Increase the row cache enqueue parameter and warm start the system.

ORA-00704: bootstrap process failure

Cause: Failure in processing bootstrap data - see accompanying error.

Action: Contact your customer support representative.

ORA-00705: inconsistent state during start up; shut down the instance, then restart it

Cause: A previous attempt to start an instance was terminated.

Action: Shut down the instance completely, then restart it.

ORA-00706: error changing format of file '*string*'

Cause: An attempt to change the block0 format of the specified file failed because the file is read-only or offline.

Action: Make the file read-write or bring the file online and set the BLK0_FMTCHG event.

ORA-00710: new tablespace name is the same as the old tablespace name

Cause: An attempt to rename a tablespace failed because the new name is the same as the old name.

Action: No action required.

ORA-00711: new tablespace name is invalid

Cause: An attempt to rename a tablespace failed because the new name is invalid.

Action: Choose a valid new name and retry the command.

ORA-00712: cannot rename system tablespace

Cause: An attempt to rename the system tablespace failed.

Action: No action required.

ORA-00720: ALTER DATABASE RESET COMPATIBILITY command has been de-supported

Cause: ALTER DATABASE RESET COMPATIBILITY command has been de-supported since Oracle 10i.

Action: No action required.

ORA-00721: changes by release *string* cannot be used by release *string*

Cause: An attempt to import a tablespace failed because the tablespace contains changes that require a newer software release or that violate the compatibility parameters.

Action: Use a version of the software that can understand the changes or relax the compatibility requirements in the initialization parameter file.

ORA-00722: Feature "*string*"

Cause: Reporting name of the feature for details of another error.

Action: See associated error message.

ORA-00723: Initialization parameter COMPATIBLE must be explicitly set

Cause: Oracle detected that the initialization parameter COMPATIBLE was not explicitly specified, and the compatibility of the database is lower than the default value of the COMPATIBLE parameter. In order to use the new compatible setting, the initialization parameter must be explicitly set by the user.

Action: Explicitly set the value of COMPATIBLE parameter either in PFILE or SPFILE, whichever is used.

ORA-00724: ALTER DATABASE CONVERT command has been de-supported

Cause: ALTER DATABASE CONVERT command has been de-supported since Oracle 10i.

Action: No action required.

ORA-00725: Desupported ALTER DATABASE SET STANDBY clause specified: *string*

Cause: A deprecated ALTER DATABASE SET STANDBY was specified.

Action: No action required.

ORA-00740: datafile size of (*string*) blocks exceeds maximum file size

Cause: The user specified datafile size exceeded maximum file size.

Action: Please check REFERENCE for maximum size. Reduce the size and retry.

ORA-00741: logfile size of (*string*) blocks exceeds maximum logfile size

Cause: The user specified logfile size exceeded maximum logfile size.

Action: Please check REFERENCE for maximum size. Reduce the size and retry.

ORA-00742: Log read detects lost write in thread *string* sequence *string* block *string*

Cause: Either a write issued by Oracle was lost by the underlying operating system or storage system or an Oracle internal error occurred.

Action: The trace file shows the lost write location. Dump the problematic log file to see whether it is a real lost write. Contact Oracle Support Services.

ORA-00750: database has been previously mounted and dismounted

Cause: The instance has already mounted and dismounted the database, which is only allowed once in its lifetime.

Action: Shut down the database.

ORA-00751: could not obtain resilvering status for file

Cause: An error occurred while obtaining the mirror resilvering status of a file.

Action: Refer to other error messages shown for additional details of the problem.

ORA-00752: recovery detected a lost write of a data block

Cause: A data block write to storage was lost during normal database operation on the primary database.

Action: Shutdown the primary database and activate the physical standby database to failover. Call Oracle Support Services. See the Data Guard documentation for details.

ORA-00753: recovery detected a lost write of a data block

Cause: A data block write to storage was lost during normal redo database operation on the standby database or during recovery on a primary database.

Action: Close the database and try the RECOVER MANAGED STANDBY DATABASE (on the standby database) or RECOVER DATABASE ... FORCE START AT (on the primary database) statement starting at the SCN of the bad block that was printed already. See the Administrator's Guide for details.

ORA-00754: recovery detected a data block with invalid SCN

Cause: An error caused a data block mismatch with a log record.

Action: If running on a primary database in recovery mode, you may perform a point-in-time recovery to an earlier time. Otherwise, call Oracle Support Services. See the Administrator's Guide for details.

ORA-00756: recovery detected a lost write of a data block

Cause: A data block write to storage was lost during normal redo database operation on the standby database or during recovery on a primary database.

Action: Close the database and try the RECOVER MANAGED STANDBY DATABASE (on the standby database) or RECOVER DATABASE ... FORCE START AT (on the primary database) statement starting at the SCN of the bad block that was printed already. See the Administrator's Guide for details.

ORA-00758: recovery detected a block with inconsistent flag values set

Cause: An internal error occurred.

Action: If running on a primary database in recovery mode, you may perform a point-in-time recovery to an earlier time. Otherwise, call Oracle Support Services. See the Administrator's Guide for details.

ORA-00759: session suspension timed out during switchover or failover

Cause: The standby database was going through a role transition and the new primary database was not reopened in the configured timeout duration after switchover.

Action: Open the new primary database and try to connect again.

ORA-00760: could not remove lost write tracking from data file - check log

Cause: An error occurred while trying to remove lost write tracking.

Action: Check the system log for ERROR: or WARNING: for further information.

ORA-00761: could not suspend lost write tracking for data file - check log

Cause: An error occurred while trying to suspend lost write tracking.

Action: Check the system log for ERROR: or WARNING: for further information.

ORA-00762: could not change lost write protection - out of memory

Cause: Memory allocation failed.

Action: Ensure that enough memory including stack memory is available

ORA-00763: could not add lost write tracking to data file

Cause: An error occurred while trying to add lost write tracking; could not lookup target data file.

Action: This may be an internal error if the target data file exists.

ORA-00764: The current transaction started on standby database and attempted to make an update after role transition.

Cause: The session, which started a transaction on the standby database and stayed alive after a role transition, attempted to do an update.

Action: The client should catch the exception and retry the transaction.

ORA-00816: error message translation failed

ORA-00820: Specified value of sga_max_size is too small, needs to be at least *stringM*

Cause: The specified value of sga_max_size is too small for the SGA to accommodate all of the necessary SGA components such as the log buffer, buffer pools, shared pool, etc.

Action: Set sga_max_size to the recommended value or reduce the values of any SGA component size parameters you have specified.

ORA-00821: Specified value of sga_target *stringM* is too small, needs to be at least *stringM*

Cause: The specified value of sga_target is too small for the SGA to accommodate all of the necessary SGA components such as the log buffer, buffer pools, shared pool, etc.

Action: Set sga_target to the recommended value or reduce the values of any SGA component size parameters you have specified.

ORA-00822: MMAN process terminated with error

Cause: The Memory Management process died.

Action: Warm start instance

ORA-00823: Specified value of sga_target greater than sga_max_size

Cause: The specified value of sga_target is greater than sga_max_size.

Action: Increase sga_max_size to match up with sga_target or decrease sga_target to match up with sga_maxsize.

ORA-00824: cannot set SGA_TARGET or MEMORY_TARGET due to existing internal settings

Cause: Could not set SGA_TARGET or MEMORY_TARGET due to current parameter settings.

Action: Check the other error messages for additional information.

ORA-00825: cannot set DB_BLOCK_BUFFERS if SGA_TARGET or MEMORY_TARGET is set

Cause: SGA_TARGET or MEMORY_TARGET set with DB_BLOCK_BUFFERS set.

Action: Do not set SGA_TARGET, MEMORY_TARGET or use new cache parameters, and do not use DB_BLOCK_BUFFERS which is an old cache parameter.

ORA-00826: cannot set SGA_TARGET or MEMORY_TARGET for an ASM instance

Cause: SGA_TARGET or MEMORY_TARGET set for an ASM instance.

Action: Do not set SGA_TARGET or MEMORY_TARGET.

ORA-00827: could not shrink sga_target to specified value

Cause: Attempted to shrink the SGA to the specified value but did not succeed because the SGA components could not be shrunk as they were already at their minimum sizes.

Action: Do not set sga_target to a value below the current value without first shrinking the individual SGA components.

ORA-00828: specified value of shared_pool_reserved_size inconsistent with internal settings

Cause: Unable to set shared_pool_reserved_size to specified value if SGA_TARGET set, either because the specified value is too small, or because it is too large for the current internal size of shared pool. More details can be found in the alert log.

Action: If possible, do not set shared_pool_reserved_size without setting shared_pool_size if SGA_TARGET set. Examine the alert log for information about current internal size of shared pool, and valid range of values for shared_pool_reserved_size.

ORA-00830: cannot set statistics_level to BASIC with auto-tune SGA enabled

Cause: The user attempted to set statistics_level to BASIC with auto-tune SGA enabled which cannot be done because auto-tune SGA cannot work with statistics_level set to BASIC.

Action: Disable auto-tune SGA and try setting the statistics_level to BASIC again.

ORA-00832: no streams pool created and cannot automatically create one

Cause: A database feature which needs STREAMS SGA was being used, however, the streams_pool_size parameter was not defined and the value of db_cache_size was too small to permit an automatic transfer of SGA to the streams pool from the buffer cache.

Action: Please set the parameter streams_pool_size or set SGA_TARGET.

ORA-00837: Specified value of MEMORY_TARGET greater than MEMORY_MAX_TARGET

Cause: The specified value of MEMORY_TARGET was greater than MEMORY_MAX_TARGET.

Action: Set MEMORY_TARGET less than or equal to MEMORY_MAX_TARGET.

ORA-00838: Specified value of MEMORY_TARGET is too small, needs to be at least *string*M

Cause: The specified value of MEMORY_TARGET was less than the sum of the specified values for SGA_TARGET and PGA_AGGREGATE_TARGET.

Action: Set MEMORY_TARGET to at least the recommended value.

ORA-00839: SGA_TARGET cannot be modified to the specified value

Cause: The specified value of SGA_TARGET was not compatible with current settings of PGA_AGGREGATE_TARGET and MEMORY_TARGET/MEMORY_MAX_TARGET.

Action: Set SGA_TARGET to be no more than the difference of MEMORY_TARGET/MEMORY_MAX_TARGET and PGA_AGGREGATE_TARGET. Also ensure that the current PGA memory used for non-auto workareas is low.

ORA-00840: PGA_AGGREGATE_TARGET cannot be modified to the specified value

Cause: The specified value of PGA_AGGREGATE_TARGET was not compatible with current settings of SGA_TARGET and MEMORY_TARGET / MEMORY_MAX_TARGET.

Action: Set PGA_AGGREGATE_TARGET to be no more than the difference of MEMORY_TARGET/MEMORY_MAX_TARGET and SGA_TARGET.

ORA-00841: MEMORY_TARGET not supported on this system

Cause: MEMORY_TARGET parameter was not supported on this system as shmfs was disabled.

Action: Refer to documentation for a list of supported systems.

ORA-00842: DB_BLOCK_BUFFERS cannot be set with SGA_TARGET or MEMORY_TARGET

Cause: DB_BLOCK_BUFFERS was incompatible with SGA_TARGET and MEMORY_TARGET.

Action: Remove the incompatible parameter setting.

ORA-00843: Parameter not taking MEMORY_MAX_TARGET into account

Cause: The parameter was larger than MEMORY_MAX_TARGET.

Action: Check the other error messages for additional information about the parameter. Set the parameter to a lower value than MEMORY_MAX_TARGET.

ORA-00844: Parameter not taking MEMORY_TARGET into account

Cause: The parameter was larger than MEMORY_TARGET.

Action: Check the other error messages for additional information about the parameter. Set the parameter to a lower value than MEMORY_TARGET.

ORA-00845: MEMORY_TARGET not supported on this system

Cause: The MEMORY_TARGET parameter was not supported on this operating system or /dev/shm was not sized correctly on Linux.

Action: Refer to documentation for a list of supported operating systems. Or, size /dev/shm to be at least the SGA_MAX_SIZE on each Oracle instance running on the system.

ORA-00846: could not shrink MEMORY_TARGET to specified value

Cause: Attempted to shrink MEMORY_TARGET to the specified value but did not succeed because the PGA and SGA components could not be shrunk.

Action: Do not set MEMORY_TARGET to a value below the current value without first shrinking the individual memory components.

ORA-00847: MEMORY_TARGET/MEMORY_MAX_TARGET and LOCK_SGA cannot be set together

Cause: MEMORY_TARGET/MEMORY_MAX_TARGET was set to a non-zero value and LOCK_SGA was also set

Action: Do not set MEMORY_TARGET or MEMORY_MAX_TARGET if LOCK_SGA is set to TRUE.

ORA-00848: STATISTICS_LEVEL cannot be set to BASIC with SGA_TARGET or MEMORY_TARGET

Cause: STATISTICS_LEVEL of BASIC was incompatible with SGA_TARGET and MEMORY_TARGET.

Action: Fix the incompatible parameter setting. Set STATISTICS_LEVEL to TYPICAL or ALL to use SGA_TARGET or MEMORY_TARGET.

ORA-00849: SGA_TARGET string cannot be set to more than MEMORY_MAX_TARGET string.

Cause: SGA_TARGET value was more than MEMORY_MAX_TARGET value.

Action: Set SGA_TARGET to be less than MEMORY_MAX_TARGET.

ORA-00850: PGA_AGGREGATE_TARGET string cannot be set to more than MEMORY_MAX_TARGET string.

Cause: PGA_AGGREGATE_TARGET value was more than MEMORY_MAX_TARGET value.

Action: Set PGA_AGGREGATE_TARGET to be less than MEMORY_MAX_TARGET.

ORA-00851: SGA_MAX_SIZE string cannot be set to more than MEMORY_TARGET string.

Cause: SGA_MAX_SIZE value was more than MEMORY_TARGET value.

Action: Set SGA_MAX_SIZE to be less than MEMORY_TARGET.

ORA-00852: Rolling migration monitor process terminated.

Cause: The ASM rolling migration monitor process died.

Action: Warm start the instance.

ORA-00853: SGA_MAX_SIZE string cannot be set to more than MEMORY_MAX_TARGET string.

Cause: SGA_MAX_SIZE value was more than MEMORY_MAX_TARGET value.

Action: Set SGA_MAX_SIZE to be less than MEMORY_MAX_TARGET.

ORA-00854: ASM IO Server Instance Fence monitor process terminated.

Cause: The ASM IO Server Fence monitor process died.

Action: Warm start the instance.

ORA-00855: PGA_AGGREGATE_TARGET cannot be set because of insufficient physical memory.

Cause: PGA_AGGREGATE_TARGET value was too high for the current system global area (SGA) size and amount of physical memory available.

Action: Reduce the SGA size or increase the physical memory size.

ORA-00856: PGA_AGGREGATE_TARGET cannot be set higher 50 percent of PGA_AGGREGATE_LIMIT.

Cause: PGA_AGGREGATE_TARGET value was greater than 50 percent the current value of PGA_AGGREGATE_LIMIT.

Action: Increase PGA_AGGREGATE_LIMIT or use a lower PGA_AGGREGATE_TARGET.

ORA-00865: cannot perform the current operation on the same session

Cause: The current operation could not be performed on the same session.

Action: None

ORA-00866: invalid or non-existent SQL ID

Cause: The SQL ID specified was invalid or did not exist.

Action: Retry with a valid SQL ID.

ORA-00867: invalid instance ID

Cause: The instance ID specified was invalid.

Action: Retry with a valid instance ID.

ORA-00875: failed to *string* the dedicated connection broker

Cause: The dedicated connection broker could not be enabled or disabled.

Action: Check the process trace file for the reason for failure.

ORA-00876: invalid CONNECTION_BROKERS specification #*string*

Cause: The syntax for the nth CONNECTION_BROKERS specification was invalid.

Action: See the additional errors that were reported. Refer to the Oracle Database Reference manual for the correct syntax.

ORA-00877: TYPE=*string* appears in multiple CONNECTION_BROKERS specifications

Cause: Multiple CONNECTION_BROKER specifications contained the same TYPE.

Action: Specify only one specification for each TYPE.



ORA-00900 to ORA-01499

ORA-00900: invalid SQL statement

ORA-00901: invalid CREATE command

ORA-00902: invalid datatype

ORA-00903: invalid table name

ORA-00904: *string*: invalid identifier

ORA-00905: missing keyword

ORA-00906: missing left parenthesis

ORA-00907: missing right parenthesis

ORA-00908: missing NULL keyword

ORA-00909: invalid number of arguments

ORA-00910: specified length too long for its datatype

Cause: for datatypes CHAR and RAW, the length specified was > 2000; otherwise, the length specified was > 4000.

Action: use a shorter length or switch to a datatype permitting a longer length such as a VARCHAR2, LONG CHAR, or LONG RAW

ORA-00911: invalid character

Cause: The identifier name started with an ASCII character other than a letter or a number. After the first character of the identifier name, ASCII characters are allowed including "\$", "#", and "_". Identifiers enclosed in double quotation marks may contain any character other than a double quotation. Alternate quotation marks (q'...#') cannot use spaces, tabs, or carriage returns as delimiters. For all other contexts, consult the SQL Language Reference Manual.

Action: Check the Oracle identifier naming convention. If you are attempting to provide a password in the IDENTIFIED BY clause of a CREATE USER or ALTER USER statement, then it is recommended to always enclose the password in double quotation marks because characters other than the double quotation are then allowed.

ORA-00912: input parameter too long

Cause: one of your input strings was too long

Action: shorten the input parameter length

ORA-00913: too many values

ORA-00914: missing ADD keyword

ORA-00915: network access of dictionary table not currently allowed

ORA-00917: missing comma

ORA-00918: column ambiguously defined

ORA-00919: invalid function

ORA-00920: invalid relational operator

ORA-00921: unexpected end of SQL command

ORA-00922: missing or invalid option

ORA-00923: FROM keyword not found where expected

ORA-00924: missing BY keyword

ORA-00925: missing INTO keyword

ORA-00926: missing VALUES keyword

ORA-00927: missing equal sign

ORA-00928: missing SELECT keyword

ORA-00929: missing period

ORA-00930: missing asterisk

ORA-00931: missing identifier

ORA-00932: inconsistent datatypes: expected *string* got *string*

ORA-00933: SQL command not properly ended

ORA-00934: group function is not allowed here

ORA-00935: group function is nested too deeply

ORA-00936: missing expression

ORA-00937: not a single-group group function

ORA-00938: not enough arguments for function

ORA-00939: too many arguments for function

ORA-00940: invalid ALTER command

ORA-00941: missing cluster name

ORA-00942: table or view does not exist

ORA-00943: cluster does not exist

ORA-00944: insufficient number of clustered columns

ORA-00945: specified clustered column does not exist

ORA-00946: missing TO keyword

ORA-00947: not enough values

ORA-00948: ALTER CLUSTER statement no longer supported

ORA-00949: illegal reference to remote database

ORA-00950: invalid DROP option

ORA-00951: cluster not empty

ORA-00952: missing GROUP keyword

ORA-00953: missing or invalid index name

Cause: An index name of the form [*identifier* .] *identifier* is expected but not present. If OIDINDEX clause, index name must be *identifier*

Action: Enter an appropriate index name.

ORA-00954: missing IDENTIFIED keyword

ORA-00955: name is already used by an existing object

ORA-00956: missing or invalid auditing option

Cause: AUDIT or NOAUDIT statement contains an invalid auditing option.

Action: Use a valid option.

ORA-00957: duplicate column name

ORA-00958: missing CHECK keyword

ORA-00959: tablespace '*string*' does not exist

ORA-00960: ambiguous column naming in select list

Cause: A column name in the order-by list matches more than one select list columns.

Action: Remove duplicate column naming in select list.

ORA-00961: bad datetime/interval value

ORA-00962: too many group-by / order-by expressions

Cause: The group-by or order-by column list contain more than 1000 expressions.

Action: Use 1000 or less expressions in the group-by or order-by list.

ORA-00963: unsupported interval type

ORA-00964: table name not in FROM list

Cause: The table name referred in the select list is not specified in the from list.

Action: Make sure the name is correctly specified and matches one of the names in the from list.

ORA-00965: column aliases not allowed for '*'

Cause: The statement is trying to alias the * expression in the select list which is not legal.

Action: Remove the alias.

ORA-00966: missing TABLE keyword

ORA-00967: missing WHERE keyword

ORA-00968: missing INDEX keyword

ORA-00969: missing ON keyword

ORA-00970: missing WITH keyword

ORA-00971: missing SET keyword

ORA-00972: identifier is too long

Cause: An identifier with more than 128 bytes was specified, or a password identifier longer than 30 bytes was specified.

Action: Specify at most 128 bytes for identifiers, and at most 30 bytes for password identifiers.

ORA-00973: invalid row count estimate

ORA-00974: invalid PCTFREE value (percentage)

ORA-00975: date + date not allowed

ORA-00976: Specified pseudocolumn or operator not allowed here.

Cause: LEVEL, PRIOR, ROWNUM, CONNECT_BY_ROOT, CONNECT_BY_ISLEAF or CONNECT_BY_ISCYCLE was specified at an illegal location.

Action: Remove LEVEL, PRIOR, ROWNUM, CONNECT_BY_ROOT, CONNECT_BY_ISLEAF or CONNECT_BY_ISCYCLE.

ORA-00977: duplicate auditing option

Cause: AUDIT or NOAUDIT statement specifies an option more than once

Action: Either use ALL with no other auditing options or make sure no option is listed more than once.

ORA-00978: nested group function without GROUP BY

ORA-00979: not a GROUP BY expression

ORA-00980: synonym translation is no longer valid

Cause: A synonym did not translate to a legal target object. This could happen for one of the following reasons: 1. The target schema does not exist. 2. The target object does not exist. 3. The synonym specifies an incorrect database link. 4. The synonym is not versioned but specifies a versioned target object.

Action: Change the synonym definition so that the synonym points at a legal target object.

ORA-00981: cannot mix table and system auditing options

Cause: Table and system-wide auditing options were specified in the same AUDIT or NOAUDIT statement.

Action: You must issue table and system options in separate statements.

ORA-00982: missing plus sign

ORA-00983: cannot audit or noaudit SYS user actions

Cause: An attempt was made to AUDIT or NOAUDIT SYS user actions.

Action: Execute the statement again with a valid user.

ORA-00984: column not allowed here

ORA-00985: invalid program name

ORA-00986: missing or invalid group name(s)

ORA-00987: missing or invalid username(s)

ORA-00988: missing or invalid password(s)

ORA-00989: too many passwords for usernames given

ORA-00990: missing or invalid privilege

ORA-00991: only MAC privileges may be granted to procedures

Cause: Object privileges or non-MAC system privileges were granted to the procedure.

Action: Only grant MAC privileges using the PROCEDURE clause.

ORA-00992: invalid format for REVOKE command

ORA-00993: missing GRANT keyword

ORA-00994: missing OPTION keyword

ORA-00995: missing or invalid synonym identifier

ORA-00996: the concatenate operator is ||, not |

ORA-00997: illegal use of LONG datatype

ORA-00998: must name this expression with a column alias

ORA-00999: invalid view name

ORA-01000: maximum open cursors exceeded

ORA-01001: invalid cursor

ORA-01002: fetch out of sequence

Cause: This error means that a fetch has been attempted from a cursor which is no longer valid. Note that a PL/SQL cursor loop implicitly does fetches, and thus may also cause this error. There are a number of possible causes for this error, including: 1) Fetching from a cursor after the last row has been retrieved and the ORA-1403 error

returned. 2) If the cursor has been opened with the FOR UPDATE clause, fetching after a COMMIT has been issued will return the error. 3) Rebinding any placeholders in the SQL statement, then issuing a fetch before reexecuting the statement.

Action: 1) Do not issue a fetch statement after the last row has been retrieved - there are no more rows to fetch. 2) Do not issue a COMMIT inside a fetch loop for a cursor that has been opened FOR UPDATE. 3) Reexecute the statement after rebinding, then attempt to fetch again.

ORA-01003: no statement parsed

ORA-01004: default username feature not supported; logon denied

ORA-01005: null password given; logon denied

ORA-01006: bind variable does not exist

ORA-01007: variable not in select list

ORA-01008: not all variables bound

ORA-01009: missing mandatory parameter

ORA-01010: invalid OCI operation

Cause: One of the following: 1) You attempted an invalid OCI operation. 2) You are using an Oracle client application linked with version 7.1 (or higher) libraries, the environment variable ORA_ENCRYPT_LOGIN is set to TRUE, and you attempted to connect to a version 7.0 (or lower) Oracle Server. 3) You are connected to a version 7.1 (or higher) Oracle Server, the initialization parameter DBLINK_ENCRYPT_LOGIN is set to TRUE, and you attempted to use a database link pointing to a version 7.0 (or lower) Oracle Server. 4) You are connected to a version 9.0.2(or higher) Oracle Server and you attempted to use a database link pointing to a version 9.0.1(or lower) Oracle Server for distributed autonomous transaction.

Action: For the above causes: 1) Do not use the invalid OCI operation. 2) If you do not wish to use encrypted connect passwords in your distributed database, set ORA_ENCRYPT_LOGIN to FALSE. If you wish to use encrypted connect passwords, you must upgrade all Oracle Servers to version 7.1 (or higher). 3) If you do not wish to use encrypted database links in your distributed database, set DBLINK_ENCRYPT_LOGIN to FALSE. If you wish to use encrypted database links, you must upgrade all Oracle Servers to version 7.1 (or higher). 4) Do not attempt distributed autonomous transaction on version 9.0.1(or lower) Oracle Server.

ORA-01011: Cannot use v7 compatibility mode when talking to v6 server

ORA-01012: not logged on

ORA-01013: user requested cancel of current operation

ORA-01014: ORACLE shutdown in progress

ORA-01015: logon called recursively

ORA-01016: This function can be called only after a fetch

Cause: Cursor in an invalid state.

Action: Make sure that the oci/upi function is called after fetch.

ORA-01017: invalid username/password; logon denied

ORA-01018: column does not have a LONG datatype

ORA-01019: unable to allocate memory in the user side

Cause: The user side memory allocator returned error.

Action: Increase the processes heap size or switch to the old set of calls.

ORA-01020: unknown context state

ORA-01021: invalid context size specified

ORA-01022: database operation not supported in this configuration

Cause: The attempted database operation does not conform to the user programming interface (UPI) for the two communicating ORACLE servers.

Action: You may need to upgrade one or more of your ORACLE servers or re-link your user side application with new libraries. Report the problem to Worldwide Customer Support.

ORA-01023: Cursor context not found (Invalid cursor number)

Cause: The cursor number is not a valid open cursor.

Action: Make sure that the cursor is open.

ORA-01024: invalid datatype in OCI call

ORA-01025: UPI parameter out of range

Cause: An integer parameter to a upi function is out of range.

Action: This usually indicates an error in a tool built on top of the oracle dbms. Report the error to your customer support representative.

ORA-01026: multiple buffers of size > 4000 in the bind list

Cause: More than one long buffer in the bind list.

Action: Change the buffer size to be less than 4000 for the bind variable bound to a normal column.

ORA-01027: bind variables not allowed for data definition operations

Cause: An attempt was made to use a bind variable in a SQL data definition operation.

Action: Such bind variables are not allowed.

ORA-01028: internal two task error

Cause: Received send long message but don't have the cursor context.

Action: Report as a bug.

ORA-01029: internal two task error

Cause: Received a request to send the long again when there is no long

Action: Report as a bug

ORA-01030: SELECT ... INTO variable does not exist

Cause: The SELECT... INTO specified in the bind call does not correspond to a variable in the SQL statement.

Action: If it is not possible to correct the statement, call customer support.

ORA-01031: insufficient privileges

Cause: An attempt was made to perform a database operation without the necessary privileges.

Action: Ask your database administrator or designated security administrator to grant you the necessary privileges

ORA-01032: no such userid

Cause: This is an internal error message related to Export/Import.

Action: Contact customer support.

ORA-01033: ORACLE initialization or shutdown in progress

Cause: An attempt was made to log on while Oracle is being started up or shutdown.

Action: Wait a few minutes. Then retry the operation.

ORA-01034: ORACLE not available

Cause: Oracle was not started up. Possible causes include the following: - The SGA requires more space than was allocated for it. - The operating-system variable pointing to the instance is improperly defined.

Action: Refer to accompanying messages for possible causes and correct the problem mentioned in the other messages. If Oracle has been initialized, then on some operating systems, verify that Oracle was linked correctly. See the platform specific Oracle documentation.

ORA-01035: ORACLE only available to users with RESTRICTED SESSION privilege

Cause: Logins are disallowed because an instance started in restricted mode. Only users with RESTRICTED SESSION system privilege can log on.

Action: Request that Oracle be restarted without the restricted option or obtain the RESTRICTED SESSION system privilege.

ORA-01036: illegal variable name/number

Cause: Unable to find bind context on user side

Action: Make sure that the variable being bound is in the sql statement.

ORA-01037: maximum cursor memory exceeded

Cause: Attempting to process a complex sql statement which consumed all available memory of the cursor.

Action: Simplify the complex sql statement.

ORA-01038: cannot write database file version *string* with ORACLE version *string*

Cause: Attempting to write datafile headers in an old format. The new format can not be used until after the database has been verified as being compatible with this software version.

Action: Open the database to advance to the new file formats, then repeat the operation. If the operation is required before the database can be opened, then use the previous software release to do the operation.

ORA-01039: insufficient privileges on underlying objects of the view

Cause: Attempting to explain plan on other people's view without the necessary privileges on the underlying objects of the view.

Action: Get necessary privileges or do not perform the offending operation.

ORA-01040: invalid character in password; logon denied

Cause: There are multibyte characters in the password or some characters in the password are not in US7ASCII range.

Action: Resubmit password with valid characters.

ORA-01041: internal error. hostdef extension doesn't exist

Cause: Pointer to hstdef extension in hstdef is null.

Action: Report as a bug

ORA-01042: detaching a session with open cursors not allowed

Cause: An attempt was made to detach a session which had open cursors.

Action: Close all the cursors before detaching the session.

ORA-01043: user side memory corruption [*string*], [*string*], [*string*], [*string*]

Cause: The application code corrupted some of the user memory used by oracle

Action: Make sure that the application code is not overwriting memory.

ORA-01044: size *string* of buffer bound to variable exceeds maximum *string*

Cause: An attempt was made to bind a buffer whose total size would exceed the maximum size allowed. Total array size for arrays is calculated as:
(*element_size*)*(number of elements)

Action: Reduce buffer size.

ORA-01045: user *string* lacks CREATE SESSION privilege; logon denied

Cause: A connect was attempted to a userid which does not have create session privilege.

Action: Grant the user CREATE SESSION privilege.

ORA-01046: cannot acquire space to extend context area

**ORA-01047: The above error occurred in schema=*string*, package=*string*,
procedure=*string***

ORA-01048: Couldn't find the specified procedure in the given context

Cause: The procedure user specified in deferred RPC doesn't exist.

Action: Check to make sure that the procedure exists and is visible to the replication process.

ORA-01049: Bind by name is not supported in streamed RPC

Cause: A newer version of server is talking with this version requesting an operation not supported in this version.

Action: n/a

ORA-01050: cannot acquire space to open context area

ORA-01051: deferred rpc buffer format invalid

Cause: The deferred rpc data in sys.def\$_call is corrupted.

Action: Contact your customer support representative.

ORA-01052: required destination LOG_ARCHIVE_DUPLEX_DEST is not specified

Cause: A valid destination for parameter LOG_ARCHIVE_DUPLEX_DEST was not specified when parameter LOG_ARCHIVE_MIN_SUCCEED_DEST was set to two.

Action: Either specify a value for parameter LOG_ARCHIVE_DUPLEX_DEST, or reduce the value for parameter LOG_ARCHIVE_MIN_SUCCEED_DEST to one.

ORA-01053: user storage address cannot be read

ORA-01054: user storage address cannot be written

ORA-01055: Object datatypes not supported for bind or define in this mode

Cause: Bind or Define used for objects with an invalid mode

Action: Change the mode.

ORA-01057: invalid or ambiguous block.field reference in user exit

ORA-01058: internal New Upi interface error

Cause: Attempt to delete non existant hstdef extension.

Action: Report as a bug.

ORA-01059: parse expected before a bind or execute

Cause: The client application attempted to bind a variable or execute a cursor opened in a PL/SQL block before the statement was parsed.

Action: Ensure the statement is parsed before a bind or execute.

ORA-01060: array binds or executes not allowed

Cause: The client application attempted to bind an array of cursors or attempted to repeatedly execute against a PL/SQL block with a bind variable of type cursor.

Action: Bind a single cursor or execute the PL/SQL block once.

ORA-01061: cannot start up a V8 server using a V7 client application

Cause: You are using an Oracle client application linked with version 7 (or lower) libraries and you attempted to start up a V8 (or higher) server.

Action: Use a client application linked with V8 (or higher) libraries.60

ORA-01062: unable to allocate memory for define buffer

Cause: Exceeded the maximum buffer size for current plaform

Action: Use piecewise fetch with a smaller buffer size

ORA-01063: fetch row count exceeds MINSWORDMAXVAL

Cause: The total number of rows requested from the server exceeded the maximum specified in MINSWORDMAXVAL.

Action: Fix the number of rows to fetch or prefetch for the fetch interface call.

ORA-01070: Using an old version of Oracle for the server

Cause: Using pre 7.0.10.1 version of oracle for server

Action: Upgrade server to post 7.0.10.1 version

ORA-01071: cannot perform operation without starting up ORACLE

Cause: Obvious

Action: n/a

ORA-01072: cannot stop ORACLE; ORACLE not running

Cause: Obvious

Action: n/a

ORA-01073: fatal connection error: unrecognized call type

Cause: An illegal internal operation was attempted.

Action: Contact your customer support representative.

ORA-01074: cannot shut down ORACLE; inside a login session - log off first

Cause: Obvious

Action: n/a

ORA-01075: you are currently logged on

Cause: Attempt to login while logged in.

Action: n/a

ORA-01076: multiple logons per process not yet supported

Cause: Obvious

Action: n/a

ORA-01077: background process initialization failure

Cause: Failure during initialization of ORACLE background processes.

Action: Further diagnostic information should be in the error stack or in the trace file.

ORA-01078: failure in processing system parameters

Cause: Failure during processing of INIT.ORA parameters during system startup.

Action: Further diagnostic information should be in the error stack.

ORA-01079: ORACLE database was not properly created, operation aborted

Cause: There was an error when the database or control file was created.

Action: Check what error was signaled when the database was first created or when the control file was recreated. Take appropriate actions to recreate the database or a new control file.

ORA-01080: error in shutting down ORACLE

Cause: Failure during system shutdown.

Action: Further diagnostic information should be in the error stack.

ORA-01081: cannot start already-running ORACLE - shut it down first

Cause: Obvious

Action: n/a

ORA-01082: 'row_locking = always' requires the transaction processing option

Cause: "row_locking = always" is specified in INIT.ORA file. This feature is not supported by ORACLE without the transaction processing option.

Action: Remove it from INIT.ORA file or set it to "default" or "intent".

ORA-01083: value of parameter "*string*" is inconsistent with that of other instances

Cause: The value of the given parameter is required to be the same for all instances in the cluster database configuration. ROW_LOCKING and SERIALIZABLE are 2 examples.

Action: Change the value of the parameter in INIT.ORA file to match that of other cluster database instances.

ORA-01084: invalid argument in OCI call

Cause: The failing OCI call contains an argument with an invalid value.

Action: Use valid argument values. For more information, see the Programmer's Guide to the Oracle Call Interfaces and the appropriate programming language supplement.

ORA-01085: preceding errors in deferred rpc to "*string.string.string*"

Cause: Errors were encountered when the named procedure was executed as a deferred remoted procedure call.

Action: Correct the cause of the preceding errors.

ORA-01086: savepoint '*string*' never established in this session or is invalid

Cause: An attempt was made to roll back to a savepoint that was never established in this session, or was invalid.

Action: Try rolling back to the savepoint from the session where it is established.

ORA-01087: cannot start up ORACLE - currently logged on

ORA-01088: shutdown in progress - operation not permitted until restart

Cause: The SHUTDOWN command was used to shut down a running Oracle instance but the shutdown operation was not complete.

Action: Wait for the instance to be restarted or contact your database administrator.

ORA-01089: immediate shutdown or close in progress - no operations are permitted

Cause: The SHUTDOWN IMMEDIATE command was used to shut down a running Oracle instance, or CLOSE IMMEDIATE was used to shut down a pluggable database, so your operations have been terminated.

Action: Wait for the instance to be restarted, or contact your DBA.

ORA-01090: shutdown in progress - connection is not permitted

Cause: The SHUTDOWN command was used to shut down a running ORACLE instance, so you cannot connect to ORACLE.

Action: Wait for the instance to be restarted, or contact your DBA.

ORA-01091: failure during startup force

Cause: Unable to destroy the old SGA.

Action: Manually remove the old SGA and reissue the STARTUP command

ORA-01092: ORACLE instance terminated. Disconnection forced

Cause: The instance this process was connected to was terminated abnormally, probably via a shutdown abort. This process was forced to disconnect from the instance.

Action: Examine the alert log for more details. When the instance has been restarted, retry action.

ORA-01093: ALTER DATABASE CLOSE only permitted with no sessions connected

Cause: There is at least one more session other than the current one logged into the instance. ALTER DATABASE CLOSE is not permitted.

Action: Find the other sessions and log them out and resubmit the command

ORA-01094: ALTER DATABASE or ALTER PLUGGABLE DATABASE CLOSE in progress. Connections not permitted

ORA-01095: DML statement processed zero rows

Cause: During a call to OTEX, an update, delete, or insert statement being executed processed zero rows. The execution of statements by OTEX was halted at this point.

Action: n/a

ORA-01096: program version (*string*) incompatible with instance (*string*)

Cause: A program is trying to connect to an instance using a different version of code than the database was started with. This is not allowed.

Action: Either relink the program with the same version as the database or restart the database using the old version of code.

ORA-01097: cannot shutdown while in a transaction - commit or rollback first

Cause: Obvious

Action: n/a

ORA-01098: program Interface error during Long Insert

ORA-01099: cannot mount database in SHARED mode if started in single process mode

Cause: Obvious

Action: n/a

ORA-01100: database already mounted

Cause: A database is already mounted in this instance.

Action: n/a

ORA-01101: database being created currently mounted by some other instance

Cause: Some other instance has the database of same name currently mounted and you are trying to create it.

Action: Either change the database name or shutdown the other instance.

ORA-01102: cannot mount database in EXCLUSIVE mode

Cause: Some other instance has the database mounted exclusive or shared.

Action: Shutdown other instance or mount in a compatible mode.

ORA-01103: database name '*string*' in control file is not '*string*'

Cause: The database name in the control file does not match your database name.

Action: Either find the correct control file or change your database name.

ORA-01104: number of control files (*string*) does not equal *string*

Cause: The number of control files used by this instance disagrees with the number of control files in an existing instance.

Action: Check to make sure that all control files are listed.

ORA-01105: mount is incompatible with mounts by other instances

Cause: An attempt to mount the database discovered that another instance mounted a database by the same name, but the mount is not compatible. Additional errors are reported explaining why.

Action: See accompanying errors.

ORA-01106: database must be closed before dismounting

Cause: Obvious

Action: n/a

ORA-01107: database must be mounted for media recovery

Cause: An attempt to perform media recovery was made but the database is not mounted.

Action: Mount the database.

ORA-01108: file *string* is in backup or media recovery

Cause: Either media recovery is actively being applied to the file, or it is being backed up while the database is in NOARCHIVELOG mode. It cannot be used for normal database access or crash recovery.

Action: Complete or cancel the media recovery session or backup.

ORA-01109: database not open

Cause: A command was attempted that requires the database to be open.

Action: Open the database and try the command again

ORA-01110: data file *string*: '*string*'

Cause: Reporting file name for details of another error. The reported name can be of the old file if a data file move operation is in progress.

Action: See associated error message.

ORA-01111: name for data file *string* is unknown - rename to correct file

Cause: The data file was missing from a CREATE CONTROLFILE command or backup control file recovery was done with a control file that was saved before the file was created.

Action: Rename the MISSING file to the name of the real file.

ORA-01112: media recovery not started

Cause: An attempt to continue media recovery is being made but media recovery was not started.

Action: None

ORA-01113: file *string* needs media recovery

Cause: An attempt was made to online or open a database with a file that is in need of media recovery.

Action: First apply media recovery to the file.

ORA-01114: IO error writing block to file *string* (block # *string*)

Cause: The device on which the file resides is probably offline. If the file is a temporary file, then it is also possible that the device has run out of space. This could

happen because disk space of temporary files is not necessarily allocated at file creation time.

Action: Restore access to the device or remove unnecessary files to free up space.

ORA-01115: IO error reading block from file *string* (block # *string*)

Cause: Device on which the file resides is probably offline

Action: Restore access to the device

ORA-01116: error in opening database file *string*

Cause: Usually the file is not accessible.

Action: Restore the database file.

ORA-01117: adding file '*string*' with illegal block size: *string*; limit is *string*

Cause: An attempt was made to add a database file with a block size that is greater than the maximum block size allowed.

Action: Retry the DDL command with a smaller block size.

ORA-01118: cannot add any more database files: limit of *string* exceeded

Cause: There is no more room in the control file for adding database files.

Action: Resize the control file or drop other tablespaces.

ORA-01119: error in creating database file '*string*'

Cause: Usually due to not having enough space on the device.

Action: n/a

ORA-01120: cannot remove online database file *string*

Cause: Attempting to drop a datafile when it is online

Action: Take file offline before dropping.

ORA-01121: cannot rename database file *string* - file is in use or recovery

Cause: Attempted to use ALTER DATABASE RENAME to rename a datafile that is online in an open instance or is being recovered.

Action: Close database in all instances and end all recovery sessions.

ORA-01122: database file *string* failed verification check

Cause: The information in this file is inconsistent with information from the control file. See accompanying message for reason.

Action: Make certain that the db files and control files are the correct files for this database.

ORA-01123: cannot start online backup; media recovery not enabled

Cause: An attempt to start backup of an on-line tablespace failed because media recovery is not enabled.

Action: Enable media recovery and retry this operation.

ORA-01124: cannot recover data file *string* - file is in use or recovery

Cause: An attempt to do media recovery found that the file was not available for recovery. Either it is online and the database is open in some instance, or another process is currently doing media recovery on the file.

Action: Do not do media recovery.

ORA-01125: cannot disable media recovery - file *string* has online backup set
Cause: An attempt to disable media recovery found that an online backup is still in progress.

Action: End the backup of the offending tablespace and retry this command.

ORA-01126: database must be mounted in this instance and not open in any instance

Cause: Obvious

Action: n/a

ORA-01127: database name '*string*' exceeds size limit of *string* characters

Cause: Obvious

Action: n/a

ORA-01128: cannot start online backup - file *string* is offline

Cause: An attempt to start an online backup found that one of the files is offline.

Action: Bring the offending files online and retry this command or do a cold backup.

ORA-01129: user's default or temporary tablespace does not exist

Cause: The user's default or temporary tablespace was dropped.

Action: Reassign the default or temporary tablespace.

ORA-01130: database file version *string* incompatible with ORACLE version *string*

ORA-01131: DB_FILES system parameter value *string* exceeds limit of *string*

ORA-01132: length of database file name '*string*' exceeds limit of *string* characters

ORA-01133: length of log file name '*string*' exceeds limit of *string* characters

ORA-01134: database mounted exclusive by another instance

ORA-01135: file *string* accessed for DML/query is offline

Cause: Attempted to access a data file that is offline

Action: Bring the data file back online

ORA-01136: specified size of file *string* (*string* blocks) is less than original size of *string* blocks

Cause: A file size was specified in the AS clause of ALTER DATABASE CREATE DATAFILE, and the size was smaller than the size needed

Action: Create the file with a larger size.

ORA-01137: data file *string* is still in the middle of going offline

Cause: It was not possible to get the lock for a file that is offline when attempting to bring it online. The most likely cause is that the lock is still held by the instance that is took it offline.

Action: Wait a bit and try to online the file again.

ORA-01138: database must either be open in this instance or not at all

Cause: The requested operation can not be done when the database is mounted but not open in this instance, and another instance has the database open.

Action: Execute the operation in an open instance, open the database in this instance, or close the database in the other instances.

ORA-01139: RESETLOGS option only valid after an incomplete database recovery

Cause: The RESETLOGS option was given in ALTER DATABASE OPEN, but there has been no incomplete recovery session.

Action: Retry the ALTER DATABASE OPEN without specifying RESETLOGS

ORA-01140: cannot end online backup - all files are offline or readonly

Cause: All the files were found to be offline or readonly when attempting to end an online backup.

Action: None. Online backup does not need to be ended for this tablespace.

ORA-01141: error renaming data file *string* - new file '*string*' not found

Cause: An attempt to change a data file's name in the control file failed because no file was found with the new name.

Action: Make sure that the data file has been properly renamed by the operating system and retry.

ORA-01142: cannot end online backup - none of the files are in backup

Cause: None of the files were found to be in online backup when attempting to end an online backup.

Action: None. Online backup does not need to be ended for this tablespace.

ORA-01143: cannot disable media recovery - file *string* needs media recovery

Cause: An attempt to disable media recovery found a file that needs media recovery, thus media recovery cannot be disabled.

Action: Recover the offending file or drop the tablespace it belongs to and retry this command.

ORA-01144: File size (*string* blocks) exceeds maximum of *string* blocks

Cause: Specified file size is larger than maximum allowable size value.

Action: Specify a smaller size.

ORA-01145: offline immediate disallowed unless media recovery enabled

Cause: ALTER TABLESPACE ... OFFLINE IMMEDIATE or ALTER DATABASE DATAFILE ... OFFLINE is only allowed if database is in ARCHIVELOG mode.

Action: Take tablespace offline normally or shutdown abort. Reconsider your backup strategy. You could do this if you were archiving your logs.

ORA-01146: cannot start online backup - file *string* is already in backup

Cause: When starting an online backup it was noticed that an online backup was already started for one of the data files.

Action: End the first backup before beginning another.

ORA-01147: SYSTEM tablespace file *string* is offline

Cause: A file belonging to the SYSTEM tablespace has been marked offline by the DBA. The database cannot be started until all SYSTEM tablespace files are online and openable.

Action: Bring the file online.

ORA-01148: cannot refresh file size for datafile *string*

Cause: An operating system or device error occurred when retrieving the file's size. The device on which the file resides may have been offline.

Action: Restore access to the device.

ORA-01149: cannot shutdown - file *string* has online backup set

Cause: An attempt to shutdown normally found that an online backup is still in progress.

Action: End the backup of the offending tablespace and retry this command.

ORA-01150: cannot prevent writes - file *string* has online backup set

Cause: An attempt to make a tablespace read only or offline normal found that an online backup is still in progress. It will be necessary to write the file header to end the backup, but that would not be allowed if this command succeeded.

Action: End the backup of the offending tablespace and retry this command.

ORA-01151: use media recovery to recover block, restore backup if needed

Cause: Error 1172 occurred.

Action: This is additional information for error 1172.

ORA-01152: file *string* was not restored from a sufficiently old backup

Cause: An incomplete recovery session was started, but an insufficient number of logs were applied to make the database consistent. This file is still in the future of the last log applied. The most likely cause of this error is forgetting to restore the file from a backup before doing incomplete recovery.

Action: Either apply more logs until the database is consistent or restore the database file from an older backup and repeat recovery.

ORA-01153: an incompatible media recovery is active

Cause: Attempted to start an incompatible media recovery or open resetlogs during media recovery or RMAN backup . Media recovery sessions are incompatible if they attempt to recover the same data file. Incomplete media recovery or open resetlogs is incompatible with any media recovery. Backup or restore by RMAN is incompatible with open resetlogs

Action: Complete or cancel the other media recovery session or RMAN backup

ORA-01154: database busy. Open, close, mount, and dismount not allowed now

Cause: Some operation is in progress that expects the opened/mounted state of this instance to remain the same.

Action: Wait for the operation to complete then retry. If attempting to do a shutdown, SHUTDOWN ABORT will work. If this is a shutdown of a standby database that is operating in NO DATA LOSS mode, you must shutdown the primary database first.

ORA-01155: the database is being opened, closed, mounted or dismounted

Cause: The requested operation needs the instance to be in a particular state but the state is being changed.

Action: Wait for the open, close, mount, or dismount to complete then retry the operation. If necessary, a SHUTDOWN ABORT will always work.

ORA-01156: recovery or flashback in progress may need access to files

Cause: Either media recovery, instance recovery, or flashback was in progress. The recovery or flashback in progress may need the files to which this operation is being applied.

Action: Wait for recovery or flashback to complete.

ORA-01157: cannot identify/lock data file *string* - see DBWR trace file

Cause: The background process was either unable to find one of the data files or failed to lock it because the file was already in use. The database will prohibit access to this file but other files will be unaffected. However the first instance to open the database will need to access all online data files. Accompanying error from the operating system describes why the file could not be identified.

Action: Have operating system make file available to database. Then either open the database or do ALTER SYSTEM CHECK DATAFILES.

ORA-01158: database *string* already mounted

Cause: Another instance has a database by this name mounted.

Action: Find which instance is still running. Perhaps you have not lost the control files after all.

ORA-01159: file is not from same database as previous files - wrong database id

Cause: Not all of the files specified in CREATE CONTROLFILE are from the same database. The database ID of this file does not match that from the first file specified.

Action: Please double check the list of files provided to the CREATE

ORA-01160: file is not a *string*

Cause: The named file in the DATAFILE or LOGFILE section of the CREATE CONTROLFILE command does not appear to be as stated.

Action: Please double check the mentioned file.

ORA-01161: Database name *string* in the file header does not match *string* in the DATABASE clause.

Cause: The database name provided in the DATABASE clause did not match the database name found in the file header.

Action: Ensure consistency of database names. Use the SET DATABASE clause if you are renaming the database.

ORA-01162: block size *string* in file header does not match configured block sizes

Cause: CREATE CONTROLFILE discovered that the block size for this file is incompatible with any of the configured cache block sizes in the INIT.ORA file.

Action: Configure the appropriate cache for this block size using one of the various (db_2k_cache_size, db_4k_cache_size, db_8k_cache_size, db_16k_cache_size, db_32K_cache_size) parameters.

ORA-01163: SIZE clause indicates *string* (blocks), but should match header *string*

Cause: The size specified in bytes in the SIZE clause of the CREATE CONTROLFILE statement does not equate to the number of blocks recorded in the header.

Action: Specify the correct filename and size (in bytes).

ORA-01164: MAXLOGFILES may not exceed *string*

Cause: MAXLOGFILES specified on the command line too large.

Action: Resubmit the command with a smaller MAXLOGFILES

ORA-01165: MAXDATAFILES may not exceed *string*

Cause: MAXDATAFILES specified on the command line too large.

Action: Resubmit the command with a smaller MAXDATAFILES

ORA-01166: file number *string* is larger than *string* (*string*)

Cause: File mentioned in CREATE CONTROLFILE has a file number which is larger than that specified for MAXDATAFILES or MAXLOGFILES.

Action: Increase the maximum specified on the command line.

ORA-01167: two files are the same file/group number or the same file

Cause: There is an overlap of file numbers in the files specified on the command line or the same file is specified twice. If they are not the exact same file then one is likely to be a backup of the other. If they are two members of the same log they must be specified together in a group file spec. This message will also appear if the same control file appears more than once in the control_files parameter in the init.ora file. If this happens, check for additional error messages.

Action: Confirm that the file mentioned is not a repeat of a file already mentioned in the command. If they are different files then omit the earlier backup. If they are members of the same log, insure they are in the same group file specification. If this message appears because of a duplicate control file, check the control_files parameter in the init.ora file and see if a file is specified more than once. If all files names appear to be unique, check to make sure that the actual control files themselves are unique. For example, in UNIX check for a symbolic or a hard link to another control file in the list.

ORA-01168: physical block size *string* does not match size *string* of other members

Cause: The file is located on a device with a different physical block size than the other members in the group

Action: Use a physical device with matching block size.

ORA-01169: DATAFILE number 1 not found. Must be present

Cause: Datafile number 1 was not specified in a CREATE CONTROLFILE command.

Action: Locate datafile number 1 and resubmit the CREATE CONTROLFILE command.

ORA-01170: file not found '*string*'

Cause: ALL datafiles and, if NORESETLOGS, ALL logfiles MUST be accessible by the process for CREATE CONTROLFILE.

Action: The file specified probably contains a typing error. Double check command and the existence of all files and then resubmit.

ORA-01171: datafile *string* going offline due to error advancing checkpoint

Cause: The checkpoint in the file header could not be advanced. See accompanying errors for the reason. The datafile will be taken offline the same as for a write error of a data block.

Action: See accompanying errors for details. Restore access to the file, do media recovery, and bring it back online.

ORA-01172: recovery of thread *string* stuck at block *string* of file *string*

Cause: Crash recovery or instance recovery could not apply a change to a block because it was not the next change. This can happen if the block was corrupted and then repaired during recovery.

Action: Do a RECOVER DATAFILE for the file containing the block. If this does not resolve the problem then restore the file from a backup and recover it.

ORA-01173: data dictionary indicates missing data file from system tablespace

Cause: Either the database has been recovered to a point in time in the future of the control file or a datafile from the system tablespace was omitted from the create control file command previously issued.

Action: For the former problem you need to recover the database from a more recent control file. For the latter problem, simply recreate the control file checking to be sure that you include all the datafiles in the system tablespace.

ORA-01174: DB_FILES is *string* but needs to be *string* to be compatible

Cause: The maximum number of database files supported by this instance is not the same as for the other instances. All instances must be able to open all the files any instance can open.

Action: Change the value of the DB_FILES parameter to be compatible

ORA-01175: data dictionary has more than the *string* files allowed by the instance

Cause: The data dictionary is found to have more files than that which can be supported by this instance.

Action: Shutdown the instance and restart with a larger number of db_files

ORA-01176: data dictionary has more than the *string* files allowed by the controlfile

Cause: After a CREATE CONTROLFILE, the data dictionary was found to have more data files than that supported by the control file.

Action: Re-create the control file with a larger MAXDATAFILES.

ORA-01177: data file does not match dictionary - probably old incarnation

Cause: When comparing the control file with the data dictionary after a CREATE CONTROLFILE or OPEN RESETLOGS, it was noted that this datafile was inconsistent with the dictionary. Most likely the file is a backup of a file that was dropped from the database, and the same file number was reused for a new file. It may also be that an incomplete recovery stopped at a time when this file number was used for another datafile.

Action: Do a CREATE CONTROLFILE with the correct file or none at all.

ORA-01178: file *string* created before last CREATE CONTROLFILE, cannot recreate

Cause: Attempted to use ALTER DATABASE CREATE DATAFILE to recreate a datafile that existed at the last CREATE CONTROLFILE command. The information needed to recreate the file was lost with the control file that existed when the file was added to the database.

Action: Find a backup of the file, and recover it. Do incomplete recovery to time before file was originally created.

ORA-01179: file *string* does not exist

Cause: During datafile recovery, a file was listed which was not part for the database.

Action: Recheck the datafile name. Remember to use double quotes at the SQLDBA command line and remember that the file name is translated in the environment of the SQLDBA.

ORA-01180: can not create datafile 1

Cause: Attempting to create datafile 1 using ALTER DATABASE CREATE DATAFILE.

Action: Recover file from a backup or recreate database.

ORA-01181: file *string* created before last known RESETLOGS, cannot recreate

Cause: Attempted to use ALTER DATABASE CREATE DATAFILE to recreate a datafile that existed before the last known RESETLOGS.

Action: Find a backup of the file, and recover it. Do incomplete recovery to time before file was originally created.

ORA-01182: cannot create database file *string* - file is in use or recovery

Cause: Attempted to use ALTER DATABASE CREATE DATAFILE to recreate a datafile that is online in an open instance or is being recovered.

Action: Close database in all instances and end all recovery sessions

ORA-01183: cannot mount database in SHARED mode

Cause: Some other instance has the database mounted exclusive.

Action: Shutdown other instance then mount shared.

ORA-01184: logfile group *string* already exists

Cause: An ALTER DATABASE ADD LOGFILE command specified a log number for the new log which is already in use.

Action: Specify a different logfile number, or let the database choose an unused value.

ORA-01185: logfile group number *string* is invalid

Cause: An ALTER DATABASE ADD LOGFILE command specified a log number for the new log which is too large.

Action: Specify a correct logfile number.

ORA-01186: file *string* failed verification tests

Cause: The data file did not pass the checks to insure it is part of the database. See the accompanying error messages for the reason the verification failed.

Action: Make the correct file available to the database. Then, either open the database, or execute ALTER SYSTEM CHECK DATAFILES.

ORA-01187: cannot read from file *string* because it failed verification tests

Cause: The data file did not pass the checks to insure it is part of the database. Reads are not allowed until it is verified.

Action: Make the correct file available to the database. Then, either open the database, or execute ALTER SYSTEM CHECK DATAFILES.

ORA-01188: The block size specified *string* does not match header block size *string*

Cause: The block size specified in the BLOCKSIZE clause of the CREATE CONTROLFILE statement does not equate to the block size recorded in the log file header.

Action: Specify the correct block size.

ORA-01189: file is from a different RESETLOGS than previous files

Cause: In a CREATE CONTROLFILE command either this file or all previous files were backups from before the last RESETLOGS. This may also occur if this is a file that is offline and has been offline since before the last RESETLOGS.

Action: If the file was taken offline normal before the last RESETLOGS, and is still offline, omit it from the CREATE CONTROLFILE command. Rename and online the file after the database is open. Otherwise find the version of the mentioned file consistent with the rest of the datafiles and resubmit the command.

ORA-01190: control file or data file *string* is from before the last RESETLOGS

Cause: Attempting to use a data file when the log reset information in the file does not match the control file. Either the data file or the control file is a backup that was made before the most recent ALTER DATABASE OPEN RESETLOGS.

Action: Restore file from a more recent backup.

ORA-01191: file *string* is already offline - cannot do a normal offline

Cause: When attempting to do a normal tablespace offline it was discovered that one of the files in the tablespace was already offline.

Action: Either bring the datafile online first, or use another tablespace offline option.

ORA-01192: must have at least one enabled thread

Cause: You must specify at least two logfiles from at least one thread at the create controlfile command line.

Action: Find the missing logfiles and resubmit the command with the newly found logfiles included in the command line.

ORA-01193: file *string* is not the same file seen at start of recovery

Cause: A different copy of the file was accessed the last time media recovery looked at the file header. A backup of the file was restored or the meaning of the file name changed during recovery.

Action: Ensure the correct file is available, then retry recovery.

ORA-01194: file *string* needs more recovery to be consistent

Cause: An incomplete recovery session was started, but an insufficient number of logs were applied to make the file consistent. The reported file was not closed cleanly when it was last opened by the database. It must be recovered to a time when it was not being updated. The most likely cause of this error is forgetting to restore the file from a backup before doing incomplete recovery.

Action: Either apply more logs until the file is consistent or restore the file from an older backup and repeat recovery.

ORA-01195: online backup of file *string* needs more recovery to be consistent

Cause: An incomplete recovery session was started, but an insufficient number of logs were applied to make the file consistent. The reported file is an online backup which must be recovered to the time the backup ended.

Action: Either apply more logs until the file is consistent or restore the database files from an older backup and repeat recovery.

ORA-01196: file *string* is inconsistent due to a failed media recovery session

Cause: The file was being recovered but the recovery did not terminate normally. This left the file in an inconsistent state. No more recovery was successfully completed on this file.

Action: Either apply more logs until the file is consistent or restore the backup again and repeat recovery.

ORA-01197: thread *string* only contains one log

Cause: During CREATE CONTROLFILE all threads represented in the logs must be represented by at least two logs. A "last log" and a second log. The named thread does not contain two such logs.

Action: Either find more logs from the named thread. Or use the RESETLOGS option to CREATE CONTROLFILE.

ORA-01198: must specify size for log file if RESETLOGS

Cause: File sizes must be given for all logfiles if doing a CREATE CONTROLFILE with the RESETLOGS option.

Action: Resubmit the command with the appropriate logfile size.

ORA-01199: file *string* is not in online backup mode

Cause: Attempting to end an online backup for a file that is not in online backup.

Action: Do not enter command since it is not needed.

ORA-01200: actual file size of *string* is smaller than correct size of *string* blocks

Cause: The size of the file as returned by the operating system is smaller than the size of the file as indicated in the file header and the control file. Somehow the file has been truncated. Maybe it is the result of a half completed copy.

Action: Restore a good copy of the data file and do recovery as needed.

ORA-01201: file *string* header failed to write correctly

Cause: An I/O error was reported for the file header. The error was trapped and a second attempt will be made.

Action: The file probably will require recovery. Further error messages will indicate what is needed.

ORA-01202: wrong incarnation of this file - wrong creation time

Cause: The creation time in the file header is not the same as the creation time in the control file. This is probably a copy of a file that was dropped.

Action: Restore a current copy of the data file and do recovery as needed.

ORA-01203: wrong incarnation of this file - wrong creation SCN

Cause: The creation SCN in the file header is not the same as the creation SCN in the control file. This is probably a copy of a file that was dropped.

Action: Restore a current copy of the data file and do recovery as needed.

ORA-01204: file number is *string* rather than *string* - wrong file

Cause: The file number in the file header is not correct. This is probably a restored backup of the wrong file, but from the same database.

Action: Restore a copy of the correct data file and do recovery as needed.

ORA-01205: not a data file - type number in header is *string*

Cause: The file type in the header is not correct for a data file. This is probably a log file or control file. If the type is not a small non-zero positive number then the header is corrupted.

Action: Restore a copy of the correct data file and do recovery as needed.

ORA-01206: file is not part of this database - wrong database id

Cause: The database ID in the file header does not match the database id in the control file. The file may be from a different database, or it may not be a database file at all. If the database was rebuilt, this may be a file from before the rebuild. Note that if you see this error when the file is supposed to be plugged in from another database via the Transportable Tablespace feature, it means the database ID in the file header does not match the one expected.

Action: Restore a copy of the correct data file and do recovery as needed.

ORA-01207: file is more recent than control file - old control file

Cause: The control file change sequence number in the data file is greater than the number in the control file. This implies that the wrong control file is being used. Note that repeatedly causing this error can make it stop happening without correcting the real problem. Every attempt to open the database will advance the control file change sequence number until it is great enough.

Action: Use the current control file or do backup control file recovery to make the control file current. Be sure to follow all restrictions on doing a backup control file recovery.

ORA-01208: data file is an old version - not accessing current version

Cause: The checkpoint in the file header is less recent than in the control file. If opening a database that is already open by another instance, or if another instance just brought this file online, the file accessed by this instance is probably a different version. Otherwise, a backup of the file probably was restored while the file was in use.

Action: Make the correct file available to the database. Then, either open the database, or execute ALTER SYSTEM CHECK DATAFILES.

ORA-01209: data file is from before the last RESETLOGS

Cause: The reset log data in the file header does not match the control file. If the database is closed or the file is offline, the backup is old because it was taken before the last ALTER DATABASE OPEN RESETLOGS command. If opening a database that is open already by another instance, or if another instance just brought this file online, the file accessed by this instance is probably a different version. Otherwise, a backup of the file probably was restored while the file was in use.

Action: Make the correct file available to the database. Then, either open the database, or execute ALTER SYSTEM CHECK DATAFILES.

ORA-01210: data file header is media corrupt

Cause: The file header block is internally inconsistent. The beginning of the block has a header with a checksum and other data for insuring the consistency of the block. It is possible that the last disk write did not operate correctly. The most likely problem is that this is not a datafile for any database.

Action: Have operating system make correct file available to database. If the trace file dump indicates that only the checksum is wrong, restore from a backup and do media recovery.

ORA-01211: Oracle7 data file is not from migration to Oracle8

Cause: The file is not a copy of the file LAST used under Oracle7. This datafile is either a backup taken from before the migration, or the database was opened by Oracle7 after the migration utility was run. When converting a database from Oracle7 to Oracle8, the migration program MUST be the LAST utility to access the database

under Oracle7. Only the datafiles that were current when the migration was done may be accessed by Oracle8.

Action: Have operating system make correct data file available to database, or repeat the Oracle7 to Oracle8 migration. Make sure that database is NOT opened after migration utility is run.

ORA-01212: MAXLOGMEMBERS may not exceed *string*

Cause: MAXLOGMEMBERS specified on the command line too large.

Action: Resubmit the command with a smaller MAXLOGMEMBERS

ORA-01213: MAXINSTANCES may not exceed *string*

Cause: MAXINSTANCES specified on the command line too large.

Action: Resubmit the command with a smaller MAXINSTANCES

ORA-01214: MAXLOGHISTORY may not exceed *string*

Cause: MAXLOGHISTORY specified on the command line too large.

Action: Resubmit the command with a smaller MAXLOGHISTORY

ORA-01215: enabled thread *string* is missing after CREATE CONTROLFILE

Cause: A CREATE CONTROLFILE statement was given which did not list all the enabled threads for the database.

Action: Reissue the CREATE CONTROLFILE statement, including all enabled threads.

ORA-01216: thread *string* is expected to be disabled after CREATE CONTROLFILE

Cause: A thread that was given during CREATE CONTROLFILE is enabled, but the datafiles indicate that it should be disabled. This is probably because the logs supplied to the CREATE CONTROLFILE are old (from before the disabling of the thread).

Action: This thread is not required to run the database. The CREATE CONTROLFILE statement can be reissued without the problem thread, and, if desired, the thread can be recreated after the database is open.

ORA-01217: logfile member belongs to a different logfile group

Cause: A member of a multiple-member logfile group specified in a CREATE CONTROLFILE is not part of the same group as previous members.

Action: Group together the correct members for the CREATE CONTROLFILE command.

ORA-01218: logfile member is not from the same point-in-time

Cause: A member of a multiple-member logfile group is from a different point in time. One of the members specified may be an older (backup) copy of the log.

Action: Find the correct version of the log, or leave it out of the CREATE CONTROLFILE command.

ORA-01219: database or pluggable database not open: queries allowed on fixed tables or views only

Cause: A query was issued against an object not recognized as a fixed table or fixed view before the database or pluggable database has been opened.

Action: Re-phrase the query to include only fixed objects, or open the database or pluggable database.

ORA-01220: file based sort illegal before database is open

Cause: A query issued against a fixed table or view required a temporary segment for sorting before the database was open. Only in-memory sorts are supported before the database is open.

Action: Re-phrase the query to avoid a large sort, increase the values of the SORT_AREA_SIZE and/or SORT_AREA_RETAINED_SIZE initialization parameters to enable the sort to be done in memory.

ORA-01221: data file *string* is not the same file to a background process

Cause: When the database writer opens the data file, it is accessing a different physical file than the foreground doing the recovery. The timestamp set in the file header by the foreground was not found by the background. It may be that the background process could not read the file at all.

Action: Look in the DBWR trace file for the error it received when attempting to read the file header. Reconfigure the operating system as needed to have the file name successfully access the same file when opened by a background process.

ORA-01222: MAXINSTANCES of *string* requires MAXLOGFILES be at least *string*, not *string*

Cause: Attempting to create a database or control file that does not have room for at least two logs per thread of redo. A thread of redo must have two online logs in order to be enabled. It does not make sense to allow more redo threads than can be supported by the logs.

Action: Either reduce the MAXINSTANCES argument or increase MAXLOGFILES.

ORA-01223: RESETLOGS must be specified to set a new database name

Cause: The SET database name option was specified to CREATE CONTROLFILE, but RESETLOGS was not specified. The database name can only be changed when opening the database with RESETLOGS.

Action: Either add the RESETLOGS option or drop the SET option to CREATE CONTROLFILE.

ORA-01224: group number in header *string* does not match GROUP *string*

Cause: Group number specified at CREATE CONTROLFILE does not match the group number stored in the header. Most likely the specification is wrong.

Action: Omit the GROUP option or give the correct one.

ORA-01225: thread number *string* is greater than MAXINSTANCES *string*

Cause: The log is for a thread greater than the MAXINSTANCES argument.

Action: Increase the value for MAXINSTANCES and resubmit the command.

ORA-01226: file header of log member is inconsistent with other members

Cause: The log file member in the accompanying error is for the same group as the previous members, but other fields in the header are different. Either a file header is corrupted, or some file is a member of a deleted log.

Action: Find the correct log member or omit this member from the command.

ORA-01227: log *string* is inconsistent with other logs

Cause: The log file in the accompanying error is inconsistent with the contents of other logs given in the CREATE CONTROLFILE command. Either a file header is corrupted, or some file is an old copy rather than the current version. The problem may not be with the log listed since all that can be detected is that there is an

inconsistency. All log files listed in the command must be the current versions of the online logs.

Action: Find the correct online logs or use the RESETLOGS option.

ORA-01228: SET DATABASE option required to install seed database

Cause: The SET DATABASE option was not included in the CREATE CONTROLFILE command when installing a seed database. The database does not have a database ID because it is intended to be installed at multiple sites, and each site needs to be a different database with its own database id. Both the SET DATABASE and RESETLOGS options must be specified to create the control file for this database.

Action: Resubmit command with the SET DATABASE and RESETLOGS options.

ORA-01229: data file *string* is inconsistent with logs

Cause: The data file in the accompanying error is inconsistent with the contents of the logs given in the CREATE CONTROLFILE command. The most likely cause is that one or more of the online logs was missing from the command. It is also possible that one or more of the logs is an old copy rather than the current version. All online log files must be listed in the command and must be the current versions of the online logs.

Action: Find the correct online logs or use the RESETLOGS option.

ORA-01230: cannot make read only - file *string* is offline

Cause: An attempt to make a tablespace read only found that one of its files is offline.

Action: Bring the file online and retry this command.

ORA-01231: cannot make read write - file *string* is offline

Cause: An attempt to make a tablespace read write found that one of its files is offline.

Action: Bring the file online and retry this command.

ORA-01232: cannot start online backup - file *string* is being made read-only

Cause: An attempt to start an online backup found that one of the files is in transition to read-only mode.

Action: Wait for the transition to complete and then retry the command, if this is an ALTER DATABASE BEGIN BACKUP command, or take the backup without any begin or end commands, if this is an ALTER TABLESPACE BEGIN BACKUP command.

ORA-01233: file *string* is read only - cannot recover using backup control file

Cause: An attempt to do media recovery using a backup control file found that one of the files is marked read only. Read only files do not normally need to be recovered, but recovery with a backup control file must recover all online files.

Action: If the file really is read only, take it offline before the recovery, and bring the read only tablespace online after the database is open. If the file does need recovery use a control file from the time the file was read-write. If the correct control file is not available, use CREATE CONTROLFILE to make one.

ORA-01234: cannot end backup of file *string* - file is in use or recovery

Cause: Attempted to end an online backup of file when the file is busy. Some operation such as recovery or rename may be active, or there may still be some instance that has the database open with this file online.

Action: If there is an instance with the database open then the backup can be ended there by using the ALTER TABLESPACE command. Otherwise wait for the completion of the other operation.

ORA-01235: END BACKUP failed for *string* file(s) and succeeded for *string*

Cause: One or more of the files in an end backup command failed. Some other files given in the same command may have succeeded.

Action: See the accompanying error messages for the reason the backups could not be ended. Any files not listed in the error messages were successful.

ORA-01236: Error *string* occurred during initialization of file header access

Cause: The indicated error occurred while doing initialization processing of file headers.

Action: The error indicated should be corrected. An attempt is made to recover from this error by using a slower access algorithm.

ORA-01237: cannot extend datafile *string*

Cause: An operating system error occurred during the resize.

Action: Fix the cause of the operating system error and retry the command.

ORA-01238: cannot shrink datafile *string*

Cause: An operating system error occurred during the resize.

Action: The error is ignored, operation continues normally.

ORA-01239: database must be in ARCHIVELOG mode to use external cache

Cause: An online file uses an external cache, but the database is in NOARCHIVELOG mode. Since an external cache may require media recovery this can not be allowed.

Action: Change database to be in ARCHIVELOG mode or do not use an external cache.

ORA-01240: too many data files to add in one command

Cause: The command specifies adding more data files than can be done in one command. It is necessary to fit all the file names into one log entry, but that would make the entry too large.

Action: If this is a CREATE TABLESPACE command, create with fewer files then add the other files later. If this is an ADD DATAFILE command, break it up into multiple commands.

ORA-01241: an external cache has died

Cause: The external cache may have been restarted.

Action: Take the file mentioned in the error stack offline, perform media recovery, bring the file online, and retry the attempted operation. You may also restart all instances to make sure they access all data files through consistent external caches.

ORA-01242: data file suffered media failure: database in NOARCHIVELOG mode

Cause: The database is in NOARCHIVELOG mode and a database file was detected as inaccessible due to media failure.

Action: Restore accessibility to the file mentioned in the error stack and restart the instance.

ORA-01243: system tablespace file suffered media failure

Cause: A system tablespace file was detected as inaccessible due to media failure.

Action: Restore accessibility to the file mentioned in the error stack and restart the instance.

ORA-01244: unnamed datafile(s) added to control file by media recovery

Cause: Media recovery with a backup control file or a control file that was rebuilt, encountered the creation of a datafile that was not in the control file. An entry has been added to the control file for the new datafiles, but with the file name UNNAMEDnnnn, where nnnn is the file number. Attached errors describe the file names that were originally used to create the files.

Action: Rename the files to valid file names and resume recovery. If necessary the command ALTER DATABASE CREATE DATAFILE may be used to create a file suitable for recovery and do the rename. If the file is not going to be recovered then take it offline with the FOR DROP option.

ORA-01245: offline file *string* will be lost if RESETLOGS is done

Cause: Attempting to do an OPEN RESETLOGS with a file that will be lost because it is offline. The file was not taken offline with the FOR DROP option.

Action: Either bring the file online and recover it, or take it offline with the FOR DROP option.

ORA-01246: recovering files through TSPITR of tablespace *string*

Cause: The files named in the accompanying errors are backups that were made before a tablespace point in time recovery of this tablespace. They cannot be recovered to a time after the point in time recovery.

Action: Restore more recent backups and recover them.

ORA-01247: database recovery through TSPITR of tablespace *string*

Cause: Recovery of the whole database encountered redo indicating there was a point in time recovery of the tablespace. The new version of the files in the tablespace should be included in the recovery, but that was not done.

Action: If the tablespace should not be recovered, take its file offline for drop. If it should be recovered, then restore or rename as needed and restart the recovery.

ORA-01248: file *string* was created in the future of incomplete recovery

Cause: Attempting to do a RESETLOGS open with a file entry in the control file that was originally created after the UNTIL time of the incomplete recovery. Allowing such an entry may hide the version of the file that is needed at this time. The file number may be in use for a different file which would be lost if the RESETLOGS was allowed.

Action: If more recovery is desired then apply redo until the creation time of the file is reached. If the file is not wanted and the same file number is not in use at the stop time of the recovery, then the file can be taken offline with the FOR DROP option. Otherwise a different control file is needed to allow the RESETLOGS. Another backup can be restored and recovered, or a control file can be created via CREATE CONTROLFILE.

ORA-01249: archiving not allowed in a clone database

Cause: Attempting to archive an online redo log or enable archiving for a clone database.

Action: Do not attempt to archive from a clone. The archive log destination could easily be the same as the primary database destroying its archived logs. If archiving is needed then recreate database as not a clone.

ORA-01250: Error *string* occurred during termination of file header access

Cause: The indicated error occurred while terminating the processing of file headers. The error was other than a write error.

Action: The indicated error should be corrected.

ORA-01251: Unknown File Header Version read for file number *string*

Cause: Read of the file header returned a record but its version cannot be identified. Either the header has been corrupted, or the file is not a valid database file.

Action: Have the operating system make the correct file available to the database, or recover the file.

ORA-01252: cannot prevent writes - file *string* in recovery manager backup

Cause: An attempt to make a tablespace read only or offline normal found that a recovery manager proxy backup is in progress. If the file is made offline or read-only, then the file header cannot be updated when the backup is complete.

Action: Wait for the Recovery Manager backup to complete and retry this command.

ORA-01253: cannot start online backup - file *string* in recovery manager backup

Cause: The specified file is being backed up by Recovery Manager.

Action: Wait for the Recovery Manager proxy backup to complete before starting another backup.

ORA-01254: cannot end online backup - file *string* in recovery manager backup

Cause: The specified file is being backed up by Recovery Manager.

Action: Wait for the Recovery Manager proxy backup to complete. Recovery Manager backup mode cannot be initiated or terminated manually.

ORA-01255: cannot shutdown - file *string* in recovery manager backup

Cause: An attempt to shutdown normally found that a Recovery Manager backup is still in progress.

Action: Wait for the Recovery Manager proxy backup to complete and retry this command.

ORA-01256: error in locking database file *string*

Cause: The file is in use by another database instance.

Action: Determine which database instance legitimately owns the file.

ORA-01257: cannot reuse database file *string*, unknown file size

Cause: The size of the raw partition cannot be determined

Action: Add the datafile/logfile by specifying the size parameter.

ORA-01258: unable to delete temporary file *string*

Cause: A DROP TABLESPACE INCLUDING CONTENTS AND DATAFILES or ALTER DATABASE TEMPFILE DROP INCLUDING DATAFILES operation was not able to delete a temporary file in the database.

Action: Subsequent errors describe the operating system error that prevented the file deletion. Fix the problem, if possible, and manually purge the file.

ORA-01259: unable to delete datafile *string*

Cause: A DROP TABLESPACE INCLUDING CONTENTS AND DATAFILES operation was not able to delete a datafile in the tablespace.

Action: Subsequent errors describe the operating system error that prevented the file deletion. Fix the problem, if possible, and manually purge the file.

ORA-01260: warning: END BACKUP succeeded but some files found not to be in backup mode

Cause: END BACKUP completed successfully for all files that were in online backup mode. However one or more modifiable files were found not to be in online backup mode. Backup of those files (if it was done) can be invalid and, if restored, can result in an inconsistent database.

Action: Check the alert log for a list of the files that were found not to be in backup mode. If there is a possibility that those files have been modified during online backup, then replace their backups with new ones.

ORA-01261: Parameter *string* destination string cannot be translated

Cause: The value for the specified parameter contained a destination string that could not be translated.

Action: Use a valid destination string in the specified parameter.

ORA-01262: Stat failed on a file destination directory

Cause: Unable to get information about an Oracle managed files destination directory.

Action: Check the permissions on the directory or use a different directory name.

ORA-01263: Name given for file destination directory is invalid

Cause: The name given for an Oracle managed files destination does not correspond to a directory.

Action: Use a different name.

ORA-01264: Unable to create *string* file name

Cause: Unable to create an Oracle managed file name.

Action: Check previous error messages for the reason Oracle was unable to create the file name. Take corrective action, if possible, and retry the command.

ORA-01265: Unable to delete *string string*

Cause: An error prevented the file from being deleted.

Action: See the subsequent error messages that describe the operating system error that prevented the file from being deleted. If possible, fix the problem and manually delete the file.

ORA-01266: Unable to create unique file name

Cause: Unable to create a unique file name for an Oracle managed file. Oracle tried several names but each file name was already in use in the default destination directory for the file type.

Action: Retry the operation. If that fails, also, it may be necessary to change the default destination directory for the file type and then retry.

ORA-01267: Failure getting date/time

Cause: Could not get date/time when trying to create unique file name.

Action: Internal error - contact Oracle Customer Support.

ORA-01268: invalid TEMPFILE clause for alter of permanent TABLESPACE

Cause: A TEMPFILE clause was specified for an ALTER TABLESPACE for a permanent tablespace.

Action: Retry with a DATAFILE clause.

ORA-01269: Destination parameter string is too long

Cause: The value for DB_CREATE_FILE_DEST, DB_CREATE_ONLINE_LOG_DEST_n or DB_RECOVERY_FILE_DEST parameter was too long.

Action: Replace the destination value for the specified parameter with a shorter character string.

ORA-01270: *string* operation is not allowed if STANDBY_PRESERVES_NAMES is true

Cause: An operation that renames or adds/drops a file was attempted at a standby database and STANDBY_PRESERVES_NAMES is true.

Action: Set STANDBY_PRESERVES_NAMES false if the operation must be performed.

ORA-01271: Unable to create new file name for file *string*

Cause: During standby database recovery an error occurred when trying to create a new file name for the indicated file.

Action: Use the ALTER DATABASE CREATE DATAFILE command with a new unique name and then resume the standby database recovery.

ORA-01272: REUSE only allowed when a file name is provided.

Cause: The REUSE parameter was specified in a command without a file name.

Action: Either supply a file name or remove the REUSE parameter.

ORA-01273: STANDBY_FILE_MANAGEMENT = AUTO needs COMPATIBLE = *string* or higher

Cause: Automated standby file management was disabled, so an added file

Action: Restart the instance with COMPATIBLE set to the correct release.

ORA-01274: cannot add data file that was originally created as '*string*'

Cause: The recovery failed to add the specified data file either because the recovery tried to create the specified data file but automated standby file management was disabled, or the recovery tried to look for the specified data file but the data file did not exist. In the former case, the recovery added a control file entry as 'UNNAMEDnnnnn'.

Action: Either use the ALTER DATABASE CREATE DATAFILE statement to create the file, or set STANDBY_FILE_MANAGEMENT to AUTO, or restore the data file to the location specified by the corresponding control file entry, and restart standby recovery.

ORA-01275: Operation *string* is not allowed if standby file management is automatic.

Cause: An operation that renames, adds, or drops a file was attempted at a standby database and STANDBY_FILE_MANAGEMENT was set to AUTO.

Action: Set STANDBY_FILE_MANAGEMENT to MANUAL if the operation must be performed.

ORA-01276: Cannot add file *string*. File has an Oracle Managed Files file name.

Cause: An attempt was made to add to the database a datafile, log file, control file, snapshot control file, backup control file, datafile copy, control file copy or backuppiece with an Oracle Managed Files file name.

Action: Retry the operation with a new file name.

ORA-01277: file '*string*' already exists

Cause: An ALTER DATABASE BACKUP CONTROLFILE TO TRACE AS 'filename' command specified a file name which is already in use.

Action: Either specify a different file name, or add the REUSE parameter to the command to overwrite the existing file.

ORA-01278: error creating file '*string*'

Cause: An operating system error occurred while attempting to create a trace file specified in the command ALTER DATABASE BACKUP CONTROLFILE TO TRACE AS 'filename'.

Action: Check the error stack for more detailed information.

ORA-01279: db_files too large

Cause: db_files has been set too high to be supported by the system.

Action: Decrease the number of db_files.

ORA-01280: Fatal LogMiner error.

Cause: An internal error occurred inside LogMiner.

Action: Check the alert log and trace files for further information.

ORA-01281: SCN range specified is invalid

Cause: StartSCN may be greater than EndSCN, or the SCN specified may be invalid.

Action: Specify a valid SCN range.

ORA-01282: date range specified is invalid

Cause: startTime may be greater than endTime. startTime or endTime may be greater than year 2110. startTime may be less than year 1988.

Action: Specify a valid date range.

ORA-01283: Options specified is invalid

Cause: The specified options parameter is invalid for the procedure.

Action: Specify valid Options parameter.

ORA-01284: file *string* cannot be opened

Cause: The file or directory may not exist or may be inaccessible. Pathname exceeds 256 characters.

Action: Ensure that the file and the directory exist and are accessible.

ORA-01285: error reading file *string*

Cause: The file or directory may not exist or is inaccessible.

Action: Specify valid file or directory. Make sure that file and directory are accessible.

ORA-01286: start interval required

Cause: Options were supplied which require a starting time or starting SCN

Action: Specify a starting interval (time or SCN).

ORA-01287: file *string* is from a different database incarnation

Cause: The logfile is produced by a different incarnation of the database.

Action: Add a logfile that is produced by the same incarnation.

ORA-01288: cannot apply this DDL to the Logminer Dictionary

Cause: A command that is not supported by Logminer was present in a logfile.

Commands that change the character set of the database are not supported by Logminer. "ALTER DATABASE SET TIME_ZONE" is not supported by Logminer.

Action: Do not execute unsupported commands when using Streams, Logical Standby, or Logminer. Turn off DDL tracking in order for Logminer to skip unsupported commands.

ORA-01289: cannot add duplicate logfile *string*

Cause: The logfile specified has already been added to the list of logfiles.

Action: Specify a different logfile.

ORA-01290: cannot remove unlisted logfile *string*

Cause: The user attempted to remove a logfile that is not present in the list.

Action: Specify a valid logfile.

ORA-01291: missing logfile

Cause: Not all logfiles corresponding to the time or scn range specified have been added to the list.

Action: Check the v\$logmnr_logs view to determine the missing scn range, and add the relevant logfiles.

ORA-01292: no log file has been specified for the current LogMiner session

Cause: No logfile has been specified for the LogMiner session.

Action: Specify atleast one log file.

ORA-01293: mounted database required for specified LogMiner options

Cause: Options were specified which required the database to be mounted

Action: Specify different options or mount the database.

ORA-01294: error occurred while processing information in dictionary file *string*, possible corruption

Cause: The dictionary file is corrupt.

Action: Get a new dictionary file.

ORA-01295: DB_ID mismatch between dictionary *string* and logfiles

Cause: The dictionary file is produced by a database that is different from that produced the logfiles.

Action: Specify a compatible dictionary file.

ORA-01296: character set mismatch between dictionary *string* and logfiles

Cause: The character set of the database that produced the dictionary file is different from the character set of the database that produced the logfiles.

Action: Specify a dictionary file with the same character set.

ORA-01297: redo version mismatch between dictionary *string* and logfiles

Cause: The redo version of the database generating the dictionary is different from the one generating the logfiles.

Action: n/a

ORA-01298: conflicting dictionary option

Cause: More than one dictionary source was specified or DDL_DICT_TRACKING was specified with DICT_FROM_ONLINE_CATALOG.

Action: n/a

ORA-01299: dictionary *string* corresponds to a different database incarnation

Cause: The dictionary file was extracted from a different incarnation of the database.

Action: Specify a dictionary file extracted from the correct database incarnation.

ORA-01300: writable database required for specified LogMiner options

Cause: Options were specified which required the database to be writable.

Action: Specify different options or open the database for write access.

ORA-01301: error writing to file during flat file build

Cause: Error writing to file during flat file build

Action: n/a

ORA-01302: dictionary build options missing or incorrect

Cause: Missing dictionary build options or incorrectly specified options

Action: Specify either a build to redo log or to flat file. If build to flat file, specify filename and directory.

ORA-01303: subordinate process error: *string*. Check alert and trace logs

Cause: A process subordinate to this Logminer process has exited with this error status.

Action: Search for this error in the alert log and trace files for additional information.

ORA-01304: subordinate process error. Check alert and trace logs

Cause: A process subordinate to this Logminer process has exited with an error condition.

Action: Look in the alert log and trace files for additional information.

ORA-01305: incompatible database character set

Cause: The database character set of the mining database was not a superset of the source database character set.

Action: Perform the mining operation on a database having a compatible database character set.

ORA-01306: dbms_logmnr.start_logmnr() must be invoked before selecting from v\$logmnr_contents

Cause: A select was issued from v\$logmnr_contents without first invoking the dbms_logmnr.start_logmnr() procedure.

Action: Invoke the dbms_logmnr.start_logmnr() procedure before issuing a select from the v\$logmnr_contents view.

ORA-01307: no LogMiner session is currently active

Cause: A select was issued from v\$logmnr_contents without first invoking the dbms_logmnr.start_logmnr() procedure. Otherwise, dbms_logmnr.end_logmnr() was called without a prior call to dbms_logmnr.start_logmnr() or dbms_logmnr.add_logfile()

Action: Invoke the dbms_logmnr.start_logmnr() procedure before issuing a select from the v\$logmnr_contents view.

ORA-01308: dictionary directory is not set

Cause: The dictionary directory was not valid.

Action: Set the dictionary directory to an appropriate value.

ORA-01309: invalid session

Cause: The specified Logminer session ID or session handle is invalid.

Action: Use a valid Logminer session ID or session handle.

ORA-01310: requested return type not supported by the lcr_mine function

Cause: The return type requested by the user is not supported by lcr_mine"

Action: Pick a return type supported by the lcr_mine function"

ORA-01311: Illegal invocation of the mine_value function

Cause: An attempt was made to use mine_value function on a column other than redo_value or undo_value columns of SYS.X\$LOGMNR_CONTENTS or SYS.V \$LOGMNR_CONTENTS fixed table/view.

Action: Rewrite the SQL statement with a legal invocation of mine_value

ORA-01312: Specified table/column does not exist

Cause: The table/column specified in the lcr_mine call does not exist at the the specified SCN. The table/column definition has to exist at the start SCN specified for lcr_mine to be able to identify the table/column correctly.

Action: Create a LogMiner session at a start SCN at which the table definition is available.

ORA-01313: LogMiner dictionary column type different from specified type

Cause: The return type specified for the column in lcr_mine call is different from the actual type of the column.

Action: Rewrite the lcr_mine invocation with the right return type.

ORA-01314: Name of the column to be mined should be a string literal

Cause: The fully qualified name of the column to be mined by the LogMiner functions should be string literal.

Action: If the fully qualified name of the column to be mined is a.b.c.d, enclose the column name in quotes as in 'a.b.c.d'.

ORA-01315: Log file has been added or removed during select

Cause: A redo log file has been added or removed while selecting on the v \$logmnr_logs fixed view.

Action: Re-issue the SQL select statement on the v\$logmnr_logs view.

ORA-01316: Already attached to a Logminer session

Cause: A Logminer attach session was issued while already attached to a Logminer session.

Action: Detach from the current Logminer session and attach to the requested session.

ORA-01317: Not attached to a Logminer session

Cause: A command or procedure was issued which requires an attached Logminer session.

Action: Attach to a Logminer session before issuing the command or procedure.

ORA-01318: incompatible national character set

Cause: The national character set of the mining database was not a superset of the source database national character set.

Action: Perform the mining operation on a database having a compatible national character set.

ORA-01319: Invalid Logminer session attribute

Cause: A session attribute was supplied which is invalid.

Action: Re-issue with valid session attribute.

ORA-01320: Invalid Logminer dictionary attribute

Cause: A Logminer dictionary attribute was supplied which is invalid.

Action: Re-issue with valid dictionary attribute.

ORA-01321: No Logminer Dictionary for requested start SCN

Cause: The requested session start SCN is less than the SCN of any available Logminer Dictionary build. It is not possible to unwind a Logminer Dictionary to the requested start SCN.

Action: Re-issue the start_logminer request with a start SCN for which a Logminer Dictionary is available.

ORA-01322: No such table

Cause: An non-existent table was supplied to Logminer include_src_tbl() or exclude_src_table().

Action: Re-issue with valid table name.

ORA-01323: Invalid state

Cause: A Logminer routine was called from the wrong state.

Action: n/a

ORA-01324: cannot add file *string* due to DB_ID mismatch

Cause: The logfile is produced by a different database than other logfiles already added to the list.

Action: Specify a logfile produced by the same database.

ORA-01325: archive log mode must be enabled to build into the logstream

Cause: Database does not have archivelog mode enabled.

Action: Mount the database, then issue commands to enable archivelog mode. startup pfile=init.ora mount alter database archivelog alter database open

ORA-01326: compatability of 9.0 or greater required to build into the logstream

Cause: Compatibility mode set to some value less than 9.0

Action: Ensure that init.ora parameter establishing a compatability of 9.0 or greater is set. For example: compatible=9.0.0.0

ORA-01327: failed to exclusively lock system dictionary as required by build

Cause: Other users are performing DDL operations.

Action: n/a

ORA-01328: only one build operation may occur at one time

Cause: Another processes is simultaneously attempting to run build();

Action: Wait until the other processes completes.

ORA-01329: unable to truncate required build table

Cause: The table may be missing, or locked by another user.

Action: n/a

ORA-01330: problem loading a required build table

ORA-01331: general error while running build

ORA-01332: internal Logminer Dictionary error

Cause: Unexpected error condition

Action: Check trace and/or alert logs

ORA-01333: failed to establish Logminer Dictionary

Cause: No previously established Logminer Dictionary is available and a complete gather of a source system data dictionary was not found in the logstream. build() may not have been run to force the gathering of a source system data dictionary. Or add_log_file() may not have been called to add all log files which contain the complete gathered system data dictionary.

Action: If build() was not employed prior to this mining session the Logminer Ad Hoc user may elect to employ an alternate dictionary such as the current system catalog or a previously built flat file dictionary. Other Logminer clients must run build() prior to mining. If build() has been run, ensure that all logfiles which comprise the gathered system dictionary have been added. The following query, run on the system which build() was run, can be helpful in identifying the required files. select DICTIONARY_BEGIN, DICTIONARY_END, name from v\$archived_log; Minimally a set of files beginning with one which has DICTIONARY_BEGIN = 'YES' and all following log files through one marked DICTIONARY_END = 'YES' must be added.

ORA-01334: invalid or missing logminer dictionary processes context

Cause: Unexpected internal error condition

Action: n/a

ORA-01335: feature not yet implemented

ORA-01336: specified dictionary file cannot be opened

Cause: The dictionary file or directory does not exist or is inaccessible.

Action: Make sure that the dictionary file and directory exist and are accessible.

ORA-01337: log file has a different compatibility version

Cause: The logfile has a different compatibility version than the rest of the logfile in the session"

Action: Make sure that the logfile has the same compatibility version as the rest of the logfiles in the session.

ORA-01338: Other process is attached to LogMiner session

Cause: Can not do this when other process is attached to LogMiner session.

Action: n/a

ORA-01339: LogMiner BUILD: Error copying system catalog metadata to LogMiner dictionary

Cause: Unexpected result while accessing system catalog metadata.

Action: Check the alert log.

ORA-01340: NLS error

Cause: Could not load NLS package.

Action: n/a

ORA-01341: LogMiner out-of-memory

Cause: The LogMiner session requires more system resources than is currently available.

Action: Allocate more SGA for LogMiner.

ORA-01342: LogMiner can not resume session due to inability of staging checkpointed data

Cause: Logmnr can not resume session because there is not enough SGA memory available to read in checkpointed data. Logminer periodically checkpoints data to enable faster crash recovery.

Action: Specify a bigger max_sga for the given LogMiner session and try again.

ORA-01343: LogMiner encountered corruption in the logstream

Cause: Log file is missing a range of scn values.

Action: Verify the contiguity of the scn range represented by the log files added to LogMiner.

ORA-01344: LogMiner coordinator already attached

Cause: A coordinator process is already attached to the specified logminer context.

Action: Detach from the active coordinator session and retry the attach.

ORA-01345: Must be a LogMiner coordinator process

Cause: A LogMiner client attempted to perform a privileged operation.

Action: Issue the operation from the coordinator process.

ORA-01346: Oracle LogMiner processed redo beyond primary reset log SCN *string*

Cause: Oracle LogMiner detected a new branch with reset log SCN information prior to redo already mined.

Action: If running inside SQL Apply, retrieve standby reset SCN by executing DBMS_LOGSTDBY.MAP_PRIMARY_SCN (primary reset log SCN). And, execute FLASHBACK STANDBY DATABASE [<database_name>] TO BEFORE SCN *standby reset SCN*. Note: If the primary reset log SCN is 0, then intermediary log files are

missing. Check the primary database for missing log files. In other scenarios, contact Oracle Support Services.

ORA-01347: Supplemental log data no longer found

Cause: The source database instance producing log files for this LogMiner session was altered to no longer log supplemental data.

Action: Destroy this Logminer session. Re-enable supplemental log data on the source system and create a new LogMiner session.

ORA-01348: LogMiner testing event

ORA-01349: LogMiner tracing event

ORA-01350: must specify a tablespace name

Cause: Invocation failed to specify a valid tablespace

Action: Reformat invocation of DBMS_LOGMNR_D.SET_TABLESPACE to include the name of a valid tablespace.

ORA-01351: tablespace given for Logminer dictionary does not exist

Cause: The tablespace name given as a parameter to DBMS_LOGMNR_D.SET_TABLESPACE does not exist.

Action: Check spelling of the tablespace name. If spelling is correct verify that the named tablespace has already been created. DBMS_LOGMNR_D.SET_TABLESPACE does not create a tablespace.

ORA-01352: tablespace given for Logminer spill does not exist

Cause: The tablespace name given as the parameter to DBMS_LOGMNR_D.SET_TABLESPACE does not exist.

Action: Check spelling of the tablespace name. If spelling is correct verify that the named tablespace has already been created. DBMS_LOGMNR_D.SET_TABLESPACE does not create a tablespace.

ORA-01353: existing Logminer session

Cause: An attempt was made to execute DBMS_LOGMNR_D.SET_TABLESPACE while a Logminer session(s) was active.

Action: First cause all Logminer sessions to be closed. A Logminer session can exist as a result of executing DBMS_LOGMNR.START_LOGMNR or as the result of using Oracle features such as Data Guard SQL Apply or Streams which use Logminer. Next, execute DBMS_LOGMNR_D.SET_TABLESPACE.

ORA-01354: Supplemental log data must be added to run this command

Cause: An attempt was made to perform an operation that required that supplemental log data be enabled.

Action: Execute a command such as ALTER DATABASE ADD SUPPLEMENTAL LOG DATA; and then reissue the command that failed with this error.

ORA-01355: logminer tablespace change in progress

Cause: The tables used by logminer are in the process of being moved to another tablespace.

Action: Wait until the move is complete and try again.

ORA-01356: active logminer sessions found

Cause: Logminer sessions are currently active.

Action: End all logminer sessions and retry.

ORA-01358: LogMiner version is less than mined dictionary version

Cause: An attempt was made to mine a LogMiner dictionary from redo logs. The version of the Oracle database that created the logs was higher than the Oracle database version that attempted to mine the logs.

Action: Mine the logs using a newer version of the Oracle database having a version number that is equal to or greater than the dictionary version.

ORA-01360: invalid token

ORA-01361: global name mismatch

Cause: The database global name where the log file was generated did not match the user-specified global name of the Streams Capture process.

Action: Start a new capture process and ensure that the user-specified global name matches that of the database that generated the log file.

ORA-01362: Specified SQL_REDO_UNDO parameter is invalid

Cause: The specified input value for the parameter was not a valid number.

Action: Specify a valid number and try again.

ORA-01363: Specified COLUMN_NAME parameter is NULL

Cause: NULL was specified for input value of parameter.

Action: Specify a non-NULL value and try again.

ORA-01364: waiting for branch at SCN *string*

Cause: LogMiner reader process has completed mining of physical standby terminal logs up to the stop SCN. LogMiner reader is now waiting for logs from the new branch.

Action: No action necessary. This informational statement is provided to record the event for diagnostic purposes. If there is a problem with log transport, the files can be registered manually using the ALTER DATABASE REGISTER LOGICAL LOGFILE statement.

ORA-01365: waiting for new branch registration

Cause: LogMiner reader process has completed mining of physical standby terminal logs up to the stop SCN. The builder process is now waiting for logs from the new branch to be registered before continuing.

Action: No action necessary. This informational statement is provided to record the event for diagnostic purposes. If there is a problem with log transport, the files may be registered manually using the ALTER DATABASE REGISTER LOGICAL LOGFILE statement.

ORA-01366: failed to find redo logs required for terminal apply

Cause: LogMiner failed to find all the expected log files required to complete the terminal apply, requested using the FINISH APPLY clause. During terminal apply, LogMiner does not wait for logs to be registered. It expects all logs between the starting point and the last log on any redo branch that it will or could mine through, to be present at the mining site.

Action: Examine system.logmnr_log\$ to see which logs are known to LogMiner. Then, locate or restore any missing logs and use the ALTER DATABASE REGISTER LOGICAL LOGFILE statement to register them. Alternatively, do not use the FINISH APPLY clause, but if activating a logical standby, only do this when you are sure that the missing log files can not be located and registered as this can lead to data loss.

ORA-01370: Specified restart SCN is too old

Cause: specified restart scn is too old, logmnr could not find a proper checkpoint.

Action: Specify a bigger restart SCN to try again

ORA-01371: Complete LogMiner dictionary not found

Cause: One or more log files containing the LogMiner dictionary was not found.

Action: Add into LogMiner all log files containing the dictionary.

ORA-01372: Insufficient processes for specified LogMiner operation

Cause: The number of processes requested by the caller can not be allocated

Action: Increase number of parallel servers allocated to the instance

ORA-01373: insufficient memory for staging persistent LogMiner session

Cause: The maximum number of concurrent persistent LogMiner sessions allowed is limited by LOGMNR_MAX_PERSISTENT_SESSIONS parameter. Not enough memory has been set aside at instance startup to allocate the new LogMiner session.

Action: Increase LOGMNR_MAX_PERSISTENT_SESSIONS and restart instance.

ORA-01374: _log_parallelism_max greater than 1 not supported in this release

Cause: LogMiner does not mine redo records generated with _log_parallelism_max set to a value greater than 1.

Action: n/a

ORA-01375: Corrupt logfile *string* recovered

Cause: A corrupt logfile has been recovered by RFS

Action: None. Logical Standby should automatically restart. If logfile is still corrupt, may need to manually copy and reregister the logfile on the standby.

ORA-01376: cannot add file *string* due to unsupported redo compatibility setting

Cause: The redo compatibility setting of the log file was unsupported by LogMiner.

Action: Specify a log file produced with a redo compatibility setting supported by LogMiner.

ORA-01377: Invalid log file block size

Cause: An invalid value was specified in the BLOCKSIZE clause.

Action: Use correct syntax.

ORA-01378: The logical block size (*string*) of file *string* is not compatible with the disk sector size (media sector size is *string* and host sector size is *string*)

Cause: One of the following occurred: (1) An attempt was made to create a file. (2) A file was moved to disks with different sector size.

Action: Create file or move file to the proper disk.

ORA-01379: LogMiner testing event

ORA-01380: Instance *string* (thread *string*) has less than two *string* block size log files

Cause: One of the following occurred: (1) An attempt was made to switch to specified block size logs for all threads. (2) An attempt was made to open a thread.

Action: Add log files to the thread that signals error, and try again.

ORA-01381: Dropping log *string* would leave less than two log files with block size *string* for instance *string* (thread *string*)

Cause: The database was migrated to use a specified log block size. Dropping all the logs specified would leave fewer than the required two log files with the specified block size per enabled thread.

Action: Either drop fewer logs or disable the thread before deleting the logs. It may be possible to clear the log rather than drop it.

ORA-01382: Thread *string* failed to open log file *string*. The log file's block size (*string*) is larger than the disk sector size (*string*)

Cause: Log file was created on bigger sector disks, and moved to smaller sector disks.

Action: Move the log file back to bigger sector disks.

ORA-01383: Thread *string* failed to open *string* block size log file '*string*' on *string* sector native-mode disks

Cause: Log file was copied from smaller sector disks to larger sector native-mode disks.

Action: Move the log file back to smaller sector disks.

ORA-01397: file name too long to shrink without truncation

Cause: An attempt was made to automatically convert the control file created with maximum file name size value of 512 to 256. This could result in truncation of file names leading to loss of uniqueness among file names.

Action: One of the following can be done: 1) Change the `_kccacb` parameter value to 'reject' which will ignore the automatic conversion without returning this error. 2) Shorten the file names in the system where the control file was created to conform to the maximum file name length in the current system.

ORA-01398: LogMiner public event

ORA-01399: LogMiner public event

ORA-01400: cannot insert NULL into (*string*)

Cause: An attempt was made to insert NULL into previously listed objects.

Action: These objects cannot accept NULL values.

ORA-01401: inserted value too large for column

Cause: The value inserted was too large for the given column.

Action: Do not insert a value greater than what the column can hold.

ORA-01402: view WITH CHECK OPTION where-clause violation

ORA-01403: no data found

Cause: No data was found from the objects.

Action: There was no data from the objects which may be due to end of fetch.

ORA-01404: ALTER COLUMN will make an index too large

ORA-01405: fetched column value is NULL

ORA-01406: fetched column value was truncated

Cause: The fetched column values were truncated.

Action: Use the right data types to avoid truncation.

ORA-01407: cannot update (*string*) to NULL

ORA-01408: such column list already indexed

ORA-01409: NOSORT option may not be used; rows are not in ascending order

Cause: Creation of index with NOSORT option when rows were not ascending. For non-unique indexes the rowid is considered part of the index key. Therefore, if you create an index nosort and two of the rows in the table have the same key and are stored in ascending order, but get split across two extents where the dba of the first block in the second extent is less than the dba of the last block in the first extent, then the create index nosort may fail.

Action: Create the index without the NOSORT option, or ensure table is stored in one extent.

ORA-01410: invalid ROWID

ORA-01411: cannot store the length of column in the indicator

Cause: Tried to fetch a column of size more than 64K and couldn't store the length of the column in the given indicator of size 2 bytes.

Action: Use the new bind type with call backs to fetch the long column.

ORA-01412: zero length not allowed for this datatype

Cause: The length for type 97 is 0

Action: Specify the correct length.

ORA-01413: illegal value in packed decimal number buffer

Cause: The user buffer bound by the user as packed decimal number contained an illegal value.

Action: Use a legal value.

ORA-01414: invalid array length when trying to bind array

Cause: An attempt was made to bind an array without either a current array length pointer or a zero maximum array length.

Action: Specify a valid length.

ORA-01415: too many distinct aggregate functions

Cause: The query contains more distinct aggregates than can be processed. The current limit is 255.

Action: Reduce the number of distinct aggregate functions in the query.

ORA-01416: two tables cannot be outer-joined to each other

ORA-01417: a table may be outer joined to at most one other table

Cause: a.b (+) = b.b and a.c (+) = c.c is not allowed

Action: Check that this is really what you want, then join b and c first in a view.

ORA-01418: specified index does not exist

ORA-01419: datdts: illegal format code

ORA-01420: datstd: illegal format code

ORA-01421: datrnd/dattrn: illegal precision specifier

ORA-01422: exact fetch returns more than requested number of rows

Cause: The number specified in exact fetch is less than the rows returned.

Action: Rewrite the query or change number of rows requested

ORA-01423: error encountered while checking for extra rows in exact fetch

ORA-01424: missing or illegal character following the escape character

Cause: The character following the escape character in LIKE pattern is missing or not one of the escape character, '%', or '_'.
Action: Remove the escape character or specify the missing character.

Action: Remove the escape character or specify the missing character.

ORA-01425: escape character must be character string of length 1

Cause: Given escape character for LIKE is not a character string of length 1.

Action: Change it to a character string of length 1.

ORA-01426: numeric overflow

Cause: Evaluation of an value expression causes an overflow/underflow.

Action: Reduce the operands.

ORA-01427: single-row subquery returns more than one row

ORA-01428: argument '*string*' is out of range

ORA-01429: Index-Organized Table: no data segment to store overflow row-pieces

Cause: No overflow segment defined.

Action: Add overflow segment.

ORA-01430: column being added already exists in table

ORA-01431: internal inconsistency in GRANT command

ORA-01432: public synonym to be dropped does not exist

ORA-01433: synonym to be created is already defined

ORA-01434: private synonym to be dropped does not exist

ORA-01435: user does not exist

ORA-01436: CONNECT BY loop in user data

ORA-01437: cannot have join with CONNECT BY

ORA-01438: value larger than specified precision allowed for this column

Cause: When inserting or updating records, a numeric value was entered that exceeded the precision defined for the column.

Action: Enter a value that complies with the numeric column's precision, or use the MODIFY option with the ALTER TABLE command to expand the precision.

ORA-01439: column to be modified must be empty to change datatype

ORA-01440: column to be modified must be empty to decrease precision or scale

ORA-01441: cannot decrease column length because some value is too big

ORA-01442: column to be modified to NOT NULL is already NOT NULL

ORA-01443: internal inconsistency; illegal datatype in resultant view column

ORA-01444: internal inconsistency; internal datatype maps to invalid external type

ORA-01445: cannot select ROWID from, or sample, a join view without a key-preserved table

ORA-01446: cannot select ROWID from, or sample, a view with DISTINCT, GROUP BY, etc.

ORA-01447: ALTER TABLE does not operate on clustered columns

ORA-01448: index must be dropped before changing to desired type

ORA-01449: column contains NULL values; cannot alter to NOT NULL

ORA-01450: maximum key length (*string*) exceeded

ORA-01451: column to be modified to NULL cannot be modified to NULL

Cause: the column may already allow NULL values, the NOT NULL constraint is part of a primary key or check constraint.

Action: if a primary key or check constraint is enforcing the NOT NULL constraint, then drop that constraint.

ORA-01452: cannot CREATE UNIQUE INDEX; duplicate keys found

ORA-01453: SET TRANSACTION must be first statement of transaction

Cause: self-evident

Action: commit (or rollback) transaction, and re-execute

ORA-01454: cannot convert column into numeric datatype

ORA-01455: converting column overflows integer datatype

ORA-01456: may not perform insert/delete/update operation inside a READ ONLY transaction

Cause: A non-DDL insert/delete/update or select for update operation was attempted

Action: commit (or rollback) transaction, and re-execute

ORA-01457: converting column overflows decimal datatype

ORA-01458: invalid length inside variable character string

ORA-01459: invalid length for variable character string

ORA-01460: unimplemented or unreasonable conversion requested

ORA-01461: can bind a LONG value only for insert into a LONG column

ORA-01462: cannot insert string literals longer than 4000 characters

ORA-01463: cannot modify column datatype with current constraint(s)
Cause: An attempt was made to modify the datatype of column which has referential constraints; or has check constraints which only allows changing the datatype from CHAR to VARCHAR or vice versa.
Action: Remove the constraint(s) or do not perform the offending operation.

ORA-01464: circular grant (granting to grant ancestor) of table or view

ORA-01465: invalid hex number

ORA-01466: unable to read data - table definition has changed
Cause: Query parsed after tbl (or index) change, and executed w/old snapshot
Action: commit (or rollback) transaction, and re-execute

ORA-01467: sort key too long

ORA-01468: a predicate may reference only one outer-joined table

ORA-01469: PRIOR can only be followed by a column name
Cause: Attempting to specify "PRIOR *something*" where *something* is not a column name.
Action: Only a column name can follow PRIOR. Replace with a column name.

ORA-01470: In-list iteration does not support mixed operators
Cause: Constants of different types are specified in an in-list.
Action: Use constants of same type for in-lists.

ORA-01471: cannot create a synonym with same name as object

ORA-01472: cannot use CONNECT BY on view with DISTINCT, GROUP BY, etc.

ORA-01473: cannot have subqueries in CONNECT BY clause

ORA-01474: cannot have START WITH or PRIOR without CONNECT BY

ORA-01475: must reparse cursor to change bind variable datatype

ORA-01476: divisor is equal to zero

ORA-01477: user data area descriptor is too large

ORA-01478: array bind may not include any LONG columns

Cause: User is performing an array bind with a bind variable whose maximum size is greater than 2000 bytes.

Action: Such bind variables cannot participate in array binds. Use an ordinary bind operation instead.

ORA-01479: last character in the buffer is not Null

Cause: A bind variable of type 97 does not contain null at the last position

Action: Make the last character null

ORA-01480: trailing null missing from STR bind value

Cause: A bind variable of type 5 (null-terminated string) does not contain the terminating null in its buffer.

Action: Terminate the string with a null character

ORA-01481: invalid number format model

Cause: The user is attempting to either convert a number to a string via TO_CHAR or a string to a number via TO_NUMBER and has supplied an invalid number format model parameter.

Action: Consult your manual.

ORA-01482: unsupported character set

Cause: The character set used to perform the operation, such as the CONVERT function, is not a supported character set.

Action: Use one of the supported character sets.

ORA-01483: invalid length for DATE or NUMBER bind variable

Cause: A bind variable of type DATE or NUMBER is too long.

Action: Consult your manual for the maximum allowable length.

ORA-01484: arrays can only be bound to PL/SQL statements

Cause: You tried to bind an array to a non-PL/SQL statement.

Action: n/a

ORA-01485: compile bind length different from execute bind length

Cause: You bound a buffer of type DTYVCS (VARCHAR with the two byte length in front) and at execute time the length in the first two bytes is more than the maximum buffer length (given in the bind call). The number of elements in the array and the current number of elements in the array cannot be more than the maximum size of the array.

Action: n/a

ORA-01486: size of array element is too large

Cause: You tried to bind a data value which was either too large for the datatype (for example, NUMBER) or was greater than 4000 bytes (for example, VARCHAR or LONG).

Action: n/a

ORA-01487: packed decimal number too large for supplied buffer

Cause: An impossible request for decimal to oracle number conversion was made

Action: This conversion cannot be performed

ORA-01488: invalid nibble or byte in the input data

Cause: An impossible request for decimal to oracle number conversion was made

Action: This conversion cannot be performed

ORA-01489: result of string concatenation is too long

Cause: String concatenation result is more than the maximum size.

Action: Make sure that the result is less than the maximum size.

ORA-01490: invalid ANALYZE command

Cause: Incorrect syntax specified

Action: Retry the command

ORA-01491: CASCADE option not valid

Cause: The CASCADE option is only valid for tables or clusters.

Action: Do not specify CASCADE

ORA-01492: LIST option not valid

Cause: The LIST option is only valid for tables or clusters.

Action: Do not specify LIST

ORA-01493: invalid SAMPLE size specified

Cause: The specified SAMPLE size is out of range

Action: Specify a value within the proper range.

ORA-01494: invalid SIZE specified

Cause: The specified histogram SIZE value was out of range.

Action: Specify a value within the proper range.

ORA-01495: specified chain row table not found

Cause: The specified table either does not exist or user does not have the proper privileges.

Action: Specify the correct table to use.

ORA-01496: specified chain row table form incorrect

Cause: The specified table does not have the proper field definitions.

Action: Specify the correct table to use.

ORA-01497: illegal option for ANALYZE CLUSTER

Cause: The FOR COLUMNS *column-list* clause may not be used with ANALYZE CLUSTER.

Action: Retry with a legal syntax.

ORA-01498: block check failure - see trace file

ORA-01499: table/index cross reference failure - see trace file

ORA-01500 to ORA-02098

ORA-01500: failure in getting date/time

Cause: During create database or alter tablespace, there was a failure in getting the date and time.

Action: Contact your customer support representative.

ORA-01501: CREATE DATABASE failed

Cause: An error occurred during create database

Action: See accompanying errors.

ORA-01502: index '*string.string*' or partition of such index is in unusable state

Cause: An attempt has been made to access an index or index partition that has been marked unusable by a direct load or by a DDL operation

Action: DROP the specified index, or REBUILD the specified index, or REBUILD the unusable index partition

ORA-01503: CREATE CONTROLFILE failed

Cause: An error occurred during CREATE CONTROLFILE

Action: See accompanying errors.

ORA-01504: database name '*string*' does not match parameter db_name '*string*'

Cause: The name in a database create or mount does not match the name given in the INIT.ORA parameter db_name.

Action: correct or omit one of the two names.

ORA-01505: error in adding log files

Cause: During create or alter database, error(s) occurred when adding new log files.

Action: Check error stack for detailed error information.

ORA-01506: missing or illegal database name

Cause: No db_name INIT.ORA parameter was specified.

Action: The database name must be given in the db_name INIT.ORA parameter.

ORA-01507: database not mounted

Cause: A command was attempted that requires the database to be mounted.

Action: If you are using the ALTER DATABASE statement via the SQLDBA startup command, specify the MOUNT option to startup; else if you are directly doing an ALTER DATABASE DISMOUNT, do nothing; else specify the MOUNT option to ALTER DATABASE. If you are doing a backup or copy, you must first mount the desired database. If you are doing a FLASHBACK DATABASE, you must first mount the desired database.

ORA-01508: cannot create database; error in file '*string*' at line *string*

Cause: CREATE DATABASE was unable to process the specified file.

Action: Check the offending line in the specified file.

ORA-01509: specified name '*string*' does not match actual '*string*'

Cause: The database name specified in ALTER DATABASE does not match the name of the currently mounted database.

Action: Correct the database name spelling or DISMOUNT the mounted database.

ORA-01510: error in deleting log files

Cause: During ALTER DATABASE, an error occurred while dropping log files.

Action: Check the error stack for detailed error information.

ORA-01511: error in renaming log/data files

Cause: An error occurred during the ALTER DATABASE RENAME FILE command.

Action: Check the error stack for detailed error information.

ORA-01512: error renaming log file *string* - new file *string* not found

Cause: An attempt to change a log file's name in the control file failed because no file was found with the new name.

Action: Make sure that the log file has been properly renamed by the operating system and retry.

ORA-01513: invalid current time returned by operating system

Cause: The operating system returned a time that was not between 1988 and 2121.

Action: Correct the time kept by the operating system.

ORA-01514: error in log specification: no such log

Cause: A log file name, or list of member names, did not correspond to an existing log.

Action: Specify an existing log file.

ORA-01515: error dropping log group *string*: no such log

Cause: ALTER DATABASE is attempting to drop a log file which is not known to the database control file.

Action: Specify the name of an existing log file.

ORA-01516: nonexistent log file, data file, or temporary file "*string*" in the current container

Cause: An attempt was made to use ALTER DATABASE to rename a log file, data file, or temporary file; or to change attributes of a data file or temporary file (for example, resize, autoextend, online or offline); or to re-create or move a data file. The attempt failed because the specified file is not known to the database's control file or the current container or is not of a type supported by the request.

Action: Specify the name or number of an existing file of the correct type, as appropriate. Check the relevant V\$ table for a list of possible files.

ORA-01517: log member: '*string*'

Cause: Used to print member names

Action: See top level error for information

ORA-01518: CREATE DATABASE must specify more than one log file

Cause: Only one log file was specified in the CREATE DATABASE statement.

Action: Specify at least two log files.

ORA-01519: error while processing file '*string*' near line *string*

Cause: CREATE DATABASE encountered a problem while processing specified file. The specified file is bad.

Action: Retry your system installation procedure or contact your customer support representative.

ORA-01520: number of data files to add (*string*) exceeds limit of *string*

Cause: CREATE TABLESPACE statement specifies more files than is permitted for this database.

Action: Use fewer files or re-create the database with a larger value of MAXDATAFILES.

ORA-01521: error in adding data files

Cause: During CREATE or ALTER TABLESPACE, an error was detected while adding data files.

Action: Check the error stack for detailed error information.

ORA-01522: file '*string*' to be renamed does not exist

Cause: During ALTER TABLESPACE RENAME, a file to be renamed was not found in the database control file.

Action: Specify the correct file name.

ORA-01523: cannot rename data file to '*string*' - file already part of database

Cause: During ALTER DATABASE RENAME or ALTER TABLESPACE RENAME, the new name of a file is already present in the control file.

Action: Rename the file to a name not already being used as part of the database.

ORA-01524: cannot create data file as '*string*' - file already part of database

Cause: During ALTER DATABASE CREATE DATAFILE, the new name of a file is already present in the control file.

Action: Create the file as a name not already being used as part of the database.

ORA-01525: error in renaming data files

Cause: An error occurred when renaming files as part of ALTER TABLESPACE.

Action: Check the error stack for detailed information. All files are renamed except for those mentioned in the error stack.

ORA-01526: error in opening file '*string*'

Cause: CREATE DATABASE was not able to open the specified file. This is probably due to a system installation error.

Action: Retry your system installation procedure or contact your customer support representative.

ORA-01527: error while reading file

Cause: CREATE DATABASE was not able to read the specified file. This is probably due to a system installation error.

Action: Retry your system installation procedure or contact your customer support representative.

ORA-01528: EOF while processing SQL statement

Cause: CREATE DATABASE unexpectedly hit EOF while reading the specified file. The sql.bsq file is bad.

Action: Retry your system installation procedure or contact your customer support representative.

ORA-01529: error closing file '*string*'

Cause: CREATE DATABASE was not able to close the specified file.

Action: Retry your system installation procedure or contact your customer support representative.

ORA-01530: a database already mounted by the instance

Cause: During ALTER DATABASE MOUNT, an attempt is being made to mount a database on an instance in which a database is or has previously been mounted.

Action: If you wish to mount the database, shutdown the instance and then startup the instance and retry the operation.

ORA-01531: a database already open by the instance

Cause: During ALTER DATABASE, an attempt was made to open a database on an instance for which there is already an open database.

Action: If you wish to open a new database on the instance, first shutdown the instance and then startup the instance and retry the operation.

ORA-01532: cannot create database; instance being started elsewhere

Cause: During CREATE DATABASE, another user appears to be simultaneously altering the instance.

Action: Make sure no one else is simultaneously altering the instance. If no one is, contact your customer support representative; otherwise, retry the operation.

ORA-01533: cannot rename file '*string*'; file does not belong to tablespace

Cause: During ALTER TABLESPACE RENAME, a file to be renamed was not found in the argument tablespace.

Action: Specify the correct file name or the correct tablespace name.

ORA-01534: rollback segment '*string*' doesn't exist

Cause: During ALTER or DROP ROLLBACK SEGMENT, the specified rollback segment name is unknown.

Action: Use the correct rollback segment name.

ORA-01535: rollback segment '*string*' already exists or given name has prefix _SYSSMU

Cause: Specified rollback segment already exists or given name starts with _SYSSMU.

Action: Use a different name. Note that _SYSSMU is an illegal prefix to an RBU segment.

ORA-01536: space quota exceeded for tablespace '*string*'

Cause: The space quota for the segment owner in the tablespace has been exhausted and the operation attempted the creation of a new segment extent in the tablespace.

Action: Either drop unnecessary objects in the tablespace to reclaim space or have a privileged user increase the quota on this tablespace for the segment owner.

ORA-01537: cannot add file '*string*' - file already part of database

Cause: During CREATE or ALTER TABLESPACE, a file being added is already part of the database.

Action: Use a different file name.

ORA-01538: failed to acquire any rollback segment

Cause: Failed to acquire any rollback segment during startup in shared mode

Action: Startup in exclusive mode to create one more public segment or specify available private segments in the INIT.ORA parameter `rollback_segments_required`, then startup in shared mode

ORA-01539: tablespace '*string*' is not online

Cause: Failed to either make a tablespace read-only or offline because it is not online. A tablespace must be online before it can become read-only or offline normal.

Action: Check the status of the tablespace. Use IMMEDIATE or TEMPORARY options to force all files offline. Bring the tablespace online before making it read-only.

ORA-01540: tablespace '*string*' is not offline

Cause: Failed to bring a tablespace online because it is not offline

Action: Check the status of the tablespace

ORA-01541: system tablespace cannot be brought offline; shut down if necessary

Cause: Tried to bring system tablespace offline

Action: Shutdown if necessary to do recovery

ORA-01542: tablespace '*string*' is offline, cannot allocate space in it

Cause: Tried to allocate space in an offline tablespace

Action: Bring the tablespace online or create the object in other tablespace

ORA-01543: tablespace '*string*' already exists

Cause: Tried to create a tablespace which already exists

Action: Use a different name for the new tablespace

ORA-01544: cannot drop system rollback segment

Cause: Tried to drop system rollback segment

Action: None

ORA-01545: rollback segment '*string*' specified not available

Cause: Either: 1) An attempt was made to bring a rollback segment online that is unavailable during startup; for example, the rollback segment is in an offline tablespace. 2) An attempt was made to bring a rollback segment online that is already online. This is because the rollback segment is specified twice in the ROLLBACK_SEGMENTS parameter in the initialization parameter file or the rollback segment is already online by another instance. 3) An attempt was made to drop a rollback segment that is currently online. 4) An attempt was made to alter a rollback segment that is currently online to use unlimited extents. 5) An attempt was made to online a rollback segment that is corrupted. This is because the rollback is specified in `_corrupted_rollback_segments` parameter in initialization parameter file.

Action: Either: 1) Make the rollback segment available; for example, bring an offline tablespace online. 2) Remove the name from the ROLLBACK_SEGMENTS parameter if the name is a duplicate or if another instance has already acquired the rollback segment. 3) Bring the rollback segment offline first. This may involve waiting for the active transactions to finish, or, if the rollback segment needs recovery, discover which errors are holding up the rolling back of the transactions and take appropriate actions. 4) Same as 3). 5) Remove the name from the _corrupted_rollback_segments parameter.

ORA-01546: tablespace contains active rollback segment '*string*'

Cause: Tried to make a tablespace that contains active rollback segment(s) offline or read-only

Action: Shutdown instances that use the active rollback segments in the tablespace and then make the tablespace offline or read-only

ORA-01547: warning: RECOVER succeeded but OPEN RESETLOGS would get error below

Cause: Media recovery with one of the incomplete recovery options ended without error. However, if the ALTER DATABASE OPEN RESETLOGS command were attempted now, it would fail with the specified error. The most likely cause of this error is forgetting to restore one or more datafiles from a sufficiently old backup before executing the incomplete recovery.

Action: Rerun the incomplete media recovery using different datafile backups, a different control file, or different stop criteria.

ORA-01548: active rollback segment '*string*' found, terminate dropping tablespace

Cause: Tried to drop a tablespace that contains active rollback segment(s)

Action: Shutdown instances that use the active rollback segments in the tablespace and then drop the tablespace

ORA-01549: tablespace not empty, use INCLUDING CONTENTS option

Cause: Tried to drop a non-empty tablespace

Action: To drop all the objects in the tablespace, use the INCLUDING CONTENTS option

ORA-01550: cannot drop system tablespace

Cause: Tried to drop system tablespace

Action: None

ORA-01551: extended rollback segment, pinned blocks released

Cause: Doing recursive extent of rollback segment, trapped internally by the system

Action: None

ORA-01552: cannot use system rollback segment for non-system tablespace '*string*'

Cause: Tried to use the system rollback segment for operations involving non-system tablespace. If this is a clone database then this will happen when attempting any data modification outside of the system tablespace. Only the system rollback segment can be online in a clone database.

Action: Create one or more private/public segment(s), shutdown and then startup again. May need to modify the INIT.ORA parameter rollback_segments to acquire private rollback segment. If this is a clone database being used for tablespace point in time recovery then this operation is not allowed. If the non-system tablespace has AUTO segment space management, then create an undo tablespace.

ORA-01553: MAXEXTENTS must be no smaller than the *string* extents currently allocated

Cause: The number of extents allocated is greater than the MAXEXTENTS specified.

Action: Specify a larger MAXEXTENTS value.

ORA-01554: transaction concurrency limit reached reason:*string* params:*string*, *string*

Cause: Too many concurrent transactions

Action: Shutdown the system, modify the INIT.ORA parameters transactions, rollback_segments or rollback_segments_required, then startup again.

ORA-01555: snapshot too old: rollback segment number *string* with name "*string*" too small

Cause: rollback records needed by a reader for consistent read are overwritten by other writers

Action: If in Automatic Undo Management mode, increase undo_retention setting. Otherwise, use larger rollback segments

ORA-01556: MINEXTENTS for rollback segment must be greater than 1

Cause: Specified MINEXTENTS of less than 2 for rollback segment

Action: Specify larger MINEXTENTS

ORA-01557: rollback segment extents must be at least *string* blocks

Cause: Specified extent of less than minimum size for rollback segment

Action: Specify larger extents

ORA-01558: out of transaction ID's in rollback segment *string*

Cause: All the available transaction id's have been used

Action: Shutdown the instance and restart using other rollback segment(s), then drop the rollback segment that has no more transaction id's.

ORA-01559: MAXEXTENTS for rollback segment must be greater than 1

Cause: Specified MAXEXTENTS of less than 2 for rollback segment

Action: Specify larger MAXEXTENTS

ORA-01560: LIKE pattern contains partial or illegal character

Cause: like pattern is not formed correctly

Action: make sure like pattern is specified correctly

ORA-01561: failed to remove all objects in the tablespace specified

Cause: Failed to remove all objects when dropping a tablespace

Action: Retry the drop tablespace until all objects are dropped

ORA-01562: failed to extend rollback segment number *string*

Cause: Failure occurred when trying to extend rollback segment

Action: This is normally followed by another error message that caused the failure. You may take the rollback segment offline to perform maintenance. Use the alter rollback segment offline command to take the rollback segment offline.

ORA-01563: rollback segment is PUBLIC, need to use the keyword PUBLIC

Cause: Did not use the keyword PUBLIC to identified public rollback segment

Action: Use the keyword PUBLIC when identifying public rollback segment

ORA-01564: rollback segment is not PUBLIC

Cause: The rollback segment segment identified is not public

Action: Do not use the keyword PUBLIC when identifying private rollback segment

ORA-01565: error in identifying file '*string*'

Cause: An error occurred while trying to identify a file.

Action: Check the error stack for detailed information.

ORA-01566: file specified more than once in ALTER DATABASE

Cause: The list of files supplied to the command contained at least one duplicate.

Action: Remove the duplicate file specification and retry.

ORA-01567: dropping log *string* would leave less than 2 log files for instance *string* (thread *string*)

Cause: Dropping all the logs specified would leave fewer than the required two log files per enabled thread.

Action: Either drop fewer logs or disable the thread before deleting the logs. It may be possible to clear the log rather than drop it.

ORA-01568: cannot set space quota on PUBLIC

Cause: Trying to set space quota on a tablespace for PUBLIC.

Action: If trying to grant system-wide or tablespace-wide space privileges to all users, use GRANT RESOURCE [ON *tablespace*] TO PUBLIC.

ORA-01569: data file too small for system dictionary tables

Cause: The datafile specified during creation of the database is too small to hold the system dictionary tables.

Action: Recreate the database by specifying a larger file or more files.

ORA-01570: MINEXTENTS must be no larger than the *string* extents currently allocated

Cause: The number of extents allocated is smaller than the MINEXTENTS specified.

Action: Specify a smaller MINEXTENTS value.

ORA-01571: redo version *string* incompatible with ORACLE version *string*

Cause: This software version can not read the current redo logs, and either crash recovery is required or there are offline database files that need media recovery. If a file name is listed then it needs media recovery.

Action: Shutdown and startup using the compatible software. Do any required media recovery, and open the database. Shutdown and then startup using current software. If the file is going to be dropped then take it offline with the DROP option to skip this check.

ORA-01572: rollback segment '*string*' cannot be brought online, *string* extents exceeded

Cause: The number of extents in the rollback segment exceeds the hard limit. It cannot be brought online for writing.

Action: Drop and recreate the rollback segment.

ORA-01573: shutting down instance, no further change allowed

Cause: Some process tries to make changes while the db is being shutdown

Action: None

ORA-01574: maximum number of concurrent transactions exceeded

Cause: the limit on the number of concurrent transactions has been hit

Action: shutdown the system, increase the INIT.ORA parameter 'transactions' , and then restart the system.

ORA-01575: timeout waiting for space management resource

Cause: failed to acquire necessary resource to do space management.

Action: Retry the operation.

ORA-01576: The instance *string* is not enabled

Cause: The thread associated with instance is not enabled.

Action: Enable the thread associated with the instance using ALTER DATABASE ENABLE INSTANCE command.

ORA-01577: cannot add log file '*string*' - file already part of database

Cause: During CREATE or ALTER DATABASE, a file being added is already part of the database.

Action: Use a different file name.

ORA-01578: ORACLE data block corrupted (file # *string*, block # *string*)

Cause: The data block indicated was corrupt. This was a physical corruption, also called a media corruption. The cause is unknown but is most likely external to the database. If ORA-26040 is also signaled, the corruption is due to NOLOGGING or UNRECOVERABLE operations.

Action: The general method to repair a media corrupt block is to restore a backup and recover the backup. For databases in ARCHIVELOG mode, use block media recovery or media recovery. In some situations, you can also drop the segment and re-create it. For example, you can drop an index and re-create the index.

ORA-01579: write error occurred during recovery

Cause: A write error occurred during recovery

Action: Consult trace files for the nature of the write error, and correct error.

ORA-01580: error creating control backup file *string*

Cause: An operating system error occurred while attempting to create a control file backup.

Action: Check the error stack for more detailed information

ORA-01581: attempt to use rollback segment (*string*) new extent (*string*) which is being allocated

Cause: Undo generated to extend a rollback segment run out of current undo block space and is attempting to write into the new extent which has not been completely allocated.

Action: The rollback segment extending will be rolled back by the system, no more extension will be possible until the next extent is freed up by rolling back or committing other transactions.

ORA-01582: unable to open control file for backup

Cause: An operating system error occurred while attempting to open a control file for backup.

Action: Check the error stack for more detailed information

ORA-01583: unable to get block size of control file to be backed up

Cause: An operating system error occurred while attempting to get the block size of a control file for backup.

Action: Check the error stack for more detailed information

ORA-01584: unable to get file size of control file to be backed up

Cause: An operating system error occurred while attempting to get the file size of a control file for backup.

Action: Check the error stack for more detailed information

ORA-01585: error identifying backup file *string*

Cause: An operating system error occurred when attempting to identify the file to be used for control file backup.

Action: Check the error stack for more detailed information

ORA-01586: database must be mounted EXCLUSIVE and not open for this operation

Cause: Attempting to DROP DATABASE when the database is not mounted EXCLUSIVE.

Action: Mount the database in EXCLUSIVE mode.

ORA-01587: error during control file backup file copy

ORA-01588: must use RESETLOGS option for database open

Cause: An earlier attempt to open the database with the RESETLOGS option did not complete, or recovery was done with a control file backup, or a FLASHBACK DATABASE was done.

Action: Use the RESETLOGS option when opening the database.

ORA-01589: must use RESETLOGS or NORESETLOGS option for database open

Cause: Either incomplete or backup control file recovery has been performed. After these types of recovery you must specify either the RESETLOGS option or the NORESETLOGS option to open your database.

Action: Specify the appropriate option.

ORA-01590: number of segment free list (*string*) exceeds maximum of *string*

Cause: storage parameter FREELIST GROUPS is too large.

Action: Reduce storage parameters FREELIST GROUPS

ORA-01591: lock held by in-doubt distributed transaction *string*

Cause: Trying to access resource that is locked by a dead two-phase commit transaction that is in prepared state.

Action: DBA should query the pending_trans\$ and related tables, and attempt to repair network connection(s) to coordinator and commit point. If timely repair is not possible, DBA should contact DBA at commit point if known or end user for correct outcome, or use heuristic default if given to issue a heuristic commit or abort command to finalize the local portion of the distributed transaction.

ORA-01592: error converting Version 7 rollback segment (*string*) to Oracle 8 format

Cause: Look at the accompanying internal error; Version 7 database may not have shutdown cleanly.

Action: Investigate the internal error; may have to reload the Version 7 database (from backup) and shutdown the database cleanly.

ORA-01593: rollback segment optimal size (*string* blks) is smaller than the computed initial size (*string* blks)

Cause: Specified OPTIMAL size is smaller than the cumulative size of the initial extents during create rollback segment.

Action: Specify a larger OPTIMAL size.

ORA-01594: attempt to wrap into rollback segment (*string*) extent (*string*) which is being freed

Cause: Undo generated to free a rollback segment extent is attempting to write into the same extent due to small extents and/or too many extents to free

Action: The rollback segment shrinking will be rolled back by the system; increase the optimal size of the rollback segment.

ORA-01595: error freeing extent (*string*) of rollback segment (*string*)

Cause: Some error occurred while freeing inactive rollback segment extents.

Action: Investigate the accompanying error.

ORA-01596: cannot specify system in *string* parameter

Cause: The system rollback segment is specified in the INIT.ORA parameter referred to in the error message

Action: change the INIT.ORA parameter

ORA-01597: cannot alter system rollback segment online or offline

Cause: Tried to online or offline the system rollback segment

Action: None

ORA-01598: rollback segment '*string*' is not online

Cause: Could have been taken offline before by DBA or cleaned up by SMON.

Action: Check the status of rollback segment in undo\$ or dba_rollback_segs to make sure the rollback segment is actually online.

ORA-01599: failed to acquire rollback segment (*string*), cache space is full

Cause: the amount statically allocated is not enough based on max_rollback_segments parameter.

Action: For now take another rollback segment offline or increase the parameter max_rollback_segments

ORA-01600: at most one "*string*" in clause "*string*" of *string*

Cause: The INIT.ORA parameter was mis-specified.

Action: Correct the INIT.ORA parameter and restart the instance.

ORA-01601: illegal bucket size in clause "*string*" of *string*

Cause: The bucket size was invalid for this parameter.

Action: Correct the INIT.ORA parameter and restart the instance.

ORA-01603: illegal grouping size in clause "*string*" of *string*

Cause: The grouping size was invalid for this parameter.

Action: Correct the INIT.ORA parameter and restart the instance.

ORA-01604: illegal number range in clause "*string*" of *string*

Cause: The number range was invalid for this parameter.

Action: Correct the INIT.ORA parameter and restart the instance.

ORA-01605: missing numbers in clause "*string*" of *string*

Cause: The numbers were missing for this parameter.

Action: Correct the INIT.ORA parameter and restart the instance.

ORA-01606: parameter not identical to that of another mounted instance

Cause: A parameter was different on two instances.

Action: Modify the initialization parameter and restart.

ORA-01607: cannot add logfile to the specified instance

Cause: The limit on the number of instances supported by the control file has been reached.

Action: Use an instance name supported by the control file, or resize the thread record and/or checkpoint progress record sections of the control file.

ORA-01608: cannot bring rollback segment '*string*' online, its status is (*string*)

Cause: Could have been brought online before by DBA or left as a result of process crash.

Action: Check the status of rollback segment in undo\$ or dba_rollback_segs

ORA-01609: log *string* is the current log for thread *string* - cannot drop members

Cause: A member of the current log for a thread cannot be dropped.

Action: If the thread is opened, request a log switch by the instance that is using it. If it is not open, disable the thread, manually archive the log, or clear it.

ORA-01610: recovery using the BACKUP CONTROLFILE option must be done

Cause: Either an earlier database recovery session specified BACKUP CONTROLFILE, or the control file was recreated with the RESETLOGS option, or the control file being used is a backup control file. After that only BACKUP CONTROLFILE recovery is allowed and it must be followed by a log reset at the next database open.

Action: Perform recovery using the BACKUP CONTROLFILE option.

ORA-01611: thread number *string* is invalid - must be between 1 and *string*

Cause: A thread number in a command is greater than the number of threads supported by the control file.

Action: Use a thread number that is valid, or resize the thread record and/or checkpoint progress record sections of the control file.

ORA-01612: instance *string* (thread *string*) is already enabled

Cause: An attempt was made to enable a thread that is already enabled.

Action: Either use this thread or enable another thread.

ORA-01613: instance *string* (thread *string*) only has *string* logs - at least 2 logs required to enable.

Cause: The thread cannot be enabled because it only has two online log files associated with it.

Action: Add logs to the thread or pick another thread to enable

ORA-01614: instance *string* (thread *string*) is busy - cannot enable

Cause: The mount enqueue for the thread could not be acquired when attempting to enable the thread. This probably means that another process has already started enabling this thread.

Action: Wait and try again, or find another thread to enable.

ORA-01615: instance *string* (thread *string*) is mounted - cannot disable

Cause: Some instance, possibly this one, has allocated the thread for its use. The thread can not be disabled while in use.

Action: Shut the instance down cleanly using the thread.

ORA-01616: instance *string* (thread *string*) is open - cannot disable

Cause: The thread is not closed. The last instance to use the thread died leaving the thread open. A thread cannot be disabled until it is closed. It is still required for crash or instance recovery.

Action: If the database is open, instance recovery should close the thread soon - wait a few minutes. Otherwise open the database - crash recovery will close the thread.

ORA-01617: cannot mount: *string* is not a valid thread number

Cause: The INIT.ORA parameter "thread" is not between 1 and the number of threads allowed by the control file.

Action: Shut down the instance, change the INIT.ORA parameter and startup, or resize the thread record and/or checkpoint progress record sections of the control file.

ORA-01618: redo thread *string* is not enabled - cannot mount

Cause: The INIT.ORA parameter "thread" requests a thread that is not enabled. A thread must be enabled before it can be mounted.

Action: Shutdown the instance, change the INIT.ORA parameter and startup mounting a different thread. If the database is open in another instance then the thread may be enabled.

ORA-01619: thread *string* is mounted by another instance

Cause: The INIT.ORA parameter "thread" requests a thread that has been mounted by another instance. Only one instance may use a thread.

Action: Shutdown the instance, change the INIT.ORA parameter and startup mounting a different thread.

ORA-01620: no public threads are available for mounting

Cause: The INIT.ORA parameter "thread" is zero, its default value. There are no threads which have been publicly enabled, and not mounted.

Action: Shutdown the instance, change the INIT.ORA parameter to a thread which is privately enabled and not mounted. If the database is open in another instance, then a thread may be publicly enabled.

ORA-01621: cannot rename member of current log if database is open

Cause: This is a rename command for a member of the current log for an open thread. If the database is open anywhere, the log may be in use, so the rename cannot be done.

Action: Wait until the log is not current, or mount the database exclusively.

ORA-01622: thread number must be specified - default not specific

Cause: The thread was not specified when adding a log, and the currently mounted thread was chosen by default at mount time. Since the current thread was not specified explicitly the user cannot know which thread the log will be added to.

Action: Explicitly specify the thread number either in the INIT.ORA parameter "thread", or in the add command.

ORA-01623: log *string* is current log for instance *string* (thread *string*) - cannot drop

Cause: A thread's current log cannot be dropped even if the thread is closed. A disabled thread usually does not have a current log, but a half completed disable may need to be disabled again.

Action: If the database is not open then disable the thread. If the database is open and an instance has the thread open, then the instance can be requested to switch logs. If the database is closed the log can be archived or cleared to force a switch.

ORA-01624: log *string* needed for crash recovery of instance *string* (thread *string*)

Cause: A log cannot be dropped or cleared until the thread's checkpoint has advanced out of the log.

Action: If the database is not open, then open it. Crash recovery will advance the checkpoint. If the database is open force a global checkpoint. If the log is corrupted so that the database cannot be opened, it may be necessary to do incomplete recovery until cancel at this log.

ORA-01625: rollback segment '*string*' does not belong to this instance

Cause: Trying to shrink or take a rollback segment offline that does not belong to this instance.

Action: n/a

ORA-01626: rollback segment number '*string*' cannot handle more transactions

Cause: Too many transactions in this segment.

Action: Choose a different rollback segment, or reduce the number of concurrent transactions.

ORA-01627: rollback segment number '*string*' is not online

Cause: Could have been taken offline before by DBA or cleaned up by SMON.

Action: Check the status of rollback segment in undo\$ or dba_rollback_segs to make sure the rollback segment is actually online.

ORA-01628: max # extents (*string*) reached for rollback segment *string*

Cause: An attempt was made to extend a rollback segment that was already at the MAXEXTENTS value.

Action: If the value of the MAXEXTENTS storage parameter is less than the maximum allowed by the system, raise this value.

ORA-01629: max # extents (*string*) reached saving undo for tablespace *string*

Cause: Save undo for the offline tablespace at max extents

Action: Check the storage parameters for the system tablespace. The tablespace needs to be brought back online so the undo can be applied .

ORA-01630: max # extents (*string*) reached in temp segment in tablespace *string*

Cause: A temp segment tried to extend past max extents.

Action: If maxextents for the tablespace is less than the the system maximum, you can raise that. Otherwise, raise pctincrease for the tablespace

ORA-01631: max # extents (*string*) reached in table *string.string*

Cause: A table tried to extend past maxextents

Action: If maxextents is less than the system maximum, raise it. Otherwise, you must recreate with larger initial, next or pctincrease params

ORA-01632: max # extents (*string*) reached in index *string.string*

Cause: An index tried to extend past maxextents

Action: If maxextents is less than the system max, raise it. Otherwise, you must recreate with larger initial, next or pctincrease params.

ORA-01633: Real Application Clusters Option needed for this operation

Cause: System doesn't have Real Application Clusters configured

Action: Obtain Real Application Clusters option

ORA-01634: rollback segment number '*string*' is about to go offline

Cause: The rollback segment specified was marked to go offline by DBA.

Action: Bring the rollback segment online first.

ORA-01635: rollback segment #*string* specified not available

Cause: (same as 1545)

Action: (same as 1545)

ORA-01636: rollback segment '*string*' is already online

Cause: The instance is trying to online an already online RS

Action: n/a

ORA-01637: rollback segment '*string*' is being used by another instance (#*string*)

Cause: The instance is trying to online a RS already in use by another instance

Action: n/a

ORA-01638: parameter *string* does not allow ORACLE version *string* to mount cluster database

Cause: The recovery compatible parameter is set too low to allow this software version to mount in cluster database mode.

Action: Either use an earlier software release or advance the recovery_compatible parameter. If this happens when no recovery_compatible parameter has been specified then set it to the current software release.

ORA-01639: instance *string* has no thread assigned to it

Cause: There is no mapping from instance to thread for this instance in the control file.

Action: Make sure that this instance has a thread assigned to it by adding logfiles to this instance or by starting the instance with an existing thread which will automatically create a mapping.

ORA-01640: cannot make tablespace read-only with changes by in-doubt transactions

Cause: An attempt was made to alter a tablespace read-only while there were changes in the tablespace made by in-doubt distributed transactions. The in-doubt transactions must commit or rollback to ensure that there is no undo for a tablespace before it can be made read-only.

Action: Any in-doubt transactions that made changes to the tablespace must be resolved.

ORA-01641: tablespace '*string*' is not online - cannot add data file

Cause: Attempting to add a datafile to a tablespace that has been set to read-only or offline.

Action: Make the tablespace online and read write then add the datafile.

ORA-01642: begin backup not needed for read-only tablespace '*string*'

Cause: Attempting to begin or end a backup for a tablespace that has been set to read-only.

Action: Take the backup without any begin or end commands. The files are not being modified so the backup will be consistent.

ORA-01643: system tablespace can not be made read-only

Cause: Attempting to set the system tablespace to read-only. The system tablespace must remain read write for database operation.

Action: Leave system tablespace read write.

ORA-01644: tablespace '*string*' is already read-only

Cause: Attempting to make tablespace read-only that is already read-only.

Action: Leave tablespace read-only, or make read write then make read-only again.

ORA-01645: previous attempt to make read write is half complete

Cause: A failure while making the tablespace read write left it read only, but the checkpoint was advanced. The tablespace will not be useable after a resetlogs if its files are offline.

Action: Repeat the command to make the tablespace read write.

ORA-01646: tablespace '*string*' is not read-only - cannot make read write

Cause: Attempting to make a tablespace read write that is not read-only. It may be either online or offline.

Action: Leave tablespace read write.

ORA-01647: tablespace '*string*' is read-only, cannot allocate space in it

Cause: Tried to allocate space in a read-only tablespace

Action: Create the object in another tablespace

ORA-01648: log *string* is the current log of disabled instance *string* (thread *string*)

Cause: An attempt to enable the thread failed after it was half completed. This log was left as the current log even though the thread is still disabled. Since a log switch cannot be done until the thread is enabled, the log can not be cleared or archived.

Action: Complete the thread enable by issuing the enable command again.

ORA-01649: operation not allowed with a backup control file

Cause: An attempt is being made to perform a command that does not make sense when the control file is a restored backup.

Action: Wait until after the database has been opened and try again.

ORA-01650: unable to extend rollback segment *string* by *string* in tablespace *string*

Cause: Failed to allocate an extent of the required number of blocks for a rollback segment in the tablespace.

Action: Use ALTER TABLESPACE ADD DATAFILE statement to add one or more files to the tablespace indicated.

ORA-01651: unable to extend save undo segment by *string* for tablespace *string*

Cause: Failed to allocate an extent of the required number of blocks for saving undo entries for the indicated offline tablespace.

Action: Check the storage parameters for the SYSTEM tablespace. The tablespace needs to be brought back online so the undo can be applied.

ORA-01652: unable to extend temp segment by *string* in tablespace *string*

Cause: Failed to allocate an extent of the required number of blocks for a temporary segment in the tablespace indicated.

Action: Use ALTER TABLESPACE ADD DATAFILE statement to add one or more files to the tablespace indicated.

ORA-01653: unable to extend table *string.string* by *string* in tablespace *string*

Cause: Failed to allocate an extent of the required number of blocks for a table segment in the tablespace indicated.

Action: Use ALTER TABLESPACE ADD DATAFILE statement to add one or more files to the tablespace indicated.

ORA-01654: unable to extend index *string.string* by *string* in tablespace *string*

Cause: Failed to allocate an extent of the required number of blocks for an index segment in the tablespace indicated.

Action: Use ALTER TABLESPACE ADD DATAFILE statement to add one or more files to the tablespace indicated.

ORA-01655: unable to extend cluster *string.string* by *string* in tablespace *string*

Cause: Failed to allocate an extent of the required number of blocks for a cluster segment in tablespace indicated.

Action: Use ALTER TABLESPACE ADD DATAFILE statement to add one or more files to the tablespace indicated.

ORA-01656: max # extents (*string*) reached in cluster *string.string*

Cause: A cluster tried to extend past maxextents

Action: If maxextents is less than the system maximum, raise it. Otherwise, you must recreate with larger initial, next or pctincrease params

ORA-01657: invalid SHRINK option value

Cause: The specified value must be an integer.

Action: Choose an appropriate integer value.

ORA-01658: unable to create INITIAL extent for segment in tablespace *string*

Cause: Failed to find sufficient contiguous space to allocate INITIAL extent for segment being created.

Action: Use ALTER TABLESPACE ADD DATAFILE to add additional space to the tablespace or retry with a smaller value for INITIAL

ORA-01659: unable to allocate MINEXTENTS beyond *string* in tablespace *string*

Cause: Failed to find sufficient contiguous space to allocate MINEXTENTS for the segment being created.

Action: Use ALTER TABLESPACE ADD DATAFILE to add additional space to the tablespace or retry with smaller value for MINEXTENTS, NEXT or PCTINCREASE

ORA-01660: tablespace '*string*' is already permanent

Cause: Attempting to make tablespace permanent that is already permanent.

Action: Leave tablespace permanent.

ORA-01661: tablespace '*string*' is already temporary

Cause: Attempting to make tablespace temporary that is already temporary.

Action: Leave tablespace permanent.

ORA-01662: tablespace '*string*' is non-empty and cannot be made temporary

Cause: Tried to convert a non-empty tablespace to a temporary tablespace

Action: To drop all the objects in the tablespace.

ORA-01663: the contents of tablespace '*string*' is constantly changing

Cause: The contents of the tablespace is always changing between PERMANENT and TEMPORARY.

Action: To decide what the tablespace contents should be and stay with it.

ORA-01664: Transaction which has expanded the Sort Segment has aborted

Cause: Internal Error.

Action: Contact Oracle Support.

ORA-01665: control file is not a standby control file

Cause: Attempting to mount, recover or activate a standby database without a standby control file.

Action: Create a standby control file before attempting to use the database as a standby database.

ORA-01666: control file is for a standby database

Cause: Attempting to mount, recover, or open a standby database without the appropriate command option to designate a standby database.

Action: Use the standby option or appropriate commands, or mount with the primary control file.

ORA-01667: cannot add any more tablespaces: limit of *string* exceeded

Cause: There is no more room in the control file for adding tablespaces.

Action: Resize the control file or drop other tablespaces.

ORA-01668: standby database requires DROP option for offline of data file

Cause: Attempting to take a datafile offline in a standby database without specifying the DROP option. Files that are offline in a standby database are not recovered, and are likely to be unusable if the standby is activated. Note that specifying DROP does not prevent bringing the file online later.

Action: Specify the DROP option or leave the file online.

ORA-01669: standby database control file not consistent

Cause: Attempting to activate a standby database with a control file that has not been recovered to the same point as the data files. Most likely the control file was just copied from the primary database and has not been used for recovery.

Action: Recover the standby database until all the files are consistent.

ORA-01670: new datafile *string* needed for standby database recovery

Cause: Standby database recovery noticed that a file was added to the primary database, but is not available on the standby.

Action: Either copy the file from the primary database or do an ALTER DATABASE CREATE DATAFILE command on the standby to create a file to recover.

ORA-01671: control file is a backup, cannot make a standby control file

Cause: The currently mounted control file is a backup control file, and attempting to create a control file for a standby database.

Action: Complete any needed recovery and open the database with the resetlogs option.

ORA-01672: control file may be missing files or have extra ones

Cause: Attempting to create a standby control file, but the control file was either recently created via CREATE CONTROLFILE or an incomplete recovery has been done. Thus the datafiles in the control file and the ones in the data dictionary may not match.

Action: Open the database, then retry the operation.

ORA-01673: data file *string* has not been identified

Cause: This data file was not in the control file after an incomplete recovery or CREATE CONTROLFILE. Since information from its header is needed for standby database recovery, we can not create a standby control file.

Action: Find the file and bring it online. If desired it may be taken offline again. If you intend to drop this file, then taking it offline with the DROP option will avoid this error.

ORA-01674: data file *string* is an old incarnation rather than current file

Cause: Recovery encountered redo that indicates this file was dropped from the database and another file was added using the same file number. This implies that a CREATE CONTROLFILE command was given the old file which was dropped rather than the latest file.

Action: Rebuild the control file using CREATE CONTROLFILE, and give the correct file.

ORA-01675: max_commit_propagation_delay inconsistent with other instances

Cause: The max_commit_propagation_delay INIT.ORA parameter is inconsistent with those in other instances.

Action: Make sure all instances have the same max_commit_propagation_delay.

ORA-01676: standby file name conversion of '*string*' exceeds maximum length of *string*

Cause: When the given file name was converted to the name used for the standby database, the converted name was bigger than the maximum allowed file name.

Action: Change initialization parameter DB_FILE_NAME_CONVERT or LOG_FILE_NAME_CONVERT to convert to a valid file name.

ORA-01677: standby file name conversion parameters differ from other instance

Cause: The DB_FILE_NAME_CONVERT or LOG_FILE_NAME_CONVERT initialization parameters were not the same as in other instances that already had the database mounted.

Action: Change initialization parameters DB_FILE_NAME_CONVERT or LOG_FILE_NAME_CONVERT to match other instances.

ORA-01678: parameter *string* must be pairs of pattern and replacement strings

Cause: The initialization parameter does not have even number of strings for its value. The odd numbered strings are patterns to be found in file names. The even numbered strings are used to replace the corresponding patterns when found in file names.

Action: Specify even number of strings for the parameter, or omit the parameter.

ORA-01679: database is being opened

Cause: An attempt was made to activate a standby database when the database was in the middle of being opened.

Action: Wait for database open to finish and retry the ACTIVATE command.

ORA-01680: unable to extend LOB segment by *string* in tablespace *string*

Cause: Failed to allocate an extent of the required number of blocks for a LOB segment in the tablespace indicated.

Action: Use ALTER TABLESPACE ADD DATAFILE statement to add one or more files to the tablespace indicated.

ORA-01681: max # extents (*string*) reached in LOB segment in tablespace *string*

Cause: A LOB segment tried to extend past max extents.

Action: If maxextents for the tablespace is less than the the system maximum, you can raise that. Otherwise, raise pctincrease for the tablespace

ORA-01682: read-only DB cannot allocate temporary space in tablespace *string*

Cause: Temporary space (usually for sorting) could not be allocated in either main storage or a tempfile. An attempt was made to allocate the space from the tablespace named, but the database is opened read-only. The database open requires a sort work space.

Action: Either allow sufficient workspace in main storage (SORT_AREA_SIZE initialization parameter), or create a temporary tablespace before making the database read-only. Use ALTER TABLESPACE ADD TEMPFILE statement to add temporary files to the temporary tablespace.

ORA-01683: unable to extend index *string.string* partition *string* by *string* in tablespace *string*

Cause: Failed to allocate an extent of the required number of blocks for index segment in the tablespace indicated.

Action: Use ALTER TABLESPACE ADD DATAFILE statement to add one or more files to the tablespace indicated.

ORA-01684: max # extents (*string*) reached in table *string.string* partition *string*

Cause: A table tried to extend past maxextents

Action: If maxextents is less than the system maximum, raise it. Otherwise, you must recreate with larger initial, next or pctincrease params

ORA-01685: max # extents (*string*) reached in index *string.string* partition *string*

Cause: An index tried to extend past maxextents

Action: If maxextents is less than the system max, raise it. Otherwise, you must recreate with larger initial, next or pctincrease params.

ORA-01686: max # files (*string*) reached for the tablespace *string*

Cause: The number of files for a given tablespace has reached its maximum value

Action: Resize existing files in the tablespace, or partition the objects among multiple tablespaces, or move some objects to a different tablespace.

ORA-01687: specified logging attribute for tablespace '*string*' is same as the existing

Cause: Attempting to change the tablespace default logging attribute (LOGGING or NOLOGGING) to be the same as the existing logging attribute

Action: Change the specified logging attribute

ORA-01688: unable to extend table *string.string* partition *string* by *string* in tablespace *string*

Cause: Failed to allocate an extent of the required number of blocks for table segment in the tablespace indicated.

Action: Use ALTER TABLESPACE ADD DATAFILE statement to add one or more files to the tablespace indicated.

ORA-01689: syntax error in clause "*string*" of *string*

Cause: There was a syntax in the INIT.ORA parameter.

Action: Fix the syntax error and restart the instance.

ORA-01690: sort area size too small

Cause: sort area size too small to fit two records in memory

Action: increase sort_area_size

ORA-01691: unable to extend lob segment *string.string* by *string* in tablespace *string*

Cause: Failed to allocate an extent of the required number of blocks for LOB segment in the tablespace indicated.

Action: Use ALTER TABLESPACE ADD DATAFILE statement to add one or more files to the tablespace indicated.

ORA-01692: unable to extend lob segment *string.string* partition *string* by *string* in tablespace *string*

Cause: Failed to allocate an extent of the required number of blocks for LOB segment in the tablespace indicated.

Action: Use ALTER TABLESPACE ADD DATAFILE statement to add one or more files to the tablespace indicated.

ORA-01693: max # extents (*string*) reached in lob segment *string.string*

Cause: A LOB segment tried to extend past maxextents

Action: If maxextents is less than the system max, raise it. Otherwise, you must recreate with larger initial, next or pctincrease params.

ORA-01694: max # extents (*string*) reached in lob segment *string.string* partition *string*

Cause: A LOB segment tried to extend past maxextents

Action: If maxextents is less than the system max, raise it. Otherwise, you must recreate with larger initial, next or pctincrease params.

ORA-01695: error converting rollback segment *string* to version 8.0.2

Cause: Version 8.0.1 database may not have shutdown cleanly

Action: May have to reload the 8.0.1 database and shutdown cleanly

ORA-01696: control file is not a clone control file

Cause: Attempting to mount, a database as a clone when it is already mounted by another instance not as a clone or attempting to use a current control file for a clone.

Action: Mount without the clone option or use a backup control file and shutdown the other instances before mounting as a clone.

ORA-01697: control file is for a clone database

Cause: Attempting to mount a clone database without the appropriate command option to designate a clone database.

Action: Use the clone option or appropriate commands, or mount with the primary control file.

ORA-01698: a clone database may only have SYSTEM rollback segment online

Cause: Attempting to online a rollback segment in a clone database.

Action: Do not use this command.

ORA-01699: tablespace '*string*' is being imported for point in time recovery

Cause: Attempting to online a tablespace or begin another point in time import while a point in time import is already in progress

Action: Wait until the import completes

ORA-01700: duplicate username in list

ORA-01701: a cluster is not appropriate here

ORA-01702: a view is not appropriate here

Cause: Among other possible causes, this message will be produced if an attempt was made to define an Editioning View over a view.

Action: An Editioning View may only be created over a base table.

ORA-01703: missing SYNONYM keyword

ORA-01704: string literal too long

Cause: The string literal is longer than 4000 characters.

Action: Use a string literal of at most 4000 characters. Longer values may only be entered using bind variables.

ORA-01705: an outer join cannot be specified on a correlation column

ORA-01706: user function result value was too large

ORA-01707: missing LIST keyword

ORA-01708: ACCESS or SESSION expected

ORA-01709: program does not exist

ORA-01710: missing OF keyword

ORA-01711: duplicate privilege listed

ORA-01712: you cannot grant a privilege which you do not have

ORA-01713: GRANT OPTION does not exist for that privilege

ORA-01714: error in execution of user function

ORA-01715: UNIQUE may not be used with a cluster index

Cause: An attempt was made to create a cluster index with the UNIQUE attribute.

Action: Remove UNIQUE from the CREATE INDEX statement.

ORA-01716: NOSORT may not be used with a cluster index

Cause: An attempt was made to create a cluster index using the NOSORT option.

Action: Remove NOSORT from the CREATE INDEX statement.

ORA-01717: seccta: invalid access mode token passed

ORA-01718: BY ACCESS | SESSION clause not allowed for NOAUDIT

Cause: Attempt to specify BY ACCESS | SESSION in a NOAUDIT statement.

Action: Remove BY ACCESS | SESSION.

ORA-01719: outer join operator (+) not allowed in operand of OR or IN

Cause: An outer join appears in an or clause.

Action: If A and B are predicates, to get the effect of (A(+) or B), try (select where (A(+) and not B)) union all (select where (B)).

ORA-01720: grant option does not exist for 'string.string'

Cause: A grant was being performed on a view or a view was being replaced and the grant option was not present for an underlying object.

Action: Obtain the grant option on all underlying objects of the view or revoke existing grants on the view.

ORA-01721: USERENV(COMMITSCN) invoked more than once in a transaction

Cause: The USERENV('COMMITSCN') function can only be used once in a transaction.

Action: Re-write the transaction to use USERENV('COMMITSCN') only once

ORA-01722: invalid number

Cause: The specified number was invalid.

Action: Specify a valid number.

ORA-01723: zero-length columns are not allowed

Cause: Columns with zero length were not allowed.

Action: Correct the use of the column.

ORA-01724: floating point precision is out of range (1 to 126)

Cause: The specified number had an invalid range.

Action: Use a floating point precision that is in the correct precision.

ORA-01725: USERENV('COMMITSCN') not allowed here

Cause: The function USERENV('COMMITSCN') is only allowed as a top-level expression in the VALUES clause of an INSERT statement, and on the right-hand side of an assignment in an UPDATE statement.

Action: Correct the use of the function.

ORA-01726: a table is not appropriate here

ORA-01727: numeric precision specifier is out of range (1 to 38)

ORA-01728: numeric scale specifier is out of range (-84 to 127)

ORA-01729: database link name expected

ORA-01730: invalid number of column names specified

ORA-01731: circular view definition encountered

ORA-01732: data manipulation operation not legal on this view

ORA-01733: virtual column not allowed here

ORA-01734: illegal parameters - EXTENT MIN higher than EXTENT MAX

Cause: A wrong value is specified for the parameter.

Action: Correct the parameter and reissue the statement.

ORA-01735: invalid ALTER TABLE option

ORA-01736: [NOT] SUCCESSFUL expected

ORA-01737: valid modes: [ROW] SHARE, [[SHARE] ROW] EXCLUSIVE, SHARE UPDATE

ORA-01738: missing IN keyword

ORA-01739: missing MODE keyword

ORA-01740: missing double quote in identifier

ORA-01741: illegal zero-length identifier

ORA-01742: comment not terminated properly

Cause: The indicated comment or hint begun with the /* token did not have the terminating */.

Action: Properly terminate the comment or hint with a */.

ORA-01743: only pure functions can be indexed

Cause: The indexed function uses SYSDATE or the user environment.

Action: PL/SQL functions must be pure (RNDS, RNPS, WNDS, WNPS). SQL expressions must not use SYSDATE, USER, USERENV(), or anything else dependent on the session state. NLS-dependent functions are OK.

ORA-01744: inappropriate INTO

ORA-01745: invalid host/bind variable name

ORA-01746: indicator variable not permitted here

ORA-01747: invalid user.table.column, table.column, or column specification

ORA-01748: only simple column names allowed here

ORA-01749: you may not GRANT/REVOKE privileges to/from yourself

ORA-01750: UPDATE/REFERENCES may only be REVOKEd from the whole table, not by column

ORA-01751: Invalid dump undo option

Cause: An invalid option is specified in the ALTER DUMP UNDO command.

Action: Correct and reissue the command.

ORA-01752: cannot delete from view without exactly one key-preserved table

Cause: The deleted table had - no key-preserved tables, - more than one key-preserved table, or - the key-preserved table was an unmerged view.

Action: Redefine the view or delete it from the underlying base tables.

ORA-01753: column definition incompatible with clustered column definition

Cause: An attempt was made to create a table in a cluster and one of the table's clustered columns is not compatible with the corresponding cluster key column.

Action: Make sure that all table columns specified in the CLUSTER clause of the CREATE TABLE statement are compatible with the corresponding columns of the cluster key, as documented. For example, the data type and the declared collation of a clustered table column must be the same as those of the corresponding cluster key column.

ORA-01754: a table may contain only one column of type LONG

Cause: An attempt was made to add a LONG column to a table which already had a LONG column. Note that even if the LONG column currently in the table has already been marked unused, another LONG column may not be added until the unused columns are dropped.

Action: Remove the LONG column currently in the table by using the ALTER TABLE command.

ORA-01755: Must specify an extent number or block number

Cause: Expecting an extent or block number but something else was specified.

Action: Correct the error and reissue the command.

ORA-01756: quoted string not properly terminated

ORA-01757: Must specify an object number

Cause: Expecting an object number but something else was specified.

Action: Correct the error and reissue the command.

ORA-01758: table must be empty to add mandatory (NOT NULL) column

ORA-01759: user function is incorrectly defined

ORA-01760: illegal argument for function

ORA-01761: DML operation does not map to a unique table in the join

Cause: The primary table is the base table against which the update, insert or delete operation is finally being done. For delete either there is no primary table in the join query or there is more than one. For update or insert the columns specified map to more than one base table.

Action: Change the join specification.

ORA-01762: vopdrv: view query block not in FROM

ORA-01763: update or delete involves outer joined table

Cause: For deletes, the table being deleted from is outer joined to some other table. For updates, either the table being updated is outer-joined to some other table, or some table reachable from the primary table is being outer joined to a table not reachable from the primary table.

Action: Change the join specification.

ORA-01764: new update value of join is not guaranteed to be unique

Cause: A row of a join query table is being updated using a row of a table that is not guaranteed to have exactly one value for the row being updated.

Action: Change the join specification.

ORA-01765: specifying owner's name of the table is not allowed

Cause: An attempt was made to rename the object with dotted object name.

Action: Do not specify username.tablename in query for table name.

ORA-01766: dictionary table not allowed in this context

ORA-01767: UPDATE ... SET expression must be a subquery

ORA-01768: number string too long

ORA-01769: duplicate CLUSTER option specifications

Cause: During a CREATE of a clustered table, the user attempted to specify more than one CLUSTER option.

Action: Remove the extra CLUSTER option.

ORA-01770: CLUSTER option not allowed in CREATE CLUSTER command

ORA-01771: illegal option for a clustered table

Cause: During a CREATE or ALTER of a clustered table, the user attempted to enter one or more of the following options: INITRANS, MAXTRANS, PCTFREE, PCTUSED, STORAGE, TABLESPACE. These options may only be specified for the cluster itself.

Action: Remove the illegal option(s).

ORA-01772: Must specify a value for LEVEL

Cause: Expecting the value of LEVEL but something else was specified.

Action: Correct the error and reissue the command.

ORA-01773: may not specify column datatypes in this CREATE TABLE

Cause: Column data types or virtual columns were specified in a SELECT statement used to create and load a table directly.

Action: Remove the column data types and virtual columns. The data types of the SELECT list expressions are automatically used as the column data types.

ORA-01774: Dump undo option specified more than once

Cause: The same option for ALTER DUMP UNDO was specified twice.

Action: Remove the redundant options and reissue the command.

ORA-01775: looping chain of synonyms

ORA-01776: cannot modify more than one base table through a join view

Cause: Columns belonging to more than one underlying table were either inserted into or updated.

Action: Phrase the statement as two or more separate statements.

ORA-01777: WITH GRANT OPTION not allowed in this system

ORA-01778: maximum subquery nesting level exceeded

ORA-01779: cannot modify a column which maps to a non key-preserved table

Cause: An attempt was made to insert or update columns of a join view which map to a non-key-preserved table.

Action: Modify the underlying base tables directly.

ORA-01780: string literal required

ORA-01781: UNRECOVERABLE cannot be specified without AS SELECT

Cause: UNRECOVERABLE was specified in a CREATE TABLE statement without also specifying a populating subquery with an AS clause.

Action: Do not specify UNRECOVERABLE.

ORA-01782: UNRECOVERABLE cannot be specified for a cluster or clustered table

Cause: A CREATE CLUSTER, or clustered CREATE TABLE statement specified UNRECOVERABLE.

Action: Do not specify UNRECOVERABLE.

ORA-01783: only one RECOVERABLE or UNRECOVERABLE clause may be specified

Cause: RECOVERABLE was specified more than once, UNRECOVERABLE was specified more than once, or both RECOVERABLE and UNRECOVERABLE were specified in a CREATE TABLE or CREATE INDEX or ALTER INDEX REBUILD statement.

Action: Remove all but one of the RECOVERABLE or UNRECOVERABLE clauses and reissue the statement.

ORA-01784: RECOVERABLE cannot be specified with database media recovery disabled

Cause: A CREATE TABLE or CREATE INDEX statement specified RECOVERABLE when the database was running in NOARCHIVELOG mode. Since logs are not being archived, they will be overwritten and the object being created cannot be recovered from a backup taken before the object was created.

Action: Do not specify RECOVERABLE, or restart the database with media recovery enabled.

ORA-01785: ORDER BY item must be the number of a SELECT-list expression

ORA-01786: FOR UPDATE of this query expression is not allowed

ORA-01787: only one clause allowed per query block

ORA-01788: CONNECT BY clause required in this query block

ORA-01789: query block has incorrect number of result columns

ORA-01790: expression must have same datatype as corresponding expression

ORA-01791: not a SELECTed expression

ORA-01792: maximum number of columns in a table or view is 1000

Cause: An attempt was made to create a table or view with more than 1000 columns, or to add more columns to a table or view which pushes it over the maximum allowable limit of 1000. Note that unused columns in the table are counted toward the 1000 column limit.

Action: If the error is a result of a CREATE command, then reduce the number of columns in the command and resubmit. If the error is a result of an ALTER TABLE command, then there are two options: 1) If the table contained unused columns, remove them by executing ALTER TABLE DROP UNUSED COLUMNS before adding new columns; 2) Reduce the number of columns in the command and resubmit.

ORA-01793: maximum number of index columns is 32

ORA-01794: maximum number of cluster columns is 32

ORA-01795: maximum number of expressions in a list is 1000

Cause: Number of expressions in the query exceeded than 1000. Note that unused column/expressions are also counted Maximum number of expressions that are allowed are 1000.

Action: Reduce the number of expressions in the list and resubmit.

ORA-01796: this operator cannot be used with lists

ORA-01797: this operator must be followed by ANY or ALL

ORA-01798: missing EXCEPTION keyword

ORA-01799: a column may not be outer-joined to a subquery

Cause: *expression(+)* *relop* (*subquery*) is not allowed.

Action: Either remove the (+) or make a view out of the subquery. In V6 and before, the (+) was just ignored in this case.

ORA-01800: a literal in the date format was too large to process

ORA-01801: date format is too long for internal buffer

ORA-01802: Julian date is out of range

ORA-01803: failure in getting date/time

ORA-01804: failure to initialize timezone information

Cause: The timezone information file was not properly read.

Action: Please contact Oracle Customer Support.

ORA-01805: possible error in date/time operation

Cause: The timezone files on client and server do not match. Operation can potentially result in incorrect results based on local timezone file.

Action: Please ensure client and server timezone versions are same.

ORA-01810: format code appears twice

ORA-01811: Julian date precludes use of day of year

ORA-01812: year may only be specified once

ORA-01813: hour may only be specified once

ORA-01814: AM/PM conflicts with use of A.M./P.M.

ORA-01815: BC/AD conflicts with use of B.C./A.D.

ORA-01816: month may only be specified once

ORA-01817: day of week may only be specified once

ORA-01818: 'HH24' precludes use of meridian indicator

ORA-01819: signed year precludes use of BC/AD

ORA-01820: format code cannot appear in date input format

ORA-01821: date format not recognized

ORA-01822: era format code is not valid with this calendar

ORA-01830: date format picture ends before converting entire input string

ORA-01831: year conflicts with Julian date

ORA-01832: day of year conflicts with Julian date

ORA-01833: month conflicts with Julian date

ORA-01834: day of month conflicts with Julian date

ORA-01835: day of week conflicts with Julian date

ORA-01836: hour conflicts with seconds in day

ORA-01837: minutes of hour conflicts with seconds in day

ORA-01838: seconds of minute conflicts with seconds in day

ORA-01839: date not valid for month specified

ORA-01840: input value not long enough for date format

ORA-01841: (full) year must be between -4713 and +9999, and not be 0
Cause: Illegal year entered
Action: Input year in the specified range

ORA-01842: quarter must be between 1 and 4

ORA-01843: not a valid month

ORA-01844: week of year must be between 1 and 52

ORA-01845: week of month must be between 1 and 5

ORA-01846: not a valid day of the week

ORA-01847: day of month must be between 1 and last day of month

ORA-01848: day of year must be between 1 and 365 (366 for leap year)

ORA-01849: hour must be between 1 and 12

ORA-01850: hour must be between 0 and 23

ORA-01851: minutes must be between 0 and 59

ORA-01852: seconds must be between 0 and 59

ORA-01853: seconds in day must be between 0 and 86399

ORA-01854: julian date must be between 1 and 5373484
Cause: An invalid Julian date was entered.
Action: Enter a valid Julian date between 1 and 5373484.

ORA-01855: AM/A.M. or PM/P.M. required

ORA-01856: BC/B.C. or AD/A.D. required

ORA-01857: not a valid time zone

ORA-01858: a non-numeric character was found where a numeric was expected
Cause: The input data to be converted using a date format model was incorrect. The input data did not contain a number where a number was required by the format model.

Action: Fix the input data or the date format model to make sure the elements match in number and type. Then retry the operation.

ORA-01859: a non-alphabetic character was found where an alphabetic was expected

Cause: The input data to be converted using a date format model was incorrect. The input data did not contain a letter where a letter was required by the format model.

Action: Fix the input data or the date format model to make sure the elements match in number and type. Then retry the operation.

ORA-01860: week of year must be between 1 and 53

ORA-01861: literal does not match format string

Cause: Literals in the input must be the same length as literals in the format string (with the exception of leading whitespace). If the "FX" modifier has been toggled on, the literal must match exactly, with no extra whitespace.

Action: Correct the format string to match the literal.

ORA-01862: the numeric value does not match the length of the format item

Cause: When the FX and FM format codes are specified for an input date, then the number of digits must be exactly the number specified by the format code. For example, 9 will not match the format specifier DD but 09 will.

Action: Correct the input date or turn off the FX or FM format specifier in the format string.

ORA-01863: the year is not supported for the current calendar

Cause: The year is not supported for the current calendar.

Action: Please check the documentation to find out what years are supported for the current calendar.

ORA-01864: the date is out of range for the current calendar

Cause: Your calendar doesn't extend to the specified date.

Action: Specify a date which is legal for this calendar.

ORA-01865: not a valid era

Cause: Era input does not match a known era.

Action: Provide a valid era on input.

ORA-01866: the datetime class is invalid

Cause: This is an internal error.

Action: Please contact Oracle Worldwide Support.

ORA-01867: the interval is invalid

Cause: The character string you specified is not a valid interval.

Action: Please specify a valid interval.

ORA-01868: the leading precision of the interval is too small

Cause: The leading precision of the interval is too small to store the specified interval.

Action: Increase the leading precision of the interval or specify an interval with a smaller leading precision.

ORA-01869: reserved for future use

ORA-01870: the intervals or datetimes are not mutually comparable

Cause: The intervals or datetimes are not mutually comparable.

Action: Specify a pair of intervals or datetimes that are mutually comparable.

ORA-01871: the number of seconds must be less than 60

Cause: The number of seconds specified was greater than 59.

Action: Specify a value for seconds that is 59 or smaller.

ORA-01872: reserved for future use

ORA-01873: the leading precision of the interval is too small

Cause: The leading precision of the interval is too small to store the specified interval.

Action: Increase the leading precision of the interval or specify an interval with a smaller leading precision.

ORA-01874: time zone hour must be between -15 and 15

Cause: The time zone hour specified was not in the valid range.

Action: Specify a time zone hour between -15 and 15.

ORA-01875: time zone minute must be between -59 and 59

Cause: The time zone minute specified was not in the valid range.

Action: Specify a time zone minute between -59 and 59.

ORA-01876: year must be at least -4713

Cause: The specified year was not in range.

Action: Specify a year that is greater than or equal to -4713.

ORA-01877: string is too long for internal buffer

Cause: This is an internal error.

Action: Please contact Oracle Worldwide Support.

ORA-01878: specified field not found in datetime or interval

Cause: The specified field was not found in the datetime or interval.

Action: Make sure that the specified field is in the datetime or interval.

ORA-01879: the hh25 field must be between 0 and 24

Cause: The specified hh25 field was not in the valid range.

Action: Specify an hh25 field between 0 and 24.

ORA-01880: the fractional seconds must be between 0 and 999999999

Cause: The specified fractional seconds were not in the valid range.

Action: Specify a value for fractional seconds between 0 and 999999999.

ORA-01881: timezone region ID is invalid

Cause: The region ID referenced an invalid region.

Action: Contact Oracle Support Services.

ORA-01882: timezone region not found

Cause: The specified region name was not found.

Action: Contact Oracle Support Services.

ORA-01883: overlap was disabled during a region transition

Cause: The region was changing state and the overlap flag was disabled.

Action: Please contact Oracle Customer Support.

ORA-01884: divisor is equal to zero

Cause: An attempt was made to divide by zero.

Action: Avoid zero divisor.

ORA-01885: public synonym collides with Oracle-supplied schema name

Cause: The public synonym was the same as the Oracle-supplied schema name.

Action: Use either a different synonym or a different schema name.

ORA-01890: NLS error detected

Cause: An NLS error was detected.

Action: Look for additional error messages and take appropriate action. If there are no additional errors, call Oracle Worldwide Support.

ORA-01891: Datetime/Interval internal error

Cause: Internal error.

Action: Please contact Oracle Worldwide Support.

ORA-01898: too many precision specifiers

Cause: While trying to truncate or round dates, extra data was found in the date format picture

Action: Check the syntax of the date format picture and retry.

ORA-01899: bad precision specifier

ORA-01900: LOGFILE keyword expected

Cause: keyword missing

Action: supply missing keyword

ORA-01901: ROLLBACK keyword expected

Cause: keyword missing

Action: supply missing keyword

ORA-01902: SEGMENT keyword expected

Cause: keyword missing

Action: supply missing keyword

ORA-01903: EVENTS keyword expected

Cause: keyword missing

Action: supply missing keyword

ORA-01904: DATAFILE keyword expected

Cause: keyword missing

Action: supply missing keyword

ORA-01905: STORAGE keyword expected

Cause: keyword missing

Action: supply missing keyword

ORA-01906: BACKUP keyword expected

Cause: keyword missing

Action: supply missing keyword

ORA-01907: TABLESPACE keyword expected

Cause: keyword missing

Action: supply missing keyword

ORA-01908: EXISTS keyword expected

Cause: keyword missing

Action: supply missing keyword

ORA-01909: REUSE keyword expected

Cause: keyword missing

Action: supply missing keyword

ORA-01910: TABLES keyword expected

Cause: keyword missing

Action: supply missing keyword

ORA-01911: CONTENTS keyword expected

Cause: keyword missing

Action: supply missing keyword

ORA-01912: ROW keyword expected

Cause: keyword missing

Action: supply missing keyword

ORA-01913: EXCLUSIVE keyword expected

Cause: keyword missing

Action: supply missing keyword

ORA-01914: invalid auditing option for sequence numbers

Cause: AUDIT or NOAUDIT on a sequence number specifies an auditing option that is not legal for sequence numbers.

Action: The following options may not be used for sequence numbers and should be removed: COMMENT, DELETE, INDEX, INSERT, LOCK, RENAME, UPDATE, REFERENCES, EXECUTE

ORA-01915: invalid auditing option for views

Cause: AUDIT or NOAUDIT on a view specifies an auditing option that is not legal for views.

Action: The following options may not be used for views and should be removed: ALTER, INDEX, REFERENCES, EXECUTE

ORA-01916: keyword ONLINE, OFFLINE, RESIZE, AUTOEXTEND, END, DROP, ENABLE, REMOVE, SUSPEND, ENCRYPT, or DECRYPT expected

Cause: An expected keyword was not used for the data file or the temporary file clause. Note the ENCRYPT and DECRYPT keywords are only applicable to the data file.

Action: Use the correct syntax.

ORA-01917: user or role '*string*' does not exist

Cause: There is not a user or role by that name.

Action: Re-specify the name.

ORA-01918: user '*string*' does not exist

Cause: User does not exist in the system.

Action: Verify the user name is correct.

ORA-01919: role '*string*' does not exist

Cause: Role by that name does not exist.

Action: Verify you are using the correct role name.

ORA-01920: user name '*string*' conflicts with another user or role name

Cause: There is already a user or role with that name.

Action: Specify a different user name.

ORA-01921: role name '*string*' conflicts with another user or role name

Cause: There is already a user or role with that name.

Action: Specify a different role name.

ORA-01922: CASCADE must be specified to drop '*string*'

Cause: Cascade is required to remove this user from the system. The user own's object which will need to be dropped.

Action: Specify cascade.

ORA-01923: CASCADE aborted, objects locked by another user

Cause: Cannot drop the user's objects; someone has them locked.

Action: Use the lock monitor to determine who has the objects locked.

ORA-01924: role '*string*' not granted or does not exist

Cause: Either the role was not granted to the user, or the role did not exist.

Action: Create the role or grant the role to the user and retry the operation.

ORA-01925: unused error

ORA-01926: cannot GRANT to a role WITH GRANT OPTION

Cause: Role cannot have a privilege with the grant option.

Action: Perform the grant without the grant option.

ORA-01927: cannot REVOKE privileges you did not grant

Cause: You can only revoke privileges you granted.

Action: Don't revoke these privileges.

ORA-01928: GRANT option not granted for all privileges

Cause: In order to grant a privilege, you must first have the privilege with the grant option.

Action: Obtain the privilege with the grant option and try again.

ORA-01929: no privileges to GRANT

Cause: "ALL" was specified but the user doesn't have any privileges with the grant option.

Action: Don't grant privileges on that object.

ORA-01930: auditing the object is not supported

Cause: AUDIT or NOAUDIT was specified for an object that cannot be audited.

Action: Don't attempt to AUDIT the object.

ORA-01931: cannot grant *string* to a role

Cause: An attempt to grant privileges to a role failed. UNLIMITED TABLESPACE, REFERENCES, INDEX, Administrative Privileges like SYSDBA, SYSOPER, SYSASM, SYSBACKUP, SYSDG, SYSKM, and SYSRAC cannot be granted to a role.

Action: Grant privilege directly to the user. For administrative privilege grants, some additional restrictions apply : * SYSBACKUP, SYSDG or SYSKM administrative privileges can be granted only when the password file is in format "12" or higher. * SYSASM administrative privilege can be granted, only when connected to an ASM instance. * SYSRAC administrative privilege cannot be granted to a user because only operating system authentication is supported for SYSRAC privilege.

ORA-01932: ADMIN option not granted for role '*string*'

Cause: The operation requires the admin option on the role.

Action: Obtain the grant option and re-try.

ORA-01933: cannot create a stored object using privileges from a role

Cause: An attempt was made to create a stored object using privileges from a role. Stored objects cannot use privileges from roles.

Action: Grant the privileges required to the user directly.

ORA-01934: circular role grant detected

Cause: Roles cannot be granted circularly. Also, a role cannot be granted to itself.

Action: Do not perform the grant.

ORA-01935: missing user or role name

Cause: A user or role name was expected.

Action: Specify a user or role name.

ORA-01936: cannot specify owner when creating users or roles

Cause: Users and roles do not have owners.

Action: Don't specify an owner.

ORA-01937: missing or invalid role name

Cause: A valid role name was expected.

Action: Specify a valid role name.

ORA-01938: IDENTIFIED BY must be specified for CREATE USER

Cause: Cannot create a user without specifying a password or "IDENTIFIED EXTERNALLY".

Action: Specify one of the password clauses.

ORA-01939: only the ADMIN OPTION can be specified

Cause: System privileges and roles can only be granted with the admin option. The grant option cannot be used with system privileges and roles. The delegate option cannot be used with system privileges.

Action: Specify the admin option.

ORA-01940: cannot drop a user that is currently connected

Cause: Attempt was made to drop a user that is currently logged in.

Action: Make sure user is logged off, then repeat command.

ORA-01941: SEQUENCE keyword expected

Cause: keyword missing

Action: supply missing keyword

ORA-01942: IDENTIFIED BY and EXTERNALLY cannot both be specified

Cause: A user cannot be specified to have and not have a password.

Action: Specify only one of the options.

ORA-01943: IDENTIFIED BY already specified

Cause: The identified clause has been given twice.

Action: Use only one identified by clause.

ORA-01944: IDENTIFIED EXTERNALLY already specified

Cause: The identified externaly clause has been given twice.

Action: Use only one identified clause.

ORA-01945: DEFAULT ROLE[S] already specified

Cause: The default roles clause has been given twice.

Action: Use only on default role clause.

ORA-01946: DEFAULT TABLESPACE already specified

Cause: The default tablespace clause has been given twice.

Action: Use only one default tablespace clause.

ORA-01947: TEMPORARY TABLESPACE already specified

Cause: The temporary tablespace clause has been given twice.

Action: Use only one temporary tablespace clause.

ORA-01948: identifier's name length (*string*) exceeds maximum (*string*)

Cause: A name has been specified that is too long. For example, `dbms_session.is_role_enabled()` specifies a role name that is too long.

Action: Change the application or command to use a correct identifier.

ORA-01949: ROLE keyword expected

Cause: The role keyword is required here.

Action: Specify the role keyword.

ORA-01950: no privileges on tablespace '*string*'

Cause: User does not have privileges to allocate an extent in the specified tablespace.

Action: Grant the user the appropriate system privileges or grant the user space resource on the tablespace.

ORA-01951: ROLE '*string*' not granted to '*string*'

Cause: The role you tried to revoke was not granted to the user.

Action: Don't try to revoke a privilege which is not granted.

ORA-01952: system privileges not granted to 'string'

Cause: A system privilege you tried to revoke was not granted to the user.

Action: Make sure the privileges you are trying to revoke are granted.

ORA-01953: command no longer valid, see ALTER USER

Cause: The syntax for assigning quotas on tablespaces has changed. The ALTER USER command is now used to perform the functionality

Action: Use the alter user command instead.

ORA-01954: DEFAULT ROLE clause not valid for CREATE USER

Cause: Default roles cannot be specified for create user.

Action: Grant and alter the user's default roles after creating the user.

ORA-01955: DEFAULT ROLE 'string' not granted to user

Cause: The user being altered does not have the specified role granted directly to the user. Note, sub-roles cannot be used in the default role clause.

Action: Grant the role to the user.

ORA-01956: invalid command when OS_ROLES are being used

Cause: This command cannot be used when the INIT.ORA parameter OS_ROLES is TRUE.

Action: Grant the role to the user in the operating system.

ORA-01957: Keyword MIN or MAX expected, not found

ORA-01958: Must supply an integer for the LAYER option

ORA-01959: Must supply an integer for the OPCODE option

ORA-01960: Invalid dump logfile option

ORA-01961: Invalid dump option

ORA-01962: Must specify a file number or log sequence number

ORA-01963: Must specify a block number

ORA-01964: Must specify a time for the TIME option

ORA-01965: Must specify a PERIOD

ORA-01966: DEFAULT COLLATION already specified

Cause: The default collation clause was specified twice.

Action: Use only one default collation clause.

ORA-01967: invalid option for CREATE CONTROLFILE

Cause: An invalid CREATE CONTROLFILE option is present.

Action: Specify only valid CREATE CONTROLFILE options.

ORA-01968: Only specify RESETLOGS or NORESETLOGS once

Cause: The keyword RESETLOGS or NORESETLOGS has appeared more than once

Action: Be sure to specify RESETLOGS or NORESETLOGS exactly once.

ORA-01969: You must specify RESETLOGS or NORESETLOGS

Cause: Missing a RESETLOGS or a NORESETLOGS

Action: Be sure to specify RESETLOGS or NORESETLOGS exactly once.

ORA-01970: You must specify a database name for CREATE CONTROLFILE

Cause: Missing a database name

Action: Retype CREATE CONTROLFILE command with the DATABASE keyword.

ORA-01971: Illegal ALTER TRACING option

ORA-01972: Must specify a string for ALTER TRACING ENABLE or DISABLE

ORA-01973: Missing change number

Cause: Keyword "CHANGE" found but change number not specified.

Action: Fix command line and resubmit

ORA-01974: Illegal archive option

Cause: Not a valid option to the "ALTER SYSTEM ARCHIVE" command

Action: n/a

ORA-01975: Illegal character in change number *string*

ORA-01976: Missing change number

ORA-01977: Missing thread number

Cause: Keyword "THREAD" found but thread number not specified.

Action: Fix command line and resubmit

ORA-01978: Missing sequence number

Cause: Keyword "SEQUENCE" found but sequence number not specified.

Action: Fix command line and resubmit

ORA-01979: missing or invalid password for role '*string*'

Cause: An attempt was made to enable a role without giving the proper password.

Action: Use the IDENTIFIED BY clause in SET ROLE to specify the correct password.

ORA-01980: error during OS ROLE initialization

Cause: An OS error occurred while loading a users OS ROLES.

Action: Check the OS error.

ORA-01981: CASCADE CONSTRAINTS must be specified to perform this revoke

Cause: During this revoke some foreign key constraints will be removed. In order to perform this automatically, CASCADE CONSTRAINTS must be specified.

Action: Remove the constraints or specify CASCADE CONSTRAINTS.

ORA-01982: invalid auditing option for tables

Cause: AUDIT or NOAUDIT on a table specifies an auditing option that is not legal for tables.

Action: The following options may not be used for tables and should be removed: REFERENCES, EXECUTE

ORA-01983: invalid auditing option for DEFAULT

Cause: AUDIT or NOAUDIT on a DEFAULT specifies an auditing option that is not legal for DEFAULT.

Action: The following options may not be used for DEFAULT and should be removed: REFERENCES

ORA-01984: invalid auditing option for procedures/packages/functions

Cause: AUDIT or NOAUDIT on a DEFAULT specifies an auditing option that is not legal for procedures, packages, or functions.

Action: The following options may not be used for procedures, packages, and functions and should be removed: all but EXECUTE

ORA-01985: cannot create user as LICENSE_MAX_USERS parameter exceeded

Cause: Maximum users in the database license limit exceeded.

Action: Increase license limit.

ORA-01986: OPTIMIZER_GOAL is obsolete

Cause: An obsolete parameter, OPTIMIZER_GOAL, was referenced.

Action: Use the OPTIMIZER_MODE parameter.

ORA-01987: client os username is too long

Cause: A client's os username is too long for the os logon to succeed.

Action: Use a shorter os username.

ORA-01988: remote os logon is not allowed

Cause: Remote os login attempted when not allowed.

Action: Use a local client, or use the remote_os_authent system parameter to turn on remote os logon.

ORA-01989: role '*string*' not authorized by operating system

Cause: The os role does not exist, is not granted to you, or you did not provide the correct password.

Action: Re-attempt the SET ROLE with a valid os role and password, if necessary.

ORA-01990: error opening password file '*string*'

Cause: The password file either did not exist or was inaccessible.

Action: Ensure that the file exists and is accessible.

ORA-01991: invalid password file '*string*'

ORA-01992: error closing password file '*string*'

ORA-01993: error writing password file '*string*'

ORA-01994: GRANT failed: password file missing or disabled

Cause: The operation failed either because the INIT.ORA parameter REMOTE_LOGIN_PASSWORDFILE was set to NONE or else because the password file was missing.

Action: Create the password file using the orapwd tool and set the INIT.ORA parameter REMOTE_LOGIN_PASSWORDFILE to EXCLUSIVE.

ORA-01995: error reading password file '*string*'

ORA-01996: GRANT failed: password file '*string*' is full

ORA-01997: GRANT failed: user '*string*' is IDENTIFIED GLOBALLY

Cause: An attempt was made to grant administrative privileges to a user account, which was created as IDENTIFIED GLOBALLY. This is only allowed in an ASM; not in a database instance.

Action: When connected to a database instance, try granting the administrative privilege to a user whose account is managed by the database (as opposed to managed by a directory server, as is the case with accounts which are IDENTIFIED GLOBALLY).

ORA-01998: REVOKE failed: user SYS always has SYSOPER and SYSDBA

Cause: An attempt was made to revoke SYSOPER or SYSDBA administrative privileges from the SYS user which is not allowed.

Action: Try revoking administrative privilege from users other than SYS.

ORA-01999: password file cannot be updated in SHARED mode

Cause: An attempt was made to perform one of the following operations, but none of these operations are allowed while the INIT.ORA parameter REMOTE_LOGIN_PASSWORDFILE is set to SHARED and password file is in READ ONLY mode. - Attempting to change password for an administrative privileged user either using ALTER USER DDL statement or SQL*Plus PASSWORD command, or OCIPasswordChange API. - Attempting to grant administrative privileges to a user. - Attempting to revoke administrative privileges from a user. - Attempting to drop an administrative privileged user. If the password file was created in 12.2 format, then the following additional operations are disallowed when REMOTE_LOGIN_PASSWORDFILE parameter is set to SHARED. - An ALTER USER DDL statement making changes to an administrative privileged user's account status, password profile assignment, identification type, password expiration timestamp. - An ALTER PROFILE or DROP PROFILE CASCADE DDL statement for a password profile, which is assigned to an administrative privileged user.

Action: Set the INIT.ORA parameter to EXCLUSIVE, shutdown and restart the database instance and retry the operation.

ORA-02000: missing *string* keyword

ORA-02001: user SYS is not permitted to create indexes with freelist groups

Cause: user tried to create an index while running with sys authorization.

Action: n/a

ORA-02002: error while writing to audit trail

ORA-02003: invalid USERENV parameter

ORA-02004: security violation

Cause: This error code is never returned to a user. It is used as a value for column, audit_trail.returncode, to signal that a security violation occurred.

Action: None

ORA-02005: implicit (-1) length not valid for this bind or define datatype

ORA-02006: invalid packed decimal format string

ORA-02007: can't use ALLOCATE or DEALLOCATE options with REBUILD

Cause: Allocate or deallocate storage and rebuild index are not compatible.

Action: Choose one or the other.

ORA-02008: non-zero scale specified for nonnumeric column

ORA-02009: the size specified for a file must not be zero

Cause: A value of zero was specified in a SIZE or RESIZE clause of a file specification.

Action: Use correct syntax, or, if allowed, omit the SIZE or RESIZE clause.

ORA-02010: missing host connect string

ORA-02011: duplicate database link name

ORA-02012: missing USING keyword

ORA-02013: missing CONNECT keyword

ORA-02014: cannot select FOR UPDATE from view with DISTINCT, GROUP BY, etc.

Cause: An attempt was made to select FOR UPDATE from a view which had not been merged because the view used syntax (for example, DISTINCT or GROUP BY) preventing the merge, or because of initialization file parameter settings.

Action: Determine the reason the view will not merge and, if possible, make changes so that it can.

ORA-02015: cannot select FOR UPDATE from remote table

Cause: An attempt was made to select FOR UPDATE on a remote table (directly, or via a view) that had abstract data type columns, and the view or select list contained abstract data type columns or non-column items.

Action: To attempt a select FOR UPDATE, use a view or select list that consists only of base columns from the remote table, none of which may be abstract data type columns.

ORA-02016: cannot use a subquery in a START WITH on a remote database

ORA-02017: integer value required

ORA-02018: database link of same name has an open connection

ORA-02019: connection description for remote database not found

ORA-02020: too many database links in use

Cause: The current session has exceeded the INIT.ORA open_links maximum.

Action: Increase the open_links limit, or free up some open links by committing or rolling back the transaction and canceling open cursors that reference remote databases.

ORA-02021: DDL operations are not allowed on a remote database

Cause: An attempt was made to use a DDL operation on a remote database. For example, "CREATE TABLE tablename@remotedbname ...".

Action: To alter the remote database structure, you must connect to the remote database with the appropriate privileges.

ORA-02022: remote statement has unoptimized view with remote object

Cause: The local view is unoptimized and contains references to objects at the remote database and the statement must be executed at the remote database.

Action: Create a similar view on the remote database and modify the violating view in the SQL statement with the new view@remote.

ORA-02023: START WITH or CONNECT BY predicate cannot be evaluated by remote data base

ORA-02024: database link not found

Cause: Database link to be dropped is not found in dictionary

Action: Correct the database link name

ORA-02025: all tables in the SQL statement must be at the remote database

Cause: The user's SQL statement references tables from multiple databases. The remote database is not Oracle V7 or above, and can perform updates only if it can reference all tables in the SQL statement.

Action: n/a

ORA-02026: missing LINK keyword

Cause: keyword missing

Action: supply missing keyword

ORA-02027: multi-row UPDATE of LONG column is not supported

Cause: A bind variable with length greater than 4000 bytes is being used to update a column, and the update statement updates more than one row.

Action: You may only update a single row with such a bind variable.

ORA-02028: fetching an exact number of rows is not supported by the server

Cause: The server does not support UPIALL, so the fetch of an exact number of rows cannot be emulated on the user side.

Action: Connect to a valid server or do not use an exact fetch.

ORA-02029: missing FILE keyword

Cause: keyword missing

Action: supply missing keyword

ORA-02030: can only select from fixed tables/views

Cause: An attempt is being made to perform an operation other than a retrieval from a fixed table/view.

Action: You may only select rows from fixed tables/views.

ORA-02031: no ROWID for fixed tables or for external-organized tables

Cause: An attempt is being made to access rowid from a fixed table or from a external-organized table.

Action: Do not access ROWID from a fixed table or from a external-organized table.

ORA-02032: clustered tables cannot be used before the cluster index is built

Cause: User attempted to perform a DML statement on a clustered table for which no cluster index has yet been created.

Action: Create the cluster index.

ORA-02033: a cluster index for this cluster already exists

Cause: A cluster index already exists for the cluster.

Action: None

ORA-02034: speed bind not permitted

Cause: Speed bind not allowed with supplied bind variables. Trapped internally by the system.

Action: None

ORA-02035: illegal bundled operation combination

Cause: User requested that the UPI bundled execution call perform an illegal combination of operations.

Action: See documentation for legal operation combinations.

ORA-02036: too many variables to describe with automatic cursor open

Cause: User requested that the UPI bundled execution call perform automatic cursor open and close on a describe operation. There were too many select-list items or bind variables to do this.

Action: open and close cursor explicitly

ORA-02037: uninitialized speed bind storage

Cause: User attempted a UPI bundled execution call containing a standalone execute operation without first performing a UPI bundled execution call containing a bind operation.

Action: perform a UPI bundled execution call with bind before performing a bundled execution call with execute

ORA-02038: define is not allowed for array type

Cause: User attempted to define a select list variable of type "array". Arrays may only serve as host bind variables.

Action: n/a

ORA-02039: bind by value is not allowed for array type

Cause: User attempted to bind an array host variable by value. Arrays may only be bound by reference.

Action: n/a

ORA-02040: remote database *string* does not support two-phase commit

Cause: the database was potentially updated but does not support prepare to commit (as determined by its logon transaction traits). The transaction was rolled back.

Action: Do not attempt to update the remote database unless it is the only database updated in one transaction.

ORA-02041: client database did not begin a transaction

Cause: internal error

Action: contact support

ORA-02042: too many distributed transactions

Cause: the distributed transaction table was full because too many distributed transactions were active.

Action: Run fewer transactions. If you are sure you don't have too many concurrent distributed transactions, this indicates an internal error and support should be notified. Instance shutdown/restart would be a work-around.

ORA-02043: must end current transaction before executing *string*

Cause: a transaction is in progress and one of the following commands is issued: COMMIT FORCE, ROLLBACK FORCE, or ALTER SYSTEM ENABLE DISTRIBUTED RECOVERY in single process mode.

Action: COMMIT or ROLLBACK the current transaction and resubmit command.

ORA-02044: transaction manager login denied: transaction in progress

Cause: a remote transaction manager tried to log in while a distributed transaction is in progress.

Action: end the current transaction (this is a protocol error from a remote transaction manager)

ORA-02045: too many local sessions participating in global transaction

Cause: too many sessions at this site for this transaction.

Action: use an existing link so another session need not be created.

ORA-02046: distributed transaction already begun

Cause: internal error or error in external transaction manager. A server session received a begin_tran RPC before finishing with a previous distributed tran.

Action: n/a

ORA-02047: cannot join the distributed transaction in progress

Cause: Either a transaction is in progress against a remote database that does not fully support two phase commit, and an update is attempted on another database, or updates are pending and an attempt is made to update a different database that does not fully support two phase commit.

Action: complete the current transaction and then resubmit the update request.

ORA-02048: attempt to begin distributed transaction without logging on

Cause: client program must issue a distributed transaction login.

Action: contact support.

ORA-02049: timeout: distributed transaction waiting for lock

Cause: "The number of seconds specified in the distributed_lock_timeout initialization parameter were exceeded while waiting for a lock or for a begin transaction hash collision to end."

Action: Treat this timeout as a deadlock. Roll back the transaction and try again.

ORA-02050: transaction *string* rolled back, some remote DBs may be in-doubt

Cause: network or remote failure in 2PC.

Action: Notify operations; remote DBs will automatically re-sync when the failure is repaired.

ORA-02051: another session or branch in same transaction failed or finalized

Cause: A session at the same site with the same global transaction ID failed. The failure could also be caused by an application error if an attempt was made to update the database while another tightly coupled transaction branch with the same global transaction ID was finalized or aborted.

Action: No action necessary as the transaction will be automatically recovered. In the case of an application error, make sure there are no more updates to the database once the transaction manager has started two-phase commit for tightly coupled distributed transaction.

ORA-02052: remote transaction failure at *string*

Cause: error in remote transaction at given DBLINK

Action: retry

ORA-02053: transaction *string* committed, some remote DBs may be in-doubt

Cause: network or remote failure in 2PC.

Action: Notify operations; remote DBs will automatically re-sync when the failure is repaired.

ORA-02054: transaction *string* in-doubt

Cause: network or remote failure in 2PC.

Action: Notify operations; DBs will automatically re-sync when the failure is repaired. Monitor pending_trans\$ for final outcome.

ORA-02055: distributed update operation failed; rollback required

Cause: a failure during distributed update operation may not have rolled back all effects of the operation. Since some sites may be inconsistent, the transaction must roll back to a savepoint or entirely

Action: rollback to a savepoint or rollback transaction and resubmit

ORA-02056: 2PC: *string*: bad two-phase command number *string* from *string*

Cause: two-phase commit protocol error.

Action: recovery of transaction attempted. Monitor pending_trans\$ table to ensure correct resolution. Contact support.

ORA-02057: 2PC: *string*: bad two-phase recovery state number *string* from *string*

Cause: internal error in two-phase recovery protocol

Action: contact support

ORA-02058: no prepared transaction found with ID *string*

Cause: no transaction with local_tran_id or global_tran_id found in the pending_trans\$ table in prepared state.

Action: check the pending_trans\$ table.

ORA-02059: ORA-2PC-CRASH-TEST-*string* in commit comment

Cause: This is a special comment used to test the two phase commit.

Action: Don't use this special comment (%s a number 1-10)

ORA-02060: select for update specified a join of distributed tables

Cause: tables in a join with the for update clause must reside at the same DB.

Action: n/a

ORA-02061: lock table specified list of distributed tables

Cause: tables in a lock table statement must reside at the same DB.

Action: issue multiple lock table commands.

ORA-02062: distributed recovery received DBID *string*, expected *string*

Cause: a database link at a coordinator no longer points to the expected database. Link may have been redefined, or a different DB mounted.

Action: restore link definition or remote database.

ORA-02063: preceding *stringstring* from *stringstring*

Cause: an Oracle error was received from a remote database link.

Action: refer to the preceding error message(s)

ORA-02064: distributed operation not supported

Cause: One of the following unsupported operations was attempted: 1. array execute of a remote update with a subquery that references a dblink, or 2. an update of a long column with bind variable and an update of a second column with a subquery that both references a dblink and a bind variable, or 3. a commit is issued in a coordinated session from an RPC procedure call with OUT parameters or function call.

Action: simplify remote update statement

ORA-02065: illegal option for ALTER SYSTEM

Cause: The option specified for ALTER SYSTEM is not supported

Action: refer to the user manual for option supported

ORA-02066: missing or invalid DISPATCHERS text

Cause: A character string literal was expected, but not found, following ALTER SYSTEM SET DISPATCHERS

Action: place the string literal containing the dispatcher's specification after ALTER SYSTEM SET DISPATCHERS

ORA-02067: transaction or savepoint rollback required

Cause: A failure (typically a trigger or stored procedure with multiple remote updates) occurred such that the all-or-nothing execution of a previous Oracle call cannot be guaranteed.

Action: rollback to a previous savepoint or rollback the transaction and resubmit.

ORA-02068: following severe error from *stringstring*

Cause: A severe error (disconnect, fatal Oracle error) received from the indicated database link. See following error text.

Action: Contact the remote system administrator.

ORA-02069: global_names parameter must be set to TRUE for this operation

Cause: A remote mapping of the statement is required but cannot be achieved because global_names should be set to TRUE for it to be achieved

Action: Issue alter session set global_names = true if possible

ORA-02070: database *stringstring* does not support *string* in this context

Cause: The remote database does not support the named capability in the context in which it is used.

Action: Simplify the SQL statement.

ORA-02071: error initializing capabilities for remote database *string*

Cause: Could not load a remote-specified capability table.

Action: Contact support for the remote SQL*Connect product.

ORA-02072: distributed database network protocol mismatch

Cause: This should never happen between different PRODUCTION releases of ORACLE, but may happen between alpha and beta releases, for example.

Action: Upgrade the older release.

ORA-02073: sequence numbers not supported in remote updates

Cause: Sequence numbers may not be used in INSERTS, UPDATES, or DELETES on remote tables.

Action: n/a

ORA-02074: cannot *string* in a distributed transaction

Cause: A commit or rollback was attempted from session other than the parent of a distributed transaction.

Action: Only commit or rollback from the parent session.

ORA-02075: another instance changed state of transaction *string*

Cause: A commit force or rollback force was issued from a session in another instance.

Action: Check if another Oracle instance is performing recovery of pending transactions. Query DBA_2PC_PENDING to determine the new state of the transaction.

ORA-02076: sequence not co-located with updated table or long column

Cause: all referenced sequences must be co-located with the table with the long column.

Action: n/a

ORA-02077: selects of long columns must be from co-located tables

Cause: if a select returns long columns from multiple tables, all the tables must be co-located

Action: n/a

ORA-02078: invalid setting for ALTER SYSTEM FIXED_DATE

ORA-02079: cannot join a committing distributed transaction

Cause: Once a transaction branch is prepared, no more new transaction branches are allowed to start, nor is the prepared transaction branch allowed to be joined.

Action: Check the application code as this is an XA protocol violation.

ORA-02080: database link is in use

Cause: a transaction is active or a cursor is open on the database link given in the alter session close database link *link* command.

Action: commit or rollback, and close all cursors

ORA-02081: database link is not open

Cause: dblink given is not currently open.

Action: n/a

ORA-02082: a loopback database link must have a connection qualifier

Cause: An attempt was made to create a database link with the same name as the current database.

Action: a loopback database link needs a trailing qualifier, for example MYDB.EXAMPLE.COM@INST1 - the '@INST1' is the qualifier

ORA-02083: database name has illegal character '*string*'

Cause: supplied database name can contain only A-Z, 0-9, '_', '#', '\$' '.' and '@' characters.

Action: n/a

ORA-02084: database name is missing a component

Cause: supplied database name cannot contain a leading '.', trailing '.' or '@', or two '.' or '@' in a row.

Action: n/a

ORA-02085: database link *string* connects to *string*

Cause: a database link connected to a database with a different name. The connection is rejected.

Action: create a database link with the same name as the database it connects to, or set global_names=false.

ORA-02086: database (link) name is too long

Cause: database/database link name can have at most 128 characters.

Action: n/a

ORA-02087: object locked by another process in same transaction

Cause: A database link is being used in the cluster database environment that loops back to the same instance. One session is trying to convert a lock that was obtained by the other session.

Action: Get the more restrictive lock first. For example, if session 1 gets a share lock and session 2 gets an exclusive lock on the same object, get the exclusive lock first. Or, simply use the same session to access the object.

ORA-02088: distributed database option not installed

Cause: Remote and distributed updates and transactions are a separately priced option in ORACLE V7.

Action: n/a

ORA-02089: COMMIT is not allowed in a subordinate session

Cause: COMMIT was issued in a session that is not the two-phase commit global coordinator.

Action: Issue commit at the global coordinator only.

ORA-02090: network error: attempted callback+passthru

Cause: internal error.

Action: n/a

ORA-02091: transaction rolled back

Cause: Also see error 2092. If the transaction is aborted at a remote site then you will only see 2091; if aborted at host then you will see 2092 and 2091.

Action: Add rollback segment and retry the transaction.

ORA-02092: out of transaction table slots for distributed transaction

Cause: The transaction is assigned to the system rollback segment and is trying to get into the PREPARED state, but the required number of non-PREPARED slots are not available, hence the transaction is rolled back.

Action: Add a rollback segment and retry the transaction.

ORA-02093: TRANSACTIONS_PER_ROLLBACK_SEGMENT(*string*) more than maximum possible(*string*)

Cause: Value of parameter specified is greater than allowed on this port.

Action: Use default or reduce it to less than max.

ORA-02094: replication option not installed

Cause: The replication option was not installed at this site. Updatable materialized views, deferred RPCs, and other replication features were, therefore, unavailable.

Action: Install the replication option. The replication option is not part of the Oracle Server product and must be purchased separately. Contact an Oracle Sales representative if the replication option needs to be purchased.

ORA-02095: specified initialization parameter cannot be modified

Cause: The specified initialization parameter is not modifiable

Action: n/a

ORA-02096: specified initialization parameter is not modifiable with this option

Cause: Though the initialization parameter is modifiable, it cannot be modified using the specified command.

Action: Check the DBA guide for information about under what scope the parameter may be modified

ORA-02097: parameter cannot be modified because specified value is invalid

Cause: Though the initialization parameter is modifiable, the modified value is not acceptable to the parameter.

Action: Check the DBA guide for range of acceptable values for this parameter.

ORA-02098: error parsing index-table reference (:I)

Cause: An incorrect index-table (:I) syntax was encountered.

Action: This syntax is for oracle internal use only.

ORA-02100 to ORA-04099

ORA-02100: PCC: out of memory (i.e., could not allocate)

ORA-02101: PCC: inconsistent cursor cache (uce/cuc mismatch)

ORA-02102: PCC: inconsistent cursor cache (no cuc entry for this uce)

ORA-02103: PCC: inconsistent cursor cache (out-of-range cuc ref)

ORA-02104: PCC: inconsistent host cache (no cuc available)

ORA-02105: PCC: inconsistent cursor cache (no cuc entry in cache)

ORA-02106: PCC: inconsistent cursor cache (OraCursor nr is bad)

ORA-02107: PCC: this pgm too old for run-time library: please re-PCC it

ORA-02108: PCC: invalid descriptor passed to run-time library

ORA-02109: PCC: inconsistent host cache (out-of-range sit ref)

ORA-02110: PCC: inconsistent host cache (invalid sqi type)

ORA-02111: PCC: heap consistency error

ORA-02112: PCC: SELECT..INTO returns too many rows

ORA-02140: invalid tablespace name

Cause: An identifier does not follow ALTER TABLESPACE.

Action: Specify a tablespace name following ALTER TABLESPACE.

ORA-02141: invalid OFFLINE option

Cause: An option other than NORMAL or IMMEDIATE follows OFFLINE.

Action: The user must either specify no option following OFFLINE or one of the options NORMAL or IMMEDIATE.

ORA-02142: missing or invalid ALTER TABLESPACE option

Cause: A valid option was not present.

Action: Use one of the valid options: add, rename, default, online, offline, read only, read write, begin, end, no, force, retention guarantee and retention noguarantee.

ORA-02143: invalid STORAGE option

Cause: An option other than INITIAL, NEXT, MINEXTENTS, MAXEXTENTS, or PCTINCREASE was specified in the STORAGE clause.

Action: Specify only valid options.

ORA-02144: no option specified for ALTER CLUSTER

Cause: No ALTER CLUSTER options are specified.

Action: Specify one or more of the following options: pctfree, pctused, size, storage.

ORA-02145: missing STORAGE option

Cause: No STORAGE options were specified following STORAGE (

Action: Specify one or more STORAGE option between the parentheses.

ORA-02146: SHARED specified multiple times

Cause: The SHARED option was specified in a CREATE DATABASE statement multiple times.

Action: Only specify the SHARED option once.

ORA-02147: conflicting SHARED/EXCLUSIVE options

Cause: Both the SHARED and EXCLUSIVE options were specified in a CREATE DATABASE statement.

Action: Specify SHARED or EXCLUSIVE, but not both.

ORA-02148: EXCLUSIVE specified multiple times

Cause: The EXCLUSIVE option was specified in a CREATE DATABASE statement multiple times.

Action: Only specify the EXCLUSIVE option once.

ORA-02149: Specified partition does not exist

Cause: Partition not found for the object.

Action: Retry with correct partition name.

ORA-02150: invalid new tablespace name

Cause: The new tablespace name specified in ALTER TABLESPACE RENAME TO statement was invalid.

Action: Retry with a valid new tablespace name.

ORA-02151: invalid tablespace name: *string*

Cause: Oracle cannot create a tablespace whose name starts with '_\$deleted\$'.

Action: Try a different tablespace name.

ORA-02152: Invalid ALTER TABLESPACE ... RENAME option

Cause: An option other than DATAFILE or TO follows by ALTER TABLESPACE ... RENAME.

Action: The user must specify either DATAFILE or TO following ALTER TABLESPACE ... RENAME.

ORA-02153: invalid VALUES password string

Cause: An encoded password string does not follow the VALUES clause.

Action: Place a proper encoded password string after the VALUES clause.

ORA-02154: a tablespace with the name '*string*' is found

Cause: An attempt to rename a tablespace to a new name failed because the new name is already used by some other tablespace.

Action: Retry with a different new name.

ORA-02155: invalid DEFAULT tablespace identifier

Cause: An identifier does not follow DEFAULT TABLESPACE.

Action: Place a tablespace name after DEFAULT TABLESPACE.

ORA-02156: invalid TEMPORARY tablespace identifier

Cause: An identifier does not follow TEMPORARY TABLESPACE.

Action: Place a tablespace name after TEMPORARY TABLESPACE.

ORA-02157: no options specified for ALTER USER

Cause: No options were specified.

Action: Specify at least one ALTER USER option.

ORA-02158: invalid CREATE INDEX option

Cause: An option other than COMPRESS, NOCOMPRESS, PCTFREE, INITRANS, MAXTRANS, STORAGE, TABLESPACE, PARALLEL, NOPARALLEL, RECOVERABLE, UNRECOVERABLE, LOGGING, NOLOGGING, LOCAL, or GLOBAL was specified.

Action: Choose one of the valid CREATE INDEX options.

ORA-02159: installed DLM does not support releasable locking mode

Cause: The parameter file specified gc_* parameters that allow locks to be release by the LCK process when not in use. This mode requires additional support from the DLM that is not available.

Action: Specify configuration parameters that do not require the additional function.

ORA-02160: index-organized table can not contain columns of type LONG

Cause: A column of type LONG defined for index-organized table.

Action: Do not use columns of type LONG in index-organized tables.

ORA-02161: invalid value for MAXLOGFILES

Cause: A number does not follow MAXLOGFILES.

Action: Specify a number after MAXLOGFILES.

ORA-02162: invalid value for MAXDATAFILES

Cause: A number does not follow MAXDATAFILES.

Action: Specify a number after MAXDATAFILES.

ORA-02163: invalid value for FREELIST GROUPS

Cause: A number does not follow FREELIST GROUPS.

Action: Specify a number after FREELIST GROUPS.

ORA-02164: DATAFILE clause specified more than once

Cause: The CREATE DATABASE command contains more than one DATAFILE clause.

Action: Specify at most one DATAFILE clause.

ORA-02165: invalid option for CREATE DATABASE

Cause: An invalid CREATE DATABASE option is present.

Action: Specify only valid CREATE DATABASE options.

ORA-02166: ARCHIVELOG and NOARCHIVELOG specified

Cause: Both ARCHIVELOG and NOARCHIVELOG are specified in a CREATE DATABASE statement.

Action: Specify at most one of these two options.

ORA-02167: LOGFILE clause specified more than once

Cause: The CREATE DATABASE command contains more than one LOGFILE clause.

Action: Specify at most one LOGFILE clause.

ORA-02168: invalid value for FREELISTS

Cause: A number does not follow FREELISTS

Action: Specify a number after FREELISTS

ORA-02169: FREELISTS storage option not allowed

Cause: The user attempted to specify the FREELISTS storage option. This option may only be specified during create table or create index.

Action: Remove these options and retry the statement.

ORA-02170: FREELIST GROUPS storage option not allowed

Cause: The user attempted to specify the FREELIST GROUPS storage option. This option may only be specified during create table and when allow_freelist_groups INIT.ORA is specified.

Action: Remove this option and retry the statement or set the allow_freelist_groups INIT.ORA parameter.

ORA-02171: invalid value for MAXLOGHISTORY

Cause: A number does not follow MAXLOGHISTORY

Action: Specify a number after MAXLOGHISTORY

ORA-02172: The PUBLIC keyword is not appropriate for a disable thread

Cause: The PUBLIC keyword was specified for a disable.

Action: Remove the keyword and resubmit.

ORA-02173: invalid option for DROP TABLESPACE

Cause: Either a token other than INCLUDING was found following the tablespace name or some text was found following INCLUDING CONTENTS.

Action: Place nothing or only INCLUDING CONTENTS after the tablespace name.

ORA-02174: Missing required thread number

Cause: Must specify thread number after THREAD keyword

Action: n/a

ORA-02175: invalid rollback segment name

Cause: In the CREATE or DROP ROLLBACK SEGMENT statements, an identifier was not found following ROLLBACK SEGMENT.

Action: Place the segment name following ROLLBACK SEGMENT.

ORA-02176: invalid option for CREATE ROLLBACK SEGMENT

Cause: An invalid option was specified in a CREATE ROLLBACK SEGMENT statement.

Action: Specify one of the valid options: TABLESPACE and STORAGE.

ORA-02177: Missing required group number

Cause: Must specify group number after GROUP keyword

Action: n/a

ORA-02178: correct syntax is: SET TRANSACTION READ { ONLY | WRITE }

Cause: There is a syntax error in the user's statement.

Action: Correct the syntax as indicated.

ORA-02179: valid options: ISOLATION LEVEL { SERIALIZABLE | READ COMMITTED }

Cause: There is a syntax error in the user's statement.

Action: Correct the syntax as indicated.

ORA-02180: invalid option for CREATE TABLESPACE

Cause: An invalid option appeared.

Action: Specify one of the valid options: DATAFILE, DEFAULT STORAGE, ONLINE, OFFLINE, FORCE, RETENTION, IN SHARD.

ORA-02181: invalid option to ROLLBACK WORK

Cause: A token other than TO follows ROLLBACK [WORK].

Action: Place nothing or TO SAVEPOINT *name* after ROLLBACK [WORK].

ORA-02182: savepoint name expected

Cause: An identifier does not follow ROLLBACK [WORK] TO [SAVEPOINT].

Action: Place a savepoint name following TO [SAVEPOINT].

ORA-02183: valid options: ISOLATION_LEVEL { SERIALIZABLE | READ COMMITTED }

Cause: There is a syntax error in the user's statement.

Action: Correct the syntax as indicated.

ORA-02184: resource quotas are not allowed in REVOKE

Cause: In a revoke statement, a resource quota was specified.

Action: Specify resource privilege without the quota.

ORA-02185: a token other than WORK follows COMMIT

Cause: A token other than WORK follows COMMIT.

Action: Place either nothing or WORK after COMMIT.

ORA-02186: tablespace resource privilege may not appear with other privileges

Cause: An attempt was made to grant or revoke a resource quota in the same statement in which other privileges are granted or revoked.

Action: Use a separate grant or revoke statement for the resource quota privilege.

ORA-02187: invalid quota specification

Cause: The user attempted to grant a tablespace quota above the upper limit.

Action: Grant a smaller tablespace quota.

ORA-02188: Cannot enable instance publicly

Cause: An attempt was made to publicly enable a thread associated with an instance.

Action: Leave out the PUBLIC keyword.

ORA-02189: ON *tablespace* required

Cause: In a grant or revoke statement, the user specified a tablespace quota but did not follow it with the ON *tablespace* clause.

Action: Specify the tablespace on which the quota is to be applied with the ON *tablespace* clause.

ORA-02190: keyword TABLES expected

Cause: The keyword TABLES is expected following DROP CLUSTER *name* INCLUDING.

Action: Place TABLES after INCLUDING.

ORA-02191: correct syntax is: SET TRANSACTION USE ROLLBACK SEGMENT *rb*

Cause: There is a syntax error in the user's statement.

Action: Correct the syntax as indicated.

ORA-02192: PCTINCREASE not allowed for rollback segment storage clauses

Cause: pctincrease was specified in a create or alter rollback segment

Action: reissue statement without the pctincrease clause

ORA-02194: event specification syntax error *string* (minor error *string*) near '*string*'

Cause: There is a syntax error in an event specification.

Action: Fix the error.

ORA-02195: Attempt to create *string* object in a *string* tablespace

Cause: The object type is inconsistent with a tablespace contents.

Action: Create an object in a different tablespace, or change the user defaults.

ORA-02196: PERMANENT/TEMPORARY option already specified

Cause: In CREATE TABLESPACE, the PERMANENT and/or TEMPORARY options were specified more than once.

Action: n/a

ORA-02197: file list already specified

Cause: In CREATE TABLESPACE, more than one DATAFILE/TEMPFILE clause was specified.

Action: Merge the DATAFILE/TEMPFILE clauses into a single clause.

ORA-02198: ONLINE/OFFLINE option already specified

Cause: In CREATE TABLESPACE, the ONLINE and/or OFFLINE options were specified more than once.

Action: Specify at most one of ONLINE or OFFLINE.

ORA-02199: missing DATAFILE/TEMPFILE clause

Cause: A CREATE TABLESPACE statement has no DATAFILE/TEMPFILE clause.

Action: Specify a DATAFILE/TEMPFILE clause.

ORA-02200: WITH GRANT OPTION not allowed for PUBLIC

Cause: An attempt was made to GRANT to PUBLIC WITH GRANT OPTION.

Action: Remove the WITH GRANT OPTION clause.

ORA-02201: sequence not allowed here

Cause: An attempt was made to reference a sequence in a from-list.

Action: A sequence can only be referenced in a select-list.

ORA-02202: no more tables permitted in this cluster

Cause: An attempt was made to create a table in a cluster which already contains 32 tables.

Action: Up to 32 tables may be stored per cluster.

ORA-02203: INITIAL storage options not allowed

Cause: The user attempted to alter the INITIAL storage option of a table, cluster, index, or rollback segment. These options may only be specified when the object is created.

Action: Remove these options and retry the statement.

ORA-02204: ALTER, INDEX and EXECUTE not allowed for views

Cause: An attempt was made to grant or revoke an invalid privilege on a view.

Action: Do not attempt to grant or revoke any of ALTER, INDEX, or EXECUTE privileges on views.

ORA-02205: only SELECT and ALTER privileges are valid for sequences

Cause: An attempt was made to grant or revoke an invalid privilege on a sequence.

Action: Do not attempt to grant or revoke DELETE, INDEX, INSERT, UPDATE, REFERENCES or EXECUTE privilege on sequences.

ORA-02206: duplicate INITRANS option specification

Cause: INITRANS is specified more than once.

Action: Specify INITRANS at most once.

ORA-02207: invalid INITRANS option value

Cause: The INITRANS value is not an integer between 1 and 255 and less than or equal to the MAXTRANS value.

Action: Choose a valid INITRANS value.

ORA-02208: duplicate MAXTRANS option specification

Cause: MAXTRANS is specified more than once.

Action: Specify MAXTRANS at most once.

ORA-02209: invalid MAXTRANS option value

Cause: The MAXTRANS value is not an integer between 1 and 255 and greater than or equal to the INITRANS value.

Action: Choose a valid MAXTRANS value.

ORA-02210: no options specified for ALTER TABLE

Cause: No ALTER TABLE option was specified.

Action: Specify at least one alter table option.

ORA-02211: invalid value for PCTFREE or PCTUSED

Cause: The specified value for PCTFREE or PCTUSED is not an integer between 0 and 100.

Action: Choose an appropriate value for the option.

ORA-02212: duplicate PCTFREE option specification

Cause: PCTFREE option specified more than once.

Action: Specify PCTFREE at most once.

ORA-02213: duplicate PCTUSED option specification

Cause: PCTUSED option specified more than once.

Action: Specify PCTUSED at most once.

ORA-02214: duplicate BACKUP option specification

Cause: The BACKUP option to ALTER TABLE is specified more than once.

Action: Specify the option at most once.

ORA-02215: duplicate tablespace name clause

Cause: There is more than one TABLESPACE clause in the CREATE TABLE, CREATE INDEX, or CREATE ROLLBACK SEGMENT statement.

Action: Specify at most one TABLESPACE clause.

ORA-02216: tablespace name expected

Cause: A tablespace name was not present where required by the syntax for the failing statement.

Action: Specify a tablespace name where required by the syntax.

ORA-02217: duplicate storage option specification

Cause: A storage option (INITIAL, NEXT, MINEXTENTS, MAXEXTENTS, PCTINCREASE) is specified more than once.

Action: Specify all storage options at most once.

ORA-02218: invalid INITIAL storage option value

Cause: The specified value must be an integer.

Action: Choose an appropriate integer value.

ORA-02219: invalid NEXT storage option value

Cause: The specified value must be an integer.

Action: Choose an appropriate integer value.

ORA-02220: invalid MINEXTENTS storage option value

Cause: The specified value must be a positive integer less than or equal to MAXEXTENTS.

Action: Specify an appropriate value.

ORA-02221: invalid MAXEXTENTS storage option value

Cause: The specified value must be a positive integer greater than or equal to MINEXTENTS.

Action: Specify an appropriate value.

ORA-02222: invalid PCTINCREASE storage option value

Cause: The specified value must be a positive integer.

Action: Specify an appropriate value.

ORA-02223: invalid OPTIMAL storage option value

Cause: The specified value must be an integer.

Action: Choose an appropriate integer value.

ORA-02224: EXECUTE privilege not allowed for tables

Cause: An attempt was made to grant or revoke an invalid privilege on a table.

Action: Do not attempt to grant or revoke EXECUTE privilege on tables.

ORA-02225: only EXECUTE and DEBUG privileges are valid for procedures

Cause: An attempt was made to grant or revoke an invalid privilege on a procedure, function or package.

Action: Do not attempt to grant or revoke any privilege besides EXECUTE or DEBUG on procedures, functions or packages.

ORA-02226: invalid MAXEXTENTS value (max allowed: *string*)

Cause: The MAXEXTENTS specified is too large for the database block size. This applies only to SYSTEM rollback segment.

Action: Specify a smaller value.

ORA-02227: invalid cluster name

Cause: A cluster name of the form [*identifier .*] *identifier* is expected but not present.

Action: Enter an appropriate cluster name.

ORA-02228: duplicate SIZE specification

Cause: The SIZE option is specified more than once.

Action: Specify the SIZE option at most once.

ORA-02229: invalid SIZE option value

Cause: The specified value must be an integer number of bytes.

Action: Specify an appropriate value.

ORA-02230: invalid ALTER CLUSTER option

Cause: An option other than PCTFREE, PCTUSED, INITRANS, MAXTRANS, STORAGE, or SIZE is specified in an ALTER CLUSTER statement.

Action: Specify only legal options.

ORA-02231: missing or invalid option to ALTER DATABASE

Cause: An option other than ADD, DROP, RENAME, ARCHIVELOG, NOARCHIVELOG, MOUNT, DISMOUNT, OPEN, or CLOSE is specified in the statement.

Action: Specify only legal options.

ORA-02232: invalid MOUNT mode

Cause: A mode other than SHARED or EXCLUSIVE follows the MOUNT keyword in an ALTER DATABASE statement.

Action: Specify either SHARED, EXCLUSIVE, or nothing following MOUNT.

ORA-02233: invalid CLOSE mode

Cause: A mode other than NORMAL or IMMEDIATE follows the CLOSE keyword in an ALTER DATABASE statement.

Action: Specify either NORMAL, IMMEDIATE, or nothing following CLOSE.

ORA-02234: changes to this table are already logged

Cause: the log table to be added is a duplicate of another

Action: Don't add this change log to the system; check that the replication product's system tables are consistent

ORA-02235: this table logs changes to another table already

Cause: the table to be altered is already a change log for another table

Action: Don't log changes to the specified base table to this table; check that the replication product's system tables are consistent

ORA-02236: invalid file name

Cause: A character string literal was not used in the filename list of a LOGFILE, DATAFILE, or RENAME clause.

Action: Use correct syntax.

ORA-02237: invalid file size

Cause: A non-integer value was specified in the SIZE or RESIZE clause.

Action: Use correct syntax.

ORA-02238: filename lists have different numbers of files

Cause: In a RENAME clause in ALTER DATABASE or TABLESPACE, the the number of existing filenames does not equal the number of new filenames.

Action: Make sure there is a new filename to correspond to each existing filename.

ORA-02239: there are objects which reference this sequence

Cause: the sequence to be dropped is still referenced

Action: Make sure the sequence name is correct, or drop the referencing constraint/object

ORA-02240: invalid value for OBJNO or TABNO

Cause: A number does not follow either OBJNO or TABNO.

Action: Specify a number after OBJNO or TABNO.

ORA-02241: must of form EXTENTS (FILE *n* BLOCK *n* SIZE *n*, ...)

Cause: bad extent storage clause

Action: respecify

ORA-02242: no options specified for ALTER INDEX

Cause: No options specified.

Action: Specify at least one of REBUILD, INITRANS, MAXTRANS, or STORAGE.

ORA-02243: invalid ALTER INDEX or ALTER MATERIALIZED VIEW option

Cause: An option other than INITRANS, MAXTRANS, or STORAGE is specified in an ALTER INDEX statement or in the USING INDEX clause of an ALTER MATERIALIZED VIEW statement.

Action: Specify only legal options.

ORA-02244: invalid ALTER ROLLBACK SEGMENT option

Cause: The STORAGE option is expected but not found.

Action: Specify the STORAGE option.

ORA-02245: invalid ROLLBACK SEGMENT name

Cause: An identifier was expected, but not found, following ALTER [PUBLIC] ROLLBACK SEGMENT.

Action: Place a rollback segment name following SEGMENT.

ORA-02246: missing EVENTS text

Cause: A character string literal was expected, but not found, following ALTER SESSION SET EVENTS.

Action: Place the string literal containing the events text after EVENTS.

ORA-02247: no option specified for ALTER SESSION

Cause: The option SET EVENTS was expected, but not found, following ALTER SESSION.

Action: Place the SET EVENTS option after ALTER SESSION.

ORA-02248: invalid option for ALTER SESSION

Cause: Obvious.

Action: see SQL Language Manual for legal options.

ORA-02249: missing or invalid value for MAXLOGMEMBERS

Cause: A valid number does not follow MAXLOGMEMBERS. The value specified must be between 1 and the port-specific maximum number of log file members.

Action: Specify a valid number after MAXLOGMEMBERS.

ORA-02250: missing or invalid constraint name

Cause: The constraint name is missing or invalid.

Action: Specify a valid identifier name for the constraint name.

ORA-02251: subquery not allowed here

Cause: Subquery is not allowed here in the statement.

Action: Remove the subquery from the statement.

ORA-02252: check constraint condition not properly ended

Cause: The specified search condition for the check constraint is not properly ended.

Action: End the condition properly.

ORA-02253: constraint specification not allowed here

Cause: Constraint specification is not allowed here in the statement.

Action: Remove the constraint specification from the statement.

ORA-02254: DEFAULT *expression* not allowed here

Cause: Default value expression is not allowed for the column here in the statement.

Action: Remove the default value expression from the statement.

ORA-02255: obsolete 7.1.5

Cause: Was that defaults must not conflict with not null constraints

Action: n/a

ORA-02256: number of referencing columns must match referenced columns
Cause: The number of columns in the foreign-key referencing list is not equal to the number of columns in the referenced list.

Action: Make sure that the referencing columns match the referenced columns.

ORA-02257: maximum number of columns exceeded

Cause: The number of columns in the key list exceeds the maximum number.

Action: Reduce the number columns in the list.

ORA-02258: duplicate or conflicting NULL and/or NOT NULL specifications

Cause: Self-evident.

Action: Remove the duplicate or conflicting specification.

ORA-02259: duplicate UNIQUE/PRIMARY KEY specifications

Cause: Self-evident.

Action: Remove the duplicate specification.

ORA-02260: table can have only one primary key

Cause: Self-evident.

Action: Remove the extra primary key.

ORA-02261: such unique or primary key already exists in the table

Cause: Self-evident.

Action: Remove the extra key.

ORA-02262: ORA-string occurs while type-checking column default value expression

Cause: New column datatype causes type-checking error for existing column default value expression.

Action: Remove the default value expression or don't alter the column datatype.

ORA-02263: need to specify the datatype for this column

Cause: The required datatype for the column is missing.

Action: Specify the required datatype.

ORA-02264: name already used by an existing constraint

Cause: The specified constraint name has to be unique.

Action: Specify a unique constraint name for the constraint.

ORA-02265: cannot derive the datatype of the referencing column

Cause: The datatype of the referenced column is not defined as yet.

Action: Make sure that the datatype of the referenced column is defined before referencing it.

ORA-02266: unique/primary keys in table referenced by enabled foreign keys

Cause: An attempt was made to truncate a table with unique or primary keys referenced by foreign keys enabled in another table. Other operations not allowed are dropping/truncating a partition of a partitioned table or an ALTER TABLE EXCHANGE PARTITION.

Action: Before performing the above operations the table, disable the foreign key constraints in other tables. You can see what constraints are referencing a table by issuing the following command: `SELECT * FROM USER_CONSTRAINTS WHERE TABLE_NAME = "tabnam";`

ORA-02267: column type incompatible with referenced column type

Cause: The data type or collation of the referencing column was incompatible with the data type or collation of the referenced column.

Action: Select a compatible data type for the referencing column. Also, the collation of a character column in a foreign key must match the collation of the corresponding column in the primary key.

ORA-02268: referenced table does not have a primary key

Cause: The referenced table does not have a primary key.

Action: Specify explicitly the referenced table unique key.

ORA-02269: key column cannot be of LONG datatype

Cause: Self-evident.

Action: Change the datatype of the column, or remove the column from the key.

ORA-02270: no matching unique or primary key for this column-list

Cause: A REFERENCES clause in a CREATE/ALTER TABLE statement gives a column-list for which there is no matching unique or primary key constraint in the referenced table.

Action: Find the correct column names using the ALL_CONS_COLUMNS catalog view

ORA-02271: table does not have such constraint

Cause: Self-evident.

Action: Make sure the specified constraint name is correct.

ORA-02272: constrained column cannot be of LONG datatype

Cause: Self-evident.

Action: Change the datatype of the column, or remove the constraint on the column.

ORA-02273: this unique/primary key is referenced by some foreign keys

Cause: Self-evident.

Action: Remove all references to the key before the key is to be dropped.

ORA-02274: duplicate referential constraint specifications

Cause: Self-evident.

Action: Remove the duplicate specification.

ORA-02275: such a referential constraint already exists in the table

Cause: Self-evident.

Action: Remove the extra constraint.

ORA-02276: default value type incompatible with column type

Cause: The type of the evaluated default expression is incompatible with the datatype of the column.

Action: Change the type of the column, or modify the default expression.

ORA-02277: invalid sequence name

Cause: The specified sequence name is not a valid identifier name.

Action: Specify a valid identifier name for the sequence name.

ORA-02278: duplicate or conflicting MAXVALUE/NOMAXVALUE specifications

Cause: Self-evident.

Action: Remove the duplicate or conflicting specification.

ORA-02279: duplicate or conflicting MINVALUE/NOMINVALUE specifications

Cause: Self-evident.

Action: Remove the duplicate or conflicting specification.

ORA-02280: duplicate or conflicting CYCLE/NOCYCLE specifications

Cause: Self-evident.

Action: Remove the duplicate or conflicting specification.

ORA-02281: duplicate or conflicting CACHE/NOCACHE specifications

Cause: Self-evident.

Action: Remove the duplicate or conflicting specification.

ORA-02282: duplicate or conflicting ORDER/NOORDER specifications

Cause: Self-evident.

Action: Remove the duplicate or conflicting specification.

ORA-02283: cannot alter starting sequence number

Cause: Self-evident.

Action: Don't alter it.

ORA-02284: duplicate INCREMENT BY specifications

Cause: Self-evident.

Action: Remove the duplicate specification.

ORA-02285: duplicate START WITH specifications

Cause: Self-evident.

Action: Remove the duplicate specification.

ORA-02286: no options specified for ALTER SEQUENCE

Cause: Self-evident.

Action: The statement is meaningless without any options.

ORA-02287: sequence number not allowed here

Cause: The specified sequence number (CURRVAL or NEXTVAL) is inappropriate here in the statement.

Action: Remove the sequence number.

ORA-02288: invalid OPEN mode

Cause: A token other than RESETLOGS appears following ALTER DATABASE *name* OPEN.

Action: Either nothing or RESETLOGS should be placed following OPEN.

ORA-02289: sequence does not exist

Cause: The specified sequence does not exist, or the user does not have the required privilege to perform this operation.

Action: Make sure the sequence name is correct, and that you have the right to perform the desired operation on this sequence.

ORA-02290: check constraint (*string.string*) violated

Cause: The values being inserted do not satisfy the named check constraint.

Action: do not insert values that violate the constraint.

ORA-02291: integrity constraint (*string.string*) violated - parent key not found

Cause: A foreign key value has no matching primary key value.

Action: Delete the foreign key or add a matching primary key.

ORA-02292: integrity constraint (*string.string*) violated - child record found

Cause: attempted to delete a parent key value that had a foreign key dependency.

Action: delete dependencies first then parent or disable constraint.

ORA-02293: cannot validate (*string.string*) - check constraint violated

Cause: an alter table operation tried to validate a check constraint to a populated table that had nocomplying values.

Action: Obvious

ORA-02294: cannot enable (*string.string*) - constraint changed during validation

Cause: While one DDL statement was attempting to enable this constraint, another DDL changed this same constraint.

Action: Try again, with only one DDL changing the constraint this time.

ORA-02295: found more than one enable/disable clause for constraint

Cause: a create or alter table specified more than one enable and/or disable clause for a given constraint.

Action: only one enable or disable may be specified for a given constraint.

ORA-02296: cannot enable (*string.string*) - null values found

Cause: an alter table enable constraint failed because the table contains values that do not satisfy the constraint.

Action: Obvious

ORA-02297: cannot disable constraint (*string.string*) - dependencies exist

Cause: an alter table disable constraint failed because the table has foreign keys that are dependent on this constraint.

Action: Either disable the foreign key constraints or use disable cascade

ORA-02298: cannot validate (*string.string*) - parent keys not found

Cause: an alter table validating constraint failed because the table has orphaned child records.

Action: Obvious

ORA-02299: cannot validate (*string.string*) - duplicate keys found

Cause: an alter table validating constraint failed because the table has duplicate key values.

Action: Obvious

ORA-02300: invalid value for OIDGENERATORS

Cause: A number was not specified for the value of OIDGENERATORS.

Action: Specify a number for OIDGENERATORS.

ORA-02301: maximum number of OIDGENERATORS is 255

Cause: A number greater than 255 was specified for the value of OIDGENERATORS.

Action: Make sure the number specified for OIDGENERATORS does not exceed 255.

ORA-02302: invalid or missing type name

Cause: An invalid or missing type name was entered in a statement.

Action: Enter a valid type name in the statement and retry the operation.

ORA-02303: cannot drop or replace a type with type or table dependents

Cause: An attempt was made to drop or replace a type that has type or table dependents.

Action: For DROP TYPE, drop all type(s) and table(s) depending on the type and then retry the operation, or use the FORCE option. For CREATE TYPE, drop all type(s) and table(s) depending on the type and then retry the operation, or drop all table(s) depending on the type and retry with the FORCE option.

ORA-02304: invalid object identifier literal

Cause: An attempt was made to enter an object identifier literal for CREATE TYPE that is either: - not a string of 32 hexadecimal characters - an object identifier that already identifies an existing object - an object identifier different from the original object identifier already assigned to the type

Action: Do not specify the object identifier clause or specify a 32 hexadecimal-character object identifier literal that is unique or identical to the originally assigned object identifier. Then retry the operation.

ORA-02305: only EXECUTE, DEBUG, and UNDER privileges are valid for types

Cause: An attempt was made to GRANT or REVOKE an invalid privilege (not EXECUTE, DEBUG, or UNDER) on a type.

Action: GRANT or REVOKE only the EXECUTE, DEBUG, or UNDER privilege on types.

ORA-02306: cannot create a type that already has valid dependent(s)

Cause: An attempt was made to create a type that already has some valid dependent(s) (these dependents depend on the fact that the type does not exist).

Action: Drop the dependents first before creating the type, or do not create the type.

ORA-02307: cannot alter with REPLACE option a type that is not valid

Cause: An attempt was made to ALTER with REPLACE option a type that is not valid.

Action: Use the CREATE OR REPLACE TYPE command to modify the type.

ORA-02308: invalid option *string* for object type column

Cause: An attempt was made to specify an invalid option, such as PACKED or UNPACKED, for the object type column.

Action: Remove the invalid option from column specification and retry the operation.

ORA-02309: atomic NULL violation

Cause: An attempt was made to access the attributes of a NULL object instance.

Action: Ensure that the object instance is non-NULL before accessing.

ORA-02310: exceeded maximum number of allowable columns in table

Cause: The attributes in the object type column exceeded the maximum number of columns allowed in a table.

Action: Specify fewer attributes for the object type and retry the operation.

ORA-02311: cannot alter with COMPILE option a valid type with type or table dependents

Cause: An attempt was made to ALTER with COMPILE option a type that is valid and has type or table dependents.

Action: No need to perform this operation.

ORA-02313: object type contains non-queryable type *string* attribute

Cause: The specified object type contains a nested attribute whose type is non-queryable.

Action: Use an object type with queryable attribute types.

ORA-02314: illegal use of type constructor

Cause: The statement contains an illegal use of a type constructor.

Action: Refer to the SQL Reference manual for the correct statement syntax.

ORA-02315: incorrect number of arguments for default constructor

Cause: The number of arguments specified for the default constructor doesn't match the number of attributes of the object type.

Action: Specify the correct number of arguments for the default constructor and retry the operation.

ORA-02320: failure in creating storage table for nested table column *string*

Cause: An error occurred while creating the storage table for the specified nested table column.

Action: See the messages that follow for more details. If the situation they describe can be corrected, do so; otherwise contact Oracle Support.

ORA-02322: failure in accessing storage table of the nested table column

Cause: An error occurred while performing DML on the storage table of the nested table column.

Action: If the situation described in the following messages can be corrected, do so; otherwise contact Oracle Support.

ORA-02324: more than one column in the SELECT list of THE subquery

Cause: More than one column was selected in the THE subquery.

Action: Specify only one column in the SELECT list of the THE subquery and retry the operation.

ORA-02327: cannot create index on expression with datatype *string*

Cause: An attempt was made to create an index on a non-indexable expression.

Action: Change the column datatype or do not create the index on an expression whose datatype is one of VARRAY, nested table, object, LOB, or REF.

ORA-02329: column of datatype *string* cannot be unique or a primary key

Cause: An attempt was made to place a UNIQUE or a PRIMARY KEY constraint on a column of datatype VARRAY, nested table, object, LOB, FILE or REF.

Action: Change the column datatype or remove the constraint. Then retry the operation.

ORA-02330: datatype specification not allowed

Cause: An attempt was made to specify the data type in the column constraint specification of an object table.

Action: Remove data type specification and retry the operation.

ORA-02331: cannot create constraint on column of datatype *string*

Cause: An attempt was made to create a constraint on a column possessing a non-constrainable datatype -- VARRAY, nested table, object, LOB, FILE, or REF.

Action: Change the column datatype, or remove the constraint.

ORA-02332: cannot create index on attributes of this column

Cause: An attempt was made to create an index on an attributes of an object type column.

Action: Do not specify the index on the attribute.

ORA-02333: cannot create constraints on attributes of this column

Cause: An attempt was made to create a constraint on an attribute of an object type column.

Action: Remove the constraint or change the object type.

ORA-02334: cannot infer type for column

Cause: A datatype was not declared for this column (in the CREATE TABLE) and an attempt was made to create a constraint on an attribute of this column.

Action: Declare a datatype for the column.

ORA-02335: invalid datatype for cluster column

Cause: An attempt was made to declare a CLUSTER column of datatype object, REF, nested table, VARRAY, LOB, or FILE.

Action: Remove the CLUSTER column or change the datatype of the column.

ORA-02336: column attribute cannot be accessed

Cause: An attempt was made to extract an attribute of an object type column.

Action: Change the object type for the column and retry the operation.

ORA-02337: not an object type column

Cause: An attempt was made to use dotted notation on a non-ADT column; that is, "a.b.c" where "a" is not an object type.

Action: Either change the column type to an object type or do not perform this operation.

ORA-02338: missing or invalid column constraint specification

Cause: A column constraint was not specified.

Action: Remove the column specification or specify a column constraint. Then retry the operation.

ORA-02339: invalid column specification

Cause: An attempt was made to specify the PACKED or UNPACKED keyword for a non-object type column.

Action: Remove the PACKED or UNPACKED keyword in the column specification and retry the operation.

ORA-02340: invalid column specification

Cause: An attempt was made to specify an UNPACKED column within a packed table.

Action: Remove the UNPACKED keyword in the column specification.

ORA-02342: replacement type has compilation errors

Cause: The use of the ALTER...REPLACE statement on a valid type caused a compilation error.

Action: Use the ALTER...REPLACE statement to replace the type with a valid type which does not cause compilation errors.

ORA-02344: cannot revoke execute on a type with table dependents

Cause: An attempt was made to revoke execute on a type that has dependents.

Action: Drop all table(s) depending on the type, then retry the operation, or use the FORCE option.

ORA-02345: cannot create a view with column based on CURSOR operator

Cause: A CURSOR operator was used as one of the SELECT elements in the subquery of a CREATE VIEW or CREATE TABLE ... AS SELECT statement.

Action: Remove the CURSOR operator and replace it with the CAST operator.

ORA-02347: cannot grant privileges on columns of an object table

Cause: An attempt was made to grant privileges on the columns of an object table.

Action: n/a

ORA-02348: cannot create VARRAY column with embedded LOB

Cause: An attempt was made to create a column of a VARRAY type which has an embedded LOB attribute. The LOB could be an attribute of a subtype of the declared type of VARRAY's element.

Action: Remove offending attribute from type. If it is a subtype attribute then declare the VARRAY column NOT SUBSTITUTABLE.

ORA-02349: invalid user-defined type - type is incomplete

Cause: An attempt was made to use an incomplete type definition as a column or table datatype.

Action: Complete the type definition and retry the operation.

ORA-02351: internal error: *string*\n

Cause: An unexpected error condition was detected.

Action: Make a note of the error number and message and contact Oracle Support Services.

ORA-02352: error setting an OCI attribute: *string*\n

Cause: An OCI error has occurred.

Action: The table or column referenced may not be accessible. Contact Oracle Support Services if the problem cannot be resolved.

ORA-02353: error fetching an OCI attribute: *string*\n

Cause: An OCI error has occurred.

Action: The table or column referenced may not be accessible. Contact Oracle Support Services if the problem cannot be resolved.

ORA-02354: error in exporting/importing data\n*string*

Cause: An error has occurred in a stream export or import operation. This message will be followed by another message giving more details about this error.

Action: See export/import documentation for an explanation of the second error message.

ORA-02355: error opening file: *string*\n

Cause: An attempt to open the specified file for data export/import failed.

Action: Review the error message. Resolve the problem and retry the the operation. Contact Oracle Support Services if the problem cannot be resolved.

ORA-02356: The database is out of space. The load cannot continue

Cause: The load was discontinued due to space exhaustion in the database.

Action: Add space for the specified table.

ORA-02357: header in file *string* may not contain correct information\n

Cause: The header may be corrupted.

Action: Contact Oracle Support Services.

ORA-02358: error in exporting or importing data\n

Cause: An error has occurred in a stream export or import operation.

Action: Contact Oracle Support Services.

ORA-02359: database version in file *string* is not valid\n

Cause: The specified file could not be used for this load because its database version was not compatible with the database version in the other files in the DUMPFILE clause.

Action: Verify all the files in the DUMPFILE clause are from the same unload operation.

ORA-02360: fatal error during data export/import initialization\n

Cause: An unexpected error occurred during initialization for data export/import.

Action: Contact Oracle Support Services.

ORA-02361: error while attempting to allocate *number* bytes of memory\n

Cause: An error occurred while trying to allocate memory. This is likely caused by insufficient memory.

Action: Reconnect to the instance and retry the operation.

ORA-02362: error closing file: *string*\n

Cause: An attempt to close the specified file for data export/import failed.

Action: Review the error message. Resolve the problem and retry the the operation. Contact Oracle Support Services if the problem cannot be resolved.

ORA-02363: error reading from file: *string*\n

Cause: An attempt to read from the specified file for data export/import failed.

Action: Review the error message. Resolve the problem and retry the the operation.
Contact Oracle Support Services if the problem cannot be resolved.

ORA-02364: error writing to file: *string*\n

Cause: An attempt to write to the specified file for data export or import failed.

Action: Review the error message. Resolve the problem and retry the the operation.
Contact Oracle Support Services if the problem cannot be resolved.

ORA-02365: error seeking in file: *string*\n

Cause: An attempt to seek to the specified position in file failed.

Action: Review the error message. Resolve the problem and retry the the operation.
Contact Oracle Support Services if the problem cannot be resolved.

ORA-02366: The following index(es) on table *string* were processed:

Cause: The table had some indexes which were loaded if there were no errors.

Action: None

ORA-02367: read ended but had expected more data from file *string*\n

Cause: A truncated or incomplete file was used for the load operation.

Action: Verify unload operation completed successfully and that the files had not been accidentally truncated.

ORA-02368: the following file is not valid for this load operation\n

Cause: A file could not be used for this load. See the following message for more information.

Action: Verify all the files in the DUMPFILE clause are from the same unload operation and that the unload was successful.

ORA-02369: internal number in header in file *string* is not valid\n

Cause: The specified file could not be used for this load because the internal number in the header was not valid.

Action: If the dump files were transferred over, verify the transfer operation was done correctly.

ORA-02370: internal metadata in file *string* is not valid\n

Cause: The specified file could not be used for this load because the internal metadata stored in this file does not match the metadata stored in the first file piece set.

Action: Verify all the files in the DUMPFILE clause are from the same unload operation.

ORA-02371: Loader must be at least version *string.string.string.string.string* for direct path

Cause: The loader being used is incompatible with this version of the kernel.

Action: Upgrade your loader to at least the specified version or use the conventional path.

ORA-02372: data for row: *string* \n

Cause: A conversion error occurred while loading data into a table. The message shows values for the field in the row that had the conversion error.

Action: None. This is only an informational message.

ORA-02373: Error parsing insert statement for table *string*.

Cause: self-evident.

Action: Check the error given below this one.

ORA-02374: conversion error loading table *string.string*

Cause: A row could not be loaded into the table because there was a conversion error for one or more columns in a row.

Action: See the message that follows for more information about the row that could not be loaded. To avoid this error, make sure the definition of the table being imported matches the definition of the table being exported.

ORA-02375: conversion error loading table *string.string* partition *string*

Cause: A row could not be loaded into the table because there was a conversion error for one or more columns in a row.

Action: See the message that follows for more information about the row that could not be loaded. To avoid this error, make sure the definition of the table being imported matches the definition of the table being exported.

ORA-02376: invalid or redundant resource

Cause: a create, or alter profile command which names a resource not yet defined, or try to specify same resource twice.

Action: define resource first

ORA-02377: invalid profile limit *string*

Cause: A value of 0 or lower was specified for the limit.

Action: Specify a limit greater than 0. For password profile parameters, some additional restrictions apply: * For the INACTIVE_ACCOUNT_TIME profile parameter, the specified limit cannot be less than 15 days. * For the PASSWORD_GRACE_TIME profile parameter, 0 is allowed as a permissible value.

ORA-02378: duplicate resource name *string*

ORA-02379: profile *string* already exists

Cause: Try to create a profile which already exist

Action: n/a

ORA-02380: profile *string* does not exist

Cause: Try to assign a user to a non-existent profile

Action: n/a

ORA-02381: cannot drop PUBLIC_DEFAULT profile

Cause: Try to drop PUBLIC_DEFAULT profile

Action: n/a

ORA-02382: profile *string* has users assigned, cannot drop without CASCADE

ORA-02383: illegal cost factor

Cause: Negative or UNLIMITED cost for this resource

Action: n/a

ORA-02390: exceeded COMPOSITE_LIMIT, you are being logged off

ORA-02391: exceeded simultaneous SESSIONS_PER_USER limit

Cause: An attempt was made to exceed the maximum number of concurrent sessions allowed by the SESSION_PER_USER clause of the user profile.

Action: End one or more concurrent sessions or ask the database administrator to increase the SESSION_PER_USER limit of the user profile.

ORA-02392: exceeded session limit on CPU usage, you are being logged off

ORA-02393: exceeded call limit on CPU usage

ORA-02394: exceeded session limit on IO usage, you are being logged off

ORA-02395: exceeded call limit on IO usage

ORA-02396: exceeded maximum idle time, please connect again

Cause: as stated

Action: n/a

ORA-02397: exceeded PRIVATE_SGA limit, you are being logged off

Cause: Only when using TP monitor

Action: expand limit

ORA-02398: exceeded procedure space usage

Cause: Stored procedured used up too much space in SYSTEM Tablespace

Action: Use less stored procedure

ORA-02399: exceeded maximum connect time, you are being logged off

Cause: As stated

Action: n/a

ORA-02401: cannot EXPLAIN view owned by another user

Cause: The view specified in the SQL statement belongs to another user and cannot be explained.

Action: Create a view with the same definition that belongs to current user.

ORA-02402: PLAN_TABLE not found

Cause: The table used by EXPLAIN to store row source information does not exist in the current schema.

Action: Create a plan table in the current schema or use the INTO clause of the statement to put the results of the explain command in an existing plan table.

ORA-02403: plan table does not have correct format

Cause: The explicit plan table does not have the appropriate field definitions.

Action: Redefine the plan table to have the appropriate field definitions.

ORA-02404: specified plan table not found

Cause: The specified plan table does cannot be found.

Action: Create the specified plan table or use an existing plan table.

ORA-02405: invalid sql plan object provided

Cause: The user provided a NULL, empty, or malformed object of type SQL_PLAN_TABLE_TYPE

Action: Provide a new, properly formed object to the function

ORA-02420: missing schema authorization clause

Cause: the AUTHORIZATION clause is missing from a create schema statement.

Action: Precede the schema authorization identifier with the AUTHORIZATION keyword.

ORA-02421: missing or invalid schema authorization identifier

Cause: the schema name is missing or is incorrect in an authorization clause of a create schema statement.

Action: If the name is present, it must be the same as the current schema.

ORA-02422: missing or invalid schema element

Cause: A statement other than a create table, create view, or grant privilege appears in a create schema statement.

Action: Self-evident.

ORA-02423: schema name does not match schema authorization identifier

Cause: a table definition with a schema name prepended to the table name does not match the schema name provided in the authorization clause of a create schema statement.

Action: make sure the schema names match.

ORA-02424: potential circular view references or unknown referenced tables

Cause: the create schema statement contains views that depend on other views in the containing create schema statement or they contain references to unknown tables.

Action: create the dependent views in a separate create schema statement and make sure all referenced tables are either defined in the create schema statement or exist outside the statement.

ORA-02425: create table failed

Cause: a create table statement failed in the create schema statement.

Action: the cause for failure will be presented below this error message. Follow appropriate action(s) as suggested by the subsequent error message.

ORA-02426: privilege grant failed

Cause: a grant privilege statement failed in the create schema statement.

Action: the cause for failure will be presented below this error message. Follow appropriate action(s) as suggested by the subsequent error message.

ORA-02427: create view failed

Cause: a create view statement failed in the create schema statement.

Action: the cause for failure will be presented below this error message. Follow appropriate action(s) as suggested by the subsequent error message.

ORA-02428: could not add foreign key reference

Cause: could not add a foreign key reference because of error in declaration. Either referenced table does not exist or table does not have a unique key.

Action: make sure referenced table exists and/or has unique key

ORA-02429: cannot drop index used for enforcement of unique/primary key

Cause: user attempted to drop an index that is being used as the enforcement mechanism for unique or primary key.

Action: drop the constraint instead of the index.

ORA-02430: cannot enable constraint (*string*) - no such constraint

Cause: the named constraint does not exist for this table.

Action: Obvious

ORA-02431: cannot disable constraint (*string*) - no such constraint

Cause: the named constraint does not exist for this table.

Action: Obvious

ORA-02432: cannot enable primary key - primary key not defined for table

Cause: Attempted to enable a primary key that is not defined for the table.

Action: Need to add a primary key definition for the table.

ORA-02433: cannot disable primary key - primary key not defined for table

Cause: Attempted to disable a primary key tht is not defined for the table.

Action: None

ORA-02434: cannot enable unique(*string*) - unique key not defined for table

Cause: attempted to enable a unique key that is not defined for the table.

Action: None

ORA-02435: cannot disable unique(*string*) - unique key not defined for table

Cause: attempted to disable a unique key that is not deined for the table.

Action: None

ORA-02436: date or system variable wrongly specified in CHECK constraint

Cause: An attempt was made to use a date constant or system variable, such as USER, in a check constraint that was not completely specified in a CREATE TABLE or ALTER TABLE statement. For example, a date was specified without the century.

Action: Completely specify the date constant or system variable. Setting the event 10149 allows constraints like "a1 > '10-MAY-96'", which a bug permitted to be created before version 8.

ORA-02437: cannot validate (*string.string*) - primary key violated

Cause: attempted to validate a primary key with duplicate values or null values.

Action: remove the duplicates and null values before enabling a primary key.

ORA-02438: Column check constraint cannot reference other columns

Cause: attempted to define a column check constraint that references another column.

Action: define it as a table check constraint.

ORA-02439: Unique index on a deferrable constraint is not allowed

Cause: attempted to enable a deferrable primary key/unique constraint that has an existing unique index on the constraint columns.

Action: Drop the index on the constraint columns or make the constraint not deferrable.

ORA-02440: Create as select with referential constraints not allowed

Cause: create table foo (... ref. con. ...) as select ...;

Action: Create the table as select, then alter the table to add the constraints afterwards.

ORA-02441: Cannot drop nonexistent primary key

Cause: alter table drop primary key - primary key does not exist.

Action: None

ORA-02442: Cannot drop nonexistent unique key

Cause: alter table drop unique (*col list*) - unique specification does not exist.

Action: make sure column list for unique constraint is correct.

ORA-02443: Cannot drop constraint - nonexistent constraint

Cause: alter table drop constraint <constraint_name>

Action: make sure you supply correct constraint name.

ORA-02444: Cannot resolve referenced object in referential constraints

Cause: attempted to define foreign key referencing an object which cannot be resolved to a base table reference

Action: referential constraints can only be defined on objects which can be resolve to base table reference

ORA-02445: Exceptions table not found

Cause: the explicitly or implicitly declared exceptions table does not exist.

Action: Create the table then issue the enable command again.

ORA-02446: CREATE TABLE ... AS SELECT failed - check constraint violated

Cause: An attempt was made to use a CREATE TABLE ... AS SELECT statement when some rows violated one or more CHECK constraints.

Action: Do not select rows that violate constraints.

ORA-02447: cannot defer a constraint that is not deferrable

Cause: An attempt was made to defer a nondeferrable constraint

Action: Drop the constraint and create a new one that is deferrable

ORA-02448: constraint does not exist

Cause: The named constraint does not exist

Action: Stop trying to do something with a nonexistent constraint

ORA-02449: unique/primary keys in table referenced by foreign keys

Cause: An attempt was made to drop a table with unique or primary keys referenced by foreign keys in another table.

Action: Before performing the above operations the table, drop the foreign key constraints in other tables. You can see what constraints are referencing a table by issuing the following command: `SELECT * FROM USER_CONSTRAINTS WHERE TABLE_NAME = "tabnam";`

ORA-02450: Invalid hash option - missing keyword IS

Cause: Missing IS keyword.

Action: Specify HASH IS option.

ORA-02451: duplicate HASHKEYS specification

Cause: The HASHKEYS option is specified more than once.

Action: Only specify the HASHKEYS option once.

ORA-02452: invalid HASHKEYS option value

Cause: The specified HASHKEYS option must be an integer value.

Action: Specify an appropriate value.

ORA-02453: duplicate HASH IS specification

Cause: The HASH IS option is specified more than once.

Action: only specify the HASH IS option once.

ORA-02454: Number of hash keys per block (*string*) exceeds maximum of *string*

Cause: The SIZE argument is too small.

Action: Increase the SIZE argument.

ORA-02455: The number of cluster key column must be 1

Cause: When specifying the HASH IS option, the number of key columns must be 1.

Action: Either do not specify the HASH IS option or reduce the number of key columns.

ORA-02456: The HASH IS column specification must be NUMBER(*,0)

Cause: The column specification must specify an integer.

Action: Specify the column definition as type NUMBER(precision, 0).

ORA-02457: The HASH IS option must specify a valid column

Cause: The HASH IS column name is not specified in the cluster definition.

Action: Specify a valid column name.

ORA-02458: HASHKEYS must be specified for a HASH CLUSTER

Cause: The HASHKEYS option must be specified when creating a HASH CLUSTER.

Action: Specify the HASHKEYS option.

ORA-02459: Hashkey value must be a positive integer

Cause: The value of the hash key was not a positive number.

Action: Specify a positive integer.

ORA-02460: Inappropriate index operation on a hash cluster

Cause: An attempt to create a cluster index was issued on a hash cluster.

Action: Do not attempt to create such an index.

ORA-02461: Inappropriate use of the INDEX option

Cause: This option is only valid for non hash clusters.

Action: Do not specify this option.

ORA-02462: Duplicate INDEX option specified

Cause: The INDEX option is specified more than once.

Action: Only specify the INDEX option once.

ORA-02463: Duplicate HASH IS option specified

Cause: The HASH IS option is specified more than once.

Action: Only specify the HASH IS option once.

ORA-02464: Cluster definition can not be both HASH and INDEX

Cause: The cluster can either be a hash or indexed cluster - not both.

Action: Remove either the HASH IS or INDEX options.

ORA-02465: Inappropriate use of the HASH IS option

Cause: This option is only valid for clusters

Action: Do not specify this option

ORA-02466: The SIZE and INITRANS options cannot be altered for HASH CLUSTERS.

Cause: An attempt was made to change the SIZE and INITRANS options after the hash cluster was created.

Action: Do not specify this option.

ORA-02467: Column referenced in expression not found in cluster definition

Cause: A column in the hash is expression was not present in cluster definition.

Action: Recreate the cluster and correct the error in hash expression.

ORA-02468: Constant or system variable wrongly specified in expression

Cause: A constant or system variable was specified in the hash expression.

Action: Recreate the cluster and correct the error in hash expression.

ORA-02469: Hash expression does not return an Oracle Number.

Cause: Result of evaluating hash expression is not an Oracle Number.

Action: Recreate the cluster and correct the error in hash expression.

ORA-02470: TO_DATE, USERENV, or SYSDATE incorrectly used in hash expression.

Cause: An attempt was made to specify SYSDATE, UID, USER, ROWNUM, or LEVEL in hash expression.

Action: Re-create the cluster and correct the error in hash expression.

ORA-02471: SYSDATE, UID, USER, ROWNUM, or LEVEL incorrectly used in hash expression.

Cause: SYSDATE, UID, USER, ROWNUM, or LEVEL are not allowed in hash expressions.

Action: Recreate the cluster and remove the offending keywords.

ORA-02472: PL/SQL functions not allowed in hash expressions

Cause: A PL/SQL function was used in the hash expression.

Action: Recreate the cluster and remove the PL/SQL function.

ORA-02473: Error while evaluating the cluster's hash expression.

Cause: An error occurred while evaluating the clusters hash expression.

Action: Correct the query and retry.

ORA-02474: Fixed hash area extents used (*string*) exceeds maximum allowed (*string*)

Cause: The number of extents required for creating the fixed hash area exceeds the maximum number allowed.

Action: Reduce the number of extents required by increasing the extent allocation sizes within the STORAGE clause.

ORA-02475: maximum cluster chain block count of *string* has been exceeded

Cause: The number of blocks in a cluster chain exceeds the maximum number allowed.

Action: Increase SIZE parameter in CREATE CLUSTER statement or reconsider suitability of cluster key.

ORA-02476: can not create index due to parallel direct load on table

Cause: A parallel direct load is occurring to the specified table.

Action: Retry statement after load is complete.

ORA-02477: can not perform parallel direct load on object *string*

Cause: A parallel direct load is not possible because an index is being created on the table.

Action: Retry load after index creation is complete.

ORA-02478: merge into base segment would overflow MAXEXTENTS limit

Cause: Merge of temporary segment into base segment failed because MAXEXTENTS was larger than the total in the temp and base segments

Action: Use a larger value for MAXEXTENTS on the base segment or make the extents in the temporary segments larger

ORA-02479: error while translating file name for parallel load

Cause: An invalid file name was specified to load data into.

Action: Specify a valid database file.

ORA-02481: Too many processes specified for events (max *string*)

Cause: Too many processes specified than allowed per event.

Action: Enter fewer processes by using ranges or wildcards if possible.

ORA-02482: Syntax error in event specification (*string*)

Cause: Illegal event string

Action: Enter a legal event string

ORA-02483: Syntax error in process specification (*string*)

Cause: Illegal process string

Action: Enter a legal process string

ORA-02484: Invalid *_trace_buffers* parameter specification (*string*)

Cause: Bad process or size in *_trace_buffers* INIT.ORA parameter.

Action: n/a

ORA-02485: Invalid *_trace_options* parameter specification (*string*)

Cause: Bad syntax for *_trace_options* INIT.ORA parameter.

Action: n/a

ORA-02486: Error in writing trace file *string*

Cause: Error occurred in creating/writing the file.

Action: Check file name and make sure it is constructed properly. Also, check permissions for directories.

ORA-02487: Error in converting trace data

Cause: Incompatible binary trace data was specified.

Action: Check the format of the input data.

ORA-02488: Error encountered when accessing file [*string*] for trace conversion

Cause: An attempt was made to open or access the trace file during a trace conversion.

Action: Check the permissions for both input and output files. Also, check the file compatibility for the trace conversion.

ORA-02490: missing required file size in RESIZE clause

Cause: No value was specified for the RESIZE clause.

Action: Use correct syntax.

ORA-02491: missing required keyword ON or OFF in AUTOEXTEND clause

Cause: The keyword ON or OFF was not specified for the AUTOEXTEND clause.

Action: Use correct syntax.

ORA-02492: missing required file block increment size in NEXT clause

Cause: No value was specified for the NEXT clause.

Action: Use correct syntax.

ORA-02493: invalid file increment size in NEXT clause

Cause: A non-integer value was used for the NEXT clause of the DATAFILE list.

Action: Use correct syntax.

ORA-02494: invalid or missing maximum file size in MAXSIZE clause

Cause: UNLIMITED was not specified, or an invalid integer value was specified, for the MAXSIZE clause in the DATAFILE file list. The MAXSIZE value cannot be smaller than the SIZE value.

Action: Use correct syntax.

ORA-02495: cannot resize file *string*, tablespace *string* is read only

Cause: An attempt was made to resize a data file in a tablespace that is read only.

Action: Change the tablespace to read/write and retry the resize operation.

ORA-02496: cannot alter or drop an individual chunk tablespace

Cause: An attempt was made to alter or drop an individual chunk tablespace which is part of a tablespace set.

Action: Use alter or drop only on the tablespace set.

ORA-02500: IN SHARD option already specified

Cause: In the CREATE TABLESPACE, the IN SHARD option was specified more than once.

Action: Remove all but one of the IN SHARD options.

ORA-02501: invalid option for CREATE TABLESPACE SET

Cause: An invalid option IN SHARD was specified for the CREATE TABLESPACE SET statement.

Action: Remove the invalid option.

ORA-02502: USING TEMPLATE can only be used in CREATE TABLESPACE SET

Cause: An attempt to specify the TEMPLATE option without the CREATE TABLESPACE SET statement failed.

Action: Specify the USING TEMPLATE option in the CREATE TABLESPACE SET statement.

ORA-02503: USING TEMPLATE option already specified

Cause: In the CREATE TABLESPACE SET, the USING TEMPLATE option was specified more than once.

Action: Remove all but one of the USING TEMPLATE options.

ORA-02504: SHARDSPACE does not exist

Cause: A nonexistent SHARDSPACE was specified in the CREATE TABLESPACE or CREATE TABLESPACE SET statement.

Action: Reissue the CREATE TABLESPACE or CREATE TABLESPACE SET statement with valid SHARDSPACE name.

ORA-02505: IN SHARDSPACE option already specified

Cause: In the CREATE TABLESPACE SET, the IN SHARDSPACE option was specified more than once.

Action: Remove all but one of the IN SHARDSPACE options.

ORA-02506: CREATE TABLESPACE SET statement requires the SHARDSPACE keyword

Cause: The SHARDSPACE option was not specified in the CREATE TABLESPACE SET statement.

Action: Correct the syntax. Insert the missing keyword where required and then retry the statement.

ORA-02507: missing SHARDSPACE keyword

Cause: The SHARDSPACE keyword was omitted in the IN SHARDSPACE option.

Action: Correct the syntax. Insert the keyword SHARDSPACE where required and then retry the statement.

ORA-02508: attempted to create a shard tablespace in a non-shard database

Cause: An attempt was made to create a shard tablespace in a non-shard database.

Action: Deploy the sharding environment before creating a shard tablespace.

ORA-02509: A SHARDSPACE cannot handle several PARTITIONSETS.

Cause: An attempt was made to define multiple PARTITIONSETS in the SHARDSPACE.

Action: Specify the different PARTITIONSETS in different SHARDSPACES.

ORA-02510: A tablespace set cannot be referenced at the table level.

Cause: An attempt was made to reference a tablespace set at the table level.

Action: Remove the reference to the tablespace set at the table level.

ORA-02511: SQL query not allowed; the shard DDL is disabled.

Cause: An attempt was made to run a shard DDL on a nondeployed shard or with the shard DDL option disabled.

Action: Deploy the shards or enable shard DDL before executing the DDL.

ORA-02512: only one PARTITIONSET option may be specified

Cause: The CREATE TABLE statement contained more than one PARTITIONSET option.

Action: Specify PARTITIONSET option at most once in the CREATE SHARDED TABLE statement.

ORA-02513: invalid sharded table PARTITIONSET method

Cause: An invalid PARTITIONSET method was specified in the CREATE TABLE statement. A table may be partitioned by RANGE or LIST.

Action: Modify PARTITIONSET method to RANGE or LIST in the CREATE SHARDED TABLE statement.

ORA-02514: list PARTITIONSET method expects a single partitioning column

Cause: The number of columns in a PARTITIONSET column list exceeded the legal limit of one for list partitioned tables.

Action: Modify PARTITIONSET column list so that it consists of at most one column.

ORA-02515: cannot interval partition set a sharded table

Cause: Interval PARTITIONSET was not supported for a sharded table.

Action: Use a LIST or RANGE PARTITIONSET instead.

ORA-02516: invalid SHARDED type specified

Cause: Only tables can have the SHARDED type.

Action: Remove the SHARDED option.

ORA-02517: PARTITIONSET and CLUSTER clauses are mutually exclusive

Cause: definition of a table with both PARTITIONSET and CLUSTER clauses which is illegal.

Action: Remove the PARTITIONSET or the CLUSTER clause.

ORA-02518: invalid PARTITIONSET clause specified in a non sharded table

Cause: definition of a non sharded table with PARTITIONSET clause is illegal.

Action: remove the PARTITIONSET clause.

ORA-02519: cannot perform cross-shard operation. Chunk "*string*" is unavailable

Cause: All shards where this chunk is stored were unavailable.

Action: Rerun the command when the shards become available.

ORA-02520: Shard data object number exceeds UB4MAXVAL

Cause: All shards where this chunk is stored were unavailable.

Action: Rerun the command when the shards become available.

ORA-02521: attempted to enable shard DDL in a non-shard database

Cause: An attempt was made to enable shard DDL in a non-shard database.

Action: Deploy the sharding environment before enabling shard DDL.

ORA-02522: cannot get a new data object number range from the Global Data Services (GDS) catalog

Cause: An attempt was made to get a new range of data object numbers which resulted in a failure.

Action: Check that the shard can connect to the catalog.

ORA-02523: The table being created is not SHARDED.

Cause: PARENT clause was specified on a non-sharded table.

Action: Create a SHARDED table or remove the PARENT clause.

ORA-02524: Invalid parent table specified.

Cause: The parent table specified was not a valid identifier.

Action: Check that the parent table specified is valid.

ORA-02525: child and parent table owner mismatch.

Cause: The child and parent tables did not have the same owner.

Action: Check the owner of the child table.

ORA-02526: child and parent table sharding method mismatch.

Cause: The child and parent tables did not have the same sharding method.

Action: Ensure the sharding method for the two tables is the same.

ORA-02527: child and parent table shard key columns mismatch.

Cause: The child and parent tables did not have the same shard key columns.

Action: Ensure the shard key for the two tables is the same.

ORA-02528: child and table partition set key columns mismatch.

Cause: The child and parent tables did not have the same partition set key columns.

Action: Ensure the partition set key for the two tables is the same.

ORA-02529: invalid parent table.

Cause: The table name specified was not the one of the root table.

Action: Check the root table name specified.

ORA-02530: parent table not specified

Cause: An attempt was made to create a child table without specifying the PARENT clause.

Action: Specify the PARENT clause in the CREATE SHARDED TABLE command.

ORA-02531: shard name not found

Cause: An attempt was made to create a sharded table on a non-sharded database.

Action: Ensure that the sharded database was deployed correctly.

ORA-02532: sharding columns must form a subset key of key columns of a UNIQUE index

Cause: An attempt was made to create a primary key constraint on non-sharding columns.

Action: Use the sharding columns as a prefix of key columns of a UNIQUE index.

ORA-02533: missing PARTITION clause

Cause: The PARTITION clause was expected but was not supplied.

Action: Add a PARTITION clause to the CREATE SHARDED TABLE command.

ORA-02534: invalid PARTITION clause

Cause: The PARTITION clause was supplied with CONSISTENT HASH sharding.

Action: Remove the PARTITION specification.

ORA-02535: missing TABLESPACE SET clause

Cause: The TABLESPACE SET clause was expected but was not supplied.

Action: Add the TABLESPACE SET clause to the CREATE SHARDED TABLE command.

ORA-02536: invalid TABLESPACE SET name: *string*

Cause: The TABLESPACE SET supplied did not exist.

Action: Supply a valid TABLESPACE SET.

ORA-02537: Data file name specified but not supported by tablespace set template

Cause: Data file explicit name was specified as part of the tablespace set template. Only Oracle Managed Files are supported by a tablespace set.

Action: Remove the file name from the data file definition.

ORA-02538: invalid TABLESPACE SET clause

Cause: The TABLESPACE SET clause was not expected.

Action: Remove the keyword SET to specify just TABLESPACE.

ORA-02539: the operation is not supported across shards

Cause: An attempt was made to perform an operation with shard DDL enabled, which is not supported for propagation from catalog to shards.

Action: Disable the shard DDL to perform the operation on the catalog and go to each individual shard to perform the operation locally.

ORA-02540: global indexes are not supported for sharded tables

Cause: An attempt was made to create a global index on a sharded table, which is not supported.

Action: Create a local index instead.

ORA-02541: TABLESPACE SET is required

Cause: The TABLESPACE SET clause was not supplied when creating an index on a system-managed sharded table.

Action: Add the TABLESPACE SET clause to the CREATE INDEX command, or use the same tablespace set as the table by not specifying the TABLESPACE SET clause.

ORA-02542: invalid partitioning method specified with user-defined sharding

Cause: The partitioning method specified was not compatible with user-defined sharding.

Action: Choose a supported partitioning method.

ORA-02543: invalid partitioning method specified with system-managed or composite sharding

Cause: The partitioning method specified was not compatible with system-managed or composite sharding.

Action: Choose a supported partitioning method.

ORA-02544: sharding or partition set column datatype is not supported

Cause: Supported data types were not used for the sharding or partition set columns.

Action: Use the supported data types for sharding or partition set columns.

ORA-02545: sharding or partition set column can not be a virtual column

Cause: Virtual column was used in the sharding or partition set key, which is not supported.

Action: Remove the virtual column from the sharding or partition set key.

ORA-02546: The LONG data type is not supported for duplicated tables.

Cause: An invalid option was specified while creating duplicated tables.

Action: Verify the option specified.

ORA-02547: Option *string* is not supported for duplicated tables

Cause: An invalid option was specified while creating duplicated tables.

Action: Verify the option specified.

ORA-02548: Option *string* is not supported for duplicated tables

Cause: An invalid option was specified while altering duplicated tables.

Action: Verify the option specified.

ORA-02549: cannot create a sharded table with index organization

Cause: An attempt was made to create an index-organized sharded table. This is not supported.

Action: Create a heap-organized table and the primary key.

ORA-02550: Creating duplicated table not allowed when shard DDL is disabled

Cause: Duplicated tables were created when shard DDL was disabled.

Action: Enable shard DDL.

ORA-02551: Truncate table for duplicated tables is not supported

Cause: Invalid operation was specified on a duplicated table.

Action: Use "delete from *table*" instead.

ORA-02552: invalid shard name

Cause: The shard name specified was not valid.

Action: Choose a valid shard.

ORA-02553: TABLESPACE is required

Cause: The TABLESPACE clause was not supplied when specifying a partition of a user-defined sharded table.

Action: Add the TABLESPACE clause.

ORA-02554: invalid DROP TABLESPACE SET

Cause: The DROP TABLESPACE SET command was not compatible with user-defined sharding.

Action: Choose a supported sharding method.

ORA-02555: Online redefinition is not supported for sharded and duplicated tables.

Cause: An attempt was made to perform online redefinition on a sharded table or a duplicated table for sharding, which is not supported.

Action: Use the ALTER TABLE statement instead.

ORA-02556: Only sharded or duplicated tables are supported across shards.

Cause: An attempt was made to create a non-sharded, non-duplicated table across shards, which is not supported.

Action: Connect to each shard and create the table locally.

ORA-02557: cannot operate on sharded objects when shard DDL is disabled

Cause: An attempt was made to operate on a sharded or a duplicated object across shards when the shard DDL was not enabled.

Action: Enable shard DDL to perform the operation.

ORA-02558: cannot operate on non-sharded objects when shard DDL is enabled

Cause: An attempt was made to ALTER or DROP a non-sharded object when the shard DDL was enabled.

Action: Disable shard DDL to perform the operation.

ORA-02559: The TABLESPACE SET *string* does not belong to the shardspace of the table.

Cause: The TABLESPACE SET supplied existed in a different shardspace from the one to which the table belonged.

Action: Supply a valid TABLESPACE SET in the shardspace of the table.

ORA-02560: cannot modify partitions for system-managed or composite sharded tables.

Cause: An attempt was made to modify partitions on system-managed or composite sharded tables.

Action: Use the 'gdsctl split chunk' or 'move chunk' commands instead.

ORA-02561: maximum number of columns in a duplicated table without primary key is 999

Cause: An attempt was made to create a duplicated table with 1000 columns when there was no primary key defined. Note that unused columns in the table are counted toward the 1000 column limit.

Action: Reduce the number of columns in the command and resubmit.

ORA-02562: cannot create a duplicated table in a non-shard schema

Cause: An attempt was made to create a duplicated table in a non-shard schema.

Action: Try creating the duplicated table in a sharded schema.

ORA-02563: XMLType column in a duplicated table cannot be used in non-ASSM tablespace "string"

Cause: XMLType column in a duplicated table required an automatic segment space management (ASSM) tablespace.

Action: Specify an ASSM tablespace for the XMLType column in a duplicated table.

ORA-02564: rebuild outline is not supported across shards.

Cause: An attempt was made to rebuild an outline with shard DDL enabled, which is not supported.

Action: Connect to each shard and rebuild the outline locally.

ORA-02565: cannot use individual chunk tablespace

Cause: An individual chunk tablespace which was part of a tablespace set was used.

Action: Use a normal tablespace.

ORA-02566: cannot create duplicated table - insufficient privileges

Cause: An attempt was made to create a duplicated table when the user did not have sufficient privileges.

Action: Ensure that the user has CREATE DATABASE LINK and CREATE MATERIALIZED VIEW privileges before creating a duplicated table.

ORA-02567: cannot create a sharded table with empty columns

Cause: An attempt was made to create a sharded table without any columns.

Action: Use valid columns to create a sharded table.

ORA-02568: cannot create an identity column in a sharded table

Cause: An attempt was made to create a sharded table with an identity column.

Action: Create a sharded table without an identity column.

ORA-02569: cannot drop a system tablespace *string* when sharding environment is deployed

Cause: An attempt was made to drop a system tablespace part of the sharding environment when the sharding environment was deployed.

Action: Do not drop a tablespace created by the system.

ORA-02570: cannot alter user password - insufficient privileges

Cause: An attempt was made to alter the password for a user who created duplicated tables but did not have the privilege to execute the ALTER DATABASE LINK statement.

Action: Ensure that the user, whose password has to be changed, has the ALTER DATABASE LINK privilege and try again.

ORA-02571: ALTER TABLE TRUNCATE PARTITION for duplicated tables is not supported

Cause: An invalid operation was specified on a duplicated table.

Action: Use DELETE FROM table_name PARTITION (partition_name) instead.

ORA-02572: A non all-shard user cannot operate on schema objects that are sharded or duplicated on all shards.

Cause: An attempt was made to operate on a sharded or duplicated schema object by a non all-shard user.

Action: Operate on such objects as an all-shard user.

ORA-02573: cannot enable shard DDL when current_schema has been changed

Cause: Shard DDL is not supported after a session's current schema has been altered.

Action: Reconnect as the correct user to perform shard DDL operations.

ORA-02574: Sharded table cannot be a nested table.

Cause: An attempt was made to create a nested sharded table, which is not supported.

Action: Create a non-nested sharded table.

ORA-02575: Invalid sharding method for a deployed sharded database

Cause: An invalid sharding method was set for a sharded database.

Action: Check the database configuration and correct the settings.

ORA-02576: number of partition set specifications is less than number of shardspaces

Cause: Fewer number of partition set specifications were specified than the number of shardspaces in the composite sharding environment.

Action: Specify one partition set specification for each shardspace in the composite sharding environment.

ORA-02577: cannot specify PARTITIONSET in a non-composite sharding environment

Cause: PARTITIONSETS were specified while creating a sharded table in non-composite sharding environment.

Action: Remove the PARTITION SET specifications in the create sharded table statement.

ORA-02578: missing PARTITIONSET specification

Cause: PARTITIONSET specifications were missing.

Action: Specify PARTITIONSETS for the sharded table.

ORA-02579: cannot create a tablespace set with SMALLFILE option

Cause: An attempt was made to create a tablespace set with the SMALLFILE option.

Action: Create a tablespace set with the default BIGFILE option.

ORA-02580: cannot add or drop data files from a tablespace set

Cause: An attempt was made to add or drop a data file from a tablespace set.

Action: Do not add or drop a data file from a tablespace set.

ORA-02581: cannot create foreign key constraints on columns referencing a duplicated table

Cause: An attempt was made to create a foreign key constraint in a sharded table on a column referencing a duplicated table.

Action: Remove the foreign key constraint referencing a column in the duplicated table.

ORA-02582: invalid tablespace set name specified for the partition set

Cause: The tablespace set name specified for the partition set was either invalid or belonged to a different shardspace.

Action: Specify a tablespace set name that belongs to the same shardspace.

ORA-02583: option PARALLEL not supported when creating duplicated table as select from another table

Cause: An attempt was made to create a duplicated table as select from another table in parallel mode.

Action: Create a duplicated table as select without the PARALLEL clause.

ORA-02584: INMEMORY options not supported for duplicated tables

Cause: An attempt was made to create or alter a duplicated table by enabling INMEMORY options.

Action: Verify the option specified.

ORA-02585: create tablespace set failure, one of its tablespaces not created

Cause: One of the tablespaces in the tablespace set was not created.

Action: Verify the creation of the tablespaces.

ORA-02586: cannot change duplicated table refresh rate in a non-catalog database

Cause: An attempt was made to change the dupl_table_refresh_rate in the non-catalog database.

Action: Connect to the catalog database to change the refresh rate of duplicated tables.

ORA-02587: create duplicated table of Object Type is not supported

Cause: An attempt was made to create a duplicated table of object type.

Action: Create a duplicated table without specifying the object type.

ORA-02588: minimum refresh rate for duplicated table is 20 seconds

Cause: An attempt was made to change the dupl_table_refresh_rate to less than 20 seconds.

Action: Set the refresh rate for duplicated tables to atleast 20 seconds.

ORA-02589: invalid partition set name

Cause: An invalid partition set name was specified.

Action: Specify a valid partition set name.

ORA-02590: invalid sequence of partition sets

Cause: The sequence used to specify partition sets was invalid.

Action: Specify the partition sets in an increasing order.

ORA-02591: cannot specify tablespace set for indexes on a sharded table in composite sharding

Cause: An attempt was made to specify a tablespace set for indexes on a sharded table in a composite sharding environment which is not supported.

Action: Create index on sharded tables without the tablespace set clause in the composite sharding environment.

ORA-02592: cannot drop user until all shard databases are up and all gsm_requests are completed

Cause: An attempt was made to drop a user who owns a duplicated table when the shard database was down or the gsm_requests were pending execution.

Action: Ensure that all gsm_requests are completed and all shards are up before dropping a user with duplicated table.

ORA-02593: cannot drop duplicated table until all shard databases are up and all gsm_requests are completed

Cause: An attempt was made to drop a duplicated table when the shard database was down or the gsm_requests were pending execution.

Action: Ensure that all gsm_requests are completed and all shards are up before dropping a duplicated table.

ORA-02594: cannot alter shard user password until all shard databases are up and all gsm_requests are completed

Cause: An attempt was made to alter shard user password when the shard database was down or the gsm_requests were pending execution.

Action: Ensure that all gsm_requests are completed and all shards are up before altering a shard user password.

ORA-02595: Abstract data type is not supported for duplicated tables.

Cause: An invalid option was specified while creating duplicated tables.

Action: Verify the option specified.

ORA-02596: cannot truncate duplicated table on a shard database

Cause: An attempt was made to truncate a duplicated table on a shard database.

Action: Connect to the catalog database to truncate the duplicated table.

ORA-02597: The read-only option is not supported for sharded tables.

Cause: An invalid option was specified while creating a sharded table.

Action: Verify the specified option.

ORA-02598: tablespace specified in the SQL command does not exist in the shard

Cause: A DROP or ALTER TABLESPACE operation was attempted on a shard where the tablespace does not exist.

Action: Create the tablespace in the shard first.

ORA-02599: cannot drop partitionset column

Cause: An attempt was made to drop a column used as the super-partitioning key for a sharded table.

Action: This action is not allowed.

ORA-02600: credential name is invalid: *string*

Cause: An invalid credential name was specified.

Action: Verify credential name and retry the operation.

ORA-02601: credential already exists: *string*

Cause: Credential name specified already used by an existing object.

Action: Verify credential name and retry the operation.

ORA-02602: credential does not exist: *string*

Cause: The specified credential does not exist.

Action: Verify credential name and retry the operation.

ORA-02603: file name is invalid: *string*

Cause: An invalid file name was specified.

Action: Verify credential name and retry operation.

ORA-02604: file already exists: *string*

Cause: File name specified already used by an existing object.

Action: Verify filename and retry the operation.

ORA-02605: file does not exist: *string*

Cause: The specified file does not exist.

Action: Verify file name and retry the operation.

ORA-02606: destination name is invalid: *string*

Cause: An invalid destination name was specified.

Action: Verify destination name and retry the operation.

ORA-02607: destination not specified

Cause: A destination must be specified in the command.

Action: Provide destination and retry the operation.

ORA-02608: destination does not exist: *string*

Cause: The specified destination does not exist.

Action: Verify destination and retry the operation.

ORA-02609: remote scheduler agent not running

Cause: The specified remote scheduler agent cannot be contacted.

Action: Confirm that the agent is running and retry the operation.

ORA-02610: Remote job failed with error: *string*

Cause: Unable to successfully run specified job.

Action: Check errors returned and retry the operation.

ORA-02611: shardgroup name is invalid: *string*

Cause: An invalid shardgroup name was specified.

Action: Verify the shardgroup name and retry the operation.

ORA-02612: shardgroup does not exist: *string*

Cause: The specified shardgroup did not exist.

Action: Verify the shardgroup name and retry the operation.

ORA-02613: shardspace name is invalid: *string*

Cause: An invalid shardspace name was specified.

Action: Verify the shardspace name and retry the operation.

ORA-02614: shardspace does not exist: *string*

Cause: The specified shardspace did not exist.

Action: Verify the shardspace name and retry the operation.

ORA-02615: Neither a shardgroup nor a shardspace name was specified.

Cause: A shardgroup or shardspace name was not specified.

Action: Update the parameters and retry the operation.

ORA-02616: Both a shardgroup and a shardspace name were specified.

Cause: A shardgroup and a shardspace name were both specified. For this command, either a shardgroup or shardspace name may be specified, but not both.

Action: Update the parameters and retry the operation.

ORA-02617: Neither a credential nor login information was specified

Cause: Either a credential or login information must be specified.

Action: Update the parameters and retry the operation.

ORA-02618: Both a credential and login information was specified

Cause: For this command, either a credential or login information may be specified, not both.

Action: Update the parameters and retry the operation.

ORA-02619: Both a file name and file contents were specified.

Cause: A file name and file contents were both specified.

Action: Update the parameters and retry the operation.

ORA-02620: db_domain value too long: *string*

Cause: The value specified for db_domain exceeded the 128 character limit.

Action: Modify the value specified for db_domain and retry the operation.

ORA-02621: file in use by shard '*string*'

Cause: The specified file was in use by an undeployed shard.

Action: Drop the undeployed shard and retry the operation.

ORA-02622: Shard is not open in write mode.

Cause: The shard was not opened in the correct mode.

Action: Open the shard in write mode and retry the operation.

ORA-02623: Failed to create broker configuration with error *string*.

Cause: A request to create the broker configuration failed.

Action: Check the broker logs for details.

ORA-02624: Failed to enable broker configuration with error *string*.

Cause: A request to enable the broker configuration failed.

Action: Check the broker logs for details.

ORA-02625: Failed to add standby shard *string* to the broker configuration with error *string*.

Cause: A request to add the shard to the broker configuration failed.

Action: Check the broker logs for details.

ORA-02626: Failed to enable standby shard *string* for the broker configuration with error *string*.

Cause: A request to enable the shard for the broker configuration failed.

Action: Check the broker logs for details.

ORA-02627: Shardspace '*string*' does not exist.

Cause: The requested shardspace did not exist.

Action: Check the name and try again.

ORA-02628: invalid shardgroup name '*string*'

Cause: The shardgroup name was invalid.

Action: Use a different name for the shardgroup.

ORA-02629: cannot modify deployed shardgroup *string*

Cause: The shardgroup was already deployed and could no longer be modified.

Action: Do not modify a deployed shardgroup. Delete it and add it again.

ORA-02630: cannot modify primary or standby status of shardgroup *string*

Cause: The shardgroup already contained a shard and could not be converted from a primary shard to a standby shard or from a standby shard to a primary shard.

Action: Do not modify the primary or standby status of this shardgroup.

ORA-02631: The shardspace name '*string*' is invalid.

Cause: An invalid shardspace name was provided.

Action: Check the name and try again.

ORA-02632: cannot modify deployed shardspace '*string*'

Cause: The shardspace was already deployed and could no longer be modified.

Action: Do not modify deployed shardspaces.

ORA-02633: The shardspace '*string*' is invalid.

Cause: An invalid shardspace name was provided.

Action: Check the name and try again.

ORA-02634: Oracle XML DB is not installed.

Cause: Oracle XML DB was required for remote scheduler agent configuration but was not installed.

Action: Install Oracle XML DB in the catalog database.

ORA-02635: The value of chunks must be greater than one.

Cause: An invalid value of chunks was passed.

Action: Set chunks to a value greater than one.

ORA-02636: Shard is already in shardspace *string*.

Cause: The shard was already in a shardspace.

Action: Remove the shard from the sharding schema before adding it to another shardspace.

ORA-02637: The source and target shards are in different shardgroups.

Cause: The source and target shards for a chunk move operation were in different shardgroups.

Action: Chunks cannot be moved across shardgroups. Specify a source and target shard that are in the same shardgroup.

ORA-02638: The shardgroup *string* is not deployed.

Cause: The containing shardgroup for the source and target shards was not yet deployed.

Action: Chunks cannot be moved until the shardgroup has been deployed. Deploy the shardgroup before moving chunks.

ORA-02639: Source and target shards are the same.

Cause: The source and target shards for a chunk move were the same.

Action: Chunks cannot be moved to the same shard. Specify a different source and target.

ORA-02640: Shardspace already has a primary shardgroup.

Cause: An attempt was made to add a primary shardgroup to a shardspace that already had a primary shardgroup. When Oracle Data Guard replication is used, only one primary shardgroup is allowed in each shardspace.

Action: Do not add another primary shardgroup to this shardspace.

ORA-02641: Shard *string* was not deployed because it does not contain a corresponding shard in all shardgroups.

Cause: The shard did not have a corresponding shard in all shardgroups in an Oracle Data Guard configuration, therefore it was not deployed.

Action: This is only a warning and the deployment will continue without this shard. In order to make use of this shard, either remove shardgroups, or add shards to other shardgroups so that there are the same number of shards in all shardgroups.

ORA-02642: There were no new shards to deploy.

Cause: The 'deploy' command was issued, but there were no new shards to deploy.

Action: This is only a warning. Deploy may continue to recover previous deployment attempts, if any exist, but no new shards will be deployed.

ORA-02643: failed to enable fast-start failover with error *string*

Cause: A request to enable fast-start failover failed.

Action: Check the broker logs for details.

ORA-02644: Shard '*string*' already exists in specified rack '*string*'.

Cause: The specified rack already contained another shard in the same Oracle Data Guard configuration.

Action: Specify a different value for the rack parameter.

ORA-02645: only one primary shard allowed per shardspace

Cause: The specified shardspace already contained a primary shard.

Action: Specify a different shardspace or create a standby shard instead.

ORA-02646: Standby shards not allowed in Oracle GoldenGate configurations.

Cause: The Oracle GoldenGate configurations contained standby shards.

Action: Create a primary shard instead of a standby shard.

ORA-02647: The rack name '*string*' is invalid.

Cause: An invalid rack name was provided.

Action: Check the name and try again.

ORA-02648: Password for SYS account was not specified.

Cause: A SYS password was not specified when creating a new shard using Oracle Database Configuration Assistant (DBCA).

Action: Retry the operation and specify a SYS password.

ORA-02649: cannot change region for a system-managed or composite shard

Cause: An attempt was made to change the region value for a system-managed or composite shard.

Action: Change the region value at the shardgroup level instead.

ORA-02650: remote scheduler agent error: *string*

Cause: An operation failed when performed using the remote scheduler agent.

Action: Correct the error specified in the remote scheduler agent output.

ORA-02651: The specified pool '*string*' is not sharded.

Cause: The specified pool was not sharded.

Action: Specify a sharded pool and retry the operation.

ORA-02652: The maximum number of sharded GDS pools has been reached.

Cause: The maximum number of Global Data Services (GDS) sharded pools had been reached.

Action: No more Global Data Services (GDS) sharded pools can be added without first removing a pool.

ORA-02653: shardgroup already exists: *string*

Cause: The specified shardgroup was already in existence.

Action: Verify the shardgroup name and retry the operation.

ORA-02654: Shards and shardgroups cannot exist in the same database pool.

Cause: The specified database pool already contained either a conflicting shard or shardgroup.

Action: Verify the database pool name and retry the operation.

ORA-02655: not a sharded catalog

Cause: The catalog was not enabled for sharding and a sharding command was executed.

Action: Re-create the catalog with 'create shardcatalog' or verify the command issued.

ORA-02656: shardspace already exists: *string*

Cause: The specified shardspace was already in existence.

Action: Verify the shardspace name and retry the operation.

ORA-02657: too few chunks specified for shardspace

Cause: The number of chunks in the specified shardspace was less than twice the number of shards in one of its shardgroups.

Action: If the shardspace is not deployed, modify the shardspace to increase the number of chunks it contains.

ORA-02658: shardspace already exists: *string*

Cause: The specified shardspace was already in existence.

Action: Verify the shardspace name and retry the operation.

ORA-02659: cannot remove a shard which contains chunks

Cause: An attempt was made to remove a shard which currently contains chunks.

Action: Move the chunks to another shard and then retry the operation.

ORA-02660: Shard '*string*' was also removed.

Cause: When a shard was removed, all other shards in the same Oracle Data Guard configuration were also removed.

Action: This is an informational message only.

ORA-02661: shardspace and shardgroup parameters are mutually exclusive

Cause: A command was issued that included both the shardspace and and shardgroup parameters.

Action: Remove one of the conflicting parameters from the command.

ORA-02662: Chunk number '*string*' does not exist on the source database.

Cause: An invalid chunk number or source database was provided.

Action: Check the number and try again.

ORA-02663: Remote scheduler agents may be listening on previously specified port.

Cause: The '-agent_port' parameter specified a new agent port value. The already registered scheduler agents must re-register with the catalog database to use this new value.

Action: This is only a warning. Re-register the existing scheduler agents as necessary.

ORA-02664: Specified port may be in use.

Cause: The '-agent_port' parameter specified a new agent port value. The port specified may already have been in use by another process in the system.

Action: This is only a warning. Confirm that there is no port conflict before continuing the operation.

ORA-02665: shardspace not specified

Cause: A command was issued that did not include shardspace".

Action: Specify shardspace.

ORA-02666: cannot split if tablespace set not created

Cause: An attempt was made to split a chunk before creating a tablespace set.

Action: Create a tablespace set before issuing the SPLIT command.

ORA-02667: cannot split if root table not created

Cause: An attempt was made to split a chunk before creating a sharded table.

Action: Create a sharded table before issuing the SPLIT command.

ORA-02668: Observer cannot be started for database "*string*"

Cause: One or more conditions required by Data Guard observer were not met.

Action: Confirm that Data Guard technology is used for replication, the database belongs to disaster recovery group with FSFO enabled, and there is an online primary database in that group.

ORA-02669: data type or length of a partitionset column in a sharded table cannot be changed

Cause: An attempt was made to issue an ALTER TABLE statement to modify the data type or length of a column used to super-partition the specified sharded table.

Action: Do not modify the data type or length of a sharded table super-partitioning column or columns.

ORA-02670: unsupported SQL construct: *string*

Cause: The query had a construct that was not supported for inter shard query.

Action: Rewrite the query to avoid using an unsupported construct. Consult Oracle documentation for details.

ORA-02671: DML are not allowed on more than one shard

Cause: The DML was applied to more than one shard.

Action: Rewrite the DML to limit operation to a single shard.

ORA-02672: cannot update sharding key

Cause: An attempt was made to update the sharding key value using the UPDATE command.

Action: Drop and re-create the sharding key.

ORA-02673: *string* maps to multiple shards

Cause: The aggregate, group by, semi-join, or anti-join subquery was mapped to multiple shards.

Action: Rewrite the query so that subqueries map to a single shard.

ORA-02674: illegal join predicate on sharding key

Cause: The query had illegal or no join predicate on the sharding key.

Action: Rewrite the query to include join on sharding columns.

ORA-02675: sharded table *string* outer joined with replicated table *string*

Cause: The query had a sharded table outer joined to the replicated table.

Action: Rewrite the query to remove the outer join.

ORA-02676: non-equality join on sharding key

Cause: The query had a non-equality join on the sharding key.

Action: Rewrite the query to remove the non-equality join.

ORA-02677: queries not supported on objects with user-specified sharding

Cause: The query had an object defined by user-specified sharding.

Action: None

ORA-02678: cross shard queries not supported on composite sharding

Cause: The query had an object defined under composite sharding.

Action: None

ORA-02679: queries involving private and sharded tables not supported

Cause: The query referenced a private and a sharded table.

Action: Rewrite the query to refer to either private tables or sharded tables, but not both.

ORA-02680: unsupported construct referred in the query

Cause: The query referenced unsupported constructs which could not be fetched from the shard.

Action: Rewrite the query to avoid using unsupported constructs.

ORA-02681: array DML not supported on a sharded table

Cause: The statement attempts an array DML operation on a sharded table.

Action: Rewrite the array DML statement as separate DML statements.

ORA-02682: shard key missing in INSERT statement

Cause: The INSERT statement was used to insert a row in the sharded table without inserting a value for the shard column.

Action: Insert a value for the shard key column.

ORA-02683: inconsistent shard schema

Cause: The schema definition on the shard and the coordinator did not match.

Action: Verify and fix the schema inconsistency between the shard and the coordinator.

ORA-02684: invalid partition for the chunk *string*

Cause: A valid partition was not found for the chunk number passed to the shard database.

Action: Check the chunks handled by the shard database.

ORA-02700: osnoraenv: error translating ORACLE_SID

Cause: Two-task driver could not find the value of ORACLE_SID in the environment.

Action: Make sure that the ORACLE_SID environment variable has been properly set and exported.

ORA-02701: osnoraenv: error translating oracle image name

Cause: ORACLE_HOME environment variable not set.

Action: Make sure that the ORACLE_HOME environment variable has been properly set and exported.

ORA-02702: osnoraenv: error translating orapop image name

Cause: ORACLE_HOME environment variable not set.

Action: Make sure that the ORACLE_HOME environment variable has been properly set and exported.

ORA-02703: osnpipe: pipe creation failed

Cause: The pipe driver failed to create pipes for communications with the orapop process.

Action: You have probably exceeded the maximum number of open file descriptors per user or the system file table is full. Note the operating system error code and contact your system administrator.

ORA-02704: osndopop: fork failed

Cause: The two-task driver could not fork orapop.

Action: Verify that there are enough system resources to support another process. The user or system process limit may have been exceeded, or the amount of free memory or swap space may be temporarily insufficient.

ORA-02705: osnpol: polling of communication channel failed

Cause: The pipe driver failed while polling the communications channel.

Action: Contact your customer support representative.

ORA-02706: osnshs: host name too long

Cause: The length of your host-string specified by the TWO_TASK environment variable exceeds the ORACLE system-imposed limit.

Action: Contact your customer support representative.

ORA-02707: osnaxc: cannot allocate context area

Cause: The invoked Unix two-task driver could not allocate heap space for the context area.

Action: Contact your customer support representative.

ORA-02708: osnrntab: connect to host failed, unknown ORACLE_SID

Cause: The invoked Unix two-task driver failed to find an entry in oratab for the sid you supplied.

Action: First, check whether you have read access to oratab, and see if the desired sid is there. Add an entry to oratab for the desired sid, if necessary.

ORA-02709: osnpop: pipe creation failed

Cause: The pipe driver failed to create pipes for two-task communications with the oracle shadow process.

Action: You have probably exceeded the maximum number of open file descriptors per user or the system file table is full. Note the operating system error code and contact your system administrator.

ORA-02710: osnpop: fork failed

Cause: The pipe driver could not fork the oracle shadow process.

Action: Verify that there are enough system resources to support another process. The user or system process limit may have been exceeded, or the amount of free memory or swap space may be temporarily insufficient.

ORA-02711: osnpvalid: write to validation channel failed

Cause: The pipe driver failed to write to the orapop process.

Action: Contact your customer support representative.

ORA-02712: osnpop: malloc failed

Cause: The pipe driver failed to allocate enough heap space for its context area buffers.

Action: Contact your customer support representative.

ORA-02713: osnprd: message receive failure

Cause: The pipe driver failed to read a message from the communications channel.

Action: Contact your customer support representative.

ORA-02714: osnpwr: message send failure

Cause: The pipe driver failed to write a message to the communications channel.

Action: Contact your customer support representative.

ORA-02715: osnpgetbrkmsg: message from host had incorrect message type

Cause: The pipe driver received a message having an unrecognizable message type.

Action: Contact your customer support representative.

ORA-02716: osnpgetdatmsg: message from host had incorrect message type

Cause: The Pipe driver received a message having an unrecognizable message type.

Action: Contact your customer support representative.

ORA-02717: osnpfs: incorrect number of bytes written

Cause: The Pipe driver sent a message that was apparently successful, but the number of bytes transmitted did not match the number of bytes furnished to the driver.

Action: Contact your customer support representative.

ORA-02718: osnprs: reset protocol error

Cause: The two-task driver could not reset the connection.

Action: Contact your customer support representative.

ORA-02719: osnfop: fork failed

Cause: The fast driver could not fork the oracle shadow process.

Action: Verify that there are enough system resources to support another process. The user or system process limit may have been exceeded, or the amount of free memory or swap space may be temporarily insufficient.

ORA-02720: osnfop: shmat failed

Cause: When the fast driver was invoked, processes failed to attach to the shared memory buffer. You probably supplied an illegal shared memory attach address, or the system ran out of data space to accommodate the buffer.

Action: Try invoking the Fast driver later, or use the default attach address.

ORA-02721: osnsemnit: cannot create semaphore set

Cause: The Fast driver failed to get a semaphore set.

Action: The system-imposed limit on semaphores or semaphore identifiers may have been exceeded. Read the returned operating system error code and check with your system administrator.

ORA-02722: osnpui: cannot send break message to orapop

Cause: The Pipe driver could not send a break message to orapop.

Action: Contact your customer support representative.

ORA-02723: osnpui: cannot send break signal

Cause: The Pipe driver could not send a break message to the ORACLE shadow process.

Action: Contact your customer support representative.

ORA-02724: osnpbr: cannot send break message to orapop

Cause: The Pipe driver could not send a break message to orapop.

Action: Contact your customer support representative.

ORA-02725: osnpbr: cannot send break signal

Cause: The Pipe driver could not send a break message to the ORACLE shadow process.

Action: Kill system call failed. Check errno and contact customer support.

ORA-02726: osnpop: access error on oracle executable

Cause: The Pipe driver could not access the oracle executable.

Action: Check the permissions on the ORACLE executable and each component of the ORACLE_HOME/bin path.

ORA-02727: osnpop: access error on orapop executable

Cause: The Pipe driver could not access the orapop executable.

Action: Check the permissions on the orapop executable and each component of the ORACLE_HOME/bin path.

ORA-02728: osnfop: access error on oracle executable

Cause: The Fast driver could not access the oracle executable.

Action: Check the permissions on the ORACLE executable and each component of the ORACLE_HOME/bin path.

ORA-02729: osncon: driver not in osntab

Cause: The driver you have specified is not supported.

Action: Check with your database administrator which drivers are supported.

ORA-02730: osnrnf: cannot find user logon directory

Cause: The driver you have specified could not find your logon directory while searching for your local .sqlnet file.

Action: Set and export the HOME environment variable to identify your home directory. Check with your system administrator to make sure that your uid and home directory are correct in the /etc/passwd file.

ORA-02731: osnrnf: malloc of buffer failed

Cause: The specified driver could not find enough heap space to malloc a buffer.

Action: Contact your customer support representative.

ORA-02732: osnrnf: cannot find a matching database alias

Cause: Database alias specified was not identified in either \$HOME/.sqlnet or /etc/sqlnet.

Action: Create the alias in a file called .sqlnet in your home directory for personal use or ask your system administrator to create the alias in /etc/sqlnet for system-wide use.

ORA-02733: osnsnf: database string too long

Cause: While converting a database alias to a database ID, the resulting database ID string exceeded the ORACLE system-imposed limit.

Action: Contact your customer support representative.

ORA-02734: osnftt: cannot reset shared memory permission

Cause: The Fast driver was unable to reset shared memory permissions.

Action: Contact your customer support representative.

ORA-02735: osnfpm: cannot create shared memory segment

Cause: The Fast driver failed to create a shared memory segment for two-task communication.

Action: Check whether the system-imposed limit on shared memory identifiers has already been reached for your system.

ORA-02736: osnfpm: illegal default shared memory address

Cause: The Fast driver failed to establish a default shared memory address.

Action: Contact your customer support representative.

ORA-02737: osnpcl: cannot tell orapop to exit

Cause: The Pipe driver failed to send orapop the command to exit.

Action: Contact your customer support representative.

ORA-02738: osnpwrtbrkmsg: incorrect number of bytes written

Cause: The pipe driver apparently sent an incomplete break message.

Action: Contact your customer support representative.

ORA-02739: osncon: host alias is too long

Cause: The alias used for a sqlnet host is longer than 161 characters.

Action: Use a shorter alias.

ORA-02750: osnfsmmap: cannot open shared memory file **/dbs/ftt_pid.dbf*

Cause: The Fast driver failed to create a shared memory file for two-task communication.

Action: Check the permissions on the directory **/dbs*

ORA-02751: osnfsmmap: cannot map shared memory file

Cause: The Fast driver failed to map a shared memory file for two-task communication.

Action: Contact your customer support representative.

ORA-02752: osnfsmmap: illegal shared memory address

Cause: The Fast driver failed to attach shared memory at the expected location.

Action: Contact your customer support representative.

ORA-02753: osnfsmmap: cannot close shared memory file

Cause: The Fast driver cannot close the shared memory file.

Action: Contact your customer support representative.

ORA-02754: osnfsmmap: cannot change shared memory inheritance

Cause: The Fast driver could not alter the inheritance attributes of the shared memory.

Action: Contact your customer support representative.

ORA-02755: osnfsmcre: cannot create shared memory file **/dbs/ftt_pid.dbf*

Cause: The Fast driver failed to create a file for shared memory.

Action: Check the permissions on the directory **/dbs*

ORA-02756: osnfsmnam: name translation failure

Cause: The Fast driver encountered an error translating the shared memory filename `?/dbs/ftt_pid.dbf`.

Action: Contact your customer support representative.

ORA-02757: osnfop: fork_and_bind failed

Cause: The Fast driver failed to fork a process onto the desired cluster and node number.

Action: Check the desired node number in `sercose[0]` and cluster ID in `sercose[1]`. If these seem valid, contact customer support.

ORA-02758: Allocation of internal array failed

Cause: The package was unable to allocate memory for an array because the system ran out of memory.

Action: Either reclaim memory by killing other processes or reboot the machine with more memory.

ORA-02759: Not enough request descriptors available

Cause: All of the package's request descriptors are in use performing other requests.

Action: Either wait until enough requests are done, or shut the package down and re-initialize it with more request descriptors.

ORA-02760: Client close of file failed.

Cause: The client was unable to close a file after forking the servers.

Action: This is a system problem - contact your System Administrator.

ORA-02761: File number to be canceled is negative.

Cause: The file number contained with the `sfiov` structure is less than zero.

Action: This may be a programming error. If it is not, contact ORACLE support.

ORA-02762: file number to be cancelled is greater than the maximum.

Cause: The file number contained with the `sfiov` structure is greater than the maximum.

Action: This may be a programming error. If it is not, contact ORACLE support.

ORA-02763: Unable to cancel at least one request

Cause: No requests were found that could be cancelled.

Action: This error can occur if all the requests dealing with that file number have already been filled.

ORA-02764: Invalid package mode

Cause: The mode of the package can only be parallel or duplex.

Action: See `sfa.h` for the correct values.

ORA-02765: Invalid maximum number of servers

Cause: The number of servers given was less than or equal to zero.

Action: Use a number greater than zero.

ORA-02766: Invalid maximum of request descriptors

Cause: The number of request descriptors was less than or equal to zero.

Action: Use a number greater than zero.

ORA-02767: Less than one request descriptor was allocated per server

Cause: The package requires that the number of request descriptors be greater than or equal to the number of servers used.

Action: Use a higher number

ORA-02768: Maximum number of files is invalid

Cause: The maximum number of files to be used by the package was less than or equal to zero.

Action: Use a positive number.

ORA-02769: Setting of handler for SIGTERM failed

Cause: The package was unable to set up handling by the server for the termination signal. This is an internal error.

Action: Contact ORACLE support.

ORA-02770: Total number of blocks is invalid

Cause: The total number of blocks to be allocated for use by the package was not greater than zero.

Action: Use a positive number.

ORA-02771: Illegal request time out value

Cause: The number was not a positive number.

Action: Use a positive number.

ORA-02772: Invalid maximum server idle time

Cause: The time given was not a positive number.

Action: Use a positive number.

ORA-02773: Invalid maximum client wait time

Cause: The time given was not a positive number.

Action: Use a positive number.

ORA-02774: Invalid request list latch time out value

Cause: The time given was not a positive number.

Action: Use a positive number.

ORA-02775: Invalid request done signal

Cause: The signal number was not a positive number.

Action: Use a positive number.

ORA-02776: Value for request done signal exceeds maximum

Cause: The value sent to the package for use as the "request done" signal exceeds the maximum allowed by the operating system.

Action: n/a

ORA-02777: Stat failed on log directory

Cause: The package was unable to get information about the directory in which the log files are to reside.

Action: Check the permissions on the directory or use a different directory name.

ORA-02778: Name given for the log directory is invalid

Cause: The name given for the directory in which the logs are to be kept does not correspond to a directory.

Action: Use a different name.

ORA-02779: Stat failed on core dump directory

Cause: The package was unable to get information about the directory into which the servers are to dump core in the event of an exception.

Action: Check the permissions on the directory or use a different directory name.

ORA-02780: Name given for the core dump directory is invalid

Cause: The name given for the directory in which the server processes are to dump core in the event of an exception does not correspond to a directory.

Action: Use a different name.

ORA-02781: Invalid value given for the timing wanted flag

Cause: The value given was not TRUE or FALSE.

Action: n/a

ORA-02782: Both read and write functions were not specified

Cause: To ensure that the functions act symmetrically, pointers to both the read and write functions must be given.

Action: Either specify both functions or specify neither. The package will supply its own functions.

ORA-02783: Both post and wait functions were not specified

Cause: To ensure that the functions act symmetrically, pointers to both the posting and waiting functions must be given.

Action: Either specify both functions or specify neither. The package will supply its own functions.

ORA-02784: Invalid shared memory ID specified

Cause: The ID of the segment specified for use as the shared buffer region was invalid.

Action: Use a different ID, or let the package specify its own.

ORA-02785: Invalid shared memory buffer size

Cause: The size given for the shared memory segment to be used as the shared buffer region was less than or equal to zero.

Action: Use a positive number.

ORA-02786: Size needed for shared region is greater than segment size

Cause: The size of the shared segment that was specified for the shared buffer region is less than the number of bytes required. The first field of the "additional information" field is the size needed. The second is the size of the segment.

Action: Use a larger size segment or let the package allocate its own.

ORA-02787: Unable to allocate memory for segment list

Cause: The package cannot allocate memory for an internal segment list because the system has run out of memory. The "additional information" field is the amount of memory that the package attempted to allocate.

Action: n/a

ORA-02788: Unable to find kernel process pointer in async process array

Cause: Internal error - Contact ORACLE support.

Action: n/a

ORA-02789: Maximum number of files reached

Cause: The maximum number of files that can be used for asynchronous I/O has been reached.

Action: Shut down the servers and re-initialize the package with a higher number.

ORA-02790: File name is too long

Cause: The length of the name of a file that is being opened for asynchronous I/O is longer than the maximum. The "additional information" field is the maximum length.

Action: Use a shorter name.

ORA-02791: Unable to open file for use with asynchronous I/O

Cause: The package could not open file for some reason.

Action: Check the file name.

ORA-02792: Unable to fstat() a file being used for asynchronous I/O.

Cause: The fstat(2) call on a file being used for asynchronous I/O failed.

Action: Check the file name.

ORA-02793: Close of asynchronous I/O failed.

Cause: The client was unable to close a file being used for asynchronous I/O.

Action: Contact ORACLE support - this should not happen.

ORA-02794: Client unable to get key for shared memory

Cause: The client was unable to get a key so that it obtain shared memory for use with shared memory.

Action: Contact ORACLE support - this is an internal error.

ORA-02795: Request list is empty

Cause: The client was signalled by a server that it was done with a request but the "done" list was empty.

Action: Internal error - contact ORACLE support.

ORA-02796: Done request is not in correct state

Cause: A request is not in the right state.

Action: Internal error - contact ORACLE support.

ORA-02797: No requests available

Cause: No free request descriptors are available.

Action: Wait until some requests are filled and then retry the request, or shutdown the servers and initialize the package with a higher number of requests.

ORA-02798: Invalid number of requests

Cause: The number of operations sent to either sfard() or sfawrite() is less than zero.

Action: This is a user programming error.

ORA-02799: Unable to arm signal handler

Cause: The arming of a signal handler for the "done" signal failed.

Action: Internal error - contact ORACLE support.

ORA-02800: Requests timed out

Cause: Some of the requests for asynchronous input or output were not serviced in the required amount of time.

Action: If the load on the system is high, it is possible that the timeout limit is too low. Reset it with sfainit(). If the server processes are dying due to unexpected signals, this is an internal error, and ORACLE support should be contacted.

ORA-02801: Operations timed out

Cause: Some asynchronous operations timed out in kernel mode.

Action: Internal error - contact ORACLE support.

ORA-02802: No idle servers available in parallel mode

Cause: Internal error.

Action: Contact ORACLE support.

ORA-02803: Retrieval of current time failed

Cause: Internal error.

Action: Contact ORACLE support.

ORA-02804: Allocation of memory failed for log file name

Cause: The client was unable to allocated a buffer for the name of the log file.

Action: Contact your System Administrator.

ORA-02805: Unable to set handler for SIGTPA

Cause: Internal error.

Action: Contact ORACLE support.

ORA-02806: Unable to set handler for SIGALRM

Cause: Internal error.

Action: Contact ORACLE support.

ORA-02807: Allocation of memory for I/O vectors failed.

Cause: The client was unable to allocate memory for the array of I/O vectors that the servers are to use.

Action: Contact your System Administrator.

ORA-02808: Allocation of memory of open files array failed.

Cause: The client was unable to allocate memory for an array of flags that the servers are to use.

Action: Contact your System Administrator.

ORA-02809: Jump buffer not valid

Cause: Internal error.

Action: Contact ORACLE support.

ORA-02810: Unable to make temporary file name for memory mapped file

ORA-02811: Unable to attach shared memory segment

ORA-02812: Bad attach address

ORA-02813: Unable to make temporary file name in order to get key

Cause: Internal error.

Action: Contact ORACLE support.

ORA-02814: Unable to get shared memory

Cause: Shmget(2) failed.

Action: Check the UNIX number. If you are unsure about what it means, contact ORACLE customer support.

ORA-02815: Unable to attach shared memory

Cause: Shmat(2) failed.

Action: Check the UNIX number. If you are unsure about what it means, contact ORACLE customer support.

ORA-02816: Unable to kill a process

Cause: A server did not die after being sent a kill signal.

Action: The process may be a runaway - contact ORACLE customer support.

ORA-02817: Read failed

Cause: A server could not read a requested amount of data.

Action: Check the call to sfard(). An incorrect file descriptor may have been sent to sfard(). The number in the "additional information" field is the starting block number of the data segment being read in.

ORA-02818: Less than the number of blocks requested was read in

Cause: A server could not read in the request amount of data. The first number in the "additional information" field is the block number being read in. The second is the actual number of bytes that was read in.

Action: This is a programming error.

ORA-02819: Write failed

Cause: A server was unable to perform a write. The number in the "additional information" field is the starting block number of the data segment being written out. The first number in the "additional information" field is the block number being written out. The second is the actual number of bytes that was written out. The disk may have filled up.

Action: Check the UNIX error number.

ORA-02820: Unable to write the requested number of blocks

Cause: A server could not write the requested amount of data out to disk. The disk may have run out of space.

Action: Check the UNIX error number.

ORA-02821: Unable to read the requested number of blocks.

Cause: A server could not read the number of blocks that was requested. The end of the file may have been read.

Action: Check the file on disk.

ORA-02822: Invalid block offset

Cause: A server was unable to seek to the designated block.

Action: Check the UNIX error number.

ORA-02823: Buffer is not aligned.

Cause: The buffer on which an I/O is being done is not on the correct boundary.

Action: Check the calling program.

ORA-02824: Request free list is empty

Cause: The list from which the package allocates request descriptors is empty because all of the descriptors is in use.

Action: Wait until some become free, or initialize the package with a higher number of request descriptors.

ORA-02825: Request on free list was not free

Cause: Internal error.

Action: Contact ORACLE support.

ORA-02826: Illegal block size

Cause: A negative number was given for the I/O block size to be used by the asynchronous I/O package.

Action: This is a programming error - use either a positive number or zero to get the default value.

ORA-02827: Invalid file number

Cause: The file number upon which an operation is to done is either less than zero or greater than the maximum number of files than can be open.

Action: This is a programming error. Since the calling program should not touch this number, this is a programming error.

ORA-02828: Segment free list is empty

Cause: No segments are available to allocated.

Action: Free some segments or shut down the package and re-initialize it with a higher number of segments.

ORA-02829: No segment of the proper size is available

Cause: No segment of the proper size is ready for use by the caller.

Action: Free some segments and try again.

ORA-02830: Segment could not be split - no free segments available

Cause: A segment that is larger than that desired could not be split because no free segment was available.

Action: Free some segments and try again.

ORA-02831: Segment deallocation failed - empty segment list

Cause: The caller attempted to deallocate a segment but the "in use" list was empty. This is a programming error.

Action: Check the calling program.

ORA-02832: Segment deallocation failed - segment not on list

Cause: The caller attempted to deallocate a segment that was not on the "in use" list. This is a programming error.

Action: Check the calling program.

ORA-02833: Server was unable to close file

Cause: A server was unable to close a file being used for asynchronous I/O.

Action: See the UNIX error number for more information.

ORA-02834: Server unable to open file

Cause: The server was unable to open a file for use with asynchronous I/O.

Action: Check the UNIX error number for more information.

ORA-02835: Server unable to send signal to client

Cause: Internal error.

Action: Contact ORACLE support.

ORA-02836: Unable to create temporary key file

Cause: Internal error.

Action: Contact ORACLE support.

ORA-02837: Unable to unlink temporary file

Cause: Internal error.

Action: Contact ORACLE support.

ORA-02838: Unable to arm signal handler for the alarm signal

Cause: The arming of a signal handler for the alarm signal failed.

Action: Internal error - contact ORACLE support.

ORA-02839: Sync of blocks to disk failed.

Cause: The server was unable to flush its writes out to disk.

Action: Check the UNIX error number.

ORA-02840: Open of log file by client failed

Cause: The client process was unable to open its log file.

Action: Check the UNIX error number for more information.

ORA-02841: Server died on start up

Cause: A server exited during its initialization process.

Action: Check the servers' logs for more information.

ORA-02842: Client unable to fork a server

Cause: The client could not spawn a server. A possible reason is that the operating system has reached its limit on the number of processes that it can spawn.

Action: Either reduce the number of servers that are to be used, or reconfigure the operating system so that it can handle more processes.

ORA-02843: Invalid value for kernel flag

Cause: An illegal value was given for the kernel flag in the information structure. Only TRUE and FALSE are permitted.

Action: This is a programming error - check the calling routine.

ORA-02844: Invalid value for the leave open flag

Cause: A value was given for the flag that determines whether a file is to be left open after the client checks it to see if the servers can use it. Only TRUE and FALSE are supported.

Action: This is a programming error - check the calling routine.

ORA-02845: Invalid value for the timing wanted flag

Cause: A value was given for the flag that indicates that operations are to be timed out. Only TRUE and FALSE are supported.

Action: This is a programming error - check the calling routine.

ORA-02846: Unkillable server

Cause: A server would not respond to the termination signal. The first number is the number of the server. The second is its UNIX process number. This is an internal problem.

Action: This is an operating system problem.

ORA-02847: Server did not terminate when posted

Cause: A server did not respond to a posted request to shutdown. The first number is the number of the server. The second is its UNIX process number. This is an internal problem.

Action: Contact ORACLE support.

ORA-02848: Asynchronous I/O package is not running

Cause: An operation using the asynchronous I/O package was attempted without first initializing the package using sfainit().

Action: Call sfainit() before using the package.

ORA-02849: Read failed because of an error

Cause: A server could not read the requested amount of data from disk.

Action: Check the UNIX error number.

ORA-02850: File is closed

Cause: A file upon which an asynchronous I/O operation is to be performed has already been closed by the package.

Action: This is a programming error.

ORA-02851: Request list is empty when it should not be

Cause: This is an internal problem.

Action: Contact ORACLE support.

ORA-02852: Invalid critical-section time out value

Cause: The time given was not a positive number.

Action: Use a positive number.

ORA-02853: Invalid server list latch time out value

Cause: The time given was not a positive number.

Action: Use a positive number.

ORA-02854: Invalid number of request buffers

Cause: The value given for "db_slave_buffers" in your INIT.ORA file is less than 0.

Action: Use a number that is greater than or equal to 0.

ORA-02855: Number of requests is less than the number of slaves

Cause: The value given for 'db_slave_buffers' in the initialization parameter file was less than the number specified for the number of slaves, 'db_slaves.'

Action: Specify a number that is greater than that given for 'db_slaves.' Alternatively, specify 0. The kernel will supply the appropriate number.

ORA-02875: smpini: Unable to get shared memory for PGA

Cause: Stated in errno.

Action: Resolve the problem.

ORA-02876: smpini: Unable to attach to shared memory for PGA

Cause: Stated in errno.

Action: Resolve the problem.

ORA-02877: smpini: Unable to initialize memory protection

Cause: The adspcinit program has not been executed.

Action: Execute the adspcinit program as shown in your Installation and Users' Guide. If the problem persists, try rebooting your computer.

ORA-02878: sou2o: Variable smpdidini overwritten

Cause: The variable smpdidini was overwritten, probably by client code.

Action: Verify client code, e.g. Pro*C, for illegal memory access. If the problem occurs outside Single Task operation, contact your customer support representative.

ORA-02879: sou2o: Could not gain access to protected memory

Cause: This is an internal error, note error code in errno.

Action: Report to your customer support representative. Restarting your application or your computer may cure the problem.

ORA-02880: smpini: Could not register PGA for protection

Cause: This is an internal error, note error code in errno.

Action: Report to your customer support representative. Restarting your application or your computer may cure the problem.

ORA-02881: sou2o: Could not revoke access to protected memory

Cause: This is an internal error, note error code in errno.

Action: Report to your customer support representative. Restarting your application or your computer may cure the problem.

ORA-02882: sou2o: Could not register SGA for protection

Cause: This is an internal error, note error code in errno.

Action: Report to your customer support representative. Restarting your application or your computer may cure the problem.

ORA-02899: smscre: Cannot create SGA with Extended Shared Memory feature

Cause: The environment variable EXTSHM was set before starting oracle.

Action: Unset the environment variable EXTSHM and startup oracle.

ORA-03001: unimplemented feature

Cause: This feature is not implemented.

Action: None

ORA-03002: operator not implemented

Cause: This is an internal error.

Action: Contact your customer support representative.

ORA-03007: obsolete feature

Cause: User attempted to use a feature which is no longer supported.

Action: None

ORA-03009: Incompatible OCI function call

Cause: An incompatible OCI function call was issued for new functionality.

Action: Do not use V7 OCI calls for this functionality.

ORA-03100: communication area cannot be allocated; insufficient memory

ORA-03101: invalid input data for *string*

Cause: Invalid input data was detected for the specified data type.

Action: Pass a valid value for the specified data type.

ORA-03102: TTC detects an invalid character set.

Cause: A malformed TTC (Two-Task Common) packet was received.

Action: Contact Oracle Support Services.

ORA-03105: internal protocol error

ORA-03106: fatal two-task communication protocol error

ORA-03107: oranet buffer underflow

ORA-03108: oranet: ORACLE does not support this interface version

ORA-03109: oranet buffer overflow

ORA-03110: oranet: ORACLE does not support this SQL version

ORA-03111: break received on communication channel

ORA-03112: a server linked as single-task cannot use SQL*Net

Cause: A statement containing a SQL*Net connect string was issued to the single-task server. For example, a database link was used in a SQL statement.

Action: Do not use SQL*Net connect strings in a single-task environment.

ORA-03113: end-of-file on communication channel

Cause: The connection between Client and Server process was broken.

Action: There was a communication error that requires further investigation. First, check for network problems and review the SQL*Net setup. Also, look in the alert.log file for any errors. Finally, test to see whether the server process is dead and whether a trace file was generated at failure time.

ORA-03114: not connected to ORACLE

ORA-03115: unsupported network datatype or representation

ORA-03116: invalid buffer length passed to a conversion routine

ORA-03117: two-task save area overflow

ORA-03118: two-task coroutine has invalid state

ORA-03119: two-task detected inconsistent datatype specification

Cause: There was both a datatype, and an anonymous datatype declaration found.

Action: Correct the specification.

ORA-03120: two-task conversion routine: integer overflow

ORA-03121: no interface driver connected - function not performed

ORA-03122: attempt to close ORACLE-side window on user side

Cause: This is an internal error.

Action: Contact your customer support representative.

ORA-03123: operation would block

Cause: This is a status code that indicates that the operation cannot complete now.

Action: None; this is not an error. The operation should be retried again for completion.

ORA-03124: two-task internal error

Cause: Internal error.

Action: Contact your customer support representative.

ORA-03125: client-server protocol violation

Cause: The application received a bad escape sequence from the server and may indicate a problem with the client application user code.

Action: Contact your customer support representative.

ORA-03126: network driver does not support non-blocking operations

Cause: A non-blocking operation was attempted and the network driver does not support non-blocking operations.

Action: Use default blocking operations or use a driver supporting non-blocking operations.

ORA-03127: no new operations allowed until the active operation ends

Cause: An attempt was made to execute a new operation before the active non-blocking operation completed or a new operation was attempted before all the pieces of a column were inserted or fetched.

Action: Execute the new operation after the non-blocking operation completes. If piecewise binds/defines were done, execute the new operation after all the pieces have been inserted or fetched.

ORA-03128: connection is in blocking mode

Cause: The OCI test for non-blocking mode on a connection indicates that the connection is in blocking mode.

Action: If non-blocking mode is required use appropriate OCI calls to change the mode.

ORA-03129: the next piece to be inserted is required

Cause: The application performed a piecewise bind on a column.

Action: Provide the next piece of this bind variable.

ORA-03130: the buffer for the next piece to be fetched is required

Cause: The application performed a piecewise define on the column.

Action: Provide the next buffer for the next piece to be retrieved.

ORA-03131: an invalid buffer was provided for the next piece

Cause: The application either provided the length of the buffer for the next piece to be zero or provided a null pointer.

Action: Verify if the buffer pointer for the next piece is null or if the length is zero.

ORA-03132: two-task default value overflow

Cause: The default value specified for a record field was too large.

Action: Change the default value to fit the field size.

ORA-03134: Connections to this server version are no longer supported.

Cause: An attempt was made to connect to an Oracle server of older version.

Action: Please refer to documentation for more details.

ORA-03135: connection lost contact

Cause: 1) Server unexpectedly terminated or was forced to terminate. 2) Server timed out the connection.

Action: 1) Check if the server session was terminated. 2) Check if the timeout parameters are set properly in sqlnet.ora.

ORA-03136: inbound connection timed out

Cause: Inbound connection was timed out by the server because user authentication was not completed within the given time specified by SQLNET.INBOUND_CONNECT_TIMEOUT or its default value

Action: 1) Check SQL*NET and RDBMS log for trace of suspicious connections. 2) Configure SQL*NET with a proper inbound connect timeout value if necessary.

ORA-03137: malformed TTC packet from client rejected: [string] [string] [string] [string] [string] [string] [string] [string]

Cause: A malformed TTC (Two-Task Common) packet was received from the client.

Action: Contact Oracle Support Services.

ORA-03138: Connection terminated due to security policy violation

Cause: Connection was terminated due to a security policy violation.

Action: Contact the Database Administrator

ORA-03139: This OCI call has been disabled by the DBA

Cause: The SEC_DISABLE_OLDER_ORACLE_RPCS initialization parameter was enabled.

Action: Contact the Database Administrator

ORA-03140: I/O operation in progress

Cause: The current I/O operation was not complete. The error is typically returned from vectored and/or asynchronous I/O calls.

Action: Perform the necessary operation to complete or abort the current I/O.

ORA-03141: I/O request queue full

Cause: The I/O request queue was full and no more requests could be queued.

Action: Perform the proper operations to complete part or all of the current in-progress I/O requests.

ORA-03142: Session ID: *number* Serial number: *number*

Cause: Connection was lost for the specified session and serial number. This is either due to session being killed or network problems.

Action: Reconnect and if error persists, contact Oracle Support Services.

ORA-03143: Process ID: *string* Thread ID: *string*

Cause: Connection was lost for the specified process ID and thread ID. This is either due to session being killed or network problems.

Action: Reconnect and if error persists, contact Oracle Support Services.

ORA-03144: Process ID: *string*

Cause: Connection was lost for the specified process ID. This is either due to session being killed or network problems.

Action: Reconnect and if error persists, contact Oracle Support Services.

ORA-03145: I/O streaming direction error

Cause: Attempted to PUT data when GET streaming was in progress or attempted to GET data when PUT streaming was in progress.

Action: Complete current stream read or write I/O before attempting I/O in reverse direction.

ORA-03146: invalid buffer length for TTC field

Cause: A malformed TTC (Two-Task Common) packet was received.

Action: Contact Oracle Support Services.

ORA-03147: missing mandatory TTC field

Cause: A malformed TTC (Two-Task Common) packet was received.

Action: Contact Oracle Support Services.

ORA-03148: OCI_ATTR_ROW_COUNT cannot return a row count exceeding UB4MAXVAL. The actual row count is [*string*]

Cause: The row count was larger than UB4MAXVAL. OCI clients using OCI_ATTR_ROW_COUNT cannot see row counts larger than UB4MAXVAL.

Action: Upgrade Oracle client to version 12 client libraries or higher and use OCI_ATTR_UB8_ROW_COUNT instead.

ORA-03149: invalid Oracle error code

Cause: An invalid Oracle error code was received by the server.

Action: Contact Oracle Support Services.

ORA-03150: end-of-file on communication channel for database link

Cause: The connection between the client and the remote server process was broken.

Action: Look in the alert.log file of the remote server for any errors. Also, check to see whether the remote server process is dead and whether a trace file was generated at failure time.

ORA-03151: schema name length exceeding UB1MAXVAL

Cause: The schema name length was larger than UB1MAXVAL, and clients older than Release 12.2 were unable to process longer names.

Action: Upgrade the client to Release 12.2 or higher.

ORA-03152: object name length exceeding UB1MAXVAL

Cause: The object name length was larger than UB1MAXVAL, and clients older than Release 12.2 were unable to process longer names.

Action: Upgrade the client to Release 12.2 or higher.

ORA-03153: column name length exceeding UB1MAXVAL

Cause: The column name length was larger than UB1MAXVAL, and clients older than Release 12.2 were unable to process longer names.

Action: Upgrade the client to Release 12.2 or higher.

ORA-03154: Deprecated TTC operation is disallowed.

Cause: A Deprecated Two-Task Common (TTC) remote procedural call (RPC) was invoked.

Action: Check the 'allow_deprecated_rpcs' parameter setting and set it to the desired configuration.

ORA-03155: SQL statement not supported for remote execution

Cause: Statement execution could not proceed because the rewritten statement that was issued to the remote had a different ordering (or number) of bind variables as compared to the original statement issued locally.

Action: Rewrite the statement issued locally to more closely match the rewritten statement issued to the remote (especially in terms of order and number of bind variables). Contact Oracle Support Services for further assistance.

ORA-03160: An invalid client operation was requested by the server

Cause: You are using an Oracle client application linked with libraries with lower version than the current server version.

Action: Upgrade client libraries to be same as or higher than the server version.

ORA-03170: deadlocked on readable physical standby (undo segment *string*)

Cause: A new undo segment was added. A query can occasionally deadlock when issued around the time an undo segment is added and used immediately on the primary.

Action: Retry the query. Avoid creating new undo segments when using standby as a regular part of operation.

ORA-03171: Recovery was terminated during query execution

Cause: Recovery was terminated. A query can occasionally deadlock when recovery is terminated because it needs a block with changes that are made after the point at which recovery was terminated.

Action: Retry the query. Avoid cancelling recovery on standby.

ORA-03172: STANDBY_MAX_DATA_DELAY of *string* seconds exceeded

Cause: Standby recovery fell behind the STANDBY_MAX_DATA_DELAY requirement.

Action: Tune recovery and retry the query later, or switch to another standby database within the data delay requirement.

ORA-03173: Standby may not be synced with primary

Cause: ALTER SESSION SYNC WITH PRIMARY did not work because either the standby was not synchronous or in a data-loss mode with regard to the primary, or the standby recovery was terminated.

Action: Make the standby synchronous and no-data-loss with regard to the primary. Make the standby recovery active.

ORA-03174: STANDBY_MAX_DATA_DELAY does not apply to SYS users

Cause: ALTER SESSION SET STANDBY_MAX_DATA_DELAY did not work for SYS users.

Action: Issue ALTER SESSION SET STANDBY_MAX_DATA_DELAY for non-SYS users.

ORA-03175: parameter *string* mismatch

Cause: The value of the %s parameter was not the same in all instances.

Action: Check %s in all instances.

ORA-03176: *string* only works on an open physical standby database

Cause: The database was not an open physical standby database.

Action: Issue the command on an open physical standby database.

ORA-03177: enable read-only violation logging

ORA-03178: duplicate SESSION or GLOBAL specifications

Cause: Duplicate SESSION or GLOBAL specifications were specified.

Action: Remove the duplicate specification.

ORA-03179: NOCACHE or ORDER sequences cannot be accessed from Active Data Guard standby

Cause: NOCACHE or ORDER sequences were not supported for Active Data Guard standby.

Action: Alter the sequence properties.

ORA-03180: Sequence values cannot be allocated for Oracle Active Data Guard standby.

Cause: Connection to the corresponding primary database failed. The primary database might be down.

Action: Try again later.

ORA-03181: Sequence object no longer exists for Oracle Active Data Guard standby.

Cause: The sequence object might have been dropped by the primary database.

Action: Check the sequence status on the primary database.

ORA-03182: The sequence object is no longer a global sequence for Oracle Active Data Guard standby database.

Cause: The sequence object might have been altered by the primary database.

Action: Check the sequence status on the primary database.

ORA-03183: Parameter *string* value change failed.

Cause: The parameter could not be changed during Oracle Active Data Guard (Oracle ADG) recovery.

Action: Stop the Oracle ADG recovery and then change the parameter value.

ORA-03185: The value change failed for parameter *string*.

Cause: An attempt was made to enable the parameter on a non-Engineered system or it was not on a Platform as a Service.

Action: Contact Oracle Support Services.

ORA-03200: the segment type specification is invalid

Cause: segment type is not TABLE, INDEX, or CLUSTER

Action: use a correct segment type

ORA-03201: the group number specification is invalid

Cause: the freelist group number was either negative or larger than the the number of freelist groups in the segment

Action: use a correct group number

ORA-03202: the scan limit specification is invalid

Cause: the scan limit did not have a positive integer value the number of freelist groups in the segment

Action: use a correct scan limit

ORA-03203: concurrent update activity makes space analysis impossible

Cause: high volume of user updates interfere with the space analysis

Action: retry the command or lock the underlying objects

ORA-03204: the segment type specification should indicate partitioning

Cause: partition name is specified for the space analysis, but the object type does not indicate partitioning

Action: specify PARTITION in the segment type, if the object is partitioned, otherwise, omit the partition name

ORA-03205: partition name is required when partitioned type is specified

Cause: partition name is not specified for the space analysis, but the object type indicates partitioning

Action: specify partition name, if the object is partitioned, otherwise, specify a non-partitioned type

ORA-03206: maximum file size of (*string*) blocks in AUTOEXTEND clause is out of range

Cause: The maximum file size for an autoextendable file has exceeded the maximum number of blocks allowed.

Action: Reduce the size and retry.

ORA-03207: subpartitioned type must be specified for composite object

Cause: partition type is specified for the space analysis, but the object type indicates composite partitioning

Action: specify subpartition name and subpartition type

ORA-03208: partitioned type must be specified for a non-composite object

Cause: subpartition type is specified for the space analysis, but the object type indicates non-composite partitioning

Action: specify partition name and partition type

ORA-03209: DBMS_ADMIN_PACKAGE invalid file/block specification

Cause: The value of file number or block number is outside of limits or inconsistent

Action: Fix the file number/block number value

ORA-03210: DBMS_ADMIN_PACKAGE invalid option specification

Cause: The value of one of the option parameters is incorrect

Action: Fix the option value

ORA-03211: The segment does not exist or is not in a valid state

Cause: The segment specified in the DBMS_SPACE_ADMIN or DBMS_SPACE operation does not exist or is not in a state appropriate for this operation

Action: Fix the segment specification, or put the segment in the appropriate state.

ORA-03212: Temporary Segment cannot be created in locally-managed tablespace

Cause: Attempt to create a temporary segment for sort/hash/lobs in in permanent tablespace of kind locally-managed

Action: Alter temporary tablespace of user to a temporary tablespace or a dictionary-managed permanent tablespace

ORA-03213: Invalid Lob Segment Name for DBMS_SPACE package

Cause: The Lob Segment specified in the DBMS_SPACE operation does not exist.

Action: Fix the Segment Specification

ORA-03214: File Size specified is smaller than minimum required

Cause: File Size specified for add/resize datafile/tempfile does not allow for the minimum required of one allocation unit.

Action: Increase the specification for file size

ORA-03215: File Size specified for resize is too small

Cause: File Size specified for resize datafile/tempfile causes bitmap control structures to overlap

Action: Increase the specification for file size

ORA-03216: Tablespace/Segment Verification cannot proceed

Cause: Corruptions detected during verification which cannot be dealt with

Action: Do manual verification

ORA-03217: invalid option for alter of TEMPORARY TABLESPACE

Cause: invalid option for alter of temporary tablespace was specified

Action: Specify one of the valid options: ADD TEMPFILE, TEMPFILE ONLINE, TEMPFILE OFFLINE

ORA-03218: invalid option for CREATE/ALTER TABLESPACE

Cause: invalid option for create/alter tablespace of type locally-managed

Action: Specify one of the valid options.

ORA-03219: Tablespace '*string*' is dictionary-managed, offline or temporary

Cause: Operation which is only applicable to permanent, online, locally-managed tablespaces is specified for a tablespace which is either dictionary-managed, offline or temporary

Action: Reissue operation for a different tablespace, mount the tablespace or do not issue it at all, since it does not apply for the given tablespace

ORA-03220: DBMS_ADMIN_PACKAGE required parameter is NULL or missing

Cause: Some of the procedures was called with missing or NULL parameters

Action: Specify the missing parameter

ORA-03221: Temporary tablespaces and temporary segments must have standard block size

Cause: An attempt was made to do one of the following : (1) create a temporary tablespace with a non-standard block size or, (2) alter an existing permanent tablespace of non-standard block size to a temporary tablespace or, (3) issue a DDL statement that would result in the creation of a temporary segment in a tablespace of non-standard block size.

Action: (1) If creating a temporary tablespace, do not specify a block size different from the standard block size. (2) If altering an existing permanent tablespace to a temporary tablespace, ensure that it is of standard block size. (3) Ensure that the user's temporary tablespace is a tablespace having the standard block size.

ORA-03222: average row size and row count must be greater than zero

Cause: Either a bad value passed to `dbms_space.create_table_cost()` or explain plan did not pass through size information.

Action: Check the row size parameter in `dbms_space.create_table_cost()`. For explain plan, make sure statistics have been computed for all source tables in the CREATE TABLE AS SELECT statement.

ORA-03223: Bitmap index block addressable limitation reached

Cause: The limitation of addressability of BMIB (Bitmap Index Block) was reached for the current blocksize.

Action: If the segment size has grown greater than addressability of BMIB (Bitmap Index Block), do the following: (1) Partition the table. (2) Move the segment to a tablespace having bigger blocksize.

ORA-03230: segment only contains *string* blocks of unused space above high water mark

Cause: Attempt to preserve too many blocks.

Action: reduce the KEEP amount.

ORA-03231: the INITIAL extent may not be deallocated

Cause: Attempt to deallocate space from the segment which was truncated prior to the 7.3 release.

Action: increase the KEEP amount, or truncate the segment, and reissue the command.

ORA-03233: unable to extend table *string.string* subpartition *string* by *string* in tablespace *string*

Cause: Failed to allocate an extent for table subpartition segment in tablespace.

Action: Use ALTER TABLESPACE ADD DATAFILE statement to add one or more files to the tablespace indicated.

ORA-03234: unable to extend index *string.string* subpartition *string* by *string* in tablespace *string*

Cause: Failed to allocate an extent for index subpartition segment in tablespace.

Action: Use ALTER TABLESPACE ADD DATAFILE statement to add one or more files to the tablespace indicated.

ORA-03235: max # extents (*string*) reached in table *string.string* subpartition *string*

Cause: A table subpartition tried to extend past maxextents

Action: If maxextents is less than the system maximum, raise it. Otherwise, you must recreate with larger initial, next or pctincrease params

ORA-03236: max # extents (*string*) reached in index *string.string* subpartition *string*

Cause: An index subpartition tried to extend past maxextents

Action: If maxextents is less than the system max, raise it. Otherwise, you must recreate with larger initial, next or pctincrease params.

ORA-03237: Initial Extent of specified size cannot be allocated in tablespace (*string*)

Cause: Too large a size for an initial extent due to freelist group specification

Action: Reduce number of freelist groups specified for segment

ORA-03238: unable to extend LOB segment *string.string* subpartition *string* by *string* in tablespace *string*

Cause: An attempt was made to allocate an extent for LOB subpartition segment in tablespace, but the extent could not be allocated because there is not enough space in the tablespace indicated.

Action: Use the ALTER TABLESPACE ADD DATAFILE statement to add one or more files to the tablespace indicated.

ORA-03239: maxextents (*string*) reached in LOB segment *string.string* subpartition *string*

Cause: A LOB subpartition segment tried to extend past maxextents.

Action: If maxextents is less than the system maximum, raise it. Otherwise, recreate the subpartition with larger INITIAL, NEXT, or PCTINCREASE parameters.

ORA-03240: User's temporary tablespace same as tablespace being migrated

Cause: Users default temporary tablespace must be different from the tablespace being migrated.

Action: alter users default temporary tablespace to be different.

ORA-03241: Invalid unit size

Cause: User specified an invalid unit size for the tablespace

Action: Specify the correct unit size. To estimate unit size please refer to Oracle Server Administrator's Guide.

ORA-03242: Tablespace migration retried 500 times

Cause: For migration to complete, temporary segments should not be present in the tablespace at the time of migration.

Action: Avoid migrating the tablespace when there is heavy temporary segment creation going on as with object drops.

ORA-03243: destination dba overlaps with existing control information

Cause: Cannot overlap control information during relocation

Action: Please chose another destination address

ORA-03244: No free space found to place the control information

Cause: During migration of tablespace found no place to put the control information. If during bitmaps relocation, found no space at the specified destination.

Action: If during migration, add more space to the tablespace and retry migration. If during bitmaps relocation, specify a destination address where there is enough free space.

ORA-03245: Tablespace has to be dictionary managed, online and permanent to be able to migrate

Cause: Tablespace was not dictionary managed or online or permanent.

Action: Make sure the tablespace is online, permanent and dictionary managed

ORA-03246: Invalid block number specified

Cause: Control information cannot be placed at the specified dba either because the block number specified is beyond the file end or the file is not large enough to accomodate the control information at that location

Action: specify a correct block number

ORA-03247: Invalid block number specified

Cause: Relocation of bitmaps to the said destination will make the tablespace self descriptive

Action: Choose another destination dba.

ORA-03248: Too much of segment creation activity during migration

Cause: Temporary segments were attempted to be created during migration

Action: The error is signalled after retrying migration for 500 times. Run migration when there is less of segment creation activity is going on.

ORA-03249: Uniform size for auto segment space managed tablespace should have atleast *string* blocks

Cause: For the given blocksize, uniform size specified is insufficient

Action: Specify larger extent size and retry

ORA-03250: Cannot mark this segment corrupt

Cause: This segment cannot be marked corrupt because it contains data dictionary objects

Action: Check the segment information and reissue the command.

ORA-03251: Cannot issue this command on SYSTEM tablespace

Cause: It is not permitted to migrate SYSTEM tablespace from locally managed format to dictionary managed format or relocate bitmaps.

Action: Check the tablespace name and procedure name

ORA-03252: initial extent size not enough for LOB segment

Cause: Fatblock size of LOB segment is too big to fit into the initial extent.

Action: Specify a smaller fatblock size or create the LOB segment in other tablespaces with bigger initial extent size.

ORA-03254: unable to execute the sql in read only database

Cause: Unable to create a consistent snapshot of the object in a read only database. Transaction recovery must be performed before opening the database read only.

Action: Open the database read write, allow dead transaction recovery to complete and then open the database read only.

ORA-03261: the tablespace *string* has only one file

Cause: Dropping file from ts which has a single file extent.

Action: Cannot make a tablespace fileless

ORA-03262: the file is non-empty

Cause: Trying to drop a non-empty datafile

Action: Cannot drop a non empty datafile

ORA-03263: cannot drop the first file of tablespace *string*

Cause: Trying to drop the first datafile with which ts is created

Action: Cannot drop the first datafile with which ts is created

ORA-03264: cannot drop offline datafile of locally managed tablespace

Cause: Trying to drop offline datafile in lmts

Action: Try to drop file afetr making it online

ORA-03274: both ALLOCATE EXTENT and DEALLOCATE UNUSED options are specified

Cause: The DEALLOCATE option and the ALLOCATE option are specified in the same command.

Action: Choose one of the options or issue two separate commands.

ORA-03275: duplicate DEALLOCATE option specification

Cause: The DEALLOCATE UNUSED option to ALTER TABLE or ALTER INDEX is specified more than once.

Action: Specify the option at most once.

ORA-03276: duplicate ALLOCATE EXTENT option specification

Cause: The ALLOCATE EXTENT option to ALTER TABLE or ALTER INDEX is specified more than once.

Action: Specify the option at most once.

ORA-03277: invalid SIZE specified

Cause: The specified value must be an integer.

Action: Choose an appropriate integer value.

ORA-03278: duplicate ALLOCATE EXTENT option specification

Cause: An option (DATAFILE, SIZE or INSTANCE) was specified more than once.

Action: Specify each option at most once.

ORA-03279: invalid INSTANCE specified

Cause: The specified value is not recognized as a valid instance name.

Action: Use a valid name.

ORA-03280: invalid DATAFILE filename specified

Cause: A character string literal is expected, but not found.

Action: Specify filenames using character string literals.

ORA-03281: invalid ALLOCATE EXTENT option

Cause: An option other than DATAFILE, SIZE or INSTANCE was specified.

Action: Remove invalid option and retry the command.

ORA-03282: missing ALLOCATE EXTENT option

Cause: No ALLOCATE EXTENT options were specified.

Action: Specified one or more of the following options: DATAFILE, SIZE or INSTANCE.

ORA-03283: specified datafile *string* does not exist

Cause: The datafile does not exist

Action: Retry the option with the correct datafile

ORA-03284: datafile or tempfile *string* is not a member of tablespace *string*

Cause: The specified datafile or tempfile did not belong to the tablespace that the object resides in.

Action: Retry the option with the correct datafile or tempfile.

ORA-03286: ALLOCATE EXTENT not valid for HASH CLUSTERS

Cause: The cluster is a hash cluster, and can not use the allcoate extent option.

Action: n/a

ORA-03287: invalid FREELIST GROUP specified

Cause: The specified FREELIST GROUP number is invalid

Action: Choose a number between 1 and # freelist groups for this object

ORA-03288: both FREELIST GROUP and INSTANCE parameters may not be specified

Cause: Both FREELIST GROUP and INSTANCE were specified in clause

Action: Remove one of the two parameters

ORA-03289: partition name and segment type do not match

Cause: Partition name and segment type specified for space analysis do not match

Action: Specify type PARTITION if the object is partitioned, specify SUBPARTITION if the object is composite

ORA-03290: Invalid truncate command - missing CLUSTER or TABLE keyword

Cause: Invalid object specification given.

Action: Either specify TRUNCATE CLUSTER or TRUNCATE TABLE

ORA-03291: Invalid truncate option - missing STORAGE keyword

Cause: Expected STORAGE keyword

Action: Either specify DROP STORAGE or REUSE STORAGE

ORA-03292: Table to be truncated is part of a cluster

Cause: The table being truncated is a member of a cluster.

Action: Either use TRUNCATE CLUSTER or DROP TABLE

ORA-03293: Cluster to be truncated is a HASH CLUSTER

Cause: Only INDEX CLUSTERS can be truncated.

Action: Drop and recreate the HASH CLUSTER instead of using truncate.

ORA-03296: cannot resize datafile - file *string* not found

Cause: The specified datafile is not available for resizing.

Action: Ensure that the datafile name is valid, and if so, ensure the file is accessible.

ORA-03297: file contains used data beyond requested RESIZE value

Cause: Some portion of the file in the region to be trimmed is currently in use by a database object

Action: Drop or move segments containing extents in this region prior to resizing the file, or choose a resize value such that only free space is in the trimmed.

ORA-03298: cannot shrink datafile - file *string* is under hot backup

Cause: Attempt to shrink a datafile while it is under hot backup. This is not allowed.

Action: Retry shrinking the file after the hot backup completes.

ORA-03299: cannot create dictionary table *string*

Cause: A dictionary table is created upon the first execution of the command 'alter database datafile autoextend on' for a database. This operation did not succeed. The most probable cause for this is insufficient space in the system tablespace.

Action: See action for next error message in error stack.

ORA-03700: More than one shardspace not allowed with system-managed sharding.

Cause: An attempt to add a shardspace to the catalog was attempted when a shardspace already existed.

Action: Only one shardspace is allowed per system-managed catalog. Use the existing shardspace or re-create the catalog with a different sharding type.

ORA-03701: invalid parameter combination: *string* and *string*

Cause: Mutually exclusive parameters were specified in a command.

Action: Verify the parameters and retry command.

ORA-03702: reserved word used as object name: *string*

Cause: A reserved word was used as the name of an object.

Action: Verify the parameters and retry command.

ORA-03703: no sharded database pools exist

Cause: A command was issued which required a sharded database pool, but none existed.

Action: Add a sharded database pool and retry the command.

ORA-03704: too many sharded database pools exist

Cause: A command was issued which required a sharded database pool, but more than one existed.

Action: Remove a sharded database pool and retry the command.

ORA-03705: must explicitly specify shardgroup name because there could be multiple candidates

Cause: A command was issued without specifying a shardgroup and a default shardgroup could not be determined.

Action: Do not omit '-shardgroup' when multiple shardgroups exist.

ORA-03706: must explicitly specify shardspace name because there could be multiple candidates

Cause: A command was issued without specifying a shardspace and a default shardspace could not be determined.

Action: Do not omit '-shardspace' when multiple shardspaces exist.

ORA-03707: mandatory environment variable not set at destination: *string*

Cause: An environment variable required for the operation was not set at the specified destination.

Action: Provide a value for the variable and retry operation.

ORA-03708: shard '*string*' does not exist

Cause: The requested shard did not exist.

Action: Check the name and try again.

ORA-03709: input parameter too long

Cause: The input file contained a parameter that was too long.

Action: Confirm the file contents and parameter being used and retry the operation.

ORA-03710: directory does not exist or is not writeable at destination: *string*

Cause: A directory required for successful operation did not exist or was not writeable at the destination.

Action: Confirm that the directory exists and that permissions allow for the creation of files.

ORA-03711: A shard with the same database identifier is a member of a different shardgroup.

Cause: A shard with the same database identifier was a member of a shardgroup in another shardspace.

Action: All shards with the same database identifier must be members of the same shardgroup. Specify a different shardgroup and retry the operation.

ORA-03712: A shard with the same database identifier is already in the shardgroup.

Cause: A shard with the same database identifier was a member of the specified shardgroup.

Action: All shards in a shardgroup must have unique database identifiers. Specify a different shardgroup and retry the operation.

ORA-03713: Shard '*string*' contained *string* chunks.

Cause: A shard that contained chunks was removed from the catalog. Those chunks are no longer available.

Action: This is an informational message only.

ORA-03714: errors found during chunk recovery

Cause: The chunk recovery procedure was not able to automatically recover corrupted chunks.

Action: Examine the trace files and manually fix the problems by altering shard tablespaces.

ORA-03715: invalid user *string*

Cause: The specified user did not exist on this shard.

Action: Ensure that the shard DDL is up to date and re-try.

ORA-03716: statement too long

Cause: The statement was too long.

Action: Reduce the size of the statement to 3800 bytes or less.

ORA-03717: Shard *string* does not exist in the shard pool.

Cause: A nonexistent shard was provided for execution.

Action: Ensure that the shard exists and try again.

ORA-03718: Service management is not available at this time because broker configuration *string* does not have a registered primary database.

Cause: The primary database was not registered. Service management requires registration of all primary databases.

Action: Wait for new primary database to be registered and try again.

ORA-03719: Shard character set does not match catalog character set.

Cause: The specified shard character set did not match the catalog character set.

Action: Ensure that the character sets match and try again.

ORA-03720: Shard national character set does not match catalog national character set.

Cause: The specified shard national character set did not match the catalog national character set.

Action: Ensure that the national character sets match and try again.

ORA-03736: Database *string* is not a part of the sharded schema.

Cause: The specified database was not in the sharded schema.

Action: Ensure that the name is correct and try again.

ORA-03737: cannot suspend move for chunk number *string*

Cause: The specified chunk move could not be suspended.

Action: Either the move has already started or is no longer in the the queue. Check the status and try again.

ORA-03738: cannot remove chunk number *string* from the move queue

Cause: The specified chunk could not be removed from the queue.

Action: Either the move has already started or is no longer in the queue. Check the status and try again.

ORA-03739: The specified database is not configured to be a catalog.

Cause: The specified database was not configured to be a catalog.

Action: Specify a valid catalog database and retry the operation.

ORA-03740: Deployment failed with error: *string*

Cause: Unable to successfully complete shard deployment.

Action: Check error returned and retry the operation.

ORA-03741: Could not retrieve default template from shard.

Cause: Unable to retrieve default Oracle Database Configuration Assistant (DBCA) template from shard.

Action: Verify that General_Purpose.dbc exists on shard and retry the operation. Alternately, explicitly provide a template via 'create shard' command options.

ORA-03742: Move chunk conditions are not met.

Cause: Chunk migration pre-check failed because one of the transporting tablespaces was either read-only or in hot backup mode.

Action: Alter the tablespace to fulfill chunk migration requirements.

ORA-03743: cannot create service, sharded services must use preferred_all option

Cause: An attempt was made to create a service in a sharded pool that specified preferred and available databases.

Action: Use only preferred_all option for sharded services.

ORA-03744: Shard DDL state is not up-to-date.

Cause: The requested operation required one or more involved shards to be up-to-date with the DDL state of the sharded system.

Action: Recover shards, which are in DDL Error state, wait for DDL execution to finish on every shard, then retry executing the operation.

ORA-03745: global service manager not running

Cause: The master global service manager was no longer connected to the catalog.

Action: Restart the global service manager and retry operation.

ORA-03746: The GSMUSER account does not have SYSDG and SYSBACKUP privileges.

Cause: The GSMUSER account was not granted SYSDG and SYSBACKUP privileges.

Action: Grant the necessary privileges and retry the operation.

ORA-03747: root table already exists

Cause: New shardspaces could not be added because a root table already existed in the sharded database.

Action: Drop the root table and retry operation.

ORA-03748: A deploy operation is already in progress.

Cause: A previous request for deploy operation was still in progress.

Action: Wait for the previous deploy operation to complete and check if another deploy operation is required before resubmitting the request.

ORA-03749: Chunk move cannot be performed at this time.

Cause: A database condition that prevents chunk move was detected.

Action: Refer to the following error message for additional information. Correct the error, if possible, and try the move again.

ORA-03750: flashback database not enabled

Cause: The flashback database was not enabled on the database being configured.

Action: Enable flashback database and retry the operation.

ORA-03751: user-defined sharding not supported

Cause: User-defined sharding was not supported on the database being configured.

Action: Use either system-managed or composite sharding.

ORA-03752: specified VNCR in use

Cause: The specified valid node check for registration (VNCR) was in use by at least one database or shard.

Action: Remove any databases or shards that use the VNCR and retry the operation.

ORA-03753: The procedure cannot be propagated.

Cause: SYS.EXEC_SHARD_PLSQL can only execute a limited set of PL/SQL procedures.

Action: Execute a procedure manually on each shard.

ORA-03754: shardgroups not allowed with user-defined sharding

Cause: An attempt was made to create a shardgroup with user-defined sharding.

Action: Use either system-managed or composite sharding.

ORA-03755: current database role is incorrect: *string*

Cause: An attempt was made to create a primary shard from a standby database or a standby shard from a primary database.

Action: Validate the current database role and confirm that it matches the role of the specified shardgroup (for system-managed or composite sharding) or that it matches the `-deploy_as` parameter specified in the 'add shard' command (for user-defined sharding).

ORA-03756: The chunk *string* is already being split.

Cause: There was an incomplete split operation on the same chunk ID.

Action: Wait until the split finishes and try again.

ORA-03757: cannot skip or ignore shard DDL

Cause: An attempt was made to skip a system DDL request such as SPLITCHUNK.

Action: Fix the error at the shard, which cause the DDL to fail, and then recover.

ORA-03758: cannot schedule split during an ongoing move

Cause: There was an incomplete move operation.

Action: Wait until the move finishes and try again.

ORA-03759: This procedure cannot be used to set database parameter *string*.

Cause: An attempt was made to set a database parameter that cannot be set using this procedure.

Action: Do not set this parameter using this procedure.

ORA-03760: Oracle RAC affinity is supported only on Oracle RAC database.

Cause: An attempt to enable affinity on non-Oracle RAC database was made

Action: Enable affinity on Oracle RAC database

ORA-03761: Table is not found.

Cause: The table specification was not correct.

Action: Specify a valid table name in the ALTER SYSTEM ENABLE AFFINITY statement.

ORA-03762: Partitioned table with this name does not exist.

Cause: The specified table was not partitioned.

Action: Enable affinity for a partitioned table.

ORA-03763: Partitioned type '*string*' is not supported.

Cause: The specified table was not partitioned by either RANGE, LIST or HASH.

Action: Enable affinity for a partitioned table.

ORA-03764: Affinity is already enabled for a different table or service.

Cause: A table affinity was already specified. Multiple table affinities are currently not supported.

Action: Disable affinity for existing table.

ORA-03765: Service *string* has already been deleted by another session.

Cause: An attempt was made to delete a service that was already deleted.

Action: None. The previous delete request completes and the service is removed.

ORA-03766: Cannot modify service *string* because it is being deleted.

Cause: An attempt was made to modify a service that was already deleted.

Action: None. The previous delete request completes and the service is removed.

ORA-03769: job_queue_processes setting must be greater than one

Cause: The job_queue_processes initialization parameter was set to zero or one.

Action: Set job_queue_processes to a larger value and retry the operation.

ORA-03771: parameter parsing failed with error: *string*

Cause: The parameter values passed to SET DATAGUARD_PROPERTY were invalid.

Action: Verify the parameter values and retry the operation.

ORA-03772: attempt to set Oracle Data Guard property failed with error: *string*

Cause: The values passed to SET DATAGUARD_PROPERTY were invalid.

Action: Verify the input values and retry the operation.

ORA-03900: shard internal database link cannot be altered or dropped

Cause: An attempt was made to directly alter or drop an internal database link for sharding, which is not allowed.

Action: Do not alter or drop shard internal database links.

ORA-03901: shard key or partition set key column cannot be renamed

Cause: An attempt was made to rename a shard key column or a partition set key column of a sharded table, which is not allowed.

Action: Do not rename shard key or partition set key column of a sharded table.

ORA-03902: cannot shrink a system-managed or composite sharded table with primary key or any sharded table with functional index

Cause: An attempt was made to shrink a system-managed or composite sharded table with primary key or a sharded table with functional index, which is not allowed.

Action: Do not perform shrink such tables.

ORA-03903: The Flashback Table operation is not supported on sharded or duplicated tables.

Cause: An attempt was made to perform the Flashback Table operation on a sharded or duplicated table, which is not allowed.

Action: Do not perform a Flashback Table operation on sharded or duplicated tables.

ORA-03904: The sharding virtual column cannot be modified.

Cause: An attempt was made to modify the sharding virtual column, SYS_HASHVAL, which is not allowed.

Action: Do not modify the sharding virtual column.

ORA-03905: cannot use the same tablespace for multiple partitions of a user-defined sharded table

Cause: An attempt was made to use a tablespace for multiple partitions of a user-defined sharded table.

Action: Use different tablespaces for different partitions in a user-defined sharded table.

ORA-03906: invalid tablespace name specified for the partition

Cause: An attempt was made to specify a tablespace for LOBs that belonged to a different shardspace.

Action: Specify tablespaces that belong to the same shardspace for the partition as well as for the LOBs.

ORA-03915: cannot purge an individual chunk tablespace

Cause: An attempt was made to purge an individual chunk tablespace which is a part of a tablespace set.

Action: Use the purge operation only on the tablespace set.

ORA-03950: GoldenGate error: *string*

Cause: An operation failed when performed using Oracle GoldenGate.

Action: Correct the error specified in Oracle GoldenGate output.

ORA-03951: Invalid OGG service descriptor - OGG message: *string*

Cause: One or more components of the Oracle GoldenGate (OGG) service descriptor could not be verified.

Action: Refer to the Oracle GoldenGate message for the required action.

ORA-03952: OGG *string* URI: *string* is not reachable - HTTP message: *string*

Cause: Oracle GoldenGate (OGG) AdminService or DistributionService could not be reached.

Action: Refer to the HTTP message for the required action.

ORA-03953: OGG *string* URI: *string* failed to *string string: string* - OGG message: *string*

Cause: Oracle GoldenGate (OGG) AdminService or DistributionService operation failed.

Action: Refer to the Oracle GoldenGate message for the required action.

ORA-03954: OGG sharding function called in an invalid context: *string* function called in *string*

Cause: Internal error. An Oracle GoldenGate (OGG) sharding functionality was called in an invalid context, for example, catalog function in shard or vice versa.

Action: Contact Oracle Support Services.

ORA-03955: Invalid combination of OGG deployment parameters specified for shardgroup: *string* (S=*string*, C=*string*, R=*string*)

Cause: The values specified for Oracle GoldenGate (OGG) deployment parameters (number of shards - S, number of chunks - C and replication factor - R) for the shardgroup were not compatible with each other.

Action: Ensure that the following invariants hold for the shardgroup: number of chunks >= number of shards number of shards >= replication factor

ORA-03956: Invalid entry in the OGG command payload: *string*

Cause: Internal error. The payload for Oracle GoldenGate (OGG) command sent from the sharding catalog to the shard database contained an invalid entry.

Action: Contact Oracle Support Services.

ORA-03957: Sharding configuration parameter '*string*' is not set in the shard database.

Cause: Internal error. A database initialization parameter required by the shard database was not set during deployment.

Action: Contact Oracle Support Services.

ORA-03958: Failure to remove shard: *string* - *string*

Cause: A request to remove a shard database failed.

Action: Check the shard error message for details.

ORA-03959: chunk allocation error in shardgroup: *string* - *string*

Cause: Internal error. Chunk allocation algorithm for Oracle GoldenGate (OGG) detected inconsistencies in the sharding configuration.

Action: Contact Oracle Support Services.

ORA-03960: Chunk number '*string*' already exists on the target shard.

Cause: An invalid chunk number or target shard name was provided.

Action: Check the chunk number, shard name and try again.

ORA-03961: A move chunk request already exists for chunk number '*string*' from the source shard.

Cause: An invalid chunk number or source shard name was provided.

Action: Check the chunk number, shard name and try again.

ORA-04000: the sum of PCTUSED and PCTFREE cannot exceed 100

Cause: the sum of PCTUSED and PCTFREE for a cluster or table exceeds 100

Action: create the table/cluster specifying values whose sum is ≤ 100

ORA-04001: sequence parameter *string* must be an integer

Cause: %s (a sequence parameter) specified was not an integer

Action: create the sequence, giving the specified parameter an integer value

ORA-04002: INCREMENT must be a non-zero integer

Cause: a sequence increment was specified to be zero

Action: specify the increment to be a non-zero value

ORA-04003: sequence parameter *string* exceeds maximum size allowed (*string* digits)

Cause: %s (a sequencer parameter) had too many digits

Action: specify the parameter with the allowed number of digits

ORA-04004: MINVALUE must be less than MAXVALUE

Cause: MINVALUE was specified to be greater than or equal to MAXVALUE

Action: specify a MINVALUE that is less than MAXVALUE

ORA-04005: INCREMENT must be less than MAXVALUE minus MINVALUE

Cause: the INCREMENT specified is \geq MAXVALUE-MINVALUE

Action: specify an INCREMENT that is $<$ MAXVALUE-MINVALUE

ORA-04006: START WITH cannot be less than MINVALUE

Cause: the given starting value is less than MINVALUE

Action: make sure that the starting value is \geq MINVALUE

ORA-04007: MINVALUE cannot be made to exceed the current value

Cause: the given MINVALUE would be greater than the current value

Action: always make sure that MINVALUE is \leq the current value

ORA-04008: START WITH cannot be more than MAXVALUE

Cause: the starting value would be larger than MAXVALUE

Action: make sure that the starting value is less than MAXVALUE

ORA-04009: MAXVALUE cannot be made to be less than the current value

Cause: the current value exceeds the given MAXVALUE

Action: make sure that the new MAXVALUE is larger than the current value

ORA-04010: the number of values to CACHE must be greater than 1

Cause: the value in the CACHE clause was one

Action: specify NOCACHE, or a value larger than one

ORA-04011: sequence *string* must range between *string* and *string*

Cause: the value specified for one of the sequence parameters exceeds limits

Action: specify parameter within these limits

ORA-04012: object is not a sequence

Cause: the object specified cannot have sequence ddl's performed on it

Action: re-enter the statement being careful with the spelling of the name

ORA-04013: number to CACHE must be less than one cycle

Cause: number to CACHE given is larger than values in a cycle

Action: enlarge the cycle, or cache fewer values

ORA-04014: descending sequences that CYCLE must specify MINVALUE

Cause: sequences that cycle must have their wrap-wrap specified

Action: re-create the sequence, specifying its wrap-value

ORA-04015: ascending sequences that CYCLE must specify MAXVALUE

Cause: sequences that cycle must have their wrap-wrap specified

Action: re-create the sequence, specifying its wrap-value

ORA-04016: sequence *string* no longer exists

Cause: sequence was dropped while processing its next value.

Action: re-create the sequence

ORA-04017: invalid value *string* (length = *string*) for parameter MAX_DUMP_FILE_SIZE

Cause: The string supplied for the parameter MAX_DUMP_FILE_SIZE was not an integer, an integer followed by 'K', 'M', or 'G', nor the special value UNLIMITED.

Action: Provide a proper value for this parameter.

ORA-04018: The '*string*' parameter cannot be altered in Oracle Database Standard Edition or Oracle Database Express Edition.

Cause: An attempt was made to alter the specified parameter in the Standard Edition or Express Edition.

Action: Do not attempt to alter the parameter in the Standard Edition or Express Edition.

ORA-04020: deadlock detected while trying to lock object *stringstringstringstring*

Cause: While trying to lock a library object, a deadlock is detected.

Action: Retry the operation later.

ORA-04021: timeout occurred while waiting to lock object *stringstringstringstring*

Cause: While waiting to lock a library object, a timeout occurred.

Action: Retry the operation later.

ORA-04022: nowait requested, but had to wait to lock dictionary object

Cause: Had to wait to lock a library object during a nowait request.

Action: Retry the operation later.

ORA-04023: Object *stringstringstringstring* could not be validated or authorized

Cause: A number of attempts were made to validate or authorize an object but failed.

Action: Please report this error to Oracle Support Services.

ORA-04024: self-deadlock detected while trying to mutex pin cursor *string*

Cause: While trying to mutex pin a cursor, a self-deadlock is detected.

Action: Retry the operation later.

ORA-04025: maximum allowed library object lock allocated for *stringstringstringstringstring*

Cause: Too many active locks for the object has been allocated. This error can be a result of too many cursors kept open per session.

Action: Close cursors, reduce `session_cached_cursors` value.

ORA-04027: self-deadlock during automatic validation for object *string.string*

Cause: An attempt was made to validate an invalidated object but it failed because of a self-deadlock.

Action: Identify the root cause of the self-deadlock and take corrective action, e.g. compile the invalidated object separately.

ORA-04028: cannot generate diana for object *stringstringstringstringstring*

Cause: Cannot generate diana for an object because of lock conflict.

Action: Please report this error to your support representative.

ORA-04029: error ORA-*string* occurred when querying *stringstringstring*

Cause: The table or view being queried might be missing. The error number indicates the error.

Action: Fix the error.

ORA-04030: out of process memory when trying to allocate *string* bytes (*string,string*)

Cause: Operating system process private memory was exhausted.

Action: n/a

ORA-04031: unable to allocate *string* bytes of shared memory ("*string","string","string","string"*)

Cause: More shared memory is needed than was allocated in the shared pool or Streams pool.

Action: If the shared pool is out of memory, either use the `DBMS_SHARED_POOL` package to pin large packages, reduce your use of shared memory, or increase the amount of available shared memory by increasing the value of the initialization parameters `SHARED_POOL_RESERVED_SIZE` and `SHARED_POOL_SIZE`. If the large pool is out of memory, increase the initialization parameter `LARGE_POOL_SIZE`. If the error is issued from an Oracle Streams or XStream process, increase the initialization parameter `STREAMS_POOL_SIZE` or increase the capture or apply parameter `MAX_SGA_SIZE`.

ORA-04032: *pga_aggregate_target* must be set before switching to auto mode

Cause: attempt to set `workarea_size_policy` to `AUTO` while `pga_aggregate_target` is not specified

Action: before setting `workarea_size_policy`, set `pga_aggregate_target` to a value representing the total private memory available to the instance. This total is generally the total physical memory available in the system minus what is needed for the SGA minus what is needed for the operating system (e.g. 500MB)

ORA-04033: Insufficient memory to grow pool

Cause: The system had insufficient memory to grow the pool to the specified size.

Action: Specify a smaller value to grow the pool.

ORA-04034: unable to shrink pool to specified size

Cause: The pool could not shrink to the specified size as it could not free memory.

Action: Specify a larger value to which to shrink the pool to.

ORA-04035: unable to allocate *string* bytes of shared memory in shared object cache "*string*" of size "*string*"

Cause: More shared memory is needed than was allocated in the shared object cache.

Action: n/a

ORA-04036: PGA memory used by the instance exceeds PGA_AGGREGATE_LIMIT

Cause: Private memory across the instance exceeded the limit specified in the PGA_AGGREGATE_LIMIT initialization parameter. The largest sessions using Program Global Area (PGA) memory were interrupted to get under the limit.

Action: Increase the PGA_AGGREGATE_LIMIT initialization parameter or reduce memory usage.

ORA-04041: package specification must be created first before creating package body

Cause: Attempt to create a package body before creating its package specification.

Action: Create the package specification first before creating the package body.

ORA-04042: procedure, function, package, or package body does not exist

Cause: Attempt to access a procedure, function, package, or package body that does not exist.

Action: Make sure the name is correct.

ORA-04043: object *string* does not exist

Cause: An object name was specified that was not recognized by the system. There are several possible causes: - An invalid name for a table, view, sequence, procedure, function, package, or package body was entered. Since the system could not recognize the invalid name, it responded with the message that the named object does not exist. - An attempt was made to rename an index or a cluster, or some other object that cannot be renamed.

Action: Check the spelling of the named object and rerun the code. (Valid names of tables, views, functions, etc. can be listed by querying the data dictionary.)

ORA-04044: procedure, function, package, or type is not allowed here

Cause: A procedure, function, or package was specified in an inappropriate place in a statement.

Action: Make sure the name is correct or remove it.

ORA-04045: errors during recompilation/revalidation of *string.string*

Cause: This message indicates the object to which the following errors apply. The errors occurred during implicit recompilation/revalidation of the object.

Action: Check the following errors for more information, and make the necessary corrections to the object.

ORA-04046: results of compilation are too large to support

Cause: Attempt to compile and store a large stored procedure that results in compilation data that is too large for the system to support or store.

Action: Reduce the size of the store procedure by splitting it into smaller stored procedures.

ORA-04047: object specified is incompatible with the flag specified

Cause: The object type implied by the flag does not match the type of object specified.

Action: Specify the correct object, or use the appropriate flag

ORA-04050: invalid or missing procedure, function, or package name

Cause: The required procedure, function, or package name is invalid or missing.

Action: Specify a valid name.

ORA-04051: user *string* cannot use database link *string.string*

Cause: During forwarding of a remote object access, an attempt was made to use a non-existent database link or one owned by a user other than the logon user or PUBLIC.

Action: Change your database link structure so that all indirect remote accesses are done from the same userid that originates the request.

ORA-04052: error occurred when looking up remote object

stringstringstringstringstring

Cause: An error occurred when trying to look up a remote object.

Action: Fix the error. Make sure the remote database system has run CATRPC.SQL to create necessary views used for querying or looking up objects stored in the database.

ORA-04053: error occurred when validating remote object

stringstringstringstringstring

Cause: An error occurred when trying to validate a remote object.

Action: Fix the error. Make sure the remote database system has run CATRPC.SQL to create necessary views used for querying or looking up objects stored in the database.

ORA-04054: database link *string* does not exist

Cause: During compilation of a PL/SQL block, an attempt was made to use a non-existent database link.

Action: Either use a different database link or create the database link.

ORA-04055: Aborted: "*string*" formed a non-REF mutually-dependent cycle with "*string*".

Cause: This compilation was aborted because the library unit that was compiled would have formed a non-REF mutually-dependent cycle with some other library units. This happens when an attempt is made to compile types that have attributes of other types that may participate in a cycle with this type. Example: create type t1; create type t2 (a t1); create type t1 (a t2);

Action: Break the cycle (possibly by adding a REF or by using another type).

ORA-04060: insufficient privileges to execute *string*

Cause: Attempt to execute a stored procedure without sufficient privileges.

Action: Get necessary privileges.

ORA-04061: existing state of *string* has been invalidated

Cause: Attempt to resume the execution of a stored procedure using the existing state which has become invalid or inconsistent with the stored procedure because the procedure has been altered or dropped.

Action: Try again; this error should have caused the existing state of all packages to be re-initialized.

ORA-04062: *string of string has been changed*

Cause: Attempt to execute a stored procedure to serve an RPC stub which specifies a timestamp or signature that is different from the current timestamp/signature of the procedure.

Action: Recompile the caller in order to pick up the new timestamp.

ORA-04063: *string has errors*

Cause: Attempt to execute a stored procedure or use a view that has errors. For stored procedures, the problem could be syntax errors or references to other, non-existent procedures. For views, the problem could be a reference in the view's defining query to a non-existent table. Can also be a table which has references to non-existent or inaccessible types.

Action: Fix the errors and/or create referenced objects as necessary.

ORA-04064: not executed, invalidated *string*

Cause: Attempt to execute a stored procedure that has been invalidated.

Action: Recompile it.

ORA-04065: not executed, altered or dropped *string*

Cause: Attempt to execute a stored procedure that has been altered or dropped thus making it not callable from the calling procedure.

Action: Recompile its dependents.

ORA-04066: non-executable object, *string*

Cause: Attempt to execute a non-procedure.

Action: Make sure that a correct name is given.

ORA-04067: not executed, *string does not exist*

Cause: Attempt to execute a non-existent stored procedure.

Action: Make sure that a correct name is given.

ORA-04068: existing state of packages *stringstringstring* has been discarded

Cause: One of errors 4060 - 4067 when attempt to execute a stored procedure.

Action: Try again after proper re-initialization of any application's state.

ORA-04069: cannot drop or replace a library with table dependents

Cause: An attempt was made to drop or replace a library that has dependents. There could be a table which depends on type which depends on the library being dropped.

Action: Drop all table(s) depending on the type, then retry.

ORA-04070: invalid trigger name

Cause: An invalid trigger name was specified.

Action: Verify that trigger name is not a reserved keyword.

ORA-04071: missing BEFORE, AFTER or INSTEAD OF keyword

Cause: The trigger statement is missing the BEFORE/AFTER/INSTEAD OF clause.

Action: Specify either BEFORE, AFTER or INSTEAD OF.

ORA-04072: invalid trigger type

Cause: An invalid trigger type was given.

Action: Specify either INSERT, UPDATE or DELETE.

ORA-04073: column list not valid for this trigger type

Cause: A column list was specified for a non-update trigger type.

Action: Remove the column list.

ORA-04074: invalid REFERENCING name

Cause: An invalid name was given in the referencing clause.

Action: Verify the referencing name is not a reserved word.

ORA-04075: invalid trigger action

Cause: An statement was given for the trigger action.

Action: Re-specify the trigger action.

ORA-04076: invalid NEW or OLD specification

Cause: An invalid NEW or OLD specification was given for a column.

Action: Re-specify the column using the correct NEW or OLD specification.

ORA-04077: WHEN clause cannot be used with table level triggers

Cause: The when clause can only be specified for row level triggers.

Action: Remove the when clause or specify for each row.

ORA-04078: OLD and NEW values cannot be identical

Cause: The referencing clause specifies identical values for NEW and OLD.

Action: Re-specify either the OLD or NEW referencing value.

ORA-04079: invalid trigger specification

Cause: The create TRIGGER statement is invalid.

Action: Check the statement for correct syntax.

ORA-04080: trigger '*string*' does not exist

Cause: The TRIGGER name is invalid.

Action: Check the trigger name.

ORA-04081: trigger '*string*' already exists

Cause: The TRIGGER name or type already exists.

Action: Use a different trigger name or drop the trigger which is of the same name.

ORA-04082: NEW or OLD references not allowed in table level triggers

Cause: The trigger is accessing "new" or "old" values in a table trigger.

Action: Remove any new or old references.

ORA-04083: invalid trigger variable '*string*'

Cause: The variable referenced in the trigger body is invalid.

Action: See the manual for valid trigger variable types.

ORA-04084: cannot change NEW values for this trigger type

Cause: New trigger variables can only be changed in before row insert or update triggers.

Action: Change the trigger type or remove the variable reference.

ORA-04085: cannot change the value of an OLD reference variable

Cause: Old values can only be read and not changed.

Action: Do not attempt to change an old variable.

ORA-04086: trigger description too long, move comments into triggering code

Cause: The trigger description is limited to 2000 characters (for dictionary storage reasons). The description does not include the text of the "when" clause or the text of the pl/sql code executed for the trigger.

Action: If the trigger description contains a large comment, move that

ORA-04087: cannot change the value of ROWID reference variable

Cause: Rowid's can only be read and not changed.

Action: Do not attempt to change an rowid value.

ORA-04088: error during execution of trigger '*string.string*'

Cause: A runtime error occurred during execution of a trigger.

Action: Check the triggers which were involved in the operation.

ORA-04089: cannot create triggers on objects owned by SYS

Cause: An attempt was made to create a trigger on an object owned by SYS.

Action: Do not create triggers on objects owned by SYS.

ORA-04090: '*string*' specifies same table, event and trigger time as '*string*'

Cause: Trigger is of duplicate event and trigger time.

Action: Combine the triggering information into one trigger which is fired at the given time.

ORA-04091: table *string.string* is mutating, trigger/function may not see it

Cause: A trigger (or a user defined plsql function that is referenced in this statement) attempted to look at (or modify) a table that was in the middle of being modified by the statement which fired it.

Action: Rewrite the trigger (or function) so it does not read that table.

ORA-04092: cannot *string* in a trigger

Cause: A trigger attempted to commit or rollback.

Action: Rewrite the trigger so it does not commit or rollback.

ORA-04093: references to columns of type LONG are not allowed in triggers

Cause: A trigger attempted to reference a long column in the triggering table.

Action: Do not reference the long column.

ORA-04094: table *string.string* is constraining, trigger may not modify it

Cause: A trigger attempted to modify a table that was constraining for some referential constraint of a parent SQL statement.

Action: n/a

ORA-04095: trigger '*string*' already exists on another table, cannot replace it

Cause: Cannot replace a trigger which already exists on a different table than the one being replaced.

Action: Drop the trigger with the same name and re-create it.

ORA-04096: trigger '*string*' has a WHEN clause which is too large, limit 2K

Cause: A trigger's 'when' clause is limited to 2K for dictionary storage reasons. The trigger being created exceeded that size.

Action: Use a smaller 'when' clause. Note, the trigger body could be used to perform the same limiting action as the 'when' clause.

ORA-04097: DDL conflict while trying to drop or alter a trigger

Cause: An attempt was made to concurrently perform two DDL operations on a trigger or trigger table.

Action: Investigate the new state of the trigger and retry the DDL operation, if still appropriate.

ORA-04098: trigger '*string.string*' is invalid and failed re-validation

Cause: A trigger was attempted to be retrieved for execution and was found to be invalid. This also means that compilation/authorization failed for the trigger.

Action: Options are to resolve the compilation/authorization errors, disable the trigger, or drop the trigger.

ORA-04099: trigger '*string*' is valid but not stored in compiled form

Cause: A trigger was attempted to be retrieved for execution and was found to be valid, but not stored. This may mean the an upgrade was done improperly from a non-stored trigger release.

Action: Alter compile the trigger to create the trigger in stored form. Also, you may want to review that a proper upgrade was done.

ORA-04930 to ORA-07499

ORA-04930: open sequence number failed or initial state is valid

Cause: Either Shared Sequence Number OS component was not installed properly, or an MC hardware failure may have occurred or a previous instance was not shut down properly.

Action: Verify that there are no background or foreground Oracle processes from a previous instance on this node using the OS command `ps -ef | grep <instance_name>`. Verify that there are no shared memory segments belonging to the user which owns the Oracle installation by using the `ipcs -b` OS command. If there are shared memory segments or processes still on the system, use `svrmgrl` to shutdown the instance with the abort option. If the instance is not up, verify that the cluster software and/or the hardware is installed and working. Log in as superuser and issue the `cnxshow` command. Are all of the nodes in the cluster listed? Are they members of the cluster? Is the communications between nodes okay? If the answer to any of these questions is false, contact Digital's customer support organization.

ORA-04931: unable to set initial sequence number value

Cause: A call to the SSN failed to set the sequence number to its initial value, possibly caused by an MC hardware problem.

Action: Verify that the MC hardware is functioning properly. If it is not, contact Digital's customer support organization. If it is, contact Oracle support.

ORA-04932: increment or adjust of sequence number failed

Cause: A call to the SSN failed to increment the sequence number.

Action: Verify that the MC hardware is functioning properly. If it is not, contact Digital's customer support organization. If it is, contact Oracle support.

ORA-04933: initial service identifier is non-zero

Cause: A valid service identifier existed before the sequence number service was opened.

Action: Verify that the instance is completely shut down.

ORA-04934: unable to obtain the current sequence number

Cause: A call to the SSN failed to return its current value. Either there are many errors occurring on the MC hardware, or the sequence number has become invalid and cannot be validated.

Action: Verify that the MC hardware is functioning properly. If it is, contact Oracle Support.

ORA-04935: unable to get/convert SCN recovery lock

Cause: A process has timed out trying to get or convert the SCN recovery lock. Another process probably has the lock in EX or SHR mode, but is not releasing it.

Action: Contact Oracle Support.

ORA-04940: unsupported optimization of Oracle binary, check alert log for more info

Cause: ORACLE binary has been optimized with unsupported options or a required option has not been used.

Action: Check the documentation for a list of supported and required flags for the optimizing utility that you used to optimize ORACLE. Shutdown the instance, optimize ORACLE again with supported combination of options and restart the instance.

ORA-04941: required operating system patch needs to be applied

Cause: The operating system could not return the start time of a process.

Action: Check that the operating system kernel has been patched to return process start time. Apply the required operating system patch and restart the instance.

ORA-06000: NETASY: port open failure

Cause: Autologin unable to open port

Action: Check log file for OS-specific error code

ORA-06001: NETASY: port set-up failure

Cause: Autologin unable to change port attributes

Action: Check log file for OS-specific error code

ORA-06002: NETASY: port read failure

Cause: Autologin unable to read from port

Action: Check log file for OS-specific error code

ORA-06003: NETASY: port write failure

Cause: Autologin unable to write to port

Action: Check log file for OS-specific error code

ORA-06004: NETASY: dialogue file open failure

Cause: Autologin unable to open dialogue file

Action: Check connect string for accuracy/typos

ORA-06005: NETASY: dialogue file read failure

Cause: Autologin unable to read dialogue file

Action: Check log file for OS-specific error code

ORA-06006: NETASY: dialogue execute failure

Cause: Expected response never received

Action: None

ORA-06007: NETASY: bad dialogue format

Cause: Dialogue file contains syntax error

Action: Correct the dialogue file

ORA-06009: NETASY: dialogue filename too long

Cause: Full file spec for dialogue file exceeds 64 bytes

Action: Amend connect string accordingly

ORA-06010: NETASY: dialogue file too long

Cause: Dialogue file exceeds 768 bytes in length

Action: Simplify dialogue (e.g. remove comments, redundant white space), or split into two and link with "more" command

ORA-06011: NETASY: dialogue too long

Cause: One of two: 1. Dialogue contains more than 24 exchange blocks 2. Dialogue send string exceeds 84 bytes in length

Action: Simplify dialogue or split into two and link with "more" command

ORA-06017: NETASY: message receive failure

Cause: Async driver gets I/O error while doing network read operation

Action: Check log file for OS-specific error code and contact your customer support representative.

ORA-06018: NETASY: message send failure

Cause: Async driver gets I/O error while doing network write operation

Action: Check log file for OS-specific error code and contact your customer support representative.

ORA-06019: NETASY: invalid login (connect) string

Cause: Syntax error in login string.

Action: Resubmit with correct string.

ORA-06020: NETASY: initialisation failure

Cause: Async driver unable to complete initialisation

Action: Check log file for OS-specific error code

ORA-06021: NETASY: connect failed

Cause: Async driver unable to establish connection with partner

Action: Check log file for OS-specific error code

ORA-06022: NETASY: channel open failure

Cause: no free channel [should never happen]

Action: Contact your customer support representative.

ORA-06023: NETASY: port open failure

Cause: Async driver unable to open port

Action: Check log file for OS-specific error code

ORA-06024: NETASY: VTM error

Cause: Virtual Terminal Manager unable to read/write to port

Action: Check log file for OS-specific error code

ORA-06025: NETASY: Configuration error

Cause: Async driver genned for server-only, but client service requested

Action: Contact your customer support representative.

ORA-06026: NETASY: port close failure

Cause: Async driver unable to close port

Action: Check log file for OS-specific error code

ORA-06027: NETASY: channel close failure

Cause: Async driver unable to close channel

Action: Check log file for OS-specific error code

ORA-06028: NETASY: unable to initialise for logging

Cause: Async driver unable to initialise for logging I/O

Action: Contact your customer support representative.

ORA-06029: NETASY: port assignment failure

Cause: Async driver unable to assign port to channel [should never happen]

Action: Contact your customer support representative.

ORA-06030: NETDNT: connect failed, unrecognized node name

Cause: Node name specified in host string is unknown (probably misspelled)

Action: Retry with correct node name

ORA-06031: NETDNT: connect failed, unrecognized object name

Cause: Host string contains reference to object (which doesn't exist): @d:*node-obj* => object is *ORDNobj*; when *node* is VMS, the object is *ORDNobj.COM* when *node* is UNIX, the object is *ORDNobj @d:node::"task=obj"* => object is *obj*; when *node* is VMS, the object is *obj.COM* when *node* is UNIX, the object is *obj*

Action: Retry with correct object name or create the required object on host node

ORA-06032: NETDNT: connect failed, access control data rejected

Cause: Host string contains invalid username/password

Action: Retry with correct username/password

ORA-06033: NETDNT: connect failed, partner rejected connection

Cause: Connection with partner was made but was rejected.

Action: Contact your network administrator.

ORA-06034: NETDNT: connect failed, partner exited unexpectedly

Cause: Connection with host node was made but partner aborted

Action: Make sure object (see 06031, above) is working (for VMS run the command file and make sure that the ORACLE server process starts up); sometimes happens when the network/node is under stress - in this case a retry often works.

ORA-06035: NETDNT: connect failed, insufficient resources

Cause: Insufficient system resources are available to complete the connection; for example, all DECnet channels are in use.

Action: Contact your network administrator.

ORA-06036: NETDNT: connect failed, no response from object

ORA-06037: NETDNT: connect failed, node unreachable

Cause: Host node is down.

Action: Contact your network administrator.

ORA-06038: NETDNT: connect failed, network driver not loaded

ORA-06039: NETDNT: connect failed

Cause: Connect failed for unexpected reason (see OSD error).

Action: Contact your customer support representative.

ORA-06040: NETDNT: invalid login (connect) string

Cause: Syntax error in login string.

Action: Resubmit with correct string.

ORA-06041: NETDNT: disconnect failed

Cause: Driver gets error while doing network close operation

Action: Contact your customer support representative.

ORA-06042: NETDNT: message receive failure

Cause: Driver gets I/O error while doing network read operation

Action: Contact your customer support representative.

ORA-06043: NETDNT: message send failure

Cause: Driver gets I/O error while doing network write operation

Action: Contact your customer support representative.

ORA-06044: NETDNT: connect failed, byte count quota exceeded

Cause: Connect failed because of insufficient byte count quota.

Action: Increase byte count quota.

ORA-06102: NETTCP: cannot allocate context area

Cause: Insufficient dynamic memory available for connection context area.

Action: Contact your customer support representative.

ORA-06105: NETTCP: remote host is unknown

Cause: Host name specified in the login (connect) string is unknown.

Action: Check spelling; make sure name is in the TCP/IP HOST file.

ORA-06106: NETTCP: socket creation failure

Cause: Process open file quota probably exceeded.

Action: Contact your customer support representative.

ORA-06107: NETTCP: ORACLE network server not found

Cause: No entry in SERVICES file for ORACLE server.

Action: Add ("orasrv") entry to the TCP/IP SERVICES file.

ORA-06108: NETTCP: connect to host failed

Cause: Connection attempt to remote host has failed. Probably means that the SQL*Net TCP/IP server on the remote host is not up, or the host itself is not up (check the latter by targeting it with Telnet).

Action: Start the SQL*Net TCP/IP server process on the remote host.

ORA-06109: NETTCP: message receive failure

Cause: I/O error occurred while attempting network read operation.

Action: Contact your customer support representative.

ORA-06110: NETTCP: message send failure

Cause: I/O error occurred while attempting network write operation.

Action: Contact your customer support representative.

ORA-06111: NETTCP: disconnect failure

Cause: Error occurred while closing a socket.

Action: Contact your customer support representative.

ORA-06112: NETTCP: invalid buffer size

Cause: The buffer size specified in the login string exceeds the allowed maximum (of 4096).

Action: Re-submit with valid buffer size.

ORA-06113: NETTCP: Too many connections

Cause: The maximum no. of concurrently open connections has been reached.

Action: Exit an application with an open connection which is no longer required.

ORA-06114: NETTCP: SID lookup failure

Cause: From the remote host's SQL*Net TCP/IP server: the database SID, specified in the login (connect) string, was not recognized.

Action: Add the appropriate SID entry to the CONFIG.ORA file on the remote host (and restart the SQL*Net TCP/IP server).

ORA-06115: NETTCP: unable to create ORACLE logicals

Cause: The host's SQL*Net TCP/IP server was unable to create the necessary logicals required by the ORACLE server process. See the SQL*Net TCP/IP server log file for more details.

Action: Contact your system administrator.

ORA-06116: NETTCP: unable to create ORASRV process

Cause: The host's SQL*Net TCP/IP server was unable to create the ORACLE server process. See the SQL*Net TCP/IP server log file for more details.

Action: Contact your system administrator.

ORA-06117: NETTCP: unable to create ORASRV: quota exceeded

Cause: The host's SQL*Net TCP/IP server was unable to create the ORACLE server process because of quota depletion.

Action: Increase quota allocations to the SQL*Net TCP/IP server process.

ORA-06118: NETTCP: unable to complete handshake with ORASRV

Cause: The ORACLE server process was started but failed to complete its initialization.

Action: Contact your customer support representative.

ORA-06119: NETTCP: spurious client request

Cause: The host's SQL*Net TCP/IP server was unable to recognize this connection request. See the SQL*Net TCP/IP server log file for more details.

Action: Contact your customer support representative.

ORA-06120: NETTCP: network driver not loaded

Cause: The TCP/IP network driver is not loaded.

Action: Check that the TCP/IP driver is loaded correctly.

ORA-06121: NETTCP: access failure

Cause: The host's SQL*Net TCP/IP server was unable to test the accessibility of the SID mapping file (specified in CONFIG.ORA) associated with this connection request. See the SQL*Net TCP/IP server log file for more details.

Action: Contact your customer support representative.

ORA-06122: NETTCP: setup failure

Cause: The host's SQL*Net TCP/IP server was unable to set up the appropriate environment to service this connection request. See the SQL*Net TCP/IP server log file for more details.

Action: Contact your customer support representative.

ORA-06123: NETTCP: cannot set KEEPALIVE

Cause: The host's SQL*Net TCP/IP server was unable to set the socket KEEPALIVE option. See the SQL*Net TCP/IP server log file for more details.

Action: Contact your customer support representative.

ORA-06124: NETTCP: timeout waiting for ORASRV

Cause: The ORACLE server process was started but failed to respond after N secs.

Action: For heavily loaded systems this is not an uncommon occurrence. Increase the value of N (the default is 30) by placing the following entry in the CONFIG.ORA file: SQLNET ORASRV_WAIT = <no. of secs> which will come into effect the next time the SQL*Net TCP/IP server is started.

ORA-06125: NETTCP: ORASRV exited unexpectedly

Cause: The ORACLE server process was started but exited unexpectedly. Possible causes: 1. Insufficient quotas to run ORASRV 2. ORACLE is not installed See the ORASRV output file for more details; the file will be in the ORA_SQLNET directory and will have a name of the form: ORA_SRVTnn_SID.OUT

Action: If appropriate action is not obvious from the ORASRV output file then contact your customer support representative.

ORA-06126: NETTCP: ORASRV unable to open network connection

Cause: The ORACLE server process was started but was unable to open the socket passed to it by TCPSRV.

Action: Contact your customer support representative.

ORA-06127: NETTCP: unable to change username

Cause: The host's SQL*Net TCP/IP server could not establish a PROXY LOGIN connection because the client username is unknown (to the host OS).

Action: Create new user account on host.

ORA-06128: NETTCP: unable to create mailbox

Cause: The host's SQL*Net TCP/IP server was unable to create a mailbox (needed for IPC communication with the ORACLE server process). See the SQL*Net TCP/IP server log file for more details.

Action: Contact your customer support representative.

ORA-06129: NETTCP: unable to transfer socket ownership to ORASRV

Cause: The host's SQL*Net TCP/IP server was unable to transfer the network communication handle to the ORACLE server process. See the SQL*Net TCP/IP server log file for more details.

Action: Contact your customer support representative.

ORA-06130: NETTCP: host access denied

Cause: The host's SQL*Net TCP/IP server rejected this connection request because the client node does not have access privilege - as determined by the contents of the Valid Node Table (VNT), a component of the host's CONFIG.ORA.

Action: To grant access, add appropriate entry to the host's VNT.

ORA-06131: NETTCP: user access denied

Cause: The host's SQL*Net TCP/IP server rejected this connection request because the client user(name) does not have access privilege - as determined by the contents of the Username Mapping Table (UMT), a component of the host's CONFIG.ORA.

Action: To grant access, add appropriate entry to the host's UMT.

ORA-06132: NETTCP: access denied, wrong password

Cause: The host SQL*Net TCP/IP server rejected this connection request because the client password did not match the host password.

Action: To grant access, get passwords in sync.

ORA-06133: NETTCP: file not found

Cause: The host's SQL*Net TCP/IP server could not find the SID mapping file (specified in CONFIG.ORA) associated with this connection request.

Action: Check CONFIG.ORA for spelling; make correct entry.

ORA-06134: NETTCP: file access privilege violation

Cause: The host's SQL*Net TCP/IP server did not have READ/ EXECUTE permission for the SID mapping file (specified in CONFIG.ORA) associated with this connection request.

Action: Change protection on SID mapping file.

ORA-06135: NETTCP: connection rejected; server is stopping

Cause: The host's SQL*Net TCP/IP server rejected this connection request because it is in the process of stopping.

Action: Re-start SQL*Net TCP/IP server.

ORA-06136: NETTCP: error during connection handshake

Cause: Network I/O failure occurred while communicating with the host's SQL*Net TCP/IP server. See the SQL*Net TCP/IP server log file for more details.

Action: Contact your customer support representative.

ORA-06137: NETTCP: error during connection handshake

Cause: Network I/O failure occurred while communicating with the host's SQL*Net TCP/IP server. See the SQL*Net TCP/IP server log file for more details.

Action: Contact your customer support representative.

ORA-06138: NETTCP: error during connection handshake

Cause: Network I/O failure occurred while communicating with the host's SQL*Net TCP/IP server. See the SQL*Net TCP/IP server log file for more details.

Action: Contact your customer support representative.

ORA-06140: NETTCP: no such user

Cause: A proxy login connect attempt failed because the client username has no counterpart on the host.

Action: n/a

ORA-06141: NETTCP: no privilege for user

Cause: A proxy login connect attempt failed because the SQL*Net TCP/IP server had insufficient privileges to access the proxy account.

Action: Change account protection; change server privileges.

ORA-06142: NETTCP: error getting user information

Cause: A proxy login connect attempt failed because the SQL*Net TCP/IP server was unable to access the proxy account. See the SQL*Net TCP/IP server log file for more details.

Action: Contact your customer support representative.

ORA-06143: NETTCP: maximum connections exceeded

Cause: The connect failed because the maximum concurrent connections supported by the host's SQL*Net TCP/IP server has already been reached.

Action: Wait for a short period and re-try.

ORA-06144: NETTCP: SID (database) is unavailable

Cause: The database administrator on the host has varied the SID offline.

Action: Wait for it to be varied back on-line.

ORA-06145: NETTCP: unable to start ORASRV: images not installed

Cause: The host's SQL*Net TCP/IP server was unable to start the ORACLE server process because the ORACLE protected images were not installed.

Action: Install the images.

ORA-06200: TWOTASK: connect failed, can't create mailbox

ORA-06201: TWOTASK: connect failed, can't attach to mailbox

ORA-06202: TWOTASK: connect failed, can't spawn ORASRV process

ORA-06203: TWOTASK: connect failed, handshake failure

ORA-06204: TWOTASK: connect failed, can't access ORASRV2.COM

ORA-06205: TWOTASK: connect failed, can't create logical name

ORA-06206: TWOTASK: message receive failure

ORA-06207: TWOTASK: message send failure

ORA-06208: TWOTASK: invalid login (connect) string

ORA-06209: TWOTASK: connect failed, mailbox already exists

ORA-06210: TWOTASK: connect failed, ORASRV exited unexpectedly

ORA-06211: TWOTASK: connect failed, timeout waiting for ORASRV

ORA-06212: TWOTASK: connect failed, logical name table is full

ORA-06213: TWOTASK: connect failed

ORA-06214: TWOTASK: connect failed, insufficient quotas to create ORASRV

ORA-06215: TWOTASK: connect failed, ORASRV protected image not installed

ORA-06216: TWOTASK: connect failed, can't find ORASRV image file

ORA-06250: NETNTT: cannot allocate send and receive buffers

Cause: Two-task driver could not allocate data buffers.

Action: There is insufficient memory to run your program. Kill off other processes to free up memory.

ORA-06251: NETNTT: cannot translate address file name

Cause: ORACLE_HOME environment variable not set.

Action: Make sure that the ORACLE_HOME environment variable has been properly set and exported.

ORA-06252: NETNTT: cannot open address file

Cause: The NTT two-task driver could not open a file containing address information.

Action: Make sure that the ORACLE_HOME environment variable has been properly set and exported. Make sure the instance you are attempting to connect to is actually up and running.

ORA-06253: NETNTT: cannot read arguments from address file

Cause: The NTT two-task driver could not read addressing information from its addressing file.

Action: Make sure that the ORACLE_HOME environment variable has been properly set and exported. Make sure the instance you are attempting to connect to is actually up and running.

ORA-06254: NETNTT: cannot share connection to cube

Cause: The NTT two-task driver could not share a connection to the cube.

Action: Make sure that the ORACLE_HOME environment variable has been properly set and exported. Make sure the instance you are attempting to connect to is actually up and running.

ORA-06255: NETNTT: cannot read pid of remote process

Cause: An error occurred while reading the NTT communications link.

Action: Contact your customer support representative.

ORA-06256: NETNTT: remote fork failed

Cause: The Oracle listener process on the cube could not fork off a shadow process.

Action: The instance you are trying to connect to probably doesn't have enough memory to run another shadow process. Ask someone else to log off, or connect to a different instance.

ORA-06257: NETNTT: cannot send command line to shadow process

Cause: An error occurred while writing the NTT communications link.

Action: Contact your customer support representative.

ORA-06258: NETNTT: cannot allocate context area

Cause: Two-task driver could not allocate data buffers.

Action: There is insufficient memory to run your program. Kill off other processes to free up memory.

ORA-06259: NETNTT: cannot read from remote process

Cause: An error occurred while reading the NTT communications link.

Action: Contact your customer support representative.

ORA-06260: NETNTT: cannot write to remote process

Cause: An error occurred while writing the NTT communications linke.

Action: Contact your customer support representative.

ORA-06261: NETNTT: nrange() failed

Cause: The call to 'nrange()' failed while attempting to establish a connection.

Action: Contact your customer support representative.

ORA-06262: NETNTT: nfconn() failed

Cause: The call to 'nfconn()' failed while attempting to establish a connection.

Action: Contact your customer support representative.

ORA-06263: NETNTT: out of memory in pi_connect

Cause: Two-task driver could not allocate data buffers.

Action: There is insufficient memory to run your program. Kill off other processes to free up memory.

ORA-06264: NETNTT: data protocol error

Cause: The NTT two-task driver received an unexpected message type."

Action: Contact your customer support representative.

ORA-06265: NETNTT: break protocol error

Cause: The NTT two-task driver received an unexpected message type."

Action: Contact your customer support representative.

ORA-06266: NETNTT: bad write length

Cause: The NTT two-task driver failed on an internal consistency check.

Action: Contact your customer support representative.

ORA-06267: NETNTT: bad state

Cause: The NTT two-task driver failed on an internal consistency check.

Action: Contact your customer support representative.

ORA-06268: NETNTT: cannot read /etc/oratab

Cause: The NTT two-task driver could not read configuration information from /etc/oratab.

Action: Make sure /etc/oratab exists and is readable. This error may occur if the file is incorrectly formatted. It also may occur if the driver has run out of memory.

ORA-06300: IPA: Disconnect failure

Cause: A fatal error occurred during the disconnect from the server. This was probably caused by inaccessible message queues.

Action: If there is no message queue, restart the SQL*Net IPA servers using ipactl. Otherwise contact your customer support representative.

ORA-06301: IPA: Cannot allocate driver context

Cause: The memory pool is exhausted.

Action: Check the circumstances and try to allocate less memory in your program or adjust the init parameters in your INIT.ORA file and retry.

ORA-06302: IPA: Cannot connect to remote host

Cause: The cause may be one of the following: - there is no ADI server defined to reflect a connection to the specified host. - the remote host is not known by the local system. - the ORACLE kernel on the remote host is not generated with the IPA driver

Action: Check sequentially for the above causes and eliminate the actual cause found.

ORA-06303: IPA: Message send error

Cause: The SQL*Net IPA driver could not write the message into the message queue.

Action: Make sure that the message queue exists and is accessible. If necessary rerun ipactl.

ORA-06304: IPA: Message receive error

Cause: The SQL*Net IPA driver could not read a message from the message queue.

Action: Make sure that the message queue exists and is accessible. If necessary rerun ipactl.

ORA-06305: IPA: Illegal message type

Cause: The communication between user and ORACLE is out of synchronization. This message should not normally be issued.

Action: Contact your customer support representative.

ORA-06306: IPA: Message write length error

Cause: The IPA driver tried to write a message in the queue that was too big for the queue.

Action: Contact your customer support representative.

ORA-06307: IPA: Cannot reset connection

Cause: A fatal error occurred during the resetting of the connection.

Action: Contact your customer support representative.

ORA-06308: IPA: No more connections available

Cause: You have exhausted all your connections.

Action: Try again when some of the current users have logged off.

ORA-06309: IPA: No message queue available

Cause: The SQL*Net IPA servers have not been started.

Action: Run ipactl.

ORA-06310: IPA: Environment variable(s) not set

Cause: Environment variable(s) not set correctly.

Action: Check and correct.

ORA-06311: IPA: Maximum number of servers reached

Cause: Maximum number of servers reached.

Action: Shutdown and restart with an increased maximum number of servers. Note that database links consume one server per link. Be sure to start up enough servers to support database links.

ORA-06312: IPA: Incorrect outgoing service name supplied

Cause: Incorrect outgoing service name supplied.

Action: Check and correct the service name.

ORA-06313: IPA: Shared memory failed to initialise

Cause: The shared memory has not been set up correctly.

Action: Contact your system manager.

ORA-06314: IPA: Event set up failure

Cause: Fatal interprocess communication error.

Action: Contact your system manager.

ORA-06315: IPA: Invalid connect string

Cause: The connect string is malformed.

Action: Check and correct.

ORA-06316: IPA: Invalid database SID

Cause: The SID is unknown at the remote side.

Action: Either the database does not exist, is not running, or there are no reserved servers for that SID.

ORA-06317: IPA: Local maximum number of users exceeded

Cause: The maximum number of simultaneous users of SQL*Net IPA has been exceeded on the local side.

Action: Wait for free connections to become available. If the problem persists, contact your system manager.

ORA-06318: IPA: Local maximum number of connections exceeded

Cause: The maximum number of simultaneous connections that SQL*Net IPA can handle to different hosts has been exceeded on the local side.

Action: Wait for free connections to become available. If the problem persists, contact your system manager.

ORA-06319: IPA: Remote maximum number of users exceeded

Cause: The maximum number of simultaneous users of SQL*Net IPA has been exceeded on the remote side.

Action: Wait for free connections to become available. If the problem persists, contact your system manager.

ORA-06320: IPA: Remote maximum number of connections exceeded

Cause: The maximum number of simultaneous connections that SQL*Net IPA can handle from different hosts has been exceeded on the remote side.

Action: Wait for free connections to become available. If the problem persists, contact your system manager.

ORA-06321: IPA: Cannot reach the remote side

Cause: There has been a timeout on an attempt to connect to a remote server the reason for which is most likely to be the remote SQL*Net IPA software is not running. An alternative reason could be that the remote initiator service name is incorrect.

Action: Check and start the remote SQL*Net software. Check that it is started with the correct service names supplied.

ORA-06322: IPA: Fatal shared memory error

Cause: An internal error has occurred in the shared memory handling.

Action: Contact customer support.

ORA-06323: IPA: Cause event error

Cause: Fatal interprocess communication error.

Action: Contact your system manager.

ORA-06400: NETCMN: No default host string specified

Cause: There was no default host string specified in the configuration and the user didn't specify any explicit connect string.

Action: Either reconfigure the system specifying a default connect string or use an explicit connect string.

ORA-06401: NETCMN: invalid driver designator

Cause: The login (connect) string contains an invalid driver designator.

Action: Correct the string and re-submit.

ORA-06402: NETCMN: error receiving break message

Cause: Error occurred while attempting to read a break message.

Action: Contact your customer support representative.

ORA-06403: Unable to allocate memory.

Cause: System unable to allocate needed virtual memory.

Action: Configure more memory, reduce load, or simply try again.

ORA-06404: NETCMN: invalid login (connect) string

Cause: Syntax error in login string.

Action: Correct string and re-submit.

ORA-06405: NETCMN: reset protocol error

Cause: Unable to reset out of break state.

Action: Contact your customer support representative.

ORA-06406: NETCMN: error sending break message

Cause: Error occurred while attempting to send a break message.

Action: Contact your customer support representative.

ORA-06407: NETCMN: unable to set up break handling environment

Cause: Error occurred while attempting to set up asynchronous handlers for incoming, out-of-band break messages.

Action: Contact your customer support representative.

ORA-06408: NETCMN: incorrect message format

Cause: Message from partner contains bad header.

Action: Contact your customer support representative.

ORA-06413: Connection not open.

Cause: Unable to establish connection.

Action: Use diagnostic procedures to ascertain exact problem.

ORA-06416: NETCMN: error on test

Cause: Error occurred while testing I/O status of the network connection.

Action: Contact your customer support representative.

ORA-06419: NETCMN: server can not start oracle

Cause: The remote server was unable to start an ORACLE process on behalf of the client.

Action: Make sure permissions on the remote ORACLE program are correctly set. Contact your system administrator.

ORA-06420: NETCMN: SID lookup failure

Cause: From the remote host's server: the database SID, specified in the login (connect) string, was not recognized.

Action: Add the appropriate SID entry to the CONFIG.ORA or oratab file on the remote host (restarting the remote server may be needed).

ORA-06421: NETCMN: Error detected in the read-in data

Cause: Error found during recomputation of checksum or CRC.

Action: Possible hardware failures of communication nodes. Contact system administrator immediately.

ORA-06422: NETCMN: Error in sending data

Cause: Unable to transmit data to remote host.

Action: Try reconnect to remote host, and contact your system administrator.

ORA-06423: NETCMN: Error in receiving data

Cause: Unable to receive data from remote host.

Action: Try reconnect to remote host, and contact your system administrator.

ORA-06430: ssaio: Seals do not match

Cause: A function was called with an invalid argument.

Action: Contact your Oracle Customer Support Representative.

ORA-06431: ssaio: Invalid Block number

Cause: The file block number is out of range of the file. The additional information returns the block number.

Action: Verify that the block number is correct. Run dbfsize and check if the block number is in that range. Contact your Oracle Customer Support Representative.

ORA-06432: ssaio: Buffer Not Aligned

Cause: The I/O buffer was not aligned on a 2K boundary.

Action: Contact your Oracle Customer Support Representative.

ORA-06433: ssaio: LSEEK error, unable to seek to requested block.

Cause: The additional information returns the block number

Action: Look up the additional information returned in your operating system reference manual. Verify that the block number is correct.

ORA-06434: ssaio: read error, unable to read requested block from database file.

Cause: The read system call returned an error.

Action: The additional information indicates the block number. Look up the additional information returned in your operating system manual.

ORA-06435: ssaio: write error, unable to write requested block to database file.

Cause: The write system call returned an error.

Action: The additional information indicates the block number. Look up the additional information returned in your operating system manual.

ORA-06436: ssaio: asynchronous I/O failed due to incorrect parameters.

Cause: The Asynchronous I/O system call returned an error.

Action: The additional information indicates the block number. Look up the additional information returned in your operating system manual.

ORA-06437: ssaio: the asynchronous write was unable to write to the database file.

Cause: The Asynchronous I/O system call returned an error.

Action: The additional information indicates the block number. Look up the additional information returned in your operating system manual.

ORA-06438: ssaio: the asynchronous read was unable to read from the database file.

Cause: The Asynchronous I/O system call returned an error.

Action: The additional information indicates the block number. Look up the additional information returned in your operating system manual.

ORA-06439: ssaio: the asynchronous write returned incorrect number of bytes

Cause: This write call may have been truncated. The additional information returns the block number and number of bytes.

Action: Verify that the block number and the number of bytes written are correct.

ORA-06440: ssaio: the asynchronous read returned incorrect number of bytes

Cause: This read call may have been truncated. The additional information returns the block number and number of bytes.

Action: Verify that the block number and the number of bytes read are correct.

ORA-06441: ssvwatev: Incorrect parameter passed to function call

Cause: Either the ORACLE process id, or wait time or event ID is invalid.

Action: The additional information indicates the process id, time and event id.

ORA-06442: ssvwatev: Failed with unexpected error number.

Cause: Some system problems may exist on your system, please check error logs.

Action: The additional information indicates the error number. Look up the additional information returned in your operating system manual.

ORA-06443: ssvpstev: Incorrect parameter passed to function call

Cause: An invalid event ID is passed in to this routine.

Action: The additional information indicates the event id.

ORA-06444: ssvpstev: Failed with unexpected error number.

Cause: Some system problems may exist on your system, please check error logs.

Action: The additional information indicates the error number. Look up the additional information returned in your operating system manual.

ORA-06445: ssvpstevrg: Incorrect parameters passed to function call

Cause: An invalid event id, or the low and high event ID do not exist.

Action: The additional information indicates the error number. It also contains the event id, low boundary and high boundary.

ORA-06446: ssvpstevrg: Failed with unexpected error number.

Cause: Some system problems may exist on your system, please check error logs.

Action: The additional information indicates the error number. Look up the additional information returned in your operating system manual.

ORA-06447: ssvpstp: Incorrect parameter passed to function call

Cause: Invalid oracle process ID is passed in to this routine.

Action: The additional information indicates the process id.

ORA-06448: ssvpstp: Failed with unexpected error number.

Cause: Some system problems may exist on your system, please check error logs.

Action: The additional information indicates the error number. Look up the additional information returned in your operating system manual.

ORA-06449: The list IO or the sysvndor is not installed.

Cause: ORACLE tries to use the sysvndor interface (INIT.ORA parameter use_sysvndor=true) but the UNIX kernel does not have the ORACLE sysvndor interface linked in.

Action: Set use_sysvndor=false in INIT.ORA, if you don't want to use this interface or link the UNIX kernel with this interface so that ORACLE can use it.

ORA-06500: PL/SQL: storage error

Cause: PL/SQL was unable to allocate additional storage. This message normally appears with an ORA-4030 or ORA-4031 error which gives additional information. Sometimes this error can be caused by runaway programs.

Action: 1) Ensure there are no issues or bugs in your PL/SQL program which are causing excessive amounts of memory to be used. 2) Programmatically cause unused

objects to be freed (e.g. by setting them to NULL). 3) Increase the amount of shared or process memory (as appropriate) available to you.

ORA-06501: PL/SQL: program error

Cause: This is an internal error message. An error has been detected in a PL/SQL program.

Action: Contact Oracle Support Services.

ORA-06502: PL/SQL: numeric or value errorstring

Cause: An arithmetic, numeric, string, conversion, or constraint error occurred. For example, this error occurs if an attempt is made to assign the value NULL to a variable declared NOT NULL, or if an attempt is made to assign an integer larger than 99 to a variable declared NUMBER(2).

Action: Change the data, how it is manipulated, or how it is declared so that values do not violate constraints.

ORA-06503: PL/SQL: Function returned without value

Cause: A call to PL/SQL function completed, but no RETURN statement was executed.

Action: Rewrite PL/SQL function, making sure that it always returns a value of a proper type.

ORA-06504: PL/SQL: Return types of Result Set variables or query do not match

Cause: Number and/or types of columns in a query does not match declared return type of a result set variable, or declared types of two Result Set variables do not match.

Action: Change the program statement or declaration. Verify what query the variable actually refers to during execution.

ORA-06505: PL/SQL: variable requires more than 32767 bytes of contiguous memory

Cause: A PL/SQL variable was declared with a constraint which required more than 32767 bytes of memory. PL/SQL does not currently support allocations of contiguous memory greater than 32767 bytes.

Action: Consider reducing the constraint in the variable declaration. If that is not possible, try changing the database or national character set to such, that requires less memory for the same constraint. Note: changing the character set will impact execution of all PL/SQL code.

ORA-06508: PL/SQL: could not find program unit being calledstring

ORA-06509: PL/SQL: ICD vector missing for this package

ORA-06510: PL/SQL: unhandled user-defined exception

Cause: A user-defined exception was raised by PL/SQL code, but not handled.

Action: Fix the problem causing the exception or write an exception handler for this condition. Or you may need to contact your application administrator or DBA.

ORA-06511: PL/SQL: cursor already open

Cause: An attempt was made to open a cursor that was already open.

Action: Close cursor first before reopening.

ORA-06512: at *stringline string*

Cause: Backtrace message as the stack is unwound by unhandled exceptions.

Action: Fix the problem causing the exception or write an exception handler for this condition. Or you may need to contact your application administrator or DBA.

ORA-06513: PL/SQL: index for PL/SQL table out of range for host language array

Cause: An attempt is being made to copy a PL/SQL table to a host language array. But an index in the table is either less than one or greater than the maximum size of the host language array. When copying PL/SQL tables to host language arrays, the table entry at index 1 is placed in the first element of the array, the entry at index 2 is placed in the second element of the array, etc. If a table entry has not been assigned then the corresponding element in the host language array is set to null.

Action: Increase size of host language array, or decrease size of PL/SQL table. Also make sure that you don't use index values less than 1.

ORA-06514: PL/SQL: The remote call cannot be handled by the server

Cause: The remote call has parameters that are cursor variables or lob variables. This cannot be handled by stored procedures on your server.

Action: Avoid using cursor variables or lob variables as parameters for stored procedures on this server or upgrade your server to a version that supports this.

ORA-06515: PL/SQL: unhandled exception *string*

Cause: An exception was raised by PL/SQL code, but not handled. The exception number is outside the legal range of Oracle errors.

Action: Fix the problem causing the exception or write an exception handler for this condition. Or you may need to contact your application administrator or DBA.

ORA-06516: PL/SQL: the Probe packages do not exist or are invalid

Cause: A Probe operation, probably an attempt to initialize the ORACLE server to debug PL/SQL, could not be completed because the Probe packages were not loaded or have become invalid.

Action: DBA should load the Probe packages. This can be done by running the pload.sql script supplied with the RDBMS.

ORA-06517: PL/SQL: Probe error - *string*

Cause: An error occurred while passing a Probe operation to the server for execution.

Action: Refer to the entry for the embedded error message.

ORA-06518: PL/SQL: Probe version *string* incompatible with version *string*

Cause: The current version of Probe is incompatible with the version on the ORACLE server.

Action: Refer to the documentation to ensure that this degree of compatibility is supported.

ORA-06519: active autonomous transaction detected and rolled back

Cause: Before returning from an autonomous PL/SQL block, all autonomous transactions started within the block must be completed (either committed or rolled back). If not, the active autonomous transaction is implicitly rolled back and this error is raised.

Action: Ensure that before returning from an autonomous PL/SQL block, any active autonomous transactions are explicitly committed or rolled back.

----- 06520 through 06529 reserved
for Foreign function errors

ORA-06520: PL/SQL: Error loading external library

Cause: An error was detected by PL/SQL trying to load the external library dynamically.

Action: Check the stacked error (if any) for more details.

ORA-06521: PL/SQL: Error mapping function

Cause: An error was detected by PL/SQL trying to map the mentioned function dynamically.

Action: Check the stacked error (if any) for more details.

ORA-06522: *string*

Cause: ORA-06520 or ORA-065211 could stack this error with a system specific error string.

Action: This error string should give the cause for errors ORA-06520 or ORA-065211

ORA-06523: Maximum number of arguments exceeded

Cause: There is an upper limit on the number of arguments that one can pass to the external function.

Action: Check the port specific documentation on how to calculate the upper limit.

ORA-06524: Unsupported option : *string*

Cause: The option specified is an unsupported feature for external procedures.

Action: Correct the syntax in the external specification

ORA-06525: Length Mismatch for CHAR or RAW data

Cause: The length specified in the length variable has an illegal value. This can happen if you have requested requested a PL/SQL INOUT, OUT or RETURN raw variable to be passed as a RAW with no corresponding length variable. This error can also happen if there is a mismatch in the length value set in the length variable and the length in the orlvstr or orlraw.

Action: Correct the external procedure code and set the length variable correctly.

ORA-06526: Unable to load PL/SQL library

Cause: PL/SQL was unable to instantiate the library referenced by this referenced in the EXTERNAL syntax. This is a serious error and should normally not happen.

Action: Report this problem to customer support.

ORA-06527: External procedure SQLLIB error: *string*

Cause: An error occurred in sqllib during execution of a Pro* external procedure.

Action: The message text indicates the actual SQLLIB error that occurred. Consult the Oracle Error Messages and Codes manual for a complete description of the error message and follow the appropriate action.

ORA-06528: Error executing PL/SQL profiler

Cause: An error occurred in during execution of a PL/SQL profiler procedure.

Action: Check the stacked errors for more details.

ORA-06529: Version mismatch - PL/SQL profiler

Cause: The PL/SQL profiler package (dbmspb.sql, prvtpbp.plb) does not match the version of the code in the server implementing the profiler.

Action: Run the package profload.sql in \$ORACLE_HOME/rdbms/admin to load the correct version of the PL/SQL profiler packages

ORA-06530: Reference to uninitialized composite

Cause: An object, LOB, or other composite was referenced as a left hand side without having been initialized.

Action: Initialize the composite with an appropriate constructor or whole-object assignment.

ORA-06531: Reference to uninitialized collection

Cause: An element or member function of a nested table or varray was referenced (where an initialized collection is needed) without the collection having been initialized.

Action: Initialize the collection with an appropriate constructor or whole-object assignment.

ORA-06532: Subscript outside of limit

Cause: A subscript was greater than the limit of a varray or non-positive for a varray or nested table.

Action: Check the program logic and increase the varray limit if necessary.

ORA-06533: Subscript beyond count

Cause: An in-limit subscript was greater than the count of a varray or too large for a nested table.

Action: Check the program logic and explicitly extend if necessary.

ORA-06534: Cannot access Serially Reusable package *string*

Cause: The program attempted to access a Serially Reusable package in PL/SQL called from SQL context (trigger or otherwise). Such an access is currently unsupported.

Action: Check the program logic and remove any references to Serially Reusable packages (procedure, function or variable references) which might happen in PL/SQL called from sql context (trigger or otherwise).

ORA-06535: statement string in *string* is NULL or 0 length

Cause: The program attempted to use a dynamic statement string that was either NULL or 0 length.

Action: Check the program logic and ensure that the dynamic statement string is properly initialized.

ORA-06536: IN bind variable bound to an OUT position

Cause: The program attempted to bind an IN bind variable to a statement that was expecting an OUT bind variable at that position.

Action: Make sure that an OUT or IN OUT bind mode is specified for the bind argument.

ORA-06537: OUT bind variable bound to an IN position

Cause: The program attempted to bind an OUT bind variable to a statement that was expecting an IN bind variable at that position.

Action: Make sure that an IN or IN OUT bind mode is specified for the bind argument.

ORA-06538: statement violates *string* RESTRICT_REFERENCES pragma

Cause: The program attempted to execute a dynamic statement which does not meet the purity level specified (in the pragma RESTRICT_REFERENCES directive) for the module executing the statement.

Action: Ensure that the dynamic statement meets the purity level specified for the module executing the statement.

ORA-06539: target of OPEN must be a query

Cause: The program attempted to perform an OPEN cursor operation on a dynamic statement that was not a query.

Action: Ensure that the OPEN cursor operation is done on a dynamic query statement. ----- 06540 through 06549 reserved for pl/sql error handling

ORA-06540: PL/SQL: compilation error

Cause: A pl/sql compilation error occurred. However, the user generally will not see this error message. Instead, there will be accompanying PLS-nnnnn error messages.

Action: See accompanying PLS-nnnnn error messages.

ORA-06541: PL/SQL: compilation error - compilation aborted

Cause: A pl/sql compilation error occurred and the compilation was aborted; but the compilation unit was written out to the backing store. However, unlike ora-06545, the user generally will not see this error message. Instead, there will be accompanying PLS-nnnnn error messages.

Action: See accompanying PLS-nnnnn error messages.

ORA-06542: PL/SQL: execution error

ORA-06543: PL/SQL: execution error - execution aborted

ORA-06544: PL/SQL: internal error, arguments: [*string*], [*string*], [*string*], [*string*], [*string*], [*string*], [*string*], [*string*]

Cause: A pl/sql internal error occurred.

Action: Report as a bug; the first argument is the internal error number.

ORA-06545: PL/SQL: compilation error - compilation aborted

Cause: A pl/sql compilation error occurred and the compilation was aborted completely without the compilation unit being written out to the backing store. Unlike ora-06541, the user will always see this error along with the accompanying PLS-nnnnn error messages.

Action: See accompanying PLS-nnnnn error messages.

ORA-06546: DDL statement is executed in an illegal context

Cause: DDL statement is executed dynamically in illegal PL/SQL context. - Dynamic OPEN cursor for a DDL in PL/SQL - Bind variable's used in USING clause to

EXECUTE IMMEDIATE a DDL - Define variable's used in INTO clause to EXECUTE IMMEDIATE a DDL

Action: Use EXECUTE IMMEDIATE without USING and INTO clauses to execute the DDL statement.

ORA-06547: RETURNING clause must be used with INSERT, UPDATE, or DELETE statements

Cause: EXECUTE IMMEDIATE with a RETURNING clause is used to execute dynamic UPDATE, INSERT, or DELETE statements only.

Action: use RETURNING clause in EXECUTE IMMEDIATE for INSERT, UPDATE, or DELETE statements only. For other statements, use USING clause instead.

ORA-06548: no more rows needed

Cause: The caller of a pipelined function did not need more rows to be produced by the pipelined function.

Action: Do not catch the NO_DATA_NEEDED exception in an exception handling block.

ORA-06549: PL/SQL: failed to dynamically open shared object (DLL): *string:string*

Cause: One possible cause might be there are too many DLLs open at the same time.

Action: -----

ORA-06550: line *string*, column *string*:\n*nstring*

Cause: Usually a PL/SQL compilation error.

Action: n/a

ORA-06551: PL/SQL: Unhandled exception

ORA-06552: PL/SQL: *string*

ORA-06553: PLS-*string*: *string*

ORA-06554: package DBMS_STANDARD must be created before using PL/SQL

Cause: The DBMS specific extensions to PL/SQL's package "STANDARD" are in package "DBMS_STANDARD". This package must be created before using PL/SQL.

Action: Create package "DBMS_STANDARD". The source for this PL/SQL stored package is provided with the distribution.

ORA-06555: this name is currently reserved for use by user SYS

Cause: You tried to create a package named "STANDARD", "DBMS_STANDARD" or "DEBUG_IO". These are currently reserved for use by user SYS.

Action: Choose another name for your package.

ORA-06556: the pipe is empty, cannot fulfill the unpack_message request

Cause: There are no more items in the pipe.

Action: Check that the sender and receiver agree on the number and types of items placed on the pipe.

ORA-06557: null values are not allowed for any parameters to pipe icd's

Cause: Internal error from the dbms_pipe package.

Action: n/a

ORA-06558: buffer in dbms_pipe package is full. No more items allowed

Cause: The pipe buffer size has been exceeded.

Action: n/a

ORA-06559: wrong datatype requested, *string*, actual datatype is *string*

Cause: The sender put different datatype on the pipe than that being requested (package 'dbms_pipe'). The numbers are: 6 - number, 9 - char, 12 - date.

Action: Check that the sender and receiver agree on the number and types of items placed on the pipe.

ORA-06560: pos, *string*, is negative or larger than the buffer size, *string*

Cause: Internal error from the dbms_pipe package.

Action: n/a

ORA-06561: given statement is not supported by package DBMS_SQL

Cause: Attempting to parse an unsupported statement using procedure PARSE provided by package DBMS_SQL.

Action: Only statements which begin with SELECT, DELETE, INSERT, UPDATE, LOCK, BEGIN, DECLARE or << (PL/SQL label delimiter) are supported.

ORA-06562: type of out argument must match type of column or bind variable

Cause: Attempting to get the value of a column or a bind variable by calling procedure COLUMN_VALUE or VARIABLE_VALUE of package DBMS_SQL but the type of the given out argument where to place the value is different from the type of the column or bind variable that was previously defined by calling procedure DEFINE_COLUMN (for defining a column) or BIND_VARIABLE (for binding a bind variable) of package DBMS_SQL.

Action: Pass in an out argument of the correct type when calling procedure COLUMN_VALUE or VARIABLE_VALUE. The right type is the type that was provided when defining the column or binding the bind variable.

ORA-06563: name has too many parts

Cause: The name to be resolved was specified as one of the following: - With three parts (A.B.C) but the A.B parts resolved to an object that did not expose visible nested procedures; the C part could not be resolved. - With two parts (A.B) and the A part resolved to an object that did not expose visible nested procedures; the B part could not be resolved.

Action: Specify the valid name of an object or of a packaged procedure or function without specifying any additional trailing parts.

ORA-06564: object *string* does not exist

Cause: The named object could not be found. Either it does not exist or you do not have permission to access it.

Action: Create the object or get permission to access it.

ORA-06565: cannot execute *string* from within stored procedure

Cause: The named procedure cannot be executed from within a stored procedure, function or package. This function can only be used from pl/sql anonymous blocks.

Action: Remove the procedure from the calling stored procedure.

ORA-06566: invalid number of rows specified

Cause: An invalid number of rows was specified in a call to the procedure DEFINE_COLUMN in the package DBMS_SQL. For a given parsed statement in a given cursor, all columns must be defined to have the same number of rows, so all the calls to DEFINE_COLUMN must specify the same number of rows.

Action: Specify a number that matches that for previously defined columns.

ORA-06567: invalid number of values specified

Cause: An invalid number of values to be bound was specified in a call to the procedure BIND_VARIABLE in the package DBMS_SQL. In order to execute a given parsed statement in a given cursor, the same number of values must have been bound for all bind variables, so when EXECUTE is called, the latest calls to BIND_VARIABLE must have specified the same number of values to be bound for all bind variables.

Action: Make sure that the same number of values have been bound for all of the bind variables.

ORA-06568: obsolete ICD procedure called

Cause: An obsolete ICD procedure was called by a PL/SQL program. The PL/SQL program was probably written for an earlier release of RDBMS.

Action: Make sure that all PL/SQL programs have been upgraded to the latest release of the RDBMS. This can be accomplished by following upgrade instructions in the README file, or by running the catproc.sql script supplied with the RDBMS.

ORA-06569: Collection bound by bind_array contains no elements

Cause: A collection with zero elements was bound to a bind variable in a call to procedure BIND_ARRAY in the package DBMS_SQL. In order to execute a bind of a collection, the collection must contain at least one element. If no elements are present then at execute time there will be no value for this bind and the statement is meaningless.

Action: Fill the collection with the elements you want to bind and try the bind call again.

ORA-06570: shared pool object does not exist, cannot be pinned/purged

Cause: The specified shared pool shared cursor could not be found, therefore it cannot be pinned/purged.

Action: Make sure that a correct shared cursor name is given. Names are a string of the form 'HHHHHHHH,SDDDDDDDDDD' where the H's are an 8 digit hex number from the 'address' column of v\$sqlarea, and the D's are a 1 to 10 digit decimal number with an optional leading sign (from the 'hash_value' column) Remove the procedure from the calling stored procedure.

ORA-06571: Function *string* does not guarantee not to update database

Cause: There are two possible causes for this message: * A SQL statement references a packaged, PL/SQL function that does not contain a pragma that prevents the database from being updated. * A SQL statement references a stand-alone, PL/SQL function that contains an instruction to update the database.

Action: If the referenced function is a packaged, PL/SQL function: Recreate the PL/SQL function with the required pragma; be certain to include the 'Write No Database State' (WNDS) argument in the argument list of the pragma. If the referenced function is a stand-alone, PL/SQL function: Do not use the function.

ORA-06572: Function *string* has out arguments

Cause: A SQL statement references either a packaged, or a stand-alone, PL/SQL function that contains an OUT parameter in its argument list. PL/SQL functions referenced by SQL statements must not contain the OUT parameter.

Action: Recreate the PL/SQL function without the OUT parameter in the argument list.

ORA-06573: Function *string* modifies package state, cannot be used here

Cause: There are two possible causes for this message: * A SQL statement references a packaged, PL/SQL function that does not contain a pragma containing the 'Write no Package State' (WNPS). * A SQL statement references a stand-alone, PL/SQL function that modifies a package state. A stand-alone, PL/SQL function referenced by a SQL statement cannot modify a package state.

Action: If the function is a packaged, PL/SQL function: Recreate the function and include a pragma containing the 'Write no Package State' (WNPS). If the function is a stand-alone, PL/SQL function: Delete the function from the SQL statement.

ORA-06574: Function *string* references package state, cannot execute remotely

Cause: There are two possible causes for this message: * A remote, packaged function or a remote-mapped, local, packaged function that does not contain a pragma with the 'Write no Package State' (WNPS) and 'Read no Package State' (RNPS) arguments references a package state. * A remote, stand-alone function or a remote-mapped, local, stand-alone function contains a reference to a package state (reads or writes a package variable). Only local functions that are referenced in a SELECT list, VALUES clause of an INSERT statement, or SET clause of an UPDATE statement can modify a package state.

Action: If the function is a packaged function: Recreate the function and include a pragma containing the 'Write no Package State' (WNPS) and 'Read no Package State' (RNPS) arguments. If the function is a stand-alone function: Do not call the function.

ORA-06575: Package or function *string* is in an invalid state

Cause: A SQL statement references a PL/SQL function that is in an invalid state. Oracle attempted to compile the function, but detected errors.

Action: Check the SQL statement and the PL/SQL function for syntax errors or incorrectly assigned, or missing, privileges for a referenced object.

ORA-06576: not a valid function or procedure name

Cause: Could not find a function (if an INTO clause was present) or a procedure (if the statement did not have an INTO clause) to call.

Action: Change the statement to invoke a function or procedure

ORA-06577: output parameter not a bind variable

Cause: The argument corresponding to an IN/OUT or OUT parameter for a function or a procedure or a function return value in a CALL statement must be a bind variable.

Action: Change the argument to a bind variable

ORA-06578: output parameter cannot be a duplicate bind

Cause: The bind variable corresponding to an IN/OUT or OUT parameter for a function or a procedure or a function return value in a CALL statement cannot be a duplicate bind variable.

Action: Change the bind variable to be unique

ORA-06579: Bind variable not big enough to hold the output value

Cause: The bind variable specified by the user is not large enough to hold the output returned by the function or a procedure.

Action: Specify a bind variable of larger size.

ORA-06580: Hash Join ran out of memory while keeping large rows in memory

Cause: Hash Join reserves 3 slots (each slot size = DB_BLOCK_SIZE * HASH_JOIN_MULTIBLOCK_IO_COUNT) for a row. If a row is larger than that, this error will be raised.

Action: Increase HASH_JOIN_MULTIBLOCK_IO_COUNT so that each joined row fits in a slot. HASH_AREA_SIZE may also need to be increased.

ORA-06592: CASE not found while executing CASE statement

Cause: A CASE statement must either list all possible cases or have an else clause.

Action: Add all missing cases or an else clause.

ORA-06593: *string* is not supported with natively compiled PL/SQL modules

Cause: Specified feature is not yet supported for natively compiled PL/SQL modules yet.

Action: Recompile the relevant PL/SQL modules in non-native mode by setting the parameter `plsql_compiler_flags` to INTERPRETED.

ORA-06595: REF CURSOR parameters are not supported in forwarded RPC calls

Cause: An attempt was made to make a forwarded RPC call with a REF CURSOR parameter.

Action: Either call the remote function directly (i.e., not by way of forwarding), or move the remote function to a database where it can be called directly.

ORA-06596: object cannot be purged, object is permanently kept in shared pool

Cause: The specified object was permanently kept, therefore, cannot be purged.

Action: Use DBMS_SHARED_POOL.UNKEEP procedure to unkeep the object and then purge it.

ORA-06597: Failed to increase the session's call stack memory to *string* bytes at a depth of *string* calls. (The current maximum is *string* bytes.)

Cause: PL/SQL program execution used more call stack memory than permitted.

Action: * Ask your DBA to increase the maximum allowed call stack memory. *
Decrease the amount of call stack used by the program. This may be accomplished by using fewer, smaller local variables, or by limiting the depth of function call nesting.

ORA-06598: insufficient INHERIT PRIVILEGES privilege

Cause: An attempt was made to run an AUTHID CURRENT_USER function or procedure, or to reference a BEQUEATH CURRENT_USER view, and the owner of that function, procedure, or view lacks INHERIT PRIVILEGES privilege on the calling user.

Action: Either do not call the function or procedure or reference the view, or grant the owner of the function, procedure, or view INHERIT PRIVILEGES privilege on the calling user.

ORA-06599: unsupported LOB operation in RPC call

Cause: An attempt was made to perform certain large object (LOB) date type operations (for example, deep copying of a temporary or abstract LOB on the client side) while performing a remote procedural call (RPC). This is not currently supported.

Action: Perform the LOB operation in question before starting the RPC. Or, perform those LOB operations on the server side instead of the client side.

ORA-06600: LU6.2 Driver: SNA software is not loaded

Cause: The SNA software is not running.

Action: Start the SNA software and try again.

ORA-06601: LU6.2 Driver: Invalid database ID string

Cause: The database string in the connect was invalid.

Action: Provide a valid database string, as defined in documentation.

ORA-06602: LU6.2 Driver: Error allocating context area

Cause: Context area failure.

Action: Contact your local service representative.

ORA-06603: LU6.2 Driver: Error allocating memory

Cause: Operating system refused request for memory.

Action: Contact you local service representative.

ORA-06604: LU6.2 Driver: Unable to allocate session with remote LU

Cause: Allocate system call failed.

Action: Ensure that the SNA software is running and that sessions are free. If this is the case, then check your SNA configuration data for errors. You may have entered an incorrect parameter.

ORA-06605: LU6.2 Driver: Unexpected line turnaround

Cause: SNA software switched from send to receive unexpectedly.

Action: Check the SNA configuration data, particularly parameters associated with a session.

ORA-06606: LU6.2 Driver: Unexpected response from SNA

Cause: A parameter in an SNA call returned an unexpected value.

Action: Attempt to reproduce problem, debug and record the value of the 'what' data parameter at the time of error. Then contact your service representative.

ORA-06607: LU6.2 Driver: Reset occurred in send state

Cause: A reset was issued whilst in send state.

Action: Check the SNA LOG data, if relevent, for further information.

ORA-06608: LU6.2 Driver: Reset occurred in receive state

Cause: A reset was received from the partner whilst in receive state. This may be because the partner deallocated.

Action: Check the SNA LOG data, if relevent, for further information.

ORA-06610: LU6.2 Driver: Failed during deallocation

Cause: LU6.2 driver was unable to deallocate gracefully.

Action: Check the reason for deallocation. Consult the SNA LOG data.

ORA-06611: LU6.2 Driver: Request to send error

ORA-06612: LU6.2 Driver: Send data error

ORA-06613: LU6.2 Driver: Receive and wait error

ORA-06614: LU6.2 Driver: Receive Immediate error

ORA-06615: LU6.2 Driver: Send error

ORA-06616: LU6.2 Driver: Attach to LU failed

Cause: The SQL*Net LU6.2 driver was unable to attach to the LU specified in the connect string, or was unable to attach to the default LU.

Action: Check that the LU name specified in the connect string, or the default LU name if no LU was specified, is correctly configured and operational.

ORA-06617: LU6.2 Driver: Attach to PU failed

ORA-06618: LU6.2 Driver: Activation of subnetwork failed

ORA-06619: LU6.2 Driver: Unable to activate remote partner

ORA-06620: LU6.2 Driver: Invalid remote partner

ORA-06621: LU6.2 Driver: Allocation error

ORA-06622: LU6.2 Driver: Unable to attach to SNA

Cause: The SQL*Net LU6.2 driver could not attach to the SNA software on your machine. The most likely cause is that the SNA software is not operational.

Action: Check the status of the SNA software, ensure that it is operational and then try again.

ORA-06700: TLI Driver: incorrect message type from host

Cause: TLI received a message with an unrecognizable message type.

Action: Contact your customer support representative.

ORA-06701: TLI Driver: incorrect number of bytes written

Cause: TLI sent a message that was apparently successful, but the number of bytes transmitted did not match the number of bytes supplied to the driver.

Action: Contact your customer support representative.

ORA-06702: TLI Driver: cannot allocate context area

Cause: TLI could not allocate heap space for the context area.

Action: Contact your customer support representative.

ORA-06703: TLI Driver: send break message failed

Cause: TLI failed to send a break message across the connection.

Action: Contact your customer support representative.

ORA-06704: TLI Driver: receive break message failed

Cause: TLI failed to receive an expected break message.

Action: Contact your customer support representative.

ORA-06705: TLI Driver: remote node is unknown

Cause: TLI could not find your remote host information.

Action: Make sure you specified the hostname correctly on the command line. (Also, check your capitalization and spelling.)

ORA-06706: TLI Driver: service not found

Cause: TLI could not find service information for the specified service name.

Action: If you specified the service name on the command line or with the environment variable TLI_SERVER, make sure you specified it correctly. If the service name is not in the SERVICES file for your protocol, ask your system administrator to add it.

ORA-06707: TLI Driver: connection failed

Cause: TLI failed to establish the connection to a SQL*Net TCP/IP server due to an error encountered by the remote server, which has supplied a string describing the remote error.

Action: See the SQL*Net TCP/IP User's Guide section "orasrv Messages" for the specific cause and action.

ORA-06708: TLI Driver: message receive failure

Cause: TLI encountered an error receiving a message from the communication channel.

Action: Contact your customer support representative.

ORA-06709: TLI Driver: message send failure

Cause: TLI encountered an error sending a message across the communication channel.

Action: Contact your customer support representative.

ORA-06710: TLI Driver: send interrupt break message failed

Cause: TLI failed to send a break message while handling an interrupt signal from the user.

Action: Contact your customer support representative.

ORA-06711: TLI Driver: error on bind

Cause: TLI failed to assign a network address to the communication channel.

Action: Contact your customer support representative.

ORA-06712: TLI Driver: error on accept

Cause: TLI failed to accept a connection request from the client.

Action: Contact your customer support representative.

ORA-06713: TLI Driver: error on connect

Cause: TLI failed to connect the client to the remote server. The network line to the remote host may be down.

Action: Use other network login programs to make sure that the remote host is accessible.

ORA-06720: TLI Driver: SID lookup failure

Cause: The database SID supplied in the database login string was not recognized by the remote host.

Action: Ask your system administrator to add the appropriate SID entry to oratab on the remote host.

ORA-06721: TLI Driver: spurious client req

Cause: The remote TLI server received an undefined request.

Action: Contact your customer support representative.

ORA-06722: TLI Driver: connection setup failure

Cause: The remote TLI server rejected the connection request, and the client was unable to retrieve an error code or message.

Action: Contact your customer support representative.

ORA-06730: TLI Driver: unable to open clone device

Cause: TLI failed to open the Streams clone device associated with the transport provider.

Action: Contact your customer support representative.

ORA-06731: TLI Driver: cannot alloc t_call

Cause: TLI cannot allocate space for the client's connection information.

Action: Contact your customer support representative.

ORA-06732: TLI Driver: cannot alloc t_discon

Cause: TLI cannot allocate space for the client's disconnection information.

Action: Contact your customer support representative.

ORA-06733: TLI Driver: failed to receive disconnect

Cause: TLI failed to receive an expected disconnection message during connection release.

Action: Contact your customer support representative.

ORA-06734: TLI Driver: cannot connect

Cause: TLI failed to connect the client to the remote server.

Action: Check that the remote TLI server is running.

ORA-06735: TLI Driver: client failed to close error conn

Cause: TLI failed to properly close a connection after an error was received.

Action: Contact your customer support representative.

ORA-06736: TLI Driver: server not running

Cause: TLI timed out while attempting to connect to the remote TLI server.

Action: Check that the remote TLI server is running with the status utility for the transport provider you are using. If it is not, ask your system administrator to start it.

ORA-06737: TLI Driver: connection failed

Cause: TLI could not establish a connection to the remote TLI server.

Action: Check that the remote TLI server is running with the status utility for the transport provider you are using.

ORA-06741: TLI Driver: unable to open protocol device

Cause: The TLI server failed to open the Streams device associated with the transport provider.

Action: Contact your customer support representative.

ORA-06742: TLI Driver: cannot alloc t_bind

Cause: The TLI server cannot allocate space for its requested network address.

Action: Contact your customer support representative.

ORA-06743: TLI Driver: cannot alloc t_bind

Cause: The TLI server cannot allocate space for its actual network address.

Action: Contact your customer support representative.

ORA-06744: TLI Driver: listener cannot bind

Cause: The TLI server failed to assign the correct network address on which to listen for connections.

Action: Contact your customer support representative.

ORA-06745: TLI Driver: listener already running

Cause: The network address on which the TLI server awaits connection requests is in use, possibly because the server is already running.

Action: Ensure that the TLI server is not already running. If it is not running and this error message recurs, contact your customer support representative.

ORA-06746: TLI Driver: cannot alloc t_call

Cause: TLI cannot allocate space for the TLI server's connection information.

Action: Contact your customer support representative.

ORA-06747: TLI Driver: error in listen

Cause: The TLI server encountered an error while listening for connection requests.

Action: Contact your customer support representative.

ORA-06748: TLI Driver: cannot allocate t_discon

Cause: TLI cannot allocate space for the TLI server's disconnection information.

Action: Contact your customer support representative.

ORA-06749: TLI Driver: option not allowed across network

Cause: The requested TLI server command must be issued from the same host on which the server is running.

Action: Log in to the remote host and try again.

ORA-06750: TLI Driver: sync failed

Cause: The ORACLE process started by the TLI server was unable to synchronize its inherited connection.

Action: Contact your customer support representative.

ORA-06751: TLI Driver: bound addresses unequal

Cause: The osn check server address failed. The bound server address was not the same as the requested binding address.

Action: Contact your customer support representative.

ORA-06752: TLI: error in signal setup

Cause: A call to sigaction() returned with a system error.

Action: Contact your customer support representative.

ORA-06753: TLI Driver: name-to-address mapping failed

Cause: For SVR4, the netdir_getbyname() call failed for some unknown reason.

Action: Contact your customer service representative.

ORA-06754: TLI Driver: unable to get local host address

Cause: The name of the remote host to connect to was not specified, and the name of the local host cannot be retrieved from the HOSTS file.

Action: Contact your system administrator.

ORA-06755: TLI Driver: cannot close transport endpoint

Cause: The TLI server was unable to close a connection after passing it to an ORACLE process.

Action: Contact your customer support representative.

ORA-06756: TLI Driver: cannot open oratab

Cause: The TLI server could not open the file used to define the locations of remotely accessible databases.

Action: Ask your system administrator to check that the file exists and has the correct permissions.

ORA-06757: TLI Driver: server got bad command

Cause: The TLI server received an invalid command.

Action: Contact your customer support representative.

ORA-06760: TLI Driver: timeout reading orderly release

Cause: TLI was not able to retrieve an expected disconnect message while closing the communication channel.

Action: Contact your customer support representative.

ORA-06761: TLI Driver: error sending orderly release

Cause: TLI encountered an error sending a disconnect message closing the communication channel.

Action: Contact your customer support representative.

ORA-06762: TLI Driver: error reading orderly release

Cause: TLI encountered an error receiving an expected disconnect message while closing the communication channel.

Action: Contact your customer support representative.

ORA-06763: TLI Driver: error sending disconnect

Cause: TLI encountered an error sending a disconnect message closing the communication channel.

Action: Contact your customer support representative.

ORA-06764: TLI Driver: error reading disconnect

Cause: TLI was not able to retrieve an expected disconnect message while closing the communication channel.

Action: Contact your customer support representative.

ORA-06765: TLI Driver: error awaiting orderly release

Cause: TLI encountered an error awaiting a disconnect message while closing the communication channel.

Action: Contact your customer support representative.

ORA-06766: TLI Driver: close failed during release

Cause: TLI failed to close the communication channel after receiving a disconnect message.

Action: Contact your customer support representative.

ORA-06767: TLI Driver: alloc failed during release

Cause: TLI cannot allocate space for disconnection information while closing the communication channel.

Action: Contact your customer support representative.

ORA-06770: TLI Driver: error sending version

Cause: TLI encountered an error while sending its version information during connection establishment.

Action: Contact your customer support representative.

ORA-06771: TLI Driver: error reading version

Cause: TLI encountered an error while awaiting the expected version information during connection establishment.

Action: Contact your customer support representative.

ORA-06772: TLI Driver: error sending command

Cause: TLI encountered an error while sending a command message during connection establishment.

Action: Contact your customer support representative.

ORA-06773: TLI Driver: error reading command

Cause: TLI encountered an error while awaiting the expected command message during connection establishment.

Action: Contact your customer support representative.

ORA-06774: TLI Driver: error sending break mode

Cause: TLI encountered an error while sending break-mode message during connection establishment.

Action: Contact your customer support representative.

ORA-06775: TLI Driver: error reading break mode

Cause: TLI encountered an error while awaiting the expected break-mode message during connection establishment.

Action: Contact your customer support representative.

ORA-06776: TLI Driver: error sending parms

Cause: TLI encountered an error while sending the connection parameters during connection establishment.

Action: Contact your customer support representative.

ORA-06777: TLI Driver: error reading parms

Cause: TLI encountered an error while awaiting the expected connection parameter message during connection establishment.

Action: Contact your customer support representative.

ORA-06778: TLI Driver: error sending ccode

Cause: TLI encountered an error while sending the completion status message during connection establishment.

Action: Contact your customer support representative.

ORA-06779: TLI Driver: error reading ccode

Cause: TLI encountered an error while awaiting the expected completion status message during connection establishment.

Action: Contact your customer support representative.

ORA-06780: TLI Driver: rcv error code failed

Cause: TLI encountered an error while awaiting an expected error message during connection establishment.

Action: Contact your customer support representative.

ORA-06781: TLI Driver: error reading negotiation string

Cause: TLI encountered an error while awaiting the expected negotiation message during connection establishment.

Action: Contact your customer support representative.

ORA-06790: TLI Driver: poll failed

Cause: TLI was unable to poll the communication channel for possible incoming messages.

Action: Contact your customer support representative.

ORA-06791: TLI Driver: poll returned error event

Cause: TLI received an unexpected event while polling the communication channel for possible incoming messages.

Action: Contact your customer support representative.

ORA-06792: TLI Driver: server cannot exec oracle

Cause: The remote TLI server was unable to start an ORACLE process on behalf of the client.

Action: Note the operating system error message or number and contact your system administrator. The permissions on the remote ORACLE program may be set incorrectly.

ORA-06793: TLI Driver: server cannot create new process

Cause: The remote TLI server was unable to start an ORACLE process on behalf of the client.

Action: Note the operating system error message or number and contact your system administrator. The remote host may be unable to create any new processes due to a full process table.

ORA-06794: TLI Driver: shadow process could not retrieve protocol info

Cause: The ORACLE process either failed to allocate memory to store the protocol information record, or the protocol rejected the request for some unknown reason.

Action: Contact your customer support representative.

ORA-06800: TLI Driver: SQL*Net SPX client went away during reconnect

Cause: The client process was aborted by the system or the user, and was unable to complete the connection establishment with the server listener process.

Action: Determine cause of client exit, and reattempt connection.

ORA-06801: TLI Driver: listen for SPX server reconnect failed

Cause: An unknown event occurred on the client's listening socket.

Action: Contact your customer support representative.

ORA-06802: TLI Driver: could not open the /etc/netware/yellowpages file

Cause: The /etc/netware/yellowpages file does not exist, or is not readable by the TLI listener process.

Action: Insure the file exists and is readable. Make sure that the server machine's node name, network number, ethernet address, and listening socket number are encoded in the file.

ORA-06803: TLI Driver: the IPX device file could not be opened

Cause: The /dev/ipx file does not exist, or the driver has not been installed in the kernel correctly.

Action: Reinvoke the Oracle root installation. If problem continues, contact your customer support representative.

ORA-06804: TLI Driver: could not bind an IPX address at initialization

Cause: The IPX driver has not been correctly installed.

Action: Reinvoke the Oracle root installation. If problem continues, contact your customer support representative.

ORA-06805: TLI Driver: could not send datagram SAP packet for SPX

Cause: The socket endpoint for sending SAP packet was corrupted for some unknown reason.

Action: Contact your customer support representative.

ORA-06806: TLI Driver: could not complete protocol initialization for SPX

Cause: A step in the SPX/IPX protocol initialization failed.

Action: Check the previous error reported, and follow corrective action.

ORA-06807: TLI Driver: could not open ethernet device driver file

Cause: The file /dev/eth does not exist, or the driver it references could not be opened.

Action: The system's real ethernet device file, for example /dev/wd, for the Western Digital ethernet driver, should be linked to the file /dev/eth. If this has been done, insure that the ethernet driver has been installed by completing the TCP/IP installation on your system, and testing a connection. If problem continues, contact your customer support representative for a list of supported ethernet drivers.

ORA-06808: TLI Driver: could not link IPX and ethernet streams

Cause: Either the ethernet driver has not been installed in the system correctly, or the ethernet driver is not supported.

Action: Insure that the ethernet driver has been installed by completing the TCP/IP installation on your system, and testing a connection. If problem continues, contact your customer support representative for a list of supported ethernet drivers.

ORA-06809: TLI Driver: could not clear the IPX ethernet SAP at init

Cause: The IPX driver has not been correctly installed.

Action: Reinvoke the Oracle root installation. If problem continues, contact your customer support representative.

ORA-06810: TLI Driver: could not set the IPX ethernet SAP at init

Cause: The IPX driver has not been correctly installed.

Action: Reinvoke the Oracle root installation. If problem continues, contact your customer support representative.

ORA-06811: TLI Driver: could not set the IPX network number at init

Cause: The IPX driver has not been correctly installed, or the network number encoded in the `/etc/netware/yellowpages` file is invalid.

Action: The network number in the yellowpages file should match the four-byte network number of your Novell file server. If this is configured correctly, reinvoke the Oracle root installation. If problem continues, contact your customer support representative.

ORA-06812: TLI Driver: could not read the ethernet driver's node address

Cause: The ethernet driver is not installed correctly, or does not support this operation.

Action: Contact your customer support representative for a list of supported ethernet drivers.

ORA-06813: TLI Driver: the configured ethernet address is incorrect

Cause: The node address read from the ethernet driver does not match the value encoded in the `/etc/netware/yellowpages` file for this server.

Action: Confirm the correct ethernet node address for your LAN card, and enter this value in the yellowpages file.

ORA-06814: TLI Driver: the SPX device file could not be opened

Cause: The `/dev/nspxd` file does not exist, or the driver has not been installed in the kernel correctly.

Action: Reinvoke the Oracle root installation. If problem continues, contact your customer support representative.

ORA-06815: TLI Driver: could not link SPX and IPX streams

Cause: The SPX driver has not been correctly installed.

Action: Reinvoke the Oracle root installation. If problem continues, contact your customer support representative.

ORA-06816: TLI Driver: could not set the SPX SAP address

Cause: The SPX driver has not been correctly installed.

Action: Reinvoke the Oracle root installation. If problem continues, contact your customer support representative.

ORA-06817: TLI Driver: could not read the Novell network address

Cause: The file \$ORACLE_HOME/spx/address could not be opened for reading and writing.

Action: Make sure ORACLE_HOME is set, and the permissions on the ORACLE_HOME are read, write. If this file has been unintentionally deleted, run spxctl (net option) to reset the configured Novell network number for SQL*Net SPX.

ORA-06900: CMX: cannot read tns directory

Cause: CMX is not started on your system.

Action: Install and/or start CMX on your system.

ORA-06901: CMX: no local name assigned to local application

Cause: Local application oracmx has no local name assigned

Action: Enter unique local name for oracmx in the tns directory

ORA-06902: CMX: cannot attach to cmx subsystem

Cause: ccp-xxxx is not started

Action: start your ccp software on the communication controller

ORA-06903: CMX: cannot read transport address of remote application

Cause: remote application not entered in tns directory

Action: enter remote application in tns directory

ORA-06904: CMX: no transport address available for remote application

Cause: no local name assigned to remote application

Action: assign local name to remote application

ORA-06905: CMX: connect error

Cause: remote partner not listening

Action: make sure remote node has CMX installed and running make sure oracmx is running on remote host

ORA-06906: CMX: cannot get maximum packet size from CMX

Cause: internal error in CMX

Action: contact your customer support representative

ORA-06907: CMX: error during connect confirmation

Cause: remote partner aborted

Action: contact your customer support representative

ORA-06908: CMX: error during transfer of ORACLE_SID

Cause: remote partner aborted

Action: contact your customer support representative

ORA-06909: CMX: error during acknowledge of ORACLE_SID

Cause: remote partner aborted

Action: contact your customer support representative

ORA-06910: CMX: Cannot start oracle process on remote machine

Cause: oracle process not found or wrong mode (should be 4751)

Action: change /etc/oratab or set mode to 4751

ORA-06911: CMX: t_event returns ERROR

Cause: internal error in CMX

Action: contact your customer support representative

ORA-06912: CMX: write error in datarq

Cause: internal error in CMX

Action: contact your customer support representative

ORA-06913: CMX: error during redirection of connection

Cause: oracmx has been stopped, or user process has been aborted

Action: contact your customer support representative

ORA-06914: CMX: unexpected event during start of oracle

Cause: connect sequence out of sync

Action: contact your customer support representative

ORA-06915: CMX: unknown t_event in datarq

Cause: internal error in CMX

Action: contact your customer support representative

ORA-06916: CMX: error in data read (t_datain)

Cause: remote partner aborted

Action: contact your customer support representative

ORA-06917: CMX: error in data read (too many bytes read)

Cause: internal error in CMX

Action: contact your customer support representative

ORA-06918: CMX: T_NOEVENT during wait for read event

Cause: internal error in CMX

Action: contact your customer support representative

ORA-06919: CMX: error during write request (unknown event)

Cause: internal error in CMX

Action: contact your customer support representative

ORA-06920: CMX: getbrkmsg illegal datatype

Cause: received packets are corrupted

Action: contact your customer support representative

ORA-06921: CMX: getdatmsg illegal datatype

Cause: received packets are corrupted

Action: contact your customer support representative

ORA-06922: CMX: bad write length

Cause: internal error in CMX

Action: contact your customer support representative

ORA-06923: CMX: illegal break condition

Cause: break handling out of sync

Action: contact your customer support representative

ORA-06924: CMX: wrong break message length

Cause: received packets are corrupted

Action: contact your customer support representative

ORA-06925: CMX: disconnect during connect request

Cause: partner is not responding

Action: make sure partner is up and running and reachable

ORA-06926: CMX: T_ERROR during read data

Cause: internal error in CMX

Action: contact your customer support representative

ORA-06927: CMX: T_DATAIN received before all data written

Cause: internal error in CMX

Action: contact your customer support representative

ORA-06928: CMX: wrong ORACLE_SID

Cause: ORACLE_SID is not entered in remote oratab

Action: add ORACLE_SID to remote oratab

ORA-06929: CMX: error when sending ORACLE_SID

Cause: internal error in CMX

Action: contact your customer support representative

ORA-06930: CMX: error when checking ORACLE_SID

Cause: internal error in CMX

Action: contact your customer support representative

ORA-06931: CMX: error during read_properties for server

Cause: internal error in CMX

Action: contact your customer support representative

ORA-06932: CMX: error in local name

Cause: internal error in CMX

Action: contact your customer support representative

ORA-06933: CMX: error during attach

Cause: internal error in CMX

Action: contact your customer support representative

ORA-06950: No error

Cause: SQL*Net AppleTalk error codes base. This is not an error.

Action: None

ORA-06951: Operating system call error

Cause: AppleTalk API received error in VMS system service.

Action: Contact Oracle Customer Support representative.

ORA-06952: Remote end of the communication issued a forward-reset packet.

Cause: Peer program may have aborted

Action: Investigate network problems and try again.

ORA-06953: Not enough virtual memory

Cause: Not enough memory available.

Action: Check VMS process quotas and/or sysgen parameters

ORA-06954: Illegal file name

Cause: Erroneous file name

Action: Check path name for server output file, or SQL*Net Appletalk Logical names and symbols.

ORA-06955: Number of database servers exceed limit

Cause: Too many database connections.

Action: Check ATKSRV_MAXCONparameter in configuration file.

ORA-06956: Failed to get local host name

Cause: Unable to get Appletalk host name.

Action: Check Appletalk configuration.

ORA-06957: No SID is currently available

Cause: Incoming SQL*Net connection specified invalid SID name.

Action: Specify correct SID in connect string and retry.

ORA-06958: Failed to access configuration file

Cause: Unable to access CONFIG.ATK

Action: Check file protections.

ORA-06959: Buffer I/O quota is too small

Cause: Buffered I/O quota exceeded.

Action: Increase BIOlm using AUTHORIZE utility and retry.

ORA-06960: Failed to access log file

Cause: SQL*Net Appletalk listener could not create log file.

Action: Check directory path and protections.

ORA-06961: Insufficient privilege for attempted operation

ORA-06970: X.25 Driver: remote host is unknown

Cause: Host name specified in the login (connect string) is unknown.

Action: Check spelling; make sure name is in the X.25 HOST file.

ORA-06971: X.25 Driver: error while receiving data

ORA-06972: X.25 Driver: error while sending data

ORA-06973: X.25 Driver: invalid buffer size

Cause: The buffer size specified in the login string must be between 5 and 4096.

Action: Re-submit with valid buffer size.

ORA-06974: X.25 Driver: SID lookup failure

Cause: From the remote host's SQL*Net X.25 server: the database SID, specified in the login (connect) string, was not recognized.

Action: Add the appropriate SID entry to the CONFIG.ORA file on the remote host (and restart the SQL*Net X.25 server).

ORA-06975: X.25 Driver: connect to host failed

Cause: Connection attempt to remote host has failed. Probably means that the SQL*Net X.25 server on the remote host is not up, or the host itself is not up.

Action: Start the SQL*Net X.25 server process on the remote host.

ORA-06976: X.25 Driver: endpoint creation failure

Cause: Process open file quota probably exceeded.

Action: Contact your customer support representative.

ORA-06977: X.25 Driver: X.25 Level 2 failure

Cause: X.25 level 2 is down. X.25 link is not working.

Action: Run system checks to verify functioning of X.25 software. Contact your hardware vendor.

ORA-06978: X.25 Driver: Too many callback tries

Cause: Call back address probably same as called address.

Action: Verify that callback address and called address are different.

ORA-06979: X.25 Driver: server cannot start oracle

Cause: The remote X.25 server was unable to start an ORACLE process on behalf of the client.

Action: Make sure permissions on the remote ORACLE program are correctly set. Contact your system administrator.

ORA-07200: slsid: oracle_sid not set.

Cause: The environment variable \$(ORACLE_SID) is not set.

Action: Set ORACLE_SID environment variable.

ORA-07201: slhom: oracle_home variable not set in environment.

Cause: \$(ORACLE_HOME) environment variable not set.

Action: Set ORACLE_HOME.

ORA-07202: sltln: invalid parameter to sltln.

Cause: The sltln name translation routine was called with invalid arguments. The input, or output strings were either NULL or 0 length.

Action: Probable internal oracle error. Contact customer support.

ORA-07203: sltln: attempt to translate a long environment variable.

Cause: A string was passed to sltln containing a long environment variable. sltln accepts environment names of 30 or less characters.

Action: Shorten environment variable name to less than 30 characters.

ORA-07204: sltln: name translation failed due to lack of output buffer space.

Cause: The sltln routine is given a maximum length buffer to expand the name into. An overflow of this buffer occurred.

Action: Possible internal error. Check output buffer length stored in sercose[0]. Pathnames are limited to 255 characters.

ORA-07205: slgtd: time error, unable to obtain time.

Cause: Time() system call returned an error. Possible OS error.

Action: Check additional information returned. Contact customer support.

ORA-07206: slgtd: gettimeofday error, unable to obtain time.

Cause: Gettimeofday() system call returned an error. Possible OS error.

Action: Check additional information returned. Contact customer support.

ORA-07207: sigpidu: process ID string overflows internal buffer.

Cause: The sigpidu routine is given a maximum length buffer to hold process ID string. An overflow of this buffer occurred.

Action: Internal error. Contact customer support.

ORA-07208: sfwfb: failed to flush dirty buffers to disk.

Cause: The fsync system call returned an error. Possible OS error.

Action: Check additional information returned. Contact customer support.

ORA-07209: sfofi: file size limit was exceeded.

Cause: The size of the file to be opened exceeded the OS limit imposed on this process.

Action: Run osh to increase the file size limit.

ORA-07210: slcpu: getrusage error, unable to get cpu time.

Cause: Getrusage system call returned an error. Possible OS error.

Action: Check additional information returned. Contact customer support.

ORA-07211: slgcs: gettimeofday error, unable to get wall clock.

Cause: Gettimeofday system call returned an error. Possible OS error.

Action: Check additional information returned in OS reference manual. Contact customer support.

ORA-07212: slcpu: times error, unable to get cpu time.

Cause: times system call returned an error. Possible OS error.

Action: Check additional information returned. Contact customer support.

ORA-07213: slgcs: times error, unable to get wall clock.

Cause: times system call returned an error. Possible OS error.

Action: Check additional information returned in OS reference manual. Contact customer support.

ORA-07214: slgunm: uname error, unable to get system information.

Cause: uname system call returned an error. Possible OS error.

Action: Check additional information returned in OS reference manual. Contact customer support.

ORA-07215: slsget: getrusage error.

Cause: Getrusage system call returned an error. Possible OS error.

Action: Check additional information returned. Look for information in OS reference. Contact customer support.

ORA-07216: slghst: gethostname error, unable to get name of current host.

Cause: gethostname system call returned an error. Possible OS error.

Action: Check additional information returned in OS reference manual. Contact customer support.

ORA-07217: sltln: environment variable cannot be evaluated.

Cause: getenv call returned a null pointer.

Action: Set the environment variable and try again.

ORA-07218: slkhst: could not perform host operation

Cause: Unix system() call failed

Action: Examine system error message

ORA-07219: slspool: unable to allocate spooler argument buffer.

Cause: Malloc failed to allocate space to hold spooler arguments.

Action: Check additional information returned in OS reference manual. The process may have run out of heap space. Contact customer support.

ORA-07220: slspool: wait error.

Cause: Wait returned an error, when waiting for spool job to complete. Possible spooler program error.

Action: Check additional information returned. Refer to OS reference manual. Contact customer support.

ORA-07221: slspool: exec error, unable to start spooler program.

Cause: Exec failed when starting line printer spooler command. Likely that either the default line printer command, or ORACLE_LPPROG, is incorrectly set.

Action: Verify default line printer command and ORACLE_LPPROG are set correctly. Set ORACLE_LPPROG to working line printer spooler.

ORA-07222: slspool: line printer spooler command exited with an error.

Cause: The line printer spooler exited with a non-zero return value. This probably indicates an error in spooling file.

Action: Verify that line printer spooler is up. Verify that ORACLE_LPPROG, and ORACLE_LPARG are set properly. Check exit value returned as additional informatin.

ORA-07223: slspool: fork error, unable to spawn spool process.

Cause: Fork system call failed to create additional process. Probable resource limit reached.

Action: Check additional information returned. Retry operation. Contact system administrator.

ORA-07224: sfnfy: failed to obtain file size limit; errno = *string*.

Cause: The ulimit system call returned an error.

Action: Check errno and contact customer support.

ORA-07225: sldext: translation error, unable to expand file name.

Cause: Additional information returned is error returned from sltln.

Action: Check additional information.

ORA-07226: rtneco: unable to get terminal mode.

Cause: The ioctl call returned an error. Possible OS error.

Action: Check additional information for errno. Contact customer support.

ORA-07227: rtneco: unable to set noecho mode.

Cause: The ioctl call returned an error. Possible OS error.

Action: Check additional information for errno. Contact customer support.

ORA-07228: rtecho: unable to restore terminal to echo mode.

Cause: The ioctl call returned an error. Possible OS error.

Action: Check additional information for errno. Contact customer support.

ORA-07229: slcpuc: error in getting number of CPUs.

Cause: error in mpcntl system call

Action: check errno and contact system administrator

ORA-07230: slemcr: fopen error, unable to open error file.

Cause: Fopen failed to open file.

Action: Try to determine which file was not opened. Check that file exists and is accessible.

ORA-07231: slemcc: invalid file handle, seals do not match.

Cause: Function was called with an invalid argument. The file handle used was not obtained by slemcr.

Action: Internal error. Contact customer support.

ORA-07232: slemcc: fclose error.

Cause: An error was encountered when closing the file. Possible OS error.

Action: Contact system administrator.

ORA-07233: slemcw: invalid file handle, seals do not match.

Cause: Function was called with an invalid file handle. File handle was not obtained by slemcr.

Action: Internal error. Contact customer support.

ORA-07234: slemcw: fseek error.

Cause: Unable to seek to desired position in file. Possible OS error. Possible internal error.

Action: Verify that error message file is intact. Try to regenerate error message file. Contact customer support.

ORA-07235: slemcw: fwrite error.

Cause: Unable to write item to file. Possible OS error. Possible permissions problem.

Action: Retry operation.

ORA-07236: slemop: open error.

Cause: Unable to open error file. Possible permissions problem.

Action: Verify permission on error message file. Check additional information for errno.

ORA-07237: slemcl: invalid file handle, seals do not match.

Cause: Function was called with an invalid file handle. Handle was not obtained by previous call to slemop.

Action: Internal error.

ORA-07238: slemcl: close error.

Cause: Unable to close file. Possible OS error.

Action: Contact system administrator. Check additional information for errno.

ORA-07239: slemrd: invalid file handle, seals do not match.

Cause: Function was called with invalid file handle. Handle was not obtained by call to slemop.

Action: Internal error. Contact customer support.

ORA-07240: slemrd: seek error.

Cause: Unable to seek to desired position in file. Possible OS error.

Action: Check that error file is still intact. Verify space on device. Contact system administrator. Check additional information for errno.

ORA-07241: slemrd: read error.

Cause: Unable to read file. Possible OS error.

Action: Verify that error file is intact. Regenerate error message file. Contact customer support. Check additional information for errno.

ORA-07242: slembfn: translation error, unable to translate error file name.

Cause: Additional information indicates error returned from sltln.

Action: Check additional information.

ORA-07243: supplied buffer not big enough to hold entire line

Cause: supplied buffer was not big enough

Action: Internal error. Contact customer support. Additional information indicates how big the supplied buffer was.

ORA-07244: ssfccf: create file failed, file size limit reached.

Cause: An attempt was made to create a file that exceeds the process's file size limit.

Action: Run osh to raise the file size limit.

ORA-07245: sfccf: unable to lseek and write the last block.

Cause: An attempt was made to move and write to a bad device address.

Action: Check errno. Possible lack of space on device.

ORA-07246: sfofi: open error, unable to open database file.

Cause: sfofi returns an error.

Action: This is an oracle internal error.

ORA-07247: skgfrfms, skgfrnms: read error, unable to read block from database file

Cause: The ioctl() system call returned an error doing VOL_READ_MIRRORS.

Action: Check errno.

ORA-07248: sfwfb: write error, unable to write database block.

Cause: sfwfb returns an error.

Action: This is an oracle internal error.

ORA-07249: slsget: open error, unable to open /proc/pid.

Cause: The open() system call returned an error.

Action: Check that /proc has the right permissions.

ORA-07250: spcre: semget error, unable to get first semaphore set.

Cause: An error occurred when trying to get first semaphore set.

Action: Check errno. Verify that system is configured to have semaphores. Verify that enough semaphores are available. Additional information indicates how many semaphores were requested.

ORA-07251: spcre: semget error, could not allocate any semaphores.

Cause: Semget failed to even allocate a single semaphore. Either they are all in use or the system is not configured to have any semaphores.

Action: Check to see if all semaphores are in use. Check to see if system is configured to have semaphores. Check errno.

ORA-07252: spcre: semget error, could not allocate semaphores.

Cause: Semget system call returned an error. Possible resource limit problem.

Action: Check errno. Verify that enough semaphores are available in system. If additional errors occur in destroying the semaphore sets then sercose[0] will be non-zero. If this occurs, remove the semaphore sets using ipcrm.

ORA-07253: spdes: semctl error, unable to destroy semaphore set.

Cause: Semctl system call returned an error.

Action: Check semaphore sets. May require manual cleanup. Check additional information returned. Consult OS reference manual.

ORA-07254: spdcr: translation error while expanding ?/bin/oracle.

Cause: An error occurred while translating the name of the oracle executable.

Action: Check sercose[0] for error returned from sltln. Perhaps \$(ORACLE_HOME) is not set correctly.

ORA-07255: spini: cannot set up signal handler.

Cause: System failed to set up signal handler.

Action: Check errno and sercose[0] for the signal number that failed.

ORA-07256: sptrap: cannot set up signal handler to catch exceptions.

Cause: System failed to set up signal handler to catch exceptions.

Action: Check errno and sercose[0] for the signal number that failed.

ORA-07257: spdcr: translation error expanding program name.

Cause: Error occurred when expanding program name ora_PNAME_@. The result of this translation is put in argv[0] of oracle process.

Action: Check error returned by sltln returned in sercose[0].

ORA-07258: spdcr: fork error, unable to create process.

Cause: An error occurred when creating a new process.

Action: Check errno. Perhaps a system limit on the number of processes has been exceeded.

ORA-07259: spdcr: exec error, detached process failed in startup.

Cause: An oracle detached process died shortly after startup. Wait() indicated that a child process terminated.

Action: Check ?/dbs directory for trace or core files. Check errno.

ORA-07260: spdcr: wait error.

Cause: Wait system call returned an error.

Action: Check errno.

ORA-07261: spdde: kill error, unable to send signal to process.

Cause: Kill system call returned an error. Possibly an attempt to destroy an already gone process.

Action: Check errno.

ORA-07262: sptpa: sptpa called with invalid process id.

Cause: This is an internal error.

Action: This is an oracle internal error.

ORA-07263: sptpa: kill error.

Cause: Kill system call returned an error. Possible OS error.

Action: Check errno. Additional information indicates the process ID tested.

ORA-07264: spwat: semop error, unable to decrement semaphore.

Cause: Semop system call returned an error. Semaphore set may not exist.

Action: Check errno. Semaphore ID is returned in sercose[0]. Verify semaphore set exists. A possible cause for this error is that a "shutdown abort" was done while this process was running.

ORA-07265: sppst: semop error, unable to increment semaphore.

Cause: Semop system call returned an error. Semaphore set may not exist.

Action: Check errno. Semaphore ID is returned in sercose[0]. Check semaphore set existence. A possible cause for this error is that a "shutdown abort" was done while this process was running.

ORA-07266: sppst: invalid process number passed to sppst.

Cause: Function was passed an invalid oracle process id.

Action: Internal error.

ORA-07267: spwat: invalid process number.

Cause: Function was passed an invalid oracle process id.

Action: Internal error. Additional information indicates the invalid process id.

ORA-07268: szguns: getpwuid error.

Cause: Getpwuid() could not find an entry in the passwd file for a user.

Action: Add an entry for the user in the passwd file.

ORA-07269: spdcr: detached process died after exec.

Cause: Detached process successfully execed, but died shortly thereafter. Additional information indicates exit code, and termination status.

Action: Check termination code for information as to why process exited. Check for core dump or trace file.

ORA-07270: spalck: setitimer error, unable to set interval timer.

Cause: An error occurred while trying to set an interval timer. Probable porting problem.

Action: Check errno.

ORA-07271: spwat: invalid oracle process number.

Cause: Function was called with an invalid oracle process number (0).

Action: Internal oracle error.

ORA-07272: spwat: invalid semaphore set id.

Cause: Semaphore ID fetched from SGA was not initialized to valid value. Additional information returned is semaphore set index, and oracle process number.

Action: Oracle internal error. Check semaphore set index. Check oracle process number.

ORA-07273: sppst: invalid semaphore id.

Cause: Semaphore ID fetched from SGA contained an invalid value. Additional information returned is semaphore set index, and oracle process number.

Action: Oracle internal error. Check semaphore set index. Check oracle process number.

ORA-07274: spdcr: access error, access to oracle denied.

Cause: Unable to access "oracle" program. Verify `*/bin/oracle` or `$ORABCKPRG` exist, and are executable.

Action: Check errno returned.

ORA-07275: unable to send signal to process

Cause: The kill system call returned an error. Possibly an attempt to signal a process which does not exist.

Action: Check errno.

ORA-07276: no dba group in /etc/group.

Cause: A group has not been set up for dba users.

Action: Contact system administrator. Set up dba group in `/etc/group`.

ORA-07277: spdde: illegal pid passed as argument.

Cause: A 0 pid was passed to spdde.

Action: Internal error. .

ORA-07278: splon: ops\$username exceeds buffer length.

Cause: Splon constructed an ops\$username logon which exceeded the allotted buffer space.

Action: Use a shorter Unix username, or use an oracle username. Contact customer support.

ORA-07279: spcre: semget error, unable to get first semaphore set.

Cause: An error occurred when trying to get first semaphore set.

Action: Check errno. Verify that system is configured to have semaphores. Verify that enough semaphores are available. Additional information indicates how many semaphores were requested.

ORA-07280: slsget: unable to get process information.

Cause: The ioctl call returned an error. Possible OS error.

Action: Check additional information for errno. Contact customer support.

ORA-07281: slsget: times error, unable to get cpu time.

Cause: times system call returned an error. Possible OS error.

Action: Check additional information returned. Contact customer support.

ORA-07282: sksaprd: string overflow.

Cause: The internal buffer is not big enough to hold the archive control string.

Action: Internal restriction. Try a shorter archive control string.

ORA-07283: sksaprd: invalid volume size for archive destination.

Cause: An invalid volume size was specified.

Action: Specify a valid volume size in archive control string.

ORA-07284: sksaprd: volume size specification not terminated properly.

Cause: Some non-numeric text follows the volume size specification.

Action: Enter a correct archive control string.

ORA-07285: sksaprd: volume size should not be specified for a disk file.

Cause: Volume size was specified for a disk file.

Action: If you are archiving to a disk file, do not specify its volume size.

ORA-07286: sksagdi: cannot obtain device information.

Cause: Stat on the log archiving device failed.

Action: Check the returned OSD error for the reason of failure.

ORA-07287: sksagdi: unsupported device for log archiving.

Cause: Log archiving to this device is unsupported.

Action: Try log archiving to a supported device.

ORA-07290: sksagdi: specified directory for archiving does not exist.

Cause: The specified pathname is not a directory.

Action: Verify that the archive destination directory exists.

ORA-07303: ksmcsg: illegal database buffer size.

Cause: The database buffer size must be a multiple of the database block size, and less than the maximum block size.

Action: Verify that the db_block_size parameter is correct in INIT.ORA.

ORA-07304: ksmcsg: illegal redo buffer size.

Cause: The redo buffer size must be a multiple of machine block size.

Action: Verify that the log_buffer INIT.ORA parameter is correctly set.

ORA-07324: smpall: malloc error while allocating pga.

Cause: Malloc library routine returned an error.

Action: Check errno. Possibly out of swap space.

ORA-07327: smpdal: attempt to destroy pga when it was not mapped.

Cause: Smpdal was called when the PGA had not been previously created.

Action: Internal error.

ORA-07339: spcre: maximum number of semaphore sets exceeded.

Cause: The internal buffer is not big enough to hold the number of semaphore set identifiers requested.

Action: Reconfigure OS to have more semaphores per set.

ORA-07345: The datafile name must not contain the string '..'.

Cause: The specified datafile name contains '..'.

Action: Correct the datafile name and retry the operation.

ORA-07346: slnrm: normalized file name is too long

Cause: After normalizing the specified file name, the resulting file name was too long.

Action: Specify the shorter file name and retry the operation.

ORA-07390: sftopn: translate error, unable to translate file name.

Cause: An error occurred while expanding the file name to open. Additional information returns error generated in translation routine.

Action: Lookup additional error code for further information.

ORA-07391: sftopn: fopen error, unable to open text file.

Cause: Fopen library routine returned an error.

Action: Verify existence and permissions.

ORA-07392: sftcls: fclose error, unable to close text file.

Cause: Fclose library routine returned an error.

Action: Possible internal oracle error.

ORA-07393: unable to delete text file

Cause: An error occurred while deleting a text file.

Action: Verify that the file exists and check additional errors.

ORA-07394: unable to append string to text file

Cause: An error occurred while performing a string put operation.

Action: This is an internal error. Check additional information.

ORA-07400: slemtr: translated name for the message file is too long.

Cause: The name for the message file overflows internal buffer.

Action: Try making the complete path-name of the message file shorter by reorganizing the directory hierarchy.

ORA-07401: sptrap: cannot restore user exception handlers.

Cause: The system failed to restore user exception handlers.

Action: Check errno and sercose[0] for the signal number that failed.

ORA-07402: sprst: cannot restore user signal handler.

Cause: The system failed to restore user signal handlers.

Action: Check errno and sercose[0] for the signal number that failed.

ORA-07403: sfanfy: db_writers parameter not valid.

Cause: The db_writers parameter in INIT.ORA exceeds the system-dependent maximum or is less than 0.

Action: Change the db_writers parameter in INIT.ORA.

ORA-07404: sfareq: Timeout occurred waiting for request to complete.

Cause: The master database writer timed out waiting for a write or close to complete. One of the database writers may have stopped running.

Action: Check all database writer trace files. Shut down the database and try to warm start.

ORA-07405: sptrap: cannot setup alternate signal stack.

Cause: The system failed to setup an alternate signal stack.

Action: Check errno and sercose[0] for the location where it failed.

ORA-07406: slbtpd: invalid number.

Cause: An impossible request for binary to decimal conversion was made.

Action: This conversion cannot be performed.

ORA-07407: slbtpd: invalid exponent.

Cause: An impossible request for binary to decimal conversion was made

Action: This conversion cannot be performed.

ORA-07408: slbtpd: overflow while converting to packed decimal.

Cause: An impossible request for binary to decimal conversion was made.

Action: This conversion cannot be performed.

ORA-07409: slpdtb: invalid packed decimal nibble.

Cause: An impossible request for decimal to binary conversion was made.

Action: This conversion cannot be performed.

ORA-07410: slpdtb: number too large for supplied buffer.

Cause: An impossible request for decimal to binary conversion was made.

Action: This conversion cannot be performed.

ORA-07411: slgn: full path name too big for supplied buffer.

Cause: The supplied buffer is not big enough to hold the full path name.

Action: The construction of the full path name cannot be performed.

ORA-07412: sfaslv: Error getting entry in asynchronous write array.

Cause: One of the database writer processes could not locate its entry in the SGA.

Action: Contact customer support.

ORA-07415: slpath: allocation of memory buffer failed.

Cause: Malloc() failed to allocate buffer for storing ORACLE_PATH.

Action: System has run out of heap space. Additional information indicates errno.

ORA-07416: slpath: pathname construction failed; lack of output buffer space.

Cause: The slpath routine is given a maximum length buffer to expand the name into. An overflow of this buffer occurred.

Action: Possible internal error. Check output buffer length stored in `sercose[0]` and constructed pathname length in `sercose[1]`.

ORA-07417: sfareq: One or more database writers not active.

Cause: One or more of the database writer processes is no longer running.

Action: Check the trace files for the database writers. Shut down the database and try to warm start.

ORA-07418: sfareq: Database writer got error in timing function.

Cause: An error occurred when the database writer called the system timing function.

Action: Check the database writer trace file. Shut down database and try to warm start.

ORA-07419: sfareq: Database writer got error in timing function.

Cause: An error occurred when the database writer called the system timing function.

Action: Check the database writer trace file. Shut down database and try to warm start.

ORA-07425: sdpri: error *string* in translating dump file location.

Cause: An oracle error occurred when translating the location of the dump file.

Action: Check the oracle error code.

ORA-07426: spstp: cannot obtain the location of dbs directory.

Cause: An oracle error occurred when translating the location of the dbs directory.

Action: Check additional information for the error returned from `sltn`.

ORA-07427: spstp: cannot change directory to dbs.

Cause: `Chdir` system call returned an error. Possible permission problems.

Action: Check additional information for the OS error code.

ORA-07431: fork failed

Cause: The server process was unable to fork a child process.

Action: Verify that there are enough system resources to support another process. The user or system process limit may have been exceeded, or the amount of free memory or swap space may be temporarily insufficient.

ORA-07432: unable to perform nested sleep

Cause: An attempt was made to make a process sleep when it was already sleeping. This platform does not support this capability.

Action: Try the `SLEEP` command when the process is not sleeping.

ORA-07440: WMON process terminated with error

Cause: The wakeup monitor process died.

Action: Warm start instance.

ORA-07441: function address must be aligned on *string* byte boundary

Cause: An improperly aligned function address was specified.

Action: Use a properly aligned function address.

ORA-07442: function address must be in the range *string* to *string*

Cause: An invalid function address was specified.

Action: Use a valid function address.

ORA-07443: function *string* not found

Cause: A nonexistent or an invalid function name was specified.

Action: Use a valid function name.

ORA-07444: function address *string* is not readable

Cause: An invalid function name/address was specified.

Action: Use a valid function name/address.

ORA-07445: exception encountered: core dump [*string*] [*string*] [*string*] [*string*] [*string*] [*string*]

Cause: An operating system exception occurred which should result in the creation of a core file. This is an internal error.

Action: Visit My Oracle Support to access the ORA-07445 Lookup tool (reference Note 7445.1) for more information regarding the specific ORA-07445 error encountered. An Incident has been created for this error in the Automatic Diagnostic Repository (ADR). When logging a service request, use the Incident Packaging Service (IPS) from the Support Workbench or the ADR Command Interpreter (ADRCI) to automatically package the relevant trace information (reference My Oracle Support Note 411.1). The following information should also be gathered to help determine the root cause: - changes leading up to the error - events or unusual circumstances leading up to the error - operations attempted prior to the error - conditions of the operating system and databases at the time of the error Note: The cause of this message may manifest itself as different errors at different times. Be aware of the history of errors that occurred before this internal error.

ORA-07446: sdnfy: bad value '*string*' for parameter *string*.

Cause: The directory specified as the value for the stated parameter could not be used.

Action: Make sure the directory you have specified is a valid directory/file specification.

ORA-07447: ssarena: usinit failed.

Cause: Oracle failed to create a shared arena file.

Action: Use `sercerno` field to determine cause of failure.

ORA-07448: ssarena: maximum number of shared arenas exceeded.

Cause: Oracle attempted to create more shared arena files than permitted.

Action: Raise the value for `max_arena` in `INIT.ORA`.

ORA-07449: sc: usnewlock failed.

Cause: Oracle failed to acquire a shared arena lock.

Action: Check result code in `sercerno` to determine the cause of failure.

ORA-07451: slskstat: unable to obtain load information.

Cause: `kstat` library returned an error. Possible OS failure

Action: Check result code in `sercose[0]` for more information.

ORA-07452: specified resource manager plan does not exist in the data dictionary

Cause: User tried to load a resource manager plan that does not exist.

Action: Use a resource manager plan that exists in the data dictionary.

ORA-07453: requested resource manager plan schema does not contain OTHER_GROUPS

Cause: User tried to load a resource manager plan schema that does not contain the OTHER_GROUPS group.

Action: Use a resource manager plan schema that contains the OTHER_GROUPS group.

ORA-07454: queue timeout, *string second(s)*, exceeded

Cause: User session queued for longer than maximum specified queue duration time for consumer group.

Action: Re-submit job at a later time or increase queue timeout.

ORA-07455: estimated execution time (*string secs*), exceeds limit (*string secs*)

Cause: User attempted to execute an operation whose estimated execution time exceeds the limit specified for the consumer group.

Action: Execute job on behalf of another group, or increase limit.

ORA-07456: cannot set RESOURCE_MANAGER_PLAN when database is closed

Cause: An attempt was made to turn on the Resource Manager when the database was closed.

Action: Open the database and try again.

ORA-07457: cannot set _INTERNAL_RESOURCE_MANAGER_PLAN because of FORCE

Cause: An attempt was made to set the _INTERNAL_RESOURCE_MANAGER_PLAN parameter, however this failed because the current RESOURCE_MANAGER_PLAN has the FORCE prefix.

Action: Remove the FORCE prefix from the RESOURCE_MANAGER_PLAN parameter.

ORA-07458: cannot set the RESOURCE_MANAGER_PLAN parameter

Cause: An attempt was made to set the RESOURCE_MANAGER_PLAN parameter, however, this failed because the database was quiesced.

Action: Unquiesce the database.

ORA-07459: cannot restore the RESOURCE_MANAGER_PLAN parameter

Cause: An attempt was made to internally restore the RESOURCE_MANAGER_PLAN parameter to the value before it was internally set. This failed because the current plan was set by the user and therefore did not need to be restored.

Action: No action needed.

ORA-07460: cannot set the RESOURCE_MANAGER_PLAN parameter

Cause: An attempt was made to internally set the RESOURCE_MANAGER_PLAN parameter, however, this failed because the current RESOURCE_MANAGER_PLAN has the FORCE prefix.

Action: Remove the FORCE prefix from the RESOURCE_MANAGER_PLAN parameter.

ORA-07468: spwat: mset error, unable to set semaphore.

Cause: The mset routine returned an error. Semaphore may not exist.

Action: Check result code in `sercerrno`. Semaphore number returned in `sercose[0]`.

ORA-07469: sppst: mclear error, unable to clear semaphore.

Cause: The `mclear` routine returned an error. Semaphore may not exist.

Action: Check result code in `sercerrno`. Semaphore number returned in `sercose[0]`.

ORA-07470: snclget: cannot get cluster number.

Cause: The `cluster_status` system call failed to get status information for the current cluster.

Action: Check result code in `sercose[0]`. Possible operating system failure.

ORA-07471: snclrd: name translation error of sgadef.dbf file name.

Cause: Unable to expand out `"/dbs/sgadef@.dbf` file name.

Action: Verify `$(ORACLE_HOME)` and `$(ORACLE_SID)` are properly set. Check error number returned from `sltn` in `sercose[0]`.

ORA-07472: snclrd: open error when opening sgadef.dbf file.

Cause: open failed when opening the file `"/dbs/sgadef@.dbf`

Action: Check `errno`. Possible permission problem. Verify that the file `"/dbs/sgadef@.dbf` exists.

ORA-07473: snclrd: read error when trying to read sgadef.dbf file.

Cause: Read had an error when reading `sgadef.dbf` file.

Action: Check `errno`. Verify file exists, and is correct size.

ORA-07474: snclrd: close error, unable to close sgadef.dbf file.

Cause: An error occurred in `close`, while closing the file `"/dbs/sgadef@.dbf"`

Action: Check `errno`. Possible operating system error.

ORA-07475: slsget: cannot get vm statistics.

Cause: The `vm_statistics` system call failed to get virtual memory statistics.

Action: Check result code in `sercerrno`. Possible operating system failure.

ORA-07476: slsget: cannot get mapped memory statistics.

Cause: The `vm_mapmem` system call failed to get mapped memory statistics.

Action: Check result code in `sercerrno`. Possible operating system failure.

ORA-07477: scgcmn: lock manager not initialized.

Cause: Lock manager must be initialized before converting locks.

Action: Check result code in `sercerrno`. Possible lock manager failure.

ORA-07478: scgcmn: cannot get lock status.

Cause: `lm_stat_lock` failed.

Action: Check result code in `sercerrno`. Possible lock manager failure.

ORA-07479: scgcmn: cannot open or convert lock.

Cause: `lm_open` or `lm_open_convert` failed.

Action: Check result code in `sercerrno`. Possible lock manager failure.

ORA-07480: snchmod: cannot change permissions on ?/dbs/sgalm.dbf.

Cause: When creating an instance, snlmini could not change the permissions on ?/dbs/sgalm.dbf

Action: Contact your customer support representative.

ORA-07481: snlmatt: cannot attach to lock manager instance.

Cause: lm_attach failed to attach to lock manager instance.

Action: Check result code in sercerno. Possible lock manager failure.

ORA-07482: snlmini: cannot create lock manager instance.

Cause: lm_create failed to create lock manager instance.

Action: Check permissions on ?/dbs, and remove ?/dbs/sgalm.dbf if it exists, then retry.

ORA-07483: snlkget: cannot convert(get) lock.

Cause: lm_convert failed to convert(get) lock.

Action: Check result code in sercerno. Possible lock manager failure.

ORA-07484: snlkput: cannot convert(put) lock.

Cause: lm_convert failed to put lock value.

Action: Check result code in sercerno. Possible lock manager failure.

ORA-07485: scg_get_inst: cannot open instance number lock.

Cause: lm_open failed.

Action: Check result code in sercerno. Possible lock manager failure.

ORA-07486: scg_get_inst: cannot convert(get) instance number lock.

Cause: lm_convert failed to get lock value.

Action: Check result code in sercerno. Possible lock manager failure.

ORA-07487: scg_init_lm: cannot create lock manager instance.

Cause: lm_create failed.

Action: Check result code in sercerno. Possible lock manager failure.

ORA-07488: scgrcl: lock manager not initialized.

Cause: Lock manager must be initialized before releasing locks.

Action: Check result code in sercerno. Possible lock manager failure.

ORA-07489: scgrcl: cannot get lock status.

Cause: lm_stat_lock failed during lock release/cancel.

Action: Check result code in sercerno. Possible lock manager failure.

ORA-07490: scgrcl: cannot convert lock.

Cause: lm_convert failed during lock release/cancel.

Action: Check result code in sercerno. Possible lock manager failure.

ORA-07491: scgrcl: cannot cancel lock request.

Cause: lm_cancel failed during lock release/cancel.

Action: Check result code in sercerno. Possible lock manager failure.

ORA-07492: scgrcl: cannot close lock.

Cause: lm_close failed during lock release/cancel.

Action: Check result code in sercerno. Possible lock manager failure.

ORA-07493: scgrcl: lock manager error.

Cause: An error was encountered releasing the lock.

Action: Check result code in sercerno. Possible lock manager failure.

ORA-07494: scgcm: unexpected error.

Cause: Unknown or unexpected error code.

Action: Check result code in sercerno. Possible lock manager failure.

ORA-07495: spwat: lm_wait failed.

Cause: lm_wait failed.

Action: Check result code in sercerno. Possible lock manager failure.

ORA-07496: sppst: lm_post failed.

Cause: lm_post failed.

Action: Check result code in sercerno. Possible lock manager failure.

ORA-07497: sdpri: cannot create trace file '*string*'; errno = *string*.

Cause: 1. The trace file could not be created for writing. 2. The trace file is a symbolic link.

Action: 1. Check if the dump directory exists and whether it is writable. 2. Remove the symbolic link.

ORA-07498: spstp: Unable to open /dev/resched.

Cause: The rescheduling driver /dev/resched is not found or is not working properly.

Action: Check installation of the ORACLE rescheduling driver in the AIX kernel.

ORA-07499: spglk: Cannot reschedule.

Cause: The rescheduling driver /dev/resched is not open. This is an internal error and should not occur.

Action: Contact your customer support representative.

ORA-07500 to ORA-09859

ORA-07500: scglaa: \$cantim unexpected return

Cause: VMS system service \$CANTIM returned an unexpected value

Action: Check for system error message and refer to VMS documentation

ORA-07501: scgtoa: \$deq unexpected return

Cause: VMS system service \$DEQ returned an unexpected value

Action: Check for system error message and refer to VMS documentation

ORA-07502: scgcmn: \$enq unexpected return

Cause: VMS system service \$ENQ returned an unexpected value

Action: Check for system error message and refer to VMS documentation

ORA-07503: scgcmn: \$setimr unexpected return

Cause: VMS system service \$SETIMR returned an unexpected value

Action: Check for system error message and refer to VMS documentation

ORA-07504: scgcmn: \$hiber unexpected return

Cause: VMS system service \$HIBER returned an unexpected value

Action: Check for system error message and refer to VMS documentation

ORA-07505: scggt: \$enq parent lock unexpected return

Cause: VMS system service \$ENQ returned an unexpected value

Action: Check for system error message and refer to VMS documentation

ORA-07506: scgrl: \$deq unexpected return on lockid *string*

Cause: VMS system service \$DEQ returned an unexpected value

Action: Check for system error message and refer to VMS documentation

ORA-07507: scgcm: unexpected lock status condition

Cause: A global locking system service returned an unexpected value.

Action: Check for system error message (if any) and refer to VMS documentation, or contact your customer support representative.

ORA-07508: scgfal: \$deq all unexpected return

Cause: VMS system service \$DEQ returned an unexpected value

Action: Check for system error message and refer to VMS documentation

ORA-07509: scgfal: \$deq parent lock unexpected return

Cause: VMS system service \$DEQ returned an unexpected value

Action: Check for system error message and refer to VMS documentation

ORA-07510: scgbrm: \$getlki unexpected return on lockid *string*
Cause: VMS system service \$GETLKI returned an unexpected value
Action: Check for system error message and refer to VMS documentation

ORA-07511: sscgctl: \$enq unexpected return for master termination lock
Cause: VMS system service \$ENQ returned an unexpected value
Action: Check for system error message and refer to VMS documentation

ORA-07512: sscgctl: \$enq unexpected return for client termination lock
Cause: VMS system service \$ENQ returned an unexpected value
Action: Check for system error message and refer to VMS documentation

ORA-07513: sscgctl: \$deq unexpected return on cancel of term. lock
Cause: VMS system service \$DEQ returned an unexpected value
Action: Check for system error message and refer to VMS documentation

ORA-07514: scgcan: \$deq unexpected return while canceling lock
Cause: VMS system service \$DEQ returned an unexpected value
Action: Check for system error message and refer to VMS documentation

ORA-07534: scginq: \$getlki unexpected return on lockid *string*
Cause: VMS system service \$GETLKI returned an unexpected value
Action: Check for system error message and refer to VMS documentation

ORA-07548: sftopn: Maximum number of files already open
Cause: Too many test files open
Action: This is an internal error, please report to Oracle

ORA-07549: sftopn: \$OPEN failure
Cause: VMS system service \$OPEN failed
Action: Examine system error message and refer to VMS documentation

ORA-07550: sftopn: \$CONNECT failure
Cause: VMS system service \$OPEN failed
Action: Examine system error message and refer to VMS documentation

ORA-07551: sftcls: \$CLOSE failure
Cause: VMS system service \$CLOSE failed
Action: Examine system error message and refer to VMS documentation

ORA-07552: sftget: \$GET failure
Cause: VMS system service \$GET failed
Action: Examine system error message and refer to VMS documentation

ORA-07561: szprv: \$IDTOASC failure
Cause: VMS system service \$IDTOASC failed
Action: Examine system error message and refer to VMS documentation

ORA-07562: sldext: extension must be 3 characters
Cause: An extension was found but it is of improper length

Action: This is an internal error, please report to Oracle

ORA-07563: sldext: \$PARSE failure

Cause: VMS system service \$PARSE failed

Action: Examine system error message and refer to VMS documentation

ORA-07564: sldext: wildcard in filename or extension

Cause: A wildcard was used in the file name

Action: Reenter the file name completely

ORA-07565: sldext: \$SEARCH failure

Cause: VMS system service \$SEARCH failed

Action: Examine system error message and refer to VMS documentation

ORA-07568: slspool: \$OPEN failure

Cause: VMS system service \$OPEN failed

Action: Examine system error message and refer to VMS documentation

ORA-07569: slspool: \$CLOSE failure

Cause: VMS system service \$CLOSE failed

Action: Examine system error message and refer to VMS documentation

ORA-07570: szrfc: \$IDTOASC failure

Cause: VMS system service \$IDTOASC failed

Action: Examine system error message and refer to VMS documentation

ORA-07571: szrfc: \$FIND_HELD failure

Cause: VMS system service \$FIND_HELD failed

Action: Examine system error message and refer to VMS documentation

ORA-07572: szrfc: insufficient rolename buffer space

Cause: An OS role name was too long.

Action: Re-define the role name to be of correct length.

ORA-07573: slkhst: could not perform host operation

Cause: VMS system service LIB\$SPAWN failed

Action: Examine system error message and refer to VMS documentation

ORA-07574: szrfc: \$GETUAI failure

Cause: VMS system service \$GETUAI failed

Action: Examine system error message and refer to VMS documentation

ORA-07576: sspext: \$GETJPIW failure on process ID *string*

Cause: VMS system service \$GETJPIW failed

Action: Examine system error message and refer to VMS documentation

ORA-07577: no such user in authorization file

Cause: An attempt was made to set an INTERNAL password (for either DBA or OPER privilege), but the corresponding VMS account (either ORA_*sid*_DBA or ORA_*sid*_OPER) hasn't been created yet.

Action: Add a VMS account for ORA_sid_DBA and/or ORA_sid_OPER before trying to set a password for them.

ORA-07578: szprv: \$FIND_HELD failure

Cause: VMS system service \$FIND_HELD failed

Action: Examine system error message and refer to VMS documentation

ORA-07579: spini: \$DCLEXH failure

Cause: VMS system service \$PARSE failed

Action: Examine system error message and refer to VMS documentation

ORA-07580: spstp: \$GETJPIW failure

Cause: VMS system service \$GETJPIW failed

Action: Examine system error message and refer to VMS documentation

ORA-07581: spstp: cannot derive SID from unexpected process name

Cause: A background process did not have name of correct form

Action: If the job name was changed, restore it, otherwise this is an internal error, please report to Oracle.

ORA-07582: spstp: ORA_SID has illegal value

Cause: The ORA_SID must exist and be less than 6 characters

Action: Consult the VMS Installation guide for information on setting the SID.

ORA-07584: spdcr: invalid value for ORA_sid_(proc_)PQL\$_item

Cause: A logical name used to set a detached process quota value has an invalid value (probably non-numeric).

Action: Examine the values of these logical names, correct the one in error, and retry.

ORA-07585: spdcr: \$PARSE failure

Cause: VMS system service \$PARSE failed

Action: Examine system error message and refer to VMS documentation

ORA-07586: spdcr: \$SEARCH failure

Cause: VMS system service \$SEARCH failed

Action: Examine system error message and refer to VMS documentation

ORA-07587: spdcr: \$CREPRC failure

Cause: VMS system service \$CREPRC failed

Action: Examine system error message and refer to VMS documentation

ORA-07588: spdcr: \$GETJPIW get image name failure

Cause: VMS system service \$GETJPIW failed

Action: Examine system error message and refer to VMS documentation

ORA-07589: spdde: system ID not set

Cause: The logical name ORA_SID doesn't translate to a valid value.

Action: Check the value of ORA_SID in the process that gets the error, and correct the installation or command procedures that caused ORA_SID to be set incorrectly.

ORA-07590: spdde: \$DELPRC failure

Cause: VMS system service \$DELPRC failed

Action: Examine system error message and refer to VMS documentation

ORA-07591: spdde: \$GETJPIW failure

Cause: VMS system service \$GETJPIW failed

Action: Examine system error message and refer to VMS documentation

ORA-07592: sspgprv: Error obtaining required privileges

Cause: While obtaining needed privileges, an error was returned from SYS\$SETPRV.

Action: This is an internal error. Please report to Oracle

ORA-07593: ssprprv: Error release privileges

Cause: While releasing privileges, an error was returned from SYS\$SETPRV.

Action: This is an internal error. Please report to Oracle

ORA-07594: spiip: \$GETJPIW failure

Cause: VMS system service \$GETJPIW failed

Action: Examine system error message and refer to VMS documentation

ORA-07595: sppid: \$GETJPIW failure

Cause: VMS system service \$GETJPIW failed

Action: Examine system error message and refer to VMS documentation

ORA-07596: sptpa: \$GETJPIW failure

Cause: VMS system service \$GETJPIW failed

Action: Examine system error message and refer to VMS documentation

ORA-07597: spguns: \$GETJPIW failure

Cause: VMS system service \$GETJPIW failed

Action: Examine system error message and refer to VMS documentation

ORA-07598: spwat: \$SETIMR failure

Cause: VMS system service \$GETJPIW failed

Action: Examine system error message and refer to VMS documentation

ORA-07599: spwat: \$SCHDWK failure

Cause: VMS system service \$SCHDWK failed

Action: Examine system error message and refer to VMS documentation

ORA-07600: slkmm: \$GETSYIW failure

Cause: VMS system service \$GETSYIW failed

Action: Examine system error message and refer to VMS documentation

ORA-07601: spguno: \$GETJPIW failure

Cause: VMS system service \$GETJPIW failed

Action: Examine system error message and refer to VMS documentation

ORA-07602: spgto: \$GETJPIW failure

Cause: VMS system service \$GETJPIW failed

Action: Examine system error message and refer to VMS documentation

ORA-07605: szprv: \$ASCTOID failure

Cause: VMS system service \$ASCTOID failed

Action: Examine system error message and refer to VMS documentation

ORA-07606: szprv: \$CHKPRO failure

Cause: VMS system service \$CHKPRO failed

Action: Examine system error message and refer to VMS documentation

ORA-07607: szaud: \$SNDOPR failure

Cause: VMS system service \$SNDOPR failed

Action: Examine system error message and refer to VMS documentation

ORA-07608: szprv: \$GETUAI failure

Cause: VMS system service \$GETUAI failed

Action: Examine system error message and refer to VMS documentation

ORA-07609: szprv: \$HASH_PASSWORD failure

Cause: VMS system service \$HASH_PASSWORD failed

Action: Examine system error message and refer to VMS documentation

ORA-07610: \$GETJPIW failed in retrieving the user's MAC privileges

Cause: VMS system service \$GETJPIW failed

Action: Examine system error message and refer to VMS documentation

ORA-07612: \$GETUAI failed in retrieving the user's clearance level

Cause: VMS system service \$GETUAI failed

Action: Examine system error message and refer to VMS documentation

ORA-07613: \$GETJPIW failed in retrieving the user's process label

Cause: VMS system service \$GETJPIW failed

Action: Examine system error message and refer to VMS documentation

ORA-07614: \$CHANGE_CLASS failed in retrieving the user's process label

Cause: VMS system service \$CHANGE_CLASS failed

Action: Examine system error message and refer to SEVMS documentation

ORA-07615: \$CHANGE_CLASS failed in retrieving the specified file label

Cause: VMS system service \$CHANGE_CLASS failed

Action: Examine system error message and refer to SEVMS documentation

ORA-07616: \$CHANGE_CLASS failed in retrieving the specified device label

Cause: VMS system service \$CHANGE_CLASS failed

Action: Examine system error message and refer to SEVMS documentation

ORA-07617: \$FORMAT_CLASS failed translating the binary label to a string

Cause: VMS system service \$FORMAT_CLASS failed because the given binary classification was not valid.

Action: Examine system error message and refer to SEVMS documentation

ORA-07618: \$IDTOASC failed translating a secrecy level

Cause: VMS system service \$IDTOASC failed while looking up the string representation in the rights database of a secrecy level.

Action: Define the entry in the rights database which the binary label you specified references.

ORA-07619: \$IDTOASC failed translating an integrity level

Cause: VMS system service \$IDTOASC failed while looking up the string representation in the rights database of an integrity level.

Action: Define the entry in the rights database which the binary label you specified references.

ORA-07620: smscre: illegal database block size

Cause: An illegal database block size was specified in the parameter file. It must be positive, a multiple of 512, and less than the maximum physical i/o data size.

Action: Change db_block_size in the parameter file to conform to these limits.

ORA-07621: smscre: illegal redo block size

Cause: An illegal redo log buffer size was specified in the parameter file. It must be positive and a multiple of 512.

Action: Change log_buffer in the parameter file to conform to these limits.

ORA-07622: smscre: \$CREATE failure

Cause: While creating the system global area (SGA) backing file, VMS system service \$CREATE failed.

Action: Examine the system error message and refer to VMS documentation.

ORA-07623: smscre: \$CRMPSC failure

Cause: While creating the system global area (SGA), VMS system service \$CRMPSC failed.

Action: Examine the system error message and refer to VMS documentation.

ORA-07624: smsdes: \$DGBLSC failure

Cause: While deleting the system global area (SGA), VMS system service \$DGBLSC failed.

Action: Examine the system error message and refer to VMS documentation.

ORA-07625: smsget: \$MGBLSC failure

Cause: While mapping the system global area (SGA) during logon, VMS system service \$MGBLSC failed. The usual reason is that Oracle has not been started up.

Action: Examine the system error message and refer to VMS documentation. Start up Oracle if it is not already started.

ORA-07626: smsget: sga already mapped

Cause: An attempt to map the SGA during logon failed because it was already mapped. This is an internal error.

Action: Exit your program and try again, and report this to your customer support representative.

ORA-07627: smsfre: \$CRETVA failure

Cause: While unmapping the system global area (SGA) during logoff, VMS system service \$CRETVA failed.

Action: Examine the system error message and refer to VMS documentation.

ORA-07628: smsfre: sga not mapped

Cause: An attempt to unmap the SGA during logoff failed because it was not mapped. This is an internal error.

Action: Exit your program and try again, and report this to your customer support representative.

ORA-07629: smpall: \$EXPREG failure

Cause: While extending the program global area (PGA), VMS system service \$EXPREG failed. This often happens when the virtual memory page count quota is exceeded.

Action: Examine the system error message and refer to VMS documentation.

ORA-07630: smpdal: \$DELTVA failure

Cause: While deleting the program global area (PGA) during logoff, VMS system service \$DELTVA failed.

Action: Examine the system error message and refer to VMS documentation.

ORA-07631: smcacx: \$EXPREG failure

Cause: While creating or extending a context area, VMS system service \$EXPREG failed. This often happens when the virtual memory page count quota is exceeded.

Action: Examine the system error message and refer to VMS documentation.

ORA-07632: smsrcx: \$DELTVA failure

Cause: While deleting a context area, VMS system service \$DELTVA failed.

Action: Examine the system error message and refer to VMS documentation.

ORA-07633: smsdbp: illegal protection value

Cause: The buffer debug function was called with an illegal value. This is an internal error.

Action: Contact your customer support representative.

ORA-07634: smsdbp: \$CRETVA failure

Cause: While attempting to set protection in the database buffer debug mechanism, VMS system service \$CRETVA failed.

Action: Contact your customer support representative.

ORA-07635: smsdbp: \$SETPRT failure

Cause: While attempting to set protection in the database buffer debug mechanism, VMS system service \$SETPRT failed.

Action: Contact your customer support representative.

ORA-07636: smsdbp: \$MGBLSC failure

Cause: While attempting to set protection in the database buffer debug mechanism, VMS system service \$MGBLSC failed.

Action: Contact your customer support representative.

ORA-07637: smsdbp: buffer protect option not specified when sga created

Cause: Trying to change the buffer protect mode when the SGA was not created with buffer protect debug option. This is an internal error.

Action: Contact your customer support representative.

ORA-07638: smsget: SGA pad area not large enough for created SGA

Cause: An attempt was made to map an SGA with software in which the SGA pad area isn't large enough.

Action: Create a smaller SGA, or relink the software with a larger pad.

ORA-07639: smscre: SGA pad area not large enough (*string* bytes required)

Cause: An attempt was made to create an SGA with software in which the SGA pad area isn't large enough.

Action: Create a smaller SGA, or relink the software with a larger pad.

ORA-07640: smsget: SGA not yet valid. Initialization in progress

Cause: An attempt was made to map to the SGA while it was being initialized.

Action: Wait until initialization is complete, and try again.

ORA-07641: smscre: Unable to use the system pagefile for the SGA

Cause: The system global area (SGA) backing file could not be allocated using the system pagefile because the system-wide limit on global pages has been exceeded.

Action: Either increase the VMS system parameter GBLPAGFIL or use a disk file as the SGA backing file.

ORA-07642: smprtset: \$CMKRNL failure

Cause: While attempting to set the protection of a region of memory, an error was returned from the \$CMKRNL system service.

Action: Examine the system error message and refer to VMS documentation.

ORA-07643: smsalo: SMSVAR is invalid

Cause: an internal error

Action: Report this error to Oracle Support Services, provide your INIT.ORA file.

ORA-07645: sszfsl: \$CHANGE_CLASS failure

Cause: While attempting to set the label on a file, SEVMS service \$CHANGE_CLASS failed.

Action: Examine the system message and refer to SEVMS system documentation.

ORA-07646: sszfck: \$CREATE failure

Cause: While attempting to create a file, VMS system service \$CREATE failed.

Action: Examine the system message and refer to VMS system documentation.

ORA-07647: sszfck: \$OPEN failure

Cause: While attempting to reopen a file, VMS system service \$OPEN failed.

Action: Examine the system message and refer to VMS system documentation.

ORA-07650: sigunc: \$GETJPIW failure

Cause: While attempting to get the user's terminal device name, user name, user program name, or process name during logon, VMS system service \$GETJPIW failed.

Action: Examine the system error message and refer to VMS documentation.

ORA-07655: slsprom:\$TRNLOG failure

Cause: While attempting to translate SYS\$INPUT during a prompt for a password, VMS system service \$TRNLOG failed.

Action: Examine the system error message and refer to VMS documentation.

ORA-07656: slsprom:\$GETDVI failure

Cause: While attempting to get device characteristics during a prompt for a password, VMS system service \$GETDVI failed.

Action: Examine the system error message and refer to VMS documentation.

ORA-07657: slsprom:\$ASSIGN failure

Cause: While prompting for a password, VMS system service \$ASSIGN failed.

Action: Examine the system error message and refer to VMS documentation.

ORA-07658: slsprom:\$QIOW read failure

Cause: While prompting for a password, VMS system service \$QIOW failed.

Action: Examine the system error message and refer to VMS documentation.

ORA-07665: ssrexhd: recursive exception encountered *string string string string string string*

Cause: A VMS exception occurred while executing in the Oracle exception handler. The message includes the signal number, first and second signal arguments, and exception PC, PSL and R0. This is an internal error.

Action: Contact your customer support representative.

ORA-07670: \$IDTOASC failed translating a secrecy category

Cause: VMS system service \$IDTOASC failed while looking up the string representation in the rights database of a secrecy category.

Action: Define the entry in the rights database which the binary label you specified references.

ORA-07671: \$IDTOASC failed translating an integrity category

Cause: VMS system service \$IDTOASC failed while looking up the string representation in the rights database of an integrity category.

Action: Define the entry in the rights database which the binary label you specified references.

ORA-07672: \$PARSE_CLASS failed translating the string into a binary label

Cause: SEVMS system service \$PARSE_CLASS failed because the given string did not represent a valid classification.

Action: Examine system error message and refer to SEVMS documentation.

ORA-07680: sou2os: another call to Oracle currently executing

Cause: A call to the Oracle shared image entry point occurred from within the shared image. This is an internal error.

Action: Contact your customer support representative.

ORA-07681: sou2os: An error occurred while initializing Oracle

Cause: While attempting to set up the dispatch vectors for the shared image, an error occurred. This is an internal error.

Action: Contact your customer support representative.

ORA-07682: sou2os: set kernel dispatch fail err

Cause: During Oracle shared image entry, a dispatch to kernel mode failed.

Action: Make sure that your shared image is installed with the CMKRNL privilege, then contact your customer support representative.

ORA-07683: sou2os: \$SETPRV reset error

Cause: During an attempt to restore user privileges at Oracle shared image exit, VMS system service \$SETPRV failed. This is an internal error.

Action: Contact your customer support representative.

ORA-07684: sou2os: supervisor stack reset error

Cause: During an attempt to restore the supervisor-mode stack at Oracle shared image exit, VMS system service \$SETSTK failed. This is an internal error.

Action: Contact your customer support representative.

ORA-07685: sou2os: supervisor stack set error

Cause: During an attempt to set the Oracle supervisor-mode stack at Oracle shared image entry, VMS system service \$SETSTK failed. This is an internal error.

Action: Contact your customer support representative.

ORA-07700: sksarch: interrupt received

Cause: An interrupt was received while archiving the logs

Action: Retry operation

ORA-07701: sksatln: internal exception: output buffer too small

Cause: Overflow of buffer for parsing archive control text string

Action: This is an internal error, please report to Oracle

ORA-07702: unrecognized device type in archive text

Cause: Unrecognized device type in archive text

Action: This is an internal error, please report to Oracle

ORA-07703: error in archive text: need '/' after device type

Cause: The archive control text in the ARCHIVE command is invalid; the device type (to indicate a file or tape) must be followed by a '/'.

Action: Refer to the SQLDBA Guide for the proper syntax of the text.

ORA-07704: error in archive text: need ':' after device name

Cause: The archive control text in the ARCHIVE command is invalid; the device name must be followed by a ':'.

Action: Refer to the SQLDBA Guide for the proper syntax of the text.

ORA-07705: sksapr: device name buffer too small

Cause: The buffer supplied for the device name is too small. This is an internal error.

Action: Contact your customer support representative.

ORA-07706: error in archive text: need disk file name

Cause: The archive control text in the ARCHIVE command is invalid; the disk file name is missing.

Action: Refer to the SQLDBA Guide for the proper syntax of the text.

ORA-07707: error in archive text: need tape label name

Cause: The archive control text in the ARCHIVE command is invalid; the tape label name is missing.

Action: Refer to the SQLDBA Guide for the proper syntax of the text.

ORA-07708: sksaprs: tape label name buffer too small

Cause: The buffer supplied for the tape label is too small. This is an internal error.

Action: Contact your customer support representative.

ORA-07709: sksaprs: archiving to a remote host is not allowed

Cause: The user specified a remote disk for archiving via DECnet.

Action: Archive to a disk on the local host.

ORA-07710: sksaprs: file name buffer too small

Cause: The buffer supplied for the file name is too small. This is an internal error.

Action: Contact your customer support representative.

ORA-07713: sksamtd: could not mount archival device (SYS\$MOUNT failure)

Cause: VMS system service SYS\$MOUNT failed

Action: Examine system error message and refer to VMS documentation

ORA-07715: sksadt: could not dismount archival device (SYS\$DISMNT failure)

Cause: VMS system service SYS\$DISMNT failed

Action: Examine system error message and refer to VMS documentation

ORA-07716: sksachk: invalid device specification for ARCHIVE

Cause: VMS system service SYS\$GETDVI failed"

Action: Specify a valid device in ARCHIVE control string

ORA-07717: sksaalo: error allocating memory

Cause: VMS system service LIB\$GET_VM failed"

Action: Examine system error message and refer to VMS documentation

ORA-07718: sksafre: error freeing memory

Cause: VMS system service LIB\$FREE_VM failed

Action: Examine system error message and refer to VMS documentation

ORA-07721: scgcm: not enough OS resource to obtain system enqueue

Cause: A call to sys\$enq returned an error indicating that the operating system lacked the resources necessary to create a lock. This is caused by the messages SS\$_EXENQLM or SS\$_INSFMEM.

Action: Free up some of the required resource to allow the creation of the required lock.

ORA-07740: slemop: incorrect handle size (programming error)

Cause: structures used for reading error message files do not match

Action: this is an internal error, please report to Oracle

ORA-07741: slemop: \$OPEN failure

Cause: VMS system service \$OPEN failed

Action: Examine system error message and refer to VMS documentation

ORA-07742: slemop: \$CONNECT failure

Cause: VMS system service \$CONNECT failed

Action: Examine system error message and refer to VMS documentation

ORA-07743: slemop: incorrect error file attributes

Cause: An error message file is of incorrect format

Action: Unless an error file has been changed, report this to Oracle

ORA-07744: slemcl: invalid error message file handle

Cause: seal in passed in handle does not match correct value

Action: this is an internal error, please report to Oracle

ORA-07745: slemcl: \$CLOSE failure

Cause: VMS system service \$CLOSE failed

Action: Check system error and refer to VMS documentation

ORA-07746: slemrd: invalid error message file handle

Cause: seal in passed in handle does not match correct value

Action: this is an internal error, please report to Oracle

ORA-07747: slemrd: \$READ failure

Cause: VMS system service \$READ failed

Action: Check system error and refer to VMS documentation

ORA-07750: slemcr: fopen failure

Cause: An attempt to create a message file failed. This is an internal error.

Action: Contact your customer support representative.

ORA-07751: slemcr: malloc failure

Cause: An attempt to allocate a cache for a newly-created message file failed. This is an internal error.

Action: Contact your customer support representative.

ORA-07753: slemcf: fseek before write failure

Cause: An attempt to seek before writing a message file cache element failed. This is an internal error.

Action: Contact your customer support representative.

ORA-07754: slemcf: fwrite failure

Cause: An attempt to write a message file cache element failed. This is an internal error.

Action: Contact your customer support representative.

ORA-07755: slemcf: fseek before read failure

Cause: An attempt to seek before reading a message file cache element failed. This is an internal error.

Action: Contact your customer support representative.

ORA-07756: slemcf: fread failure

Cause: An attempt to read a message file cache element failed. This is an internal error.

Action: Contact your customer support representative.

ORA-07757: slemcc: invalid handle

Cause: The seal in a passed-in handle does not match correct value. This is an internal error.

Action: Contact your customer support representative.

ORA-07758: slemcw: invalid handle

Cause: The seal in a passed-in handle does not match correct value. This is an internal error.

Action: Contact your customer support representative.

ORA-07759: slemtr: invalid destination

Cause: The destination string provided to the function is too short This is an internal error.

Action: Contact your customer support representative.

ORA-07760: slemtr: \$open failure

Cause: the \$open service failed. This is an internal error

Action: Contact your customer support representative.

ORA-07800: slbtpd: invalid number

Cause: An impossible request for binary to decimal conversion was made

Action: This conversion cannot be performed

ORA-07801: slbtpd: invalid exponent

Cause: An impossible request for binary to decimal conversion was made

Action: This conversion cannot be performed

ORA-07802: slbtpd: overflow while converting to packed decimal

Cause: An impossible request for binary to decimal conversion was made

Action: This conversion cannot be performed

ORA-07803: slpdtb: invalid packed decimal nibble

Cause: An impossible request for decimal to binary conversion was made

Action: This conversion cannot be performed

ORA-07804: slpdtb: number too large for supplied buffer

Cause: An impossible request for decimal to binary conversion was made

Action: This conversion cannot be performed

ORA-07820: sspscn: SYS\$CRELNM failure

Cause: An error was returned from the SYS\$CRELNM function

Action: Check system error and refer to VMS documentation

ORA-07821: sspsdn: SYS\$DELLNM failure

Cause: An error was returned from the SYS\$DELLNM function

Action: Check system error and refer to VMS documentation

ORA-07822: sspscm: SYS\$CREMBX failure

Cause: An error was returned from the SYS\$CREMBX function while trying to create the process dump mailbox.

Action: Check system error and refer to VMS documentation

ORA-07823: sspsqr: \$QIO failure

Cause: An error was returned from \$QIO while trying to queue a read to the process dump mailbox.

Action: Check system error and refer to VMS documentation

ORA-07824: sspain: \$SETIMR failure

Cause: An error was returned from SYS\$SETIMR while trying to queue a process spin-watch timer.

Action: Check system error and refer to VMS documentation

ORA-07825: sspsck: \$QIO failure at AST level

Cause: An error was returned from SYS\$QIO while trying to read the process dump mailbox.

Action: Check system error and refer to VMS documentation

ORA-07826: sspscm: SYS\$GETDVIW failure

Cause: An error was returned from SYS\$GETDVIW while trying to get information about the process dump mailbox.

Action: Check system error and refer to VMS documentation

ORA-07840: sllfop: LIB\$GET_VM failure

Cause: An error was returned from LIB\$GET_VM while attempting to allocate memory for an i/o vector.

Action: Check system error and refer to VMS documentation

ORA-07841: sllfop: SYS\$OPEN failure

Cause: An error was returned from SYS\$OPEN while attempting to open the data file for reading

Action: Check system error and refer to VMS documentation

ORA-07842: sllfcl: SYS\$CLOSE failure

Cause: An error was returned from SYS\$CLOSE while attempting to close the input data file

Action: Check system error and refer to VMS documentation

ORA-07843: sllfcl: LIB\$FREE_VM failure

Cause: An error was returned from LIB\$FREE_VM while attempting to free the memory for the i/o vector

Action: Check system error and refer to VMS documentation

ORA-07844: sllfop: LIB\$GET_VM failure

Cause: An error was returned from LIB\$GET_VM while attempting to allocate memory for data and index buffers

Action: Check system error and refer to VMS documentation

ORA-07845: sllfcl: LIB\$FREE_VM failue

Cause: An error was returned from LIB\$FREE_VM while attempting to free memory used by data and index buffers

Action: Check system error and refer to VMS documentation

ORA-07846: sllfop: *string* byte record too big for *string* byte user buffer

Cause: The longest record in the file will not fit into the largest data buffer that can be allocated

Action: Modify the RMS file to have smaller records

ORA-07847: sllfop: \$CONNECT failure

Cause: An error was returned by SYS\$CONNECT while attempting to open the data file

Action: Check system error and refer to VMS documentation

ORA-07848: sllfrb: \$GET failure

Cause: An error was returned by SYS\$GET while attempting to read the data file

Action: Check system error and refer to VMS documentation

ORA-07849: sllfsk: \$GET failure

Cause: An error was returned by SYS\$GET while attempting to skip records in the input file

Action: Check system error and refer to VMS documentation

ORA-07850: sllfop: bad option

Cause: You are using a bad option to loader Fixed= is one legal option. Check documentation for others.

Action: Check documentation

ORA-07860: osnsoi: error setting up interrupt handler

Cause: An error occurred while setting up the control interrupt handler

Action: This is an internal error. Contact your Oracle representative.

ORA-07880: sdopnf: internal error

Cause: A list of all files open by this process could not be obtained.

Action: This is an internal error. Contact your customer support representative.

ORA-08000: maximum number of session sequence lists exceeded

Cause: the sequence parent state objects for this session are all used

Action: an internal error; quit the session and begin a new one

ORA-08002: sequence *string*.CURRVAL is not yet defined in this session

Cause: sequence CURRVAL has been selected before sequence NEXTVAL

Action: select NEXTVAL from the sequence before selecting CURRVAL

ORA-08003: sequence *string*.NEXTVAL exceeds internal limits

Cause: The sequence was created with unsafe values for some of the parameters. The calculation of NEXTVAL cannot be made because it exceeds the legal representation size.

Action: Alter or recreate the sequence number with legal limits.

ORA-08004: sequence *string*.NEXTVAL *string string*VALUE and cannot be instantiated

Cause: instantiating NEXTVAL would violate one of MAX/MINVALUE

Action: alter the sequence so that a new value can be requested

ORA-08005: specified row does not exist

Cause: A row with the given rowid does not exist in any of the tables given

Action: check the query for misspellings of table names and the rowid

ORA-08006: specified row no longer exists

Cause: the row has been deleted by another user since the operation began

Action: re-try the operation

ORA-08007: Further changes to this block by this transaction not allowed

Cause: Max locks have been reached for this transaction in this block

Action: Commit changes

ORA-08008: another instance is mounted with USE_ROW_ENQUEUEES = *string*

Cause: the shared instance being started does not have the same value for use_row_enqueuees as already running instances

Action: ensure that all instances' INIT.ORA files specify the same value for the parameter 'use_row_enqueuees'

ORA-08100: index is not valid - see trace file for diagnostics

Cause: Validate Index detected an inconsistency in its argument index

Action: Send trace file to your customer support representative

ORA-08101: index key does not exist file *string*: (root *string*, node *string*) blocks (*string*)

Cause: Internal error: possible inconsistency in index

Action: Send trace file to your customer support representative, along with information on reproducing the error

ORA-08102: index key not found, obj# *string*, file *string*, block *string* (*string*)

Cause: Internal error: possible inconsistency in index

Action: Send trace file to your customer support representative, along with information on reproducing the error

ORA-08103: object no longer exists

Cause: The object has been deleted by another user since the operation began, or a prior incomplete recovery restored the database to a point in time during the deletion of the object.

Action: Delete the object if this is the result of an incomplete recovery.

ORA-08104: this index object *string* is being online built or rebuilt

Cause: the index is being created or rebuild or waited for recovering from the online (re)build

Action: wait the online index build or recovery to complete

ORA-08105: Oracle event to turn off smon cleanup for online index build

Cause: set this event only under the supervision of Oracle development

Action: debugging only

ORA-08106: cannot create journal table *string.string*

Cause: The online index builder could not create its journal table

Action: Rename the conflicting table or rerun the SQL statement. There * may be a concurrent online index rebuild on the same object. rename your table in conflict or rerun the SQL statement * there may be a concurrent online index rebuild on the same object.

ORA-08108: may not build or rebuild this type of index online

Cause: only support normal index or IOT top-level index

Action: change your index type

ORA-08109: nosort is not a supported option for online index build

Cause: may not specify nosort for online index build

Action: get rid of nosort in the index creation command

ORA-08110: Oracle event to test SMON cleanup for online index build

Cause: Oracle Kernel test only

Action: Donot set this event(for test only)

ORA-08111: a partitioned index may not be coalesced as a whole

Cause: User attempted to coalesce a partitioned index using ALTER INDEX COALESCE statement, which is illegal

Action: Coalesce the index a (sub)partition at a time (using ALTER INDEX MODIFY (sub)PARTITION COALESCE)

ORA-08112: a composite partition may not be coalesced as a whole

Cause: User attempted to coalesce a composite partition

Action: Coalesce the index a subpartition at a time (using ALTER INDEX MODIFY SUBPARTITION COALESCE)

ORA-08113: composite partition index may not be compressed

Cause: User attempted to compress a composite partition index

Action: create uncompressed composite partition index

ORA-08114: can not alter a fake index

Cause: User attempted to alter a fake index

Action: drop fake index

ORA-08115: can not online create/rebuild this index type

Cause: User attempted to create index type that online doesnot support

Action: use offline index create/rebuild command

ORA-08116: can not acquire dml enough lock(S mode) for online index build

Cause: User attempted to create index online without allowing DML Share lock

Action: allow DML share lock on the base table

ORA-08117: Index Organized Table operation released its block pin

Cause: Block maintenance forced the release of a block pin

Action: Contact your customer support representative

ORA-08118: Deferred FK constraints cannot be enforced, index too big (*string*)

Cause: Deferred Foreign Key constraints cannot be enforced due to the index key being too big and built on a non-default DB_BLOCK_SIZE.

Action: First try to drop the Foreign Key and then the primary key.

ORA-08119: The new intrans will make the index too big

Cause: Specifying the intrans need additional space to hold the index key which might make the index too big

Action: Try giving a smaller intrans value

ORA-08120: Need to create SYS.IND_ONLINE\$ table in order to (re)build index

Cause: Alter index Build/Rebuild online require existing of SYS.IND_ONLINE\$ table.

Action: User/DBA needs to create sys.ind_online\$ before alter the index /rdbms/admin/catcio.sql contains script to create ind_online\$.

ORA-08121: Number of indexes need to be maintained offline exceeds limit for DML

Cause: Too many indexes needed to be maintained. The limit is 2¹⁶ indexes for each DML statement

Action: Make sure the index maintainance is online. If indexes need to be maintained offline, drop some indexes.

ORA-08122: Online (re)build of index rolled back due to DML conflict

Cause: The online (re)build journal is inconsistent with ongoing DML and cannot be used successfully to complete the online index (re)build.

Action: Reissue the online (re)build operation, after performing any cleanup, if needed.

ORA-08175: discrete transaction restriction violated (*string*)

Cause: An attempt was made to perform an action that is not currently supported in a discrete transaction.

Action: Rollback the transaction, and retry it as a normal transaction.

ORA-08176: consistent read failure; rollback data not available

Cause: Encountered data changed by an operation that does not generate rollback data : create index, direct load or discrete transaction.

Action: In read/write transactions, retry the intended operation. Read only transactions must be restarted.

ORA-08177: can't serialize access for this transaction

Cause: Encountered data changed by an operation that occurred after the start of this serializable transaction.

Action: In read/write transactions, retry the intended operation or transaction.

ORA-08178: illegal SERIALIZABLE clause specified for user INTERNAL

Cause: Serializable mode is not supported for user INTERNAL.

Action: Reconnect as another user and retry the SET TRANSACTION command.

ORA-08179: concurrency check failed

Cause: Encountered data changed by an operation that occurred after a specific snapshot. This is usually used to indicate that a particular cached copy of a datablock is stale. This is used for internal use for now.

Action: refresh the cached copy of the datablock and retry operation.

ORA-08180: no snapshot found based on specified time

Cause: Could not match the time to an SCN from the mapping table.

Action: try using a larger time.

ORA-08181: specified number is not a valid system change number

Cause: supplied scn was beyond the bounds of a valid scn.

Action: use a valid scn.

ORA-08182: operation not supported while in Flashback mode

Cause: user tried to do dml or ddl while in Flashback mode

Action: disable Flashback and re-attempt the operation

ORA-08183: Flashback cannot be enabled in the middle of a transaction

Cause: user tried to do Flashback in the middle of a transaction

Action: do a commit

ORA-08184: attempting to re-enable Flashback while in Flashback mode

Cause: as stated above

Action: disable first before re-enabling

ORA-08185: Flashback not supported for user SYS

Cause: user logged on as SYS

Action: logon as a different (non SYS) user.

ORA-08186: invalid timestamp specified

Cause: as stated above

Action: enter a valid timestamp

ORA-08187: snapshot expression not allowed here

Cause: A snapshot expression using AS OF was specified when not allowed.

Action: Do not use the AS OF clause

ORA-08189: cannot flashback the table because row movement is not enabled

Cause: An attempt was made to perform Flashback Table operation on a table for which row movement has not been enabled. Because the Flashback Table does not preserve the rowids, it is necessary that row movement be enabled on the table.

Action: Enable row movement on the table

ORA-08190: restore point *string* is from a different incarnation of the database

Cause: An attempt was made to perform Flashback Table operation using a restore point from a different incarnation of the database

Action: Provide a restore point from the current database incarnation

ORA-08191: Flashback Table operation is not supported on remote tables

Cause: An attempt was made to perform Flashback Table operation on a remote table. This is not permitted.

Action: Do not perform a Flashback Table operation on remote tables.

ORA-08192: Flashback Table operation is not allowed on fixed tables

Cause: An attempt was made to perform Flashback Table operation on a fixed table. This is not permitted.

Action: Do not perform a Flashback Table operation on fixed tables.

ORA-08193: Flashback Table operation is not allowed on temporary tables

Cause: An attempt was made to perform Flashback Table operation on a temporary table. This is not permitted.

Action: Do not perform a Flashback Table operation on temporary tables.

ORA-08194: Flashback Table operation is not allowed on materialized views

Cause: An attempt was made to perform Flashback Table operation on a materialized view. This is not permitted.

Action: Do not perform a Flashback Table operation on materialized views or snapshot logs.

ORA-08195: Flashback Table operation is not supported on partitions

Cause: An attempt was made to perform Flashback Table operation on a partition. This is not permitted.

Action: Do not perform a Flashback Table operation on partitions.

ORA-08196: Flashback Table operation is not allowed on AQ tables

Cause: An attempt was made to perform Flashback Table operation on AQ tables. This is not permitted.

Action: Do not perform a Flashback Table operation on AQ tables.

ORA-08197: Flashback Table operation is not supported on clustered tables

Cause: An attempt was made to perform Flashback Table operation on a clustered table. This is not permitted.

Action: Do not perform a Flashback Table operation on clustered tables.

ORA-08198: Flashback Table is not supported on object tables, nested tables

Cause: An attempt was made to perform Flashback Table operation on a object table or a nested table or a table with nested table column. This is not permitted.

Action: Do not perform a Flashback Table operation on such tables.

ORA-08199: Flashback Table operation is not supported on this object

Cause: An attempt was made to perform Flashback Table operation on an object on which the operation is not supported.

Action: Do not perform a Flashback Table operation on such objects.

ORA-08205: ora_addr: \$ORACLE_SID not set in environment

Cause: The environment variable ORACLE_SID is not set.

Action: Set the ORACLE_SID environment variable.

ORA-08206: ora_addr: cannot translate address file name

Cause: Cannot translate \$ORACLE_HOME/dbs/sgadef\$ORACLE_SID.dbf.

Action: Ensure that ORACLE_HOME and ORACLE_SID are properly set.

ORA-08207: ora_addr: cannot open address file

Cause: The address file could not be opened.

Action: Check that ORACLE is up. Check that the file \$(ORACLE_HOME)/dbs/sgadef\$(ORACLE_SID).dbf exists and has correct permissions.

ORA-08208: ora_addr: cannot read from address file

Cause: The address file could not be read.

Action: Check that the file \$(ORACLE_HOME)/dbs/sgadef\$(ORACLE_SID).dbf exists and contains a single line of text.

ORA-08209: scngrs: SCN not yet initialized

Cause: The System Commit Number has not yet been initialized.

Action: Contact your customer support representative.

ORA-08210: Requested I/O error

Cause: Oracle requested that an I/O error be returned for this operation.

Action: This should not occur in normal Oracle operation. Contact support.

ORA-08230: smscre: failed to allocate SGA

Cause: The n_core system call failed, maybe due to insufficient memory.

Action: Specify a smaller number of buffers. Check INIT.ORA parameters.

ORA-08231: smscre: unable to attach to SGA

Cause: The process cannot attach to the SGA. This can happen if either the listener can't attach, or the process cannot communicate with the listener.

Action: Verify that the instance is up and running. Contact your customer support representative.

ORA-08232: smsdes: cannot detach from SGA

Cause: Probably, the listener process has died.

Action: Contact your customer support representative.

ORA-08233: smsdes: cannot unmap SGA

Cause: The n_core system call failed while detaching from the SGA.

Action: Note nCX error returned; contact your customer support representative.

ORA-08234: smsget: cannot get instance listener address

Cause: The instance listener address cannot be read from the sgadef file.

Action: Verify \$(ORACLE_HOME) and \$(ORACLE_SID) are set correctly. Additional information gives error return from ora_addr.

ORA-08235: smsget: listener not on this node

Cause: A process wishing to attach to the SGA is on a different node from its instance's listener.

Action: Verify \$(ORACLE_HOME) and \$(ORACLE_SID) are set correctly. Contact your customer support representative.

ORA-08236: smsget: cannot share subcube with listener

Cause: The n_share call failed, probably because the listener has died.

Action: Check if the listener is running, and contact your customer support representative.

ORA-08237: smsget: SGA region not yet created

Cause: Attempting to attach to an SGA which has not yet been created.

Action: Verify that the instance is running. Contact your customer support representative.

ORA-08238: smsfre: cannot detach from SGA

Cause: The n_core system call failed while detaching from the SGA.

Action: Check nCX error, and contact your customer support representative.

ORA-08243: recursive audit operation attempted

Cause: A recursive operation requiring audit was attempted in the middle of an auditing operation or an audit table movement operation. The most likely reason is that space management operations needed to free up space in the audit tablespace or a SQL operation on dictionary tables directly or using database triggers which produced more audit records.

Action: Check space in the tablespace for SYS.AUD\$ or SYS.FGA_LOG\$ and correct the problem. Or, if the problem was recursively auditing SQL operations, remove the audit configuration on such objects or statements.

ORA-08260: ora_addr: cannot open nameserver

Cause: A process could not connect to the nameserver.

Action: Make sure the nameserver is up and running. Additional information gives nameserver's returned status.

ORA-08261: ora_addr: cannot find name in nameserver

Cause: The listener nameserver entry for an instance could not be found.

Action: Make sure the nameserver is up and running. Additional information gives nameserver's returned status.

ORA-08263: ora_addr: cannot free listener address

Cause: The listener nameserver entry could not be freed

Action: Additional information gives nameserver's returned status. Contact your customer support representative.

ORA-08264: ora_addr: cannot close nameserver

Cause: The connection to the nameserver could not be closed.

Action: Additional information gives nameserver's returned status. Contact your customer support representative.

ORA-08265: create_ora_addr: cannot open nameserver

Cause: A process could not connect to the nameserver.

Action: Make sure the nameserver is up and running. Additional information gives nameserver's returned status.

ORA-08266: create_ora_addr: cannot register name in nameserver

Cause: The listener's addressing information could not be registered.

Action: Make sure the nameserver is up and running. Additional information gives nameserver's returned status.

ORA-08267: destroy_ora_addr: cannot close nameserver

Cause: The connection to the nameserver could not be closed.

Action: Additional information gives nameserver's returned status. Contact your customer support representative.

ORA-08268: create_ora_addr: cannot close nameserver

Cause: The connection to the nameserver could not be closed.

Action: Additional information gives nameserver's returned status. Contact your customer support representative.

ORA-08269: destroy_ora_addr: cannot destroy name

Cause: The listener's addressing information could not be removed.

Action: Additional information gives nameserver's returned status. Contact your customer support representative.

ORA-08270: sksachk: Illegal archival control string

Cause: Archive files cannot be created with the given archival control string.

Action: Check that the volume exists

ORA-08271: sksabl: Buffer size not large enough for archive control string

Cause: The given archival control string expands into too many characters.

Action: Reduce archive control string length.

ORA-08274: Out of memory for environment variable

Cause: There is insufficient memory to return the requested value

Action: Reduce memory usage and retry.

ORA-08275: Environment variable unset

Cause: The requested environment variable is not set

Action: Ensure that the variable name requested is correct.

ORA-08276: No room in nameserver for pid

Cause: There is no room to record the pid for a background process

Action: Shutdown abort and restart the database.

ORA-08277: Cannot set environment variable

Cause: There is insufficient memory to expand the environment.

Action: Reduce memory usage and retry.

ORA-08278: Cannot get CPU statistics

Cause: Could not retrieve CPU times because n_stat failed.

Action: Contact customer support.

ORA-08308: sllfop: Cannot open file

Cause: Oracle could not open a file.

Action: Check the Unix errno returned as additional information.

ORA-08309: sllfop: Cannot fstat file

Cause: Oracle could not obtain information about an open file.

Action: Check the Unix errno returned as additional information.

ORA-08310: sllfop: Bad value for recsize

Cause: An illegal value for the record size was specified.

Action: Specify a value for the recsize option that is greater than 0.

ORA-08311: sllfop: bad value for maxrecsize

Cause: An illegal value for the maximum record size was specified.

Action: Specify a value for the maxrecsize option that is greater than 0.

ORA-08312: sllfop: unrecognized processing option

Cause: An unrecognized processing option was specified.

Action: Check the Oracle for nCUBE 2 User's Guide for valid options.

ORA-08313: sllfop: could not allocate buffers

Cause: Memory for the load buffers could not be allocated.

Action: Reduce the maximum record size. Eliminate any unnecessary processes on your current node before running SQL*Loader again.

ORA-08314: sllfcf: Error closing file

Cause: An error occurred trying to close a file.

Action: Check the Unix errno returned as additional information.

ORA-08315: sllfrb: Error reading file

Cause: An error occurred trying to read from a file.

Action: Check the Unix errno returned as additional information.

ORA-08316: sllfsk: Error seeking in file.

Cause: The lseek system call returned an error.

Action: Check the Unix errno returned as additional information.

ORA-08317: sllfsk: Error seeking in file.

Cause: The lseek system call returned an error.

Action: Check the Unix errno returned as additional information.

ORA-08318: sllfsk: Error reading file

Cause: An error occurred trying to read from a file.

Action: Check the Unix errno returned as additional information.

ORA-08319: sllfsk: Error reading file

Cause: An error occurred trying to read from a file.

Action: Check the Unix errno returned as additional information.

ORA-08320: scnget: Call to scnget before scnset or scnfnf.

Cause: An internal error

Action: Contact your customer support representative.

ORA-08321: scnmin: NOT IMPLEMENTED YET

Cause: An internal error

Action: Contact your customer support representative.

ORA-08322: scnmin: open/convert of bias lock failed

Cause: A call to the lkmgr failed to open and convert the bias lock

Action: Check to make sure the lkmgr is up.

ORA-08323: scnmin: close of bias lock failed

Cause: A call to the lkmgr failed to close the bias lock

Action: Check to make sure the lkmgr is up.

ORA-08330: Printing not supported

Cause: An attempt was made to automatically spool a file to the printer

Action: None

ORA-08331: Wait operation timed out

Cause: Oracle timed out waiting for an event

Action: Contact your Oracle support representative

ORA-08332: rollback segment #string specified not available

Cause: (same as 1545)

Action: (same as 1545). Also, make sure you have created enough rollback segments for the number of instances you are trying to start.

ORA-08340: This command not allowed on nCUBE, only one thread is ever used.

Cause: An illegal command was executed for the nCUBE platform.

Action: There is no need to issue this command.

ORA-08341: On nCUBE, this command can only be executed from instance 1.

Cause: A command that can only be issued on instance 1 was issued elsewhere.

Action: Log on to instance 1 and repeat the command.

ORA-08342: sropen: failed to open a redo server connection

Cause: An error occurred trying to connect to the redo server.

Action: The OS specific error message should tell you what to do.

ORA-08343: srclose: failed to close a redo server connection

Cause: An error occurred trying to close the redo server connection.

Action: The OS specific error message should tell you what to do.

ORA-08344: srapp: failed to send redo data to the redo server

Cause: An error occurred trying to send redo to the redo server.

Action: The OS specific error message should tell you what to do.

ORA-08401: invalid compiler name: string

Cause: An invalid compiler name *compname* was passed to a UTL_PG conversion routine.

Action: Correct the compiler name parameter in the PL/SQL code that called the conversion routine.

ORA-08402: error executing PL/SQL code coverage

Cause: An error occurred during execution of a PL/SQL code coverage procedure.

Action: Check the error stack for more details.

ORA-08412: error encountered in WMSGBSIZ, size for WMSGBLK is not big enough for warning message

Cause: The WMSGBSIZ is the maximum size for warning message block, it is recommended to be 1024 bytes to 8 kbytes.

Action: Define WMSGBLK of size between 1k to 8k bytes and update the WMSGBSIZ to the sizeof(WMSGBLK).

ORA-08413: invalid compiler type in FORMAT parameter at *string*

Cause: An invalid compiler type is defined in format control block. The format control block is invalid.

Action: Check to be sure that the format parameter was built by MAKE_RAW_TO_NUMBER_FORMAT or MAKE_NUMBER_TO_RAW_FORMAT, and that it was not accidentally overwritten or modified by the PL/SQL procedure.

ORA-08414: error encountered in *string*

Cause: The function *routine* returned an error. Where *routine* may be:
RAW_TO_NUMBER
NUMBER_TO_RAW
RAW_TO_NUMBER_FORMAT
NUMBER_TO_RAW_FORMAT
MAKE_NUMBER_TO_RAW_FORMAT
MAKE_RAW_TO_NUMBER_FORMAT

Action: This message will be preceded by messages providing details about the error. Check those messages to determine what action to take.

ORA-08429: raw data has invalid digit in display type data

Cause: The input raw buffer passed to a UTL_PG RAW_TO_NUMBER conversion routine contained invalid data. The picture mask parameter specified a digit, but the corresponding input from the raw data did not contain a valid digit.

Action: Either the input data is incorrect, or the picture mask is incorrect. Correct the appropriate item.

ORA-08430: raw data missing leading sign

Cause: The input raw buffer passed to a UTL_PG RAW_TO_NUMBER conversion routine had no leading sign, but the mask options parameter specified a leading sign.

Action: Correct the input raw data or the mask options so that they match.

ORA-08431: raw data missing zero as defined in picture

Cause: The picture mask parameter passed to a UTL_PG RAW_TO_NUMBER conversion routine contained a zero, but the corresponding input from the raw data was not a zero.

Action: Either the input data is incorrect, or the picture mask is incorrect. Correct the appropriate item.

ORA-08432: raw data has invalid floating point data

Cause: The input raw data passed to a UTL_PG RAW_TO_NUMBER conversion routine contained invalid floating point data.

Action: Correct the input raw data.

ORA-08433: invalid picture type in convert raw to number

Cause: The picture mask parameter passed to a UTL_PG RAW_TO_NUMBER conversion routine contained non-numeric characters, but the conversion was to a numeric data type.

Action: Correct the picture mask parameter.

ORA-08434: raw data has invalid trailing sign

Cause: The input raw buffer passed to a UTL_PG RAW_TO_NUMBER conversion routine had no trailing sign, but the mask options parameter specified a trailing sign.

Action: Correct the input raw data or the mask options so that they match.

ORA-08435: PICTURE MASK missing the leading sign when SIGN IS LEADING specified

Cause: The input MASK passed to a UTL_PG RAW_TO_NUMBER conversion routine had no leading sign, but the mask options parameter specified a leading sign.

Action: Correct the input raw data or the mask options so that they match.

ORA-08436: raw data has invalid sign digit

Cause: The input raw buffer passed to a UTL_PG RAW_TO_NUMBER conversion routine had an invalid sign digit in the position where the picture mask specified a sign.

Action: Correct the input raw data or the picture mask so that they match.

ORA-08437: invalid picture type in picture mask

Cause: The picture mask parameter passed to a UTL_PG NUMBER_TO_RAW conversion routine contained non-numeric characters, but the conversion was to a numeric data type.

Action: Correct the picture mask parameter.

ORA-08440: raw buffer is too short to hold converted data

Cause: The output raw buffer passed to a UTL_PG NUMBER_TO_RAW conversion routine was not large enough to contain the results of the conversion based on the picture mask.

Action: Increase the raw buffer size to the size necessary to hold the entire result of the conversion.

ORA-08441: closed parenthesis missing in picture mask

Cause: A closed parenthesis was missing from the picture mask passed to a UTL_PG conversion routine.

Action: Correct the picture mask.

ORA-08443: syntax error in BLANK WHEN ZERO clause in mask options

Cause: A syntax error was found in the BLANK WHEN ZERO clause in the mask options parameter passed to a UTL_PG conversion routine. Valid specifications are: BLANK ZERO BLANK ZEROS BLANK ZEROES BLANK WHEN ZERO BLANK WHEN ZEROS BLANK WHEN ZEROES

Action: Correct the mask options parameter.

ORA-08444: syntax error in JUSTIFIED clause in mask options

Cause: A syntax error was found in the JUSTIFIED clause in the mask options parameter passed to a UTL_PG conversion routine. Valid specifications are: JUST JUST RIGHT JUSTIFIED JUSTIFIED RIGHT

Action: Correct the mask options parameter.

ORA-08445: syntax error in SIGN clause in mask options

Cause: A syntax error was found in the SIGN clause in the mask options parameter passed to a UTL_PG conversion routine. Valid specifications are: SIGN LEADING SIGN LEADING SEPARATE SIGN LEADING SEPARATE CHARACTER SIGN TRAILING SIGN TRAILING SEPARATE SIGN TRAILING SEPARATE CHARACTER SIGN IS LEADING SIGN IS LEADING SEPARATE SIGN IS LEADING SEPARATE CHARACTER SIGN IS TRAILING SIGN IS TRAILING SEPARATE SIGN IS TRAILING SEPARATE CHARACTER

Action: Correct the mask options parameter.

ORA-08446: syntax error in SYNCHRONIZED clause in mask options

Cause: A syntax error was found in the SYNCHRONIZED clause in the mask options parameter passed to a UTL_PG conversion routine. Valid specifications are: SYNC SYNC LEFT SYNC RIGHT SYNCHRONIZED SYNCHRONIZED LEFT SYNCHRONIZED RIGHT

Action: Correct the mask options parameter.

ORA-08447: syntax error in USAGE clause in mask options

Cause: A syntax error was found in the USAGE clause in the mask options parameter passed to a UTL_PG conversion routine. Valid specifications are: USAGE DISPLAY USAGE COMP USAGE COMP-3 USAGE COMP-4 USAGE COMPUTATIONAL USAGE COMPUTATIONAL-3 USAGE COMPUTATIONAL-4 USAGE IS DISPLAY USAGE IS COMP USAGE IS COMP-3 USAGE IS COMP-4 USAGE IS COMPUTATIONAL USAGE IS COMPUTATIONAL-3 USAGE IS COMPUTATIONAL-4

Action: Correct the mask options parameter.

ORA-08448: syntax error in DECIMAL-POINT environment clause

Cause: A syntax error was found in the DECIMAL-POINT environment clause parameter passed to a UTL_PG conversion routine. Valid specifications are: DECIMAL-POINT IS COMMA

Action: Correct the environment clause parameter.

ORA-08449: invalid numeric symbol found in picture mask

Cause: An invalid numeric symbol was found in the picture mask parameter passed to a UTL_PG conversion routine.

Action: Correct the picture mask parameter.

ORA-08450: invalid specification of CR in picture mask

Cause: The CR suffix was incorrectly specified in the picture mask parameter passed to a UTL_PG conversion routine. The CR suffix can only appear at the end of a picture mask.

Action: Correct the picture mask parameter.

ORA-08451: invalid specification of DB in picture mask

Cause: The DB suffix was incorrectly specified in the picture mask parameter passed to a UTL_PG conversion routine. The DB suffix can only appear at the end of a picture mask.

Action: Correct the picture mask parameter.

ORA-08452: specification of E in picture mask is unsupported

Cause: The floating point exponent symbol 'E' was specified in the picture mask parameter passed to a UTL_PG conversion routine. The floating point data type is currently not supported by the UTL_PG conversion routines.

Action: Correct the picture mask parameter, and the data, if necessary.

ORA-08453: more than one V symbol specified in picture mask

Cause: The picture mask passed to a UTL_PG conversion routine contained more than one decimal point indicator ('V'). Only one decimal point indicator is allowed in the picture mask.

Action: Correct the picture mask parameter.

ORA-08454: more than one S symbol specified in picture mask

Cause: The picture mask passed to a UTL_PG conversion routine contained more than one operational sign indicator ('S'). Only one operational sign indicator is allowed in the picture mask.

Action: Correct the picture mask parameter.

ORA-08455: syntax error in CURRENCY SIGN environment clause

Cause: A syntax error was found in the CURRENCY SIGN environment clause parameter passed to a UTL_PG conversion routine. Valid specifications are: CURRENCY SIGN IS x where x is a valid currency sign

Action: Correct the environment clause parameter.

ORA-08456: no sign in picture mask but SIGN clause in mask options

Cause: The picture mask parameter passed to a UTL_PG conversion routine contained no sign symbol ('S', '+', or '-'), but the mask options parameter contained a SIGN clause. A sign symbol is required in the picture mask parameter when the mask options parameter contains a SIGN clause.

Action: Correct the picture mask parameter or the mask options parameter.

ORA-08457: syntax error in SEPARATE CHARACTER option of SIGN clause

Cause: A syntax error was found in the SEPARATE CHARACTER option of the SIGN clause in the mask options parameter passed to a UTL_PG conversion routine. Valid specifications are: SEPARATE SEPARATE CHARACTER

Action: Correct the mask options parameter.

ORA-08458: invalid format parameter

Cause: The format parameter passed to a UTL_PG conversion routine was invalid. The format parameter should have been built by a prior call to either MAKE_RAW_TO_NUMBER_FORMAT or MAKE_NUMBER_TO_RAW_FORMAT.

Action: Check to be sure that the format parameter was built by MAKE_RAW_TO_NUMBER_FORMAT or MAKE_NUMBER_TO_RAW_FORMAT, and that it was not accidentally overwritten or modified by the PL/SQL procedure.

ORA-08459: invalid format parameter length

Cause: The format parameter passed to a UTL_PG conversion routine was not the correct length. Format parameters must be 2048 bytes in length.

Action: Check to be sure that the format parameter was built by MAKE_RAW_TO_NUMBER_FORMAT or MAKE_NUMBER_TO_RAW_FORMAT, and that it was not accidentally overwritten or modified by the PL/SQL procedure.

ORA-08460: invalid environment clause in environment parameter

Cause: The environment parameter passed to a UTL_PG conversion routine contained an unsupported or invalid environment clause. Only the CURRENCY SIGN and the DECIMAL-POINT IS COMMA environment clauses are supported.

Action: Correct the environment parameter.

ORA-08462: raw buffer contains invalid decimal data

Cause: The input raw buffer passed to a UTL_PG RAW_TO_NUMBER conversion routine contains invalid decimal data.

Action: Correct the input data.

ORA-08463: overflow converting decimal number to Oracle number

Cause: The output variable passed to a UTL_PG RAW_TO_NUMBER was not large enough to hold the Oracle number resulting from the input decimal number.

Action: Be sure that the input decimal number is valid, and be sure that the output variable is large enough to hold the Oracle number value.

ORA-08464: input raw decimal data contains more than 42 digits

Cause: The input raw buffer passed to a UTL_PG RAW_TO_NUMBER conversion routine contained more than 42 digits. This exceeds the maximum size of an Oracle number.

Action: Correct the raw input buffer.

ORA-08465: input mask contains more than 32 characters

Cause: The input mask passed to UTL_PG numeric conversion routine contained more than 32 characters.

Action: Correct the mask input buffer.

ORA-08466: raw buffer length *string* is too short for *string*

Cause: The input raw buffer passed to a UTL_PG RAW_TO_NUMBER conversion routine was less than %s bytes long, but the picture mask parameter specified that %s bytes of input data were to be converted.

Action: Either the input data is incorrect, or the picture mask is incorrect. Correct the appropriate item.

ORA-08467: error converting Oracle number to *string*

Cause: An error occurred when converting an Oracle number to a COBOL *type* of: DISPLAY COMP-3 or character variable. The Oracle number was not in the correct format.

Action: Correct the call to the conversion routine. The input must be a valid Oracle number variable.

ORA-08468: mask option *string* is not supported

Cause: The mask option *clause* was passed to a UTL_PG conversion routine, but is not supported by UTL_PG. The *clause* can be: USAGE IS POINTER USAGE IS INDEX USAGE IS COMP-1 USAGE IS COMP-2 POINTER

Action: Remove the *clause* from the mask options parameter in the PL/SQL call to UTL_PG.

ORA-08469: must use the SIGN IS SEPARATE clause in mask options

Cause: A signed numeric entry with DISPLAY usage was converted using a non-defaulted character set and its PICTURE character-string contains an S. In these circumstances, a SIGN IS SEPARATE clause must be specified in the mask options.

Action: Either specify a valid SIGN IS SEPARATE clause in the mask options, use the defaulted character set, or don't specify an S in the PICTURE character-string.

ORA-08498: Warning: picture mask '*string*' overrides picture mask option 'USAGE IS *string*' to 'USAGE IS DISPLAY'

Cause: Picture mask USAGE option was overridden by the picture mask.

Action: This is an informational message only. The message may be eliminated by changing the USAGE option to match the picture mask.

ORA-08499: Warning: picture mask options '*string*' ignored by UTL_PG

Cause: Picture mask options such as OCCUR, SYNC and others are not processed by the UTL_PG numeric conversion routines.

Action: This is an informational message only. The message may be eliminated by removing the unnecessary picture mask options from the parameter list passed to the UTL_PG routine.

ORA-09200: sfccf: error creating file

Cause: Could be out of disk space

Action: See OSD error accompanying this message

ORA-09201: sfcopy: error copying file

Cause: Block sizes may not match

Action: See OSD error accompanying this message

ORA-09202: sfifi: error identifying file

Cause: db_block_size specified in init.ora could be incorrect

Action: See OSD error accompanying this message

ORA-09203: sfofi: error opening file

Cause: File attributes may have changed

Action: See OSD error accompanying this message

ORA-09204: sfoftf: error opening temporary file

Cause: Incorrect path may have been specified for the file

Action: See OSD error accompanying this message

ORA-09205: sfqio: error reading or writing to disk

Cause: File may have been truncated or corrupted

Action: See OSD error accompanying this message

ORA-09206: sfrfb: error reading from file

Cause: File may have been truncated or corrupted

Action: See OSD error accompanying this message

ORA-09207: sfsrd: error reading from file

Cause: File may have been truncated or corrupted

Action: See OSD error accompanying this message

ORA-09208: sftcls: error closing file

Cause: File may have been corrupted

Action: See OSD error accompanying this message

ORA-09209: sftget: error reading from file

Cause: File may have been truncated or corrupted

Action: See OSD error accompanying this message

ORA-09210: sftopn: error opening file

Cause: Incorrect path may have been specified for the file

Action: See OSD error accompanying this message

ORA-09211: sfwfb: error writing to file

Cause: File may have been truncated or corrupted

Action: See OSD error accompanying this message

ORA-09212: sfwfbmt: error writing to file

Cause: File may have been truncated or corrupted

Action: See OSD error accompanying this message

ORA-09213: slgfn: error fabricating file name

Cause: Filename may be too long

Action: See OSD error accompanying this message

ORA-09214: sfdone: I/O error detected

Cause: File may have been truncated or corrupted

Action: See OSD error accompanying this message

ORA-09215: sfqio: error detected in IOCompletionRoutine

Cause: File may have been truncated or corrupted

Action: See OSD error accompanying this message

ORA-09216: sdnfy: bad value '*string*' for parameter *string*

Cause: The directory specified as the value for the stated parameter could not be used.

Action: Make sure the directory you have specified is a valid directory/file specification.

ORA-09217: sfsfs: failed to resize file

Cause: Could be out of disk space

Action: See OSD error accompanying this message

ORA-09218: sfrfs: failed to refresh file size

Cause: File may be corrupted or truncated

Action: See OSD error accompanying this message

ORA-09240: smpalo: error allocating PGA memory

Cause: Could be out of memory

Action: See OSD error accompanying this message

ORA-09241: smsalo: error allocating SGA memory
Cause: Could be out of memory
Action: See OSD error accompanying this message

ORA-09242: smscre: error creating SGA

ORA-09243: smsget: error attaching to SGA
Cause: SGA may not have been created (database not started)
Action: See OSD error accompanying this message

ORA-09244: smprset: error setting memory protections

ORA-09245: smcstk: error switching stacks

ORA-09246: sfsmap: unable to map SGA

ORA-09247: smsdes: error destroying the SGA

ORA-09260: sigpidu: error obtaining process id
Cause: May be out of resources
Action: See OSD error accompanying this message

ORA-09261: spdcr: error creating detached (background) process
Cause: Could be out of resources
Action: See OSD error accompanying this message

ORA-09262: spdde: error terminating detached (background) process
Cause: Could be out of resources
Action: See OSD error accompanying this message

ORA-09263: spini: error initializing process
Cause: Could be out of memory
Action: See OSD error accompanying this message

ORA-09264: sptpa: error flagging process
Cause: Could be out of resources
Action: See OSD error accompanying this message

ORA-09265: spwat: error temporarily suspending process
Cause: Could be out of resources
Action: See OSD error accompanying this message

ORA-09266: spawn: error starting an Oracle process
Cause: Could be out memory
Action: See OSD error accompanying this message

ORA-09270: szalloc: error allocating memory for security
Cause: Could be out of memory
Action: See OSD error accompanying this message

ORA-09271: szlon: error verifying user name

Cause: Username may be too long

Action: See OSD error accompanying this message

ORA-09272: remote os logon is not allowed

Cause: Remote os login attempted when not allowed.

Action: See OSD error accompanying this message

ORA-09273: szrfc: error verifying role name

Cause: An OS error was returned when verifying the role name.

Action: See OSD error accompanying this message

ORA-09274: szrfc: insufficient role name buffer space

Cause: An OS role name was too long.

Action: See OSD error accompanying this message

ORA-09275: CONNECT INTERNAL is not a valid DBA connection

Cause: CONNECT INTERNAL is no longer supported for DBA connections.

Action: Please try to connect AS SYSDBA or AS SYSOPER.

ORA-09276: All bequeath database links must be loopback database links

Cause: A non-loopback bequeath connect string was supplied for a database link.

Action: Please use a connect string with a different transport protocol, or specify a loopback connect string (one that points to the instance for the current session) using "(PROGRAM=<this instance's ORACLE_HOME>/bin/oracle)" and, optionally, "(ENVS="ORACLE_SID=<this instance's ORACLE_SID>")".

ORA-09280: sllfcf: error closing file

Cause: File may be corrupted

Action: See OSD error accompanying this message

ORA-09281: sllfop: error opening file

Cause: Possibly incorrect path specified to the file

Action: See OSD error accompanying this message

ORA-09282: sllfrb: error reading records

Cause: File could be corrupted

Action: See OSD error accompanying this message

ORA-09283: sllfsk: error skipping records

Cause: File could be corrupted

Action: See OSD error accompanying this message

ORA-09284: sllfop: cannot allocate read buffer

Cause: malloc() system call returned an error. The system might have run out of heap space

Action: Check additional information for the OS error.

ORA-09285: sllfop: unrecognizable processing option, incorrect format

Cause: Processing option passed is of incorrect format

Action: Consult your IUG for permissible formats

ORA-09290: sksaalo: error allocating memory for archival

Cause: Could be out of memory

Action: See OSD error accompanying this message

ORA-09291: sksachk: invalid device specified for archive destination

Cause: Unable to access directory

Action: Specify a valid device in ARCHIVE control string

ORA-09292: sksablN: unable to build archive file name

Cause: Bad directory or format specified

Action: Specify a valid directory in 'log_archive_format' and a valid format string in 'log_archive_format' in init.ora

ORA-09293: sksasmo: unable to send message to console

Cause: An error was returned while attempting to send a message to the console operator

Action: See OSD error accompanying this message

ORA-09300: osncon: unable to connect, DPMS not available

Cause: Unable to detect the presence of DPMS

Action: Restart Windows and retry

ORA-09301: osncon: local kernel only supported in standard mode

Cause: An attempt was made to connect to S: while in enhanced mode

Action: Restart Windows in standard mode

ORA-09310: sclgt: error freeing latch

Cause: Internal error

Action: See OSD error accompanying this message

ORA-09311: slsleep: error temporarily suspending process

Cause: May be out of resources

Action: See OSD error accompanying this message

ORA-09312: slspool: error spooling file to printer

Cause: Could be out of resources

Action: See OSD error accompanying this message

ORA-09313: slsprom: error prompting user

Cause: May be out of resources

Action: See OSD error accompanying this message

ORA-09314: sltln: error translating logical name

Cause: Internal buffer may have overflowed

Action: See OSD error accompanying this message

ORA-09315: sql2tt: two-task error translating ORACLE_EXECUTABLE

Cause: Internal error

Action: See OSD error accompanying this message

ORA-09316: szrpc: unable to verify password for role

Cause: OS roles may not be supported for this platform

Action: See OSD error accompanying this message

ORA-09317: szprv: insufficient privileges

Cause: The password specified is invalid

Action: See OSD error accompanying this message

ORA-09318: slkhst: unable to host out to operating system

Cause: There might not be enough memory for the command or hosting out may not be supported on this platform

Action: See OSD error accompanying this message

ORA-09319: slgtd: unable to obtain the current date and time

Cause: The system time might be set incorrectly

Action: See OSD error accompanying this message

ORA-09320: szrfc: unable to obtain the list of valid OS roles

Cause: OS roles may not be supported on this platform

Action: See OSD error accompanying this message

ORA-09321: slzdtb: unable to convert zoned decimal to binary

Cause: internal error

Action: See OSD error accompanying this message

ORA-09322: slpdtb: unable to convert packed decimal to binary

Cause: internal error

Action: See OSD error accompanying this message

ORA-09330: Session terminated internally by Oracle or by an Oracle DBA

Cause: A client workstation that is abnormally disconnected would cause Oracle to terminate that session after about a minute. This message also appears in the trace file if a shutdown abort is performed.

Action: n/a

ORA-09340: Specified ORACLE_SID is either invalid or too long

Cause: ORACLE_SID must be at the most 4 alphanumeric characters.

Action: n/a

ORA-09341: scumnt: unable to mount database

Cause: Another instance is currently mounting the database

Action: n/a

ORA-09342: Detached process terminated by Oracle during shutdown abort

Cause: The user performed a shutdown abort.

Action: n/a

ORA-09344: spsig: error signalling thread

Cause: This function may not be implemented.

Action: n/a

ORA-09350: Windows 32-bit Two-Task driver unable to allocate context area

Cause: See OSD error accompanying this message

Action: n/a

ORA-09351: Windows 32-bit Two-Task driver unable to allocate shared memory

Cause: See OSD error accompanying this message

Action: n/a

ORA-09352: Windows 32-bit Two-Task driver unable to spawn new ORACLE task

Cause: See OSD error accompanying this message

Action: n/a

ORA-09353: Windows 32-bit Two-Task driver unable to open event semaphore

Cause: See OSD error accompanying this message

Action: n/a

ORA-09354: Windows 32-bit Two-Task driver: ORACLE task unexpectedly died

Cause: See OSD error accompanying this message

Action: n/a

ORA-09360: Windows 3.1 Two-Task driver unable to allocate context area

Cause: See OSD error accompanying this message

Action: n/a

ORA-09361: Windows 3.1 Two-Task driver unable to lock context area

Cause: See OSD error accompanying this message

Action: n/a

ORA-09362: Windows 3.1 Two-Task driver unable to deallocate context area

Cause: See OSD error accompanying this message

Action: n/a

ORA-09363: Windows 3.1 Two-Task driver invalid context area

Cause: See OSD error accompanying this message

Action: n/a

ORA-09364: Windows 3.1 Two-Task driver unable to create hidden window

Cause: See OSD error accompanying this message

Action: n/a

ORA-09365: Windows 3.1 Two-Task driver unable to destroy hidden window

Cause: See OSD error accompanying this message

Action: n/a

ORA-09366: Windows 3.1 Two-Task driver unable to allocate shared memory

Cause: See OSD error accompanying this message

Action: n/a

ORA-09367: Windows 3.1 Two-Task driver unable to deallocate shared memory

Cause: See OSD error accompanying this message

Action: n/a

ORA-09368: Windows 3.1 Two-Task driver unable to spawn ORACLE

Cause: See OSD error accompanying this message

Action: n/a

ORA-09369: Windows 3.1 Two-Task driver bad instance handle

Cause: See OSD error accompanying this message

Action: n/a

ORA-09370: Windows 3.1 Two-Task driver ORACLE task timed out

Cause: See OSD error accompanying this message

Action: n/a

ORA-09700: sclin: maximum number of latches exceeded

Cause: ORACLE wants to use more latches than available.

Action: increase INIT.ORA parameter latch_pages or decrease the amount of shared memory you are using.

ORA-09701: scnfy: maximum number of processes exceeded

Cause: PROCESSES INIT.ORA parameter exceeded.

Action: Decrease the PROCESSES parameter and restart.

ORA-09702: sem_acquire: cannot acquire latch semaphore

Cause: The semaphore used for accessing latches could not be seized

Action: Send trace file to your customer support representative, along with information on reproducing the error.

ORA-09703: sem_release: cannot release latch semaphore

Cause: The semaphore used for accessing latches could not be released

Action: Send trace file to your customer support representative, along with information on reproducing the error.

ORA-09704: sstascre: ftok error in creating test and set pages.

Cause: the ftok() library call failed in sstascre().

Action: Verify that tasdef@.dbf file exists. If it does then this is a possible system failure. Perhaps System V compatibility is not enabled.

ORA-09705: spcre: cannot initialize latch semaphore

Cause: The semaphore used for accessing latches could not be initialized

Action: Send trace file to your customer support representative, along with information on reproducing the error.

ORA-09706: slsget: get_process_stats error.

Cause: get_process_stats system call returned an error. Possible OS error.

Action: Check additional information returned. Look for information in OS reference. Contact customer support.

ORA-09708: soacon: failed to bind socket to port.

Cause: The bind system call failed on the socket.

Action: Check additional information for OS error. Try connecting again.

ORA-09709: soacon: failed to accept a connection.

Cause: The accept system call failed on the socket.

Action: Check additional information for OS error. Try connecting again.

ORA-09710: soarcv: buffer overflow.

Cause: The internal buffer is not big enough to hold the message read.

Action: Internal error. Contact customer support representative.

ORA-09711: orasrv: archmon already connected.

Cause: An existing connection has already been made from archmon to orasrv.

Action: Stop trying to connect.

ORA-09712: orasrv: log archiver already connected.

Cause: An existing connection has already been made from log archiver to orasrv.

Action: Stop trying to connect.

ORA-09714: Two Task interface: cannot obtain puname

Cause: The TXIPC driver cannot obtain the name of the PU. (Possible OS error)

Action: Check if the PUs are named (consistend).

ORA-09715: orasrv: cannot obtain puname

Cause: Orasrv cannot obtain the name of the PU. (Possible OS error)

Action: Check if the PUs are named (consistend).

ORA-09716: kslcll: Unable to fix in-flux lamport latch.

Cause: One Oracle process died while still holding a lamport latch.

Action: Exit (kill) all Oracle user processes. Shutdown (abort) and restart Oracle RDBMS kernel.

ORA-09717: osnsui: maximum number of user interrupt handlers exceeded.

Cause: The internal limit on the number of user interrupt handlers has been exceeded.

Action: Reduce the number of simulataneous logons or reduce the number of user interrupt handlers.

ORA-09718: osnsui: cannot set up user interrupt handler.

Cause: Malloc() failed to allocate space to hold user interrupt handler.

Action: Possible memory resource shortage.

ORA-09719: osncui: invalid handle.

Cause: The handle passed to osncui is out of the valid range.

Action: Use a valid handle.

ORA-09740: slsget: cannot get virtual memory region statistics.

Cause: The vm_region system call failed to get virtual memory region statistics.

Action: Check return code in sercerrno. Possible operating system failure.

ORA-09741: spwat: error waiting for a post.

Cause: Msg_receive system call returned an error. Internal error.

Action: Check return code in sercerrno. Port name is returned in sercose[0].

ORA-09742: sppst: error during a post.

Cause: Msg_send system call returned an error. Internal error.

Action: Check return code in sercerrno. Port name is returned in sercose[0].

ORA-09743: smscre: could not attach shared memory.

Cause: The mmap or write system call returned an error. Internal error.

Action: Contact Oracle support.

ORA-09744: smsget: mmap returned an error.

Cause: The mmap system call returned an error. Internal error.

Action: Contact Oracle support.

ORA-09745: smscre: vm_allocate error, unable to create shared memory.

Cause: Error in system call vm_allocate. Failed to create SGA as a single shared memory segment.

Action: Check result code returned in sercerrno. Verify that the SGA attach address is valid.

ORA-09746: smscre: shared memory attach address incorrect.

Cause: The vm_allocate system call attached the SGA at an incorrect location.

Action: Verify that the SGA attach address is valid.

ORA-09747: pw_detachPorts: server call pws_detach failed.

Cause: The call pws_detach to (Oracle helper) failed.

Action: Make sure the server is still active. Check the error code returned in sercerrno, and look for error messages in the server log file.

ORA-09748: pws_look_up: fork failed

Cause: The pws_look_up call could not fork the (Oracle helper) process.

Action: Verify that there are enough system resources to support another process. The user or system process limit may have been exceeded, or the amount of free memory or swap space may be temporarily insufficient.

ORA-09749: pws_look_up: port lookup failure

Cause: The pws_look_up could not find a port to (Oracle helper).

Action: Make sure the (Oracle helper) server has been started correctly by pws_look_up, and that the network name server is still running.

ORA-09750: pw_attachPorts: port_rename failed.

Cause: The port_rename system call failed; possible internal error.

Action: Check return code in sercerrno, report to Oracle customer support.

ORA-09751: pw_attachPorts: server call pws_attach failed.

Cause: The call pws_attach to (Oracle helper) failed.

Action: Make sure the server is still active. Check the error code returned in sercerrno, and look for error messages in the server log file.

ORA-09752: pw_attachPorts: port_allocate failed.

Cause: The port_allocate system call failed; possible resource exhaustion.

Action: Check return code in sercerrno, report to Oracle customer support.

ORA-09753: spwat: invalid process number.

Cause: Function was passed an invalid oracle process id.

Action: Internal error. Additional information indicates the invalid process id.

ORA-09754: sppst: invalid process number passed to sppst.

Cause: Function was passed an invalid oracle process id.

Action: Internal error. Contact Oracle support.

ORA-09755: osngpn: port allocation failure.

Cause: The port_allocate system call failed.

Action: Possible system resource shortage; check the error code in sercerno.

ORA-09756: osnpns: no port in the name server.

Cause: osnpns could not find the given named port in the name server.

Action: Check the error code in sercerno. Make sure the shadow process and network name server are still running.

ORA-09757: osnipn: port allocation failure.

Cause: The port_allocate system call failed.

Action: Possible system resource shortage; check the error code in sercerno.

ORA-09758: osnipn: could not check port in name server.

Cause: The netname_check_in call failed.

Action: Check the error code in sercerno. Make sure the network name server is running.

ORA-09759: osnbt: bad message received.

Cause: The msg_receive system call failed, or received a bad message.

Action: Internal error. Report the error code returned in sercerno.

ORA-09760: osnpui: cannot send break message

Cause: The Pipe driver could not send a break message to the ORACLE shadow process break thread.

Action: Contact your customer support representative.

ORA-09761: pw_destroyPorts: server call pws_stop_instance failed.

Cause: The call pws_stop_instance to (Oracle helper) failed.

Action: Make sure the server is still active. Check the error code returned in sercerno, and look for error messages in the server log file.

ORA-09762: sNeXT_instanceName: translation error.

Cause: A failure was detected while translating the value of ORACLE_SID.

Action: Make sure ORACLE_SID is defined, and that it is of legal length.

ORA-09763: osnmpx: send/receive error exchanging Mach ports.

Cause: The Mach driver failed to exchange port information with the other side of the connection. Either msg_send (sercose[0] == 1) or msg_receive (sercose[0] == 2) failed.

Action: Check return code in sercerno. Make sure both sides of the connection are still running.

ORA-09764: osnmop: access error on oracle executable

Cause: The Mach driver could not access the oracle executable.

Action: Check the permissions on the ORACLE executable and each component of the ORACLE_HOME/bin path.

ORA-09765: osnmop: fork failed

Cause: The Mach driver could not fork the oracle shadow process.

Action: Verify that there are enough system resources to support another process. The user or system process limit may have been exceeded, or the amount of free memory or swap space may be temporarily insufficient.

ORA-09766: osnmop: buffer allocation failure.

Cause: The Mach driver failed to allocate enough vm space for its I/O buffers.

Action: Decrease the value of buffer_size parameter in the Two-Task driver hoststring.

ORA-09767: osnmfs: bad return code from msg_send.

Cause: The msg_send system call failed while flushing the Mach driver's send buffer.

Action: Internal error. Contact your customer support representative.

ORA-09768: osnmgetmsg: could not read a message

Cause: The msg_receive system call returned a failure code while waiting for a message in the Mach driver.

Action: Internal error. Contact your customer support representative.

ORA-09769: osnmbr: cannot send break message

Cause: The Mach driver could not send a break message to the ORACLE shadow process break thread.

Action: Internal error. Contact your customer support representative.

ORA-09770: pws_look_up: translation failure.

Cause: The pws_look_up routine failed to translate the name of the (Oracle helper) executable.

Action: Make sure ORACLE_SID and ORACLE_HOME are set and correct. Additional information gives the translation error code.

ORA-09771: osnmwrtbrkmsg: bad return code from msg_send.

Cause: The msg_send system call failed while sending a Mach driver break.

Action: Internal error. Contact your customer support representative.

ORA-09772: osnmetbrkmsg: message from host had incorrect message type

Cause: The Mach driver received a message having an unrecognizable message type.

Action: Internal error. Contact your customer support representative.

ORA-09773: osnmgetdatmsg: message from host had incorrect message type

Cause: The Mach driver received a message having an unrecognizable message type.

Action: Internal error. Contact your customer support representative.

ORA-09774: osnmui: cannot send break message

Cause: The Mach driver could not send a break message to the ORACLE shadow process break thread.

Action: Internal error. Contact your customer support representative.

ORA-09775: osnmrs: reset protocol error

Cause: The Mach two-task driver could not reset the connection.

Action: Internal error. Contact your customer support representative.

ORA-09776: pws_look_up: access error on (Oracle helper) executable

Cause: The pws_look_up call could not access the (Oracle helper) executable.

Action: Check the permissions on the (Oracle helper) executable and each component of the ORACLE_HOME/bin path.

ORA-09777: osnpbr: cannot send break message

Cause: The pipe driver could not send a break message to the ORACLE shadow process break thread.

Action: Internal error. Contact your customer support representative.

ORA-09778: snyfyport: failure allocating the notify port.

Cause: The routine failed to allocate or set the task's notify port.

Action: Possible operating system error. Contact Oracle support.

ORA-09779: snyGetPort: failure to allocate a port.

Cause: The port_allocate system call failed; system resources might be exhausted.

Action: Possible operating system error. Contact Oracle support.

ORA-09786: sllfop: open error, unable to open file.

Cause: Open system call returned an error.

Action: Check errno.

ORA-09787: sllfop: unrecognizable processing option, incorrect format.

Cause: Processing option passed is of incorrect format.

Action: Consult your IUG for permissible formats.

ORA-09788: sllfrb: unable to read file.

Cause: Read system call returned an error.

Action: Check errno. Verify file exists.

ORA-09789: sllfsk: unable to read file.

Cause: Read system call returned an error.

Action: Check errno. Verify file exists.

ORA-09790: sllfcf: unable to close file.

Cause: Close system call returned an error.

Action: Check errno.

ORA-09791: slembdf: translation error, unable to translate error file name.

Cause: Additional information indicates error returned from sltln.

Action: Check additional information.

ORA-09792: sllfop: cannot allocate read buffer.

Cause: Malloc system call returned an error. The system might have run out of heap space.

Action: Check additional information for the OS error.

ORA-09793: szguns: length of user name is greater than buffer.

Cause: The length of the name of the user being looked up is longer than size of the buffer provided by the calling routine.

Action: This is an internal error. Contact Oracle Support Services.

ORA-09794: szrbuid: length of role name is greater than buffer.

Cause: The length of the name of the role being looked up is longer than size of the buffer provided by the calling routine.

Action: This is an internal error. Contact Oracle Support Services.

ORA-09795: szrbuid: malloc of role structure failed.

Cause: The allocation of memory for an internal structure used to hold a role descriptor failed.

Action: Check the UNIX error number for a possible operating system failure.

ORA-09796: szrbuid: malloc of role name failed.

Cause: The allocation of memory for an internal buffer used to hold the name of a role failed.

Action: Check the UNIX error number for a possible operating system failure.

ORA-09797: Failed to get O/S MAC privileges.

Cause: The operating system would not allow the retrieval of this process' privileges.

Action: Check the UNIX error number for a possible operating system failure. If there is no error, contact Oracle Support Services.

ORA-09798: Label comparison failed.

Cause: The comparison of two binary labels failed.

Action: Check the UNIX error number for a possible operating system failure. If there is no error, contact Oracle Support Services.

ORA-09799: File label retrieval failed.

Cause: ORACLE was unable to get a label attached to a file.

Action: Check the UNIX error number for a possible operating system failure. If there is no error, contact Oracle Support Services.

ORA-09800: Process sensitivity label retrieval failed.

Cause: ORACLE was unable to get the sensitivity label for a process.

Action: Check the UNIX error number for a possible operating system failure. If there is no error, contact Oracle Support Services.

ORA-09801: Unable to get user ID from connection

Cause: ORACLE was unable to retrieve the user's ID number from the SQL*Net connection.

Action: Check the UNIX error number for a possible operating system error. Also check the "additional information" field for the SQL*Net error. If there is no error, contact Oracle Support Services.

ORA-09802: Conversion of binary label to string failed.

Cause: ORACLE was unable to convert a binary label to a string.

Action: Check the UNIX error number for a possible operating system failure. If there is no error, contact Oracle Support Services.

ORA-09803: Allocation of string buffer failed.

Cause: a buffer used to hold the name of the file for which a label was to be obtained could not be allocated.

Action: Check the UNIX error number for a possible operating system failure. If there is no error, contact Oracle Support Services. The number of bytes that ORACLE attempted to allocate is in the "Additional Information" field.

ORA-09804: Class conversion from binary to ORACLE failed.

Cause: ORACLE was unable to convert a class component from binary format to ORACLE format.

Action: Check the UNIX error number for a possible operating system failure. If there is no error, contact Oracle Support Services.

ORA-09805: conversion of category number to string failed.

Cause: ORACLE was unable to translate a category number to its corresponding string representation failed.

Action: Check the UNIX error number for a possible operating system failure. If there is no error, contact Oracle Support Services. The category number is contained in the "Additional information" field.

ORA-09806: Allocation of label string buffer failed.

Cause: a temporary buffer used to hold a label could not be allocated.

Action: Check the UNIX error number for a possible operating system failure. If there is no error, contact Oracle Support Services. The number of bytes that ORACLE attempted to allocate is in the "Additional Information" field.

ORA-09807: Conversion of label from string to binary failed.

Cause: ORACLE was unable to convert the string representation of a label to binary format.

Action: Re-enter a valid label.

ORA-09808: Could not obtain user clearance.

Cause: ORACLE was unable to get a user's clearance level.

Action: Check the UNIX error number for a possible operating system failure. If there is no error, contact Oracle Support Services.

ORA-09809: Unable to get user's group ID from connection

Cause: ORACLE was unable to retrieve the user's group ID number from the SQL*Net connection.

Action: Check the UNIX error number for a possible operating system error. Also check the "additional information" field for the SQL*Net error. If there is no error, contact Oracle Support Services.

ORA-09810: Unable to get process ID from connection

Cause: ORACLE was unable to retrieve the user's process ID number from the SQL*Net connection.

Action: Check the UNIX error number for a possible operating system error. Also check the "additional information" field for the SQL*Net error. If there is no error, contact Oracle Support Services.

ORA-09811: Unable to initialize package.

Cause: ORACLE was unable to initialize the library used to obtain security information.

Action: This is an internal error. Contact Oracle Support Services.

ORA-09812: Unable to get user clearance from connection

Cause: ORACLE was unable to retrieve the user's operating system session clearance from the SQL*Net connection.

Action: Check the UNIX error number for a possible operating system error. Also check the "additional information" field for the SQL*Net error. If there is no error, contact Oracle Support Services.

ORA-09813: Unable to get directory status

Cause: ORACLE was unable to determine if a directory is multilevel.

Action: Check the UNIX error number for a possible operating system error. If there is no error, contact Oracle Support Services.

ORA-09814: Unable to expand file name

Cause: ORACLE was unable to expand the name of a file that resides in multilevel directory.

Action: Check the UNIX error number for a possible operating system error. If there is no error, contact Oracle Support Services.

ORA-09815: File name buffer overflow

Cause: The buffer that ORACLE uses to hold the expanded name of a too small.

Action: This is an internal error. Contact Oracle Support Services.

ORA-09816: Unable to set effective privileges

ORA-09817: Write to audit file failed.

Cause: ORACLE was unable to write an entry to the file used as the audit trail.

Action: Check the UNIX error number for a possible operating system error. If there is no error, contact Oracle Support Services.

ORA-09818: Number is too large

Cause: ORACLE was unable to convert a component string to a number because the number is larger than the largest possible value for an integer. The additional information field specifies the maximum.

Action: Correct the string and repeat the conversion.

ORA-09819: Number exceeds maximum legal value

Cause: the number specified for a component was greater than the maximum value allowed for that component.

Action: Change the component to a value less than the maximum and repeat the conversion. The maximum component number is contained in the "Additional information" field.

ORA-09820: Conversion of class string to numeric representation failed.

Cause: ORACLE was unable to convert a class string to a number because all of the characters in the string were not numeric.

Action: Change the string to be either all numbers or all non-numeric characters and repeat the conversion.

ORA-09821: Numeric label is not valid

Cause: A label specified in ORACLE numeric format was found not to be valid.

Action: Re-enter a valid label. Consult your system's encodings for valid numeric component values.

ORA-09822: Translation of audit file name failed.

Cause: Oracle was unable to translate the value of the AUDIT_FILE_DEST initialization parameter.

Action: Check the UNIX error number for a possible operating system error. If there is no error, contact Oracle Support Services.

ORA-09823: device name is too long

Cause: The name of a device was too long to fit into an internal buffer. The additional information field contains the length of the device name.

Action: This is an internal error. Contact Oracle Support Services.

ORA-09824: Unable to enable allowmacaccess privilege.

Cause: ORACLE was not able to turn on allowmacaccess privilege so that it could do a label comparison.

Action: Check the UNIX error number. If it indicates that ORACLE does not have the allowmacaccess privilege, add the allowmacaccess privilege to the potential privilege set of \$ORACLE_HOME/bin/oracle using chpriv (1M). If the executable already has the allowmacaccess privilege, contact Oracle Support Services.

ORA-09825: Unable to disable allowmacaccess privilege.

Cause: ORACLE was not able to turn off the allowmacaccess privilege after doing a label comparison.

Action: This is an internal error. Contact Oracle Support Services.

ORA-09826: SCLIN: cannot initialize atomic latch.

Cause: System call atomic_op() return error.

Action: Check additional information in the trace file.

ORA-09827: SCLGT: atomic latch return unknown error.

Cause: System call atomic_op() return unexpected error.

Action: Check additional information in the trace file.

ORA-09828: SCLFR: atomic latch return error.

Cause: System call atomic_op() return unexpected error.

Action: Check additional information in the trace file.

ORA-09829: pw_createPorts: server call pws_start_instance failed.

Cause: The call pws_start_instance to (Oracle helper) failed; system resources might be exhausted.

Action: Make sure the server is still active. Check the error code returned in sercerno, and look for error messages in the server log file.

ORA-09830: snyAddPort: failed to perform a remote procedure call.

Cause: The msg_rpc system call returned an error.

Action: Internal error. Contact Oracle support.

ORA-09831: snyStartThread: failed to build the server port set.

Cause: The routine failed to build a port set on which to listen for requests.

Action: Possible operating system failure. Contact Oracle support.

ORA-09832: infoCallback: bad message format.

Cause: The routine received an incorrectly formatted request.

Action: Internal error. Contact Oracle support.

ORA-09833: addCallback: bad message format.

Cause: The routine received an incorrectly formatted request.

Action: Internal error. Contact Oracle support.

ORA-09834: snyGetPortSet: failed to collect info on a port.

Cause: The port_status system called failed.

Action: Possible operating system error. Contact Oracle support.

ORA-09835: addCallback: callback port is already in a set.

Cause: The port to be added to the callback list is already in a port set.

Action: Internal error. Contact Oracle support.

ORA-09836: addCallback: could not add a port to the callback set.

Cause: The port_set_add system called failed.

Action: Possible operating system error. Contact Oracle support.

ORA-09837: addCallback: could not add allocate a callback link.

Cause: The malloc library call failed to allocate space for a callback link.

Action: Possible operating system error. Contact Oracle support.

ORA-09838: removeCallback: failure removing the callback port.

Cause: The port port_set_remove system call failed.

Action: Possible operating system error. Contact Oracle support.

ORA-09839: removeCallback: callback port is not in the callback set.

Cause: The port to be removed to the callback list is not in the callback port set.

Action: Internal error. Contact Oracle support.

ORA-09840: soacon: Name translation failure.

Cause: sltln() could not translate the named pipe ?/dbs/mon2arch_@.

Action: Make sure that the ORACLE_HOME specified for this ORACLE_SID in oratab is correct.

ORA-09841: soacon: Name translation failure.

Cause: sltln() could not translate the named pipe ?/dbs/arch2mon_@.

Action: Make sure that the ORACLE_HOME specified for this ORACLE_SID in oratab is correct.

ORA-09842: soacon: Archmon unable to create named pipe.

Cause: mknod() failed to create named pipe ?/dbs/mon2arch_@.

Action: Your current OS login may lack write permission for the ORACLE_HOME/dbs directory. Only userids in the dba group of a given instance

can run archmon for that ORACLE_SID. Make sure that the ORACLE_HOME directory is correct in oratab.

ORA-09843: soacon: Archmon unable to create named pipe.

Cause: mknod() failed to create named pipe ?/dbs/arch2mon_@.

Action: Your current OS login may lack write permission for the ORACLE_HOME/dbs directory. Only userids in the dba group of a given instance can run archmon for that ORACLE_SID. Make sure that the ORACLE_HOME directory is correct in oratab.

ORA-09844: soacon: Archmon unable to open named pipe.

Cause: open() failed to open named pipe ?/dbs/mon2arch_@.

Action: Only the oracle dba can run archmon. Make sure that your current OS login has owner or group search permission for the ORACLE_HOME/dbs directory. The max number of open files may have been exceeded.

ORA-09845: soacon: Archmon unable to open named pipe.

Cause: open() failed to open named pipe ?/dbs/arch2mon_@.

Action: Only the oracle dba can run archmon. Make sure that your current OS login has owner or group search permission for the ORACLE_HOME/dbs directory. The max number of open files may have been exceeded.

ORA-09846: soacon: ARCH unable to open named pipe.

Cause: open() failed to open named pipe ?/dbs/mon2arch_@.

Action: Make sure that the OS userid of the currently running database has search permission for the ORACLE_HOME/dbs directory. The max number of open files may have been exceeded.

ORA-09847: soacon: ARCH unable to open named pipe.

Cause: open() failed to open named pipe ?/dbs/arch2mon_@.

Action: Make sure that the OS userid of the currently running database has search permission for the ORACLE_HOME/dbs directory. The max number of open files may have been exceeded.

ORA-09848: soawrt: Unable to write to named pipe.

ORA-09849: soarcv: Unable to read from named pipe.

ORA-09850: soacon: Archmon unable to lock named pipe.

Cause: fcntl() failed to set write lock on named pipe ?/dbs/arch2mon_@.

Action: Make sure that archmon is not already active on another terminal for this ORACLE_SID. Only one archmon session is allowed at a time for a given instance.

ORA-09851: soacon: Archmon unable to lock named pipe.

Cause: fcntl() failed to set read lock on named pipe ?/dbs/mon2arch_@.

Action: Make sure that archmon is not already active on another terminal for this ORACLE_SID. Only one archmon session is allowed at a time for a given instance.

ORA-09853: snyRemovePort: bad return code from request.

Cause: The request to remove a port from the callback set returned a failure code.

Action: Possible operating system error. Contact Oracle support.

ORA-09854: snyPortInfo: bad return code from request.

Cause: The request to collect info on a port in the callback set returned a failure code.

Action: Possible operating system error. Contact Oracle support.

ORA-09855: removeCallback: bad message format.

Cause: The routine received an incorrectly formatted request.

Action: Internal error. Contact Oracle support.

ORA-09856: smpalo: vm_allocate error while allocating pga.

Cause: The vm_allocate system call returned an error.

Action: Check returned error. Possibly out of system resources.

ORA-09857: smprset: vm_protect error while protecting pga.

Cause: The vm_protect system call returned an error.

Action: Internal error. Contact Oracle support.

ORA-09858: sfngat: the input file name is not in the OMF format


Cause: The function sfngat() received a filename which is not an OMF file name.

Action: Further diagnostic information should be in the error stack.

ORA-09859: sfngat: the input file name is not in the autobackup OMF format

Cause: The function sfngat() received a filename which is not an autobackup OMF file name.

Action: Further diagnostic information should be in the error stack.



ORA-09870 to ORA-12101

ORA-09870: spini: failure initializing maximum number of open files.

Cause: ulimit system call returned an error.

Action: Check errno.

ORA-09871: TASDEF_NAME: translation error while expanding ?/dbs/tasdef@.dbf.

Cause: Failure of sltln(?/tasdef@.dbf) while creating test and set pages.

Action: Check additional return error for more information.

ORA-09872: TASDEF_CREATE: create failure in creating ?/dbs/tasdef@.dbf.

Cause: Create() failed when trying to create the tasdef file.

Action: Verify permissions on \$(ORACLE_HOME)/dbs directory.

ORA-09873: TASDEF_OPEN: open error when opening tasdef@.dbf file.

Cause: Unable to open tasdef@.dbf file.

Action: Check errno. Possible permission problem. Verify that tasdef@.dbf file exists.

ORA-09874: TASDEF_READ: read error, unable to read tasdef@.dbf file.

Cause: Read system call returned an error when attempting to read ?/dbs/tasdef@.dbf.

Action: Check errno returned. Sgodef file may be corrupted or incompatible with oracle version.

ORA-09875: TASDEF_WRITE: write error when writing ?/dbs/tasdef@.dbf file.

Cause: Write call failed.

Action: Check errno returned. Possibly out of space on device.

ORA-09876: TASDEF_CLOSE: unable to close ?/dbs/tasdef@.dbf file.

Cause: Close system call returned an error.

Action: Check errno returned. Possible operating system failure.

ORA-09877: sstascre: shmget error, unable to get a shared memory segment.

Cause: Error in shmget.

Action: Check errno returned. Verify that enough shared memory is available on the system.

ORA-09878: sstascre/sstasat: shmat error, unable to attach tas write page

Cause: Error in shmat.

Action: Check errno returned. Verify that enough shared memory is available on the system.

ORA-09879: sstascre/sstasat: shmat error, unable to attach tas read page

Cause: Error in shmat.

Action: Check errno returned. Verify that enough shared memory is available on the system.

ORA-09880: sstasfre/sstasdel: shmdt error, unable to detach tas write page

Cause: Error in shmdt.

Action: Check errno returned.

ORA-09881: sstasfre/sstasdel: shmdt error, unable to detach tas read page

Cause: Error in shmdt.

Action: Check errno returned.

ORA-09882: sstasfre/sstasdel: shmctl error, unable to remove tas shm page

Cause: Error in shmctl.

Action: Check errno returned.

ORA-09883: Two Task interface: oratab file does not exist

Cause: The oratab file does not exist.

Action: Install oracle before you use it or recreate the oratab file.

ORA-09884: Two Task interface: SID doesn't match current PU

Cause: You are trying to start oracle on another PU than you configured oracle on or there is no entry for this SID in oratab file.

Action: Start oracle with this SID on its designated PU (see oratab file). Or install the new database with SID.

ORA-09885: osnTXtt: cannot create TXIPC channel

Cause: The TXIPC driver failed to create pipes for two-task communications with the oracle shadow process.

Action: You have probably exceeded the maximum number of open file descriptors per user or the system file table is full. Note the operating system error code and contact your system administrator.

ORA-09886: osnTXtt: translation error while expanding txipc@.trc.

Cause: Failure of sltln(txipc@.trc) while creating debug channel.

Action: Check additional return error for more information.

ORA-09887: osnTXtt: Failed to create/open debug channel.

ORA-09888: osnTXtt: txipc channel creation failed

Cause: The txipc driver failed to create channels for two-task communications with the oracle shadow process.

Action: You have probably exceeded the maximum number of open file descriptors per user or the system file table operating system error code and contact your system administrator.

ORA-09889: osnTXtt: access error on oracle executable

Cause: The txipc driver could not access the oracle executable.

Action: Check the permissions on the ORACLE executable and each component of the ORACLE_HOME/bin path.

ORA-09890: osnTXtt: malloc failed

Cause: The txipx driver failed to allocate enough heap space for its context area buffers.

Action: Contact your customer support representative.

ORA-09908: slkmm: gethostname returned error code.

Cause: The system call gethostname returned an error.

Action: This is most likely an internal error. Make sure gethostname is successful in other contexts, and if so contact Oracle support.

ORA-09909: Malloc of scratch buffer failed.

Cause: Memory needed for a temporary buffer could not be allocated. The additional information field contains the number of bytes that ORACLE attempted to allocate.

Action: Check the UNIX error number. It is probable that the system has run out of memory. If there is no error, contact ORACLE support.

ORA-09910: Unable to find ORACLE password file entry for user.

Cause: No entry exists for the user in the ORACLE password file.

Action: Have the database administrator install a password entry by running orapasswd.

ORA-09911: Incorrect user password.

Cause: The password entered by the user was incorrect.

Action: Enter the correct password.

ORA-09912: Malloc of name buffer(s) failed.

Cause: ORACLE was unable to allocate memory for one or both of the buffers that are used to hold the name of DBA and the operator users.

Action: Check the UNIX error number. It is probable that the system has run out of memory. If there is no error, contact ORACLE support.

ORA-09913: Malloc of dummy name failed.

Cause: ORACLE was unable to allocate memory for the user name that is to be used in the encryption of the user's password.

Action: Check the UNIX error number. It is probable that the system has run out of memory. If there is no error, contact ORACLE support.

ORA-09914: Unable to open the ORACLE password file.

Cause: ORACLE could not open the password file for reading.

Action: Check the UNIX error number. If the error number indicates that the file does not exist, have the database administrator create the file by running orapasswd. If the error number indicates insufficient permissions, ask the database administrator to change the permissions. Otherwise, contact ORACLE customer support.

ORA-09915: Password encryption failed.

Cause: ORACLE was unable to encrypt a password.

Action: This is an internal error - contact ORACLE customer support.

ORA-09916: Required password was not specified.

Cause: A user attempted to connect as "internal," but did not specify a password.

Action: Connect as internal again and specify a password.

ORA-09918: Unable to get user privileges from SQL*Net

Cause: ORACLE was unable to retrieve the user's privilege set from the SQL*Net connection.

Action: Check the UNIX error number for a possible operating system error. Also check the "additional information" field for the SQL*Net error. If there is no error, contact ORACLE support.

ORA-09919: Unable to set label of dedicated server

Cause: ORACLE was unable to set the label of the dedicated to server to the required value.

Action: Check the UNIX error number for a possible operating system error. Also, check the privileges on the oracle executable. It should have at least "allowmacaccess" privilege.

ORA-09920: Unable to get sensitivity label from connection

Cause: ORACLE was unable to retrieve the user's sensitivity label from the SQL*Net connection.

Action: Check the UNIX error number for a possible operating system error. Also check the "additional information" field for the SQL*Net error. If there is no error, contact ORACLE support.

ORA-09921: Unable to get information label from connection

Cause: ORACLE was unable to retrieve the user's information label from the SQL*Net connection.

Action: Check the UNIX error number for a possible operating system error. Also check the "additional information" field for the SQL*Net error. If there is no error, contact ORACLE support.

ORA-09922: Can't spawn process - background log directory not created properly

Cause: ORACLE was unable to spawn a background process because the directory that will hold trace files of the background processes was not created properly.

Action: Examine the directory pointed to by the initialization parameter "background_dump_dest". Make sure that all of the following is true: 1. The directory exists. 2. The name indeed points to a directory, and is not a file. 3. The directory is accessible and writable to the ORACLE user.

ORA-09923: Can't spawn process - user log directory not created properly

Cause: ORACLE was unable to spawn a background process because the directory that holds the trace files of the dedicated server processes was not created properly.

Action: Examine the directory pointed to by the initialization parameter "user_dump_dest". Make sure that all of the following is true: 1. The directory exists. 2. The name indeed points to a directory, and is not a file. 3. The directory is accessible and writable to the ORACLE user.

ORA-09924: Can't spawn process - core dump directory not created properly

Cause: ORACLE was unable to spawn a background process because the directory that holds the core dumps produced by ORACLE processes in the event of exceptions was not created properly.

Action: Examine the directory pointed to by the initialization parameter "core_dump_dest". Make sure that all of the following is true: 1. The directory exists. 2. The name indeed points to a directory, and is not a file. 3. The directory is accessible and writable to the ORACLE user.

ORA-09925: Unable to create audit trail file

Cause: ORACLE was not able to create the file being used to hold audit trail records.

Action: Check the UNIX error number for a possible operating system error. If there is no error, contact ORACLE customer support.

ORA-09926: Unable to set effective privilege set of the server

Cause: A dedicated server was unable to set its own privilege set.

Action: Check the privileges granted to the ORACLE executable. It must have at least "allowmacaccess" privilege.

ORA-09927: Unable to set label of server

Cause: ORACLE was not able to set the label of a server to a new value.

Action: Check the privileges on \$ORACLE_HOME/bin/oracle. Make sure that it has "allowmacaccess" privilege.

ORA-09928: Unable to restore the label of server

Cause: ORACLE was unable to restore the label of the server to the value that it had before raising it to database high.

Action: This is an internal error - contact ORACLE support.

ORA-09929: GLB of two labels is invalid

Cause: The result of a greatest lower bound operation on two labels was not valid.

Action: Repeat the operation with two different labels. Consult the system encoding file for the values of valid labels.

ORA-09930: LUB of two labels is invalid

Cause: The result of a least upper bound operation on two labels was not valid.

Action: Repeat the operation with two different labels. Consult the system encoding file for the values of valid labels.

ORA-09931: Unable to open ORACLE password file for reading

Cause: An attempt to open a password file for reading failed.

Action: Make sure that the permissions on the file have not been changed so that the ORACLE user cannot open it.

ORA-09932: Close of ORACLE password file failed.

Cause: An attempt to close a password file failed.

Action: Check the UNIX error number for the specific reason.

ORA-09933: Deletion of old password file failed.

Cause: The removal of the old password file failed.

Action: Check the UNIX error number for the specific reason.

ORA-09934: Link of current password file to old failed.

Cause: ORACLE was unable to create a link so that the old password file could be saved.

Action: Check the UNIX error number for the specific reason.

ORA-09935: Unlink of current password file failed.

Cause: ORACLE was unable to complete the saving of the current password file.

Action: Check the UNIX error number for the specific reason.

ORA-09936: Open of ORACLE password file for write failed.

Cause: ORACLE was unable to create a password file.

Action: Check the UNIX error number for the specific reason.

ORA-09937: Chmod of ORACLE password file failed.

Cause: ORACLE was unable to change a password file to be readonly.

Action: Check the UNIX error number for the specific reason.

ORA-09938: Save of signal handlers failed.

Cause: ORACLE was unable to save the previous values of selected signal handlers.

Action: This is an internal error. Contact ORACLE support.

ORA-09939: Restoration of signal handlers failed.

Cause: ORACLE was unable to restore the previous values of selected signal handlers.

Action: This is an internal error. Contact ORACLE support.

ORA-09940: ORACLE password file header is corrupt

Cause: The header of one of the password files was not in the format that ORACLE expected.

Action: Check the headers of both files. The header should be in the format "FILE VERSION: N.N.N.N.N EXECUTABLE VERSION: N.N.N.N.N" where N is a number. Remove the corrupt file(s) and re-run "orapasswd".

ORA-09941: Version of orapasswd or installer is older than file.

Cause: The version of orapasswd or installer that is being run is older than that of the ORACLE password file. Since the file version is only changed when the format is changed, this error means that the executable is using a different format than that with which the file was created.

Action: Run a version of the installer or orapasswd whose version is the same or later than that of the file.

ORA-09942: Write of ORACLE password file header failed.

Cause: The attempt to write out the header of the ORACLE password file failed.

Action: Check the operating system error number. It is possible that the file system became full.

ORA-09943: Allocation of memory for password list component failed.

Cause: When it is building a list of password file entries, ORACLE allocates memory for various components. One of the allocations failed.

Action: Check the operating system error number. The system has probably run out of memory.

ORA-09944: Password entry is corrupt.

Cause: An entry in an ORACLE password file was not in the format that ORACLE expected.

Action: Removed the corrupt file(s) and re-run "orapasswd."

ORA-09945: Unable to initialize the audit trail file

Cause: ORACLE unable to write header information to the file being used as the audit trail.

Action: Check the UNIX error number for a possible operating system error. If there is no error, contact ORACLE customer support.

ORA-09946: File name too long for buffer

Cause: The buffer that was to be used to hold a file name was determined to be too short for the generated name. This will happen if the translated name for either a trace file or an audit file is longer than the maximum allowed, which on many ports is 256 characters.

Action: Use a shorter file name.

ORA-09947: Unable to allocate connection attributes structure

Cause: ORACLE was not able to allocate the memory needed to hold the attributes of the SQL*Net connection. The "Additional Information" field holds the number of bytes that ORACLE attempted to allocate.

Action: Check the UNIX error number. It is probable that the system has run out of memory. If there is no error, contact ORACLE customer support.

ORA-09948: Process information label retrieval failed.

Cause: ORACLE was unable to get the information label for a process.

Action: Check the UNIX error number for a possible operating system failure. If there is no error, contact ORACLE support.

ORA-09949: Unable to get client operating system privileges

Cause: ORACLE was unable to get the operating system privileges for the client process.

Action: Check the UNIX error number for a possible operating system failure. If there is no error, contact ORACLE support.

ORA-09950: Unable to get server operating system privileges

Cause: ORACLE was unable to get its privileges from the operating system.

Action: This is an error that should never happen. Contact ORACLE customer support.

ORA-09951: Unable to create file

Cause: ORACLE was unable to create a file.

Action: Check the UNIX error number for a possible operating system failure. If there is no error, contact ORACLE support.

ORA-09952: scgcmn: lk_open_convert unexpected return: open failed

Cause: The distributed lock manager returned an unexpected value

Action: Check for system error message and refer to the distributed lock manager documentation or contact your customer support representative.

ORA-09953: scggc: unexpected return of a lock convert

Cause: The distributed lock manager returned an unexpected value

Action: Check for lock manager error message and refer to DLM documentation refer to the distributed lock manager documentation or contact your customer support representative.

ORA-09954: scgcc: unexpected return status to callback of lock close

Cause: The distributed lock manager returned an unexpected value

Action: Check for lock manager error message and refer to DLM documentation refer to the distributed lock manager documentation or contact your customer support representative.

ORA-09955: scgcan: unexpected return status when canceling a lock

Cause: DLM system service x returned an unexpected value

Action: Check for system error message and refer to DLM documentation refer to the distributed lock manager documentation or contact your customer support representative.

ORA-09956: scgcm: unexpected lock status condition

Cause: A global locking system service returned an unexpected value.

Action: Check for system error message (if any) and refer to refer to the distributed lock manager documentation or contact your customer support representative.

ORA-09957: Unable to send termination request to IMON

Cause: The attempt to send a termination signal to IMON failed.

Action: This is an internal error, contact ORACLE support.

ORA-09958: IMON: two processes with the same ORACLE pid are active

Cause: The IMON process was unable to add an entry for a server process because another active process occupies the slot.

Action: This is an internal error, contact ORACLE support.

ORA-09959: IMON: deletion of a process failed.

Cause: The IMON process was unable to delete a server process from its process ID array because no entry for the process could be found.

Action: This is an internal error, contact ORACLE support.

ORA-09960: Unable to establish signal handler for termination signal

Cause: ORACLE was unable to set up a handler for the signal used to notify it that the instance was shutting down.

Action: This is an internal error, contact ORACLE support.

ORA-09961: Unable to restore termination signal handler

Cause: ORACLE failed to set the handler for the termination signal to its previous value.

Action: This is an internal error, contact ORACLE support.

ORA-09962: lk_group_create error in scggc

ORA-09963: lk_group_attach error in scggra

ORA-09964: lk_group_detach error in scgrd

ORA-09966: failure in translation while expanding ?/dbs/lk for lock file

Cause: Oracle failed to translate ?/dbs/lk, when creating a file name for the database mount lock or the instance startup/shutdown lock.

Action: Check additional return errors for more information.

ORA-09967: unable to create or open lock file

Cause: Oracle failed, when making an open system call, in order to acquire a file lock used by the database mount lock or the instance startup/shutdown lock.

Action: Check errno for more information.

ORA-09968: unable to lock file

Cause: The system call for locking a file returned an error when trying to acquire a database mount lock or the instance startup/shutdown lock.

Action: Check errno for more information.

ORA-09969: unable to close or remove lock file

Cause: The close system call or unlink system call returned an error.

Action: Check errno for more information.

ORA-09974: skxfidini: Error Initializing SDI Channel

Cause: The process was unable to initialize the SDI channel properly.

Action: Correct the operating system error and retry the operation.

ORA-09975: kxfspini: Error Initializing SDI Process

Cause: The process was unable to attach to the SDI channel.

Action: Verify that the SDI process specific limits are correctly configured. Correct the operating system error and retry the operation.

ORA-09976: skxfqadini: Error Creating Port

Cause: The process was unable to create a communications endpoint.

Action: Verify that the SDI port specific limits are correctly configured. Correct the operating system error and retry the operation.

ORA-09977: skxfqhini: Error Connecting

Cause: The process was unable to connect to another endpoint.

Action: Verify that the SDI port specific limits are correctly configured. Check that the other node(s) is part of the cluster and operating properly. Correct the operating system error and retry the operation.

ORA-09978: skxfqhdel: Error Disconnecting from another endpoint.

Cause: The process was unable to disconnect cleanly from another endpoint.

Action: Check that the other node(s) are part of the cluster and operating properly. Check the instance and processes on the other node(s). Correct the operating system error and retry the operation.

ORA-09979: skxfqhsnd: Error Sending a message to another endpoint

Cause: The process was unable to send a message to an existing endpoint.

Action: Check that the other node(s) are part of the cluster and operating properly. Check the instance and processes on the other node(s). Correct the operating system error and retry the operation.

ORA-09980: skxfqdrvc: Error Receiving a message from another endpoint

Cause: The process encountered an error while trying to receive a message.

Action: Check that the other node(s) are part of the cluster and operating properly. Check the instance and processes on the other node(s). Correct the operating system error and retry the operation.

ORA-09981: skxfqdreg: Error Adding a page to the SDI buffer pool

Cause: The process was unable to add a page to the SDI buffer pool.

Action: Correct the operating system error and retry the operation.

ORA-09982: skxfqddrg: Error Removing a page from the SDI buffer pool

Cause: The process was unable to remove a page to the SDI buffer pool.

Action: Correct the operating system error and retry the operation.

ORA-09983: skxfidsht: Error shutting down SDI channel

Cause: The process was unable shut down the SDI channel

Action: Check the SDI persistent resources using SDI tools. Verify that all processes exited cleanly and the instance is safely shut down. Delete any remaining SDI channel IDs associated with the current instance.

ORA-09984: SGA file \$ORACLE_HOME/dbs/sgadef\$ORACLE_SID.dbf does not exist

Cause: file does not exist or is not accessible

Action: Restart the instance to create the SGA definition file.

ORA-09985: SGA definition file could not be read

Cause: UNIX read() operation failed

Action: check errno and take appropriate action.

ORA-09986: wrong number of bytes read from SGA definition file

Cause: Struct skgmsdef size differs from no. of bytes read from SGA file

Action: Compare the two struct definitions and ensure that they are identical in size and structure.

ORA-09987: unable to attach to SGA in READ-ONLY mode

Cause: The instance is not up, or SGA segments are not read-accessible

Action: Verify that the instance is up and read permissions for the SGA segments are set.

ORA-09988: error while detaching SGA

Cause: skgmsdef struct is corrupted and/or segment addresses are modified

Action: Safely shut down instance and mount SGA segments again.

ORA-09989: attempt to use invalid skgmsdef struct pointer

Cause: Pointer to skgmsdef struct used without validating it

Action: Assign a valid address to the skgmsdef struct pointer before using it.

ORA-10010: Begin Transaction

ORA-10011: End Transaction

ORA-10012: Abort Transaction

ORA-10013: Instance Recovery

ORA-10014: Roll Back to Save Point

ORA-10015: Undo Segment Recovery

ORA-10016: Undo Segment extend

ORA-10017: Undo Segment Wrap

ORA-10018: Data Segment Create

ORA-10019: Turn off data/space search cache

ORA-10020: partial link restored to linked list (KSG)

ORA-10021: KST event to trace control file header writes and reads

ORA-10022: trace ktsgsp

ORA-10023: Create Save Undo Segment

ORA-10024: Write to Save Undo

ORA-10026: Apply Save Undo

ORA-10027: Specify Deadlock Trace Information to be Dumped

ORA-10028: Dump trace information during lock / resource latch cleanup

ORA-10029: session logon (KSU)

ORA-10030: session logoff (KSU)

ORA-10033: sort run information (SRD*/SRS*)

ORA-10034: access path analysis (APA*)

ORA-10035: Write parse failures to alert log file

ORA-10036: create remote row source (QKANET)

ORA-10037: allocate remote row source (QKARWS)

ORA-10038: dump row source tree (QBADRV)

ORA-10039: type checking (OPITCA)

ORA-10040: disable result-cache

ORA-10041: dump undo records skipped

ORA-10042: file header reads return youngest mirror

ORA-10043: check consistency of owner/waiter/converter lists in KSQ

ORA-10044: free list undo operations

ORA-10045: free list update operations - ktsrsp, ktsunl

ORA-10046: enable SQL statement timing

ORA-10047: trace switching of sessions

ORA-10048: Undo segment shrink

ORA-10049: protect library cache memory heaps

ORA-10050: sniper trace

ORA-10051: trace OPI calls

ORA-10052: don't clean up obj\$

ORA-10053: CBO Enable optimizer trace

ORA-10054: CBO Enable optimizer trace for recursive statement (RPI)

ORA-10056: dump analyze stats (kdg)

ORA-10057: suppress file names in error messages

ORA-10058: use table scan cost in tab\$.spare1

ORA-10059: simulate error in logfile create/clear

ORA-10060: CBO Enable predicate dump

ORA-10061: disable SMON from cleaning temp segment

ORA-10062: disable usage of OS Roles in osds

ORA-10063: disable usage of DBA and OPER privileges in osds

ORA-10074: default trace function mask for kst

ORA-10075: CBO Disable outer-join to regular join conversion

ORA-10076: CBO Enable cartesian product join costing

ORA-10077: CBO Disable view-merging optimization for outer-joins

ORA-10078: CBO Disable constant predicate elimination optimization

ORA-10079: trace data sent/received via SQL*Net

ORA-10080: dump a block on a segment list which cannot be exchanged

ORA-10081: segment High Water Mark has been advanced

ORA-10082: free list head block is the same as the last block

ORA-10084: free list becomes empty

ORA-10085: free lists have been merged

ORA-10086: CBO Enable error if kko and qka disagree on oby sort

ORA-10091: CBO Disable constant predicate merging

ORA-10092: CBO Disable hash join

ORA-10093: CBO Enable force hash joins

ORA-10102: switch off anti-joins

ORA-10103: CBO Disable hash join swapping

ORA-10104: dump hash join statistics to trace file

ORA-10105: CBO Enable constant pred trans and MPs w WHERE-clause

ORA-10106: CBO Disable evaluating correlation pred last for NOT IN

ORA-10107: CBO Always use bitmap index

ORA-10108: CBO Don't use bitmap index

ORA-10109: CBO Disable move of negated predicates

ORA-10110: CBO Try index rowid range scans

ORA-10111: Bitmap index creation switch

ORA-10112: Bitmap index creation switch

ORA-10113: Bitmap index creation switch

ORA-10114: Bitmap index creation switch

ORA-10115: CBO Bitmap optimization use maximal expression

ORA-10116: CBO Bitmap optimization switch

ORA-10117: CBO Disable new parallel cost model

ORA-10118: CBO Enable hash join costing

ORA-10119: QKA Disable GBY sort elimination

ORA-10120: generate relative file # different from absolute

ORA-10121: CBO Don't sort bitmap chains

ORA-10122: Disable transformation of count(col) to count(*)

ORA-10124: Force creation of segmented arrays by kscsAllocate

ORA-10125: Disable remote sort elimination

ORA-10126: Debug oracle java xa

ORA-10127: Disable remote query block operation

ORA-10128: Dump Partition Pruning Information

ORA-10129: Alter histogram lookup for remote queries

ORA-10130: sort disable readaheads

ORA-10132: dump plan after compilation

ORA-10133: testing for SQL Memory Management

ORA-10134: tracing for SQL Memory Management for session

ORA-10135: CBO do not count 0 rows partitions

ORA-10136: CBO turn off fix for bug 1089848

ORA-10137: CBO turn off fix for bug 1344111

ORA-10138: CBO turn off fix for bug 1577003

ORA-10139: CBO turn off fix for bug 1386119

ORA-10140: CBO turn off fix for bug 1332980

ORA-10141: CBO disable additional keys for inlist in bitmap optimization

ORA-10142: CBO turn off advanced OR-expansion checks

ORA-10143: CBO turn off hints

ORA-10144: CBO turn off cost based selection of bji over bsj subquery

ORA-10145: test auditing network errors

ORA-10146: enable Oracle TRACE collection

ORA-10147: enable join push through UNION view

ORA-10149: allow the creation of constraints with illegal date constants

ORA-10152: CBO don't consider function costs in plans

ORA-10153: Switch to use public synonym if private one does not translate

ORA-10154: Switch to disallow synonyms in DDL statements

ORA-10155: CBO disable generation of transitive OR-chains

ORA-10156: CBO disable index fast full scan

ORA-10157: CBO disable index access path for in-list

ORA-10158: CBO preserve predicate order in post-filters

ORA-10159: CBO disable order-by sort pushdown into domain indexes

ORA-10160: CBO disable use of join index

ORA-10161: CBO recursive semi-join on/off-switch

ORA-10162: CBO join-back elimination on/off-switch

ORA-10163: CBO join-back elimination on/off-switch

ORA-10164: CBO disable subquery-adjusted cardinality fix

ORA-10166: trace long operation statistics updates

ORA-10167: CBO use old index MIN/MAX optimization

ORA-10168: CBO disable single-table predicate predicate generation

ORA-10169: CBO disable histograms for multi partitions

ORA-10170: CBO use old bitmap costing

ORA-10171: CBO disable transitive join predicates

ORA-10172: CBO force hash join back

ORA-10173: Dynamic Sampling time-out error

ORA-10174: view join-back elimination switch

ORA-10175: CBO star transformation switch

ORA-10176: CBO colocated join switch

ORA-10177: CBO colocated join switch

ORA-10178: CBO turn off hash cluster filtering through memcmp

ORA-10179: CBO turn off transitive predicate replacement

ORA-10180: temp table transformation print error messages

ORA-10181: CBO disable multi-column in-list processing

ORA-10182: CBO disable generation of implied predicates

ORA-10183: CBO disable cost rounding

ORA-10184: CBO disable OR-exp if long inlist on bitmap column

ORA-10185: CBO force index joins

ORA-10186: CBO disable index join

ORA-10187: CBO additional index join switch

ORA-10188: CBO additional index join switch

ORA-10189: CBO turn off FFS null fix

ORA-10190: Analyze use old frequency histogram collection and density

ORA-10191: Avoid conversion of in-lists back to OR-expanded form

ORA-10192: nopushdown when number of groups exceed number of rows

ORA-10193: Force repeatable sampling with specified seed

ORA-10194: CBO disable new LIKE selectivity heuristic

ORA-10195: CBO don't use check constraints for transitive predicates

ORA-10196: CBO disable index skip scan

ORA-10197: CBO force index skip scan

ORA-10199: set parameter in session

ORA-10200: consistent read buffer status

ORA-10201: consistent read undo application

ORA-10202: consistent read block header

ORA-10203: block cleanout

ORA-10204: signal recursive extend

ORA-10205: row cache debugging

ORA-10206: transaction table consistent read

ORA-10207: consistent read transactions' status report

ORA-10208: consistent read loop check

ORA-10209: enable simulated error on control file

ORA-10210: check data block integrity

ORA-10212: check cluster integrity

ORA-10213: crash after control file write

ORA-10214: simulate write errors on control file

ORA-10215: simulate read errors on control file

ORA-10216: dump control file header

ORA-10217: debug sequence numbers

ORA-10218: dump uba of applied undo

ORA-10219: monitor multi-pass row locking

ORA-10220: show updates to the transaction table

ORA-10221: show changes done with undo

ORA-10222: row cache

ORA-10223: transaction layer - turn on verification codes

ORA-10224: index block split/delete trace

ORA-10225: free/used extent row cache

ORA-10226: trace CR applications of undo for data operations

ORA-10227: verify (multi-piece) row structure

ORA-10228: trace application of redo by kcochk

ORA-10229: simulate I/O error against datafiles

ORA-10230: KSFD block repair test event

ORA-10231: skip corrupted blocks on `_table_scans_`

ORA-10232: dump corrupted blocks symbolically when kcbgotten

ORA-10233: skip corrupted blocks on index operations

ORA-10235: check memory manager internal structures

ORA-10237: simulate ^C (for testing purposes)

ORA-10238: instantiation manager

ORA-10239: multi-instance library cache manager

ORA-10240: dump dba's of blocks that we wait for

ORA-10241: remote SQL execution tracing/validation

ORA-10242: suppress OER 2063 (for testing distrib w/o different error log)

ORA-10243: simulated error for test *string* of K2GTAB latch cleanup
Cause: levels 1..6 for insert, 7..11 for delete
Action: n/a

ORA-10244: make tranids in error msgs print as 0.0.0 (for testing)
Cause: also makes "alter system enable distributed recovery" synchronous
Action: n/a

ORA-10245: Testing event used by server I/O ksfk/ksfq module

ORA-10246: print trace of PMON actions to trace file

ORA-10247: Turn on scgcmn tracing. (VMS ONLY)

ORA-10248: turn on tracing for dispatchers

ORA-10249: turn on tracing for multi-stated servers

ORA-10250: Trace all allocate and free calls to the topmost SGA heap

ORA-10251: check consistency of transaction table and undo block

ORA-10252: shared IO pool error simulation

ORA-10253: limit SQL text returned from X\$KGLNA[1]

ORA-10254: trace cross-instance calls

ORA-10255: pl/sql parse checking

ORA-10257: trace shared server load balancing

ORA-10258: force shared servers to be chosen round-robin

ORA-10259: get error message text from remote using explicit call

Cause: for npigem coverage testing (normally called only for V5 remote)

Action: n/a

ORA-10260: PGA limit (*string* MB) exceeded - process terminated

Cause: The Resource Manager SESSION_PGA_LIMIT directive was exceeded because the process used too much program global area (PGA) memory.

Action: Reduce the complexity of the update or query, or contact your database administrator for more information.

ORA-10261: limit the size of the PGA heap

Cause: The limit was one kilobyte times the level of the event. If the PGA grows bigger than this, signal an external error.

Action: n/a

ORA-10262: Don't check for memory leaks

Cause: Setting this event to level one causes memory leak checking to be disabled. Setting this event to any other non-zero number allows that number to be used as a threshold value when checking for memory leaks in the PGA, SGA, and UGA heaps.

Action: n/a

ORA-10263: Don't free empty PGA heap extents

Cause: This is useful for debugging since watchpoints are lost on free

Action: n/a

ORA-10265: Keep random system generated output out of error messages

Cause: so test system files don't diff

Action: n/a

ORA-10266: Trace OSD stack usage

Cause: Porters should implement this to help them debug their stack implementations. It should be used in at least smcstk().

Action: n/a

ORA-10267: Inhibit KSEDMP for testing

Cause: Some tests may generate internal or fatal errors on purpose.

Action: LEVEL used by KSEDMP is one less than level of this event.

ORA-10268: Don't do forward coalesce when deleting extents

Cause: setting this event keeps kts from coalescing forward at each extent when dropping a temp segment.

Action: n/a

ORA-10269: Don't do coalesces of free space in SMON

Cause: setting this event prevents SMON from doing free space coalesces

Action: n/a

ORA-10270: Debug shared cursors

Cause: Enables debugging code in shared cursor management modules

Action: n/a

ORA-10271: distributed transaction after COLLECT

ORA-10272: distributed transaction before PREPARE

ORA-10273: distributed transaction after PREPARE

ORA-10274: distributed transaction before COMMIT

ORA-10275: distributed transaction after COMMIT

ORA-10276: distributed transaction before FORGET

ORA-10277: Cursor sharing (or not) related event (used for testing)

ORA-10278: Internal testing

ORA-10279: Simulate block corruption in kdb4chk

ORA-10280: Internal testing - segmentation fault during crash recovery

ORA-10281: maximum time to wait for process creation

Cause: used to override the default SPMXWAIT, level = timeout in sec.

Action: n/a

ORA-10282: Inhibit signalling of other backgrounds when one dies

Cause: Used in KSB

Action: n/a

ORA-10284: simulate zero/infinite asynch I/O buffering

Cause: Used in KCF, level=1 out of space (red), level=2 infinite (green)

Action: n/a

ORA-10285: Simulate control file header corruption

ORA-10286: Simulate control file open error

ORA-10287: Simulate archiver error

ORA-10288: Do not check block type in ktrget

ORA-10289: Do block dumps to trace file in hex rather than formatted

ORA-10290: Internal sequence tracing event

ORA-10291: die in tbsdrv to test control file undo

ORA-10294: ksrpc tracing

ORA-10296: disable ORA-379

ORA-10298: ksfd i/o tracing

ORA-10299: Trace prefetch tracking decisions made by CKPT

ORA-10301: Enable LCK timeout table consistency check

ORA-10319: Trace PGA statistics maintenance

ORA-10320: Enable data layer (kdtgrs) tracing of space management calls

ORA-10322: CBO don't simplify inlist predicates

ORA-10323: before committing an add datafile command

ORA-10324: Enable better checking of redo logs errors

ORA-10336: Do remote object transfer using remote SQL

ORA-10338: CBO don't use inlist iterator with function-based indexes

ORA-10339: CBO disable DECODE simplification

ORA-10341: Simulate out of PGA memory in DBWR during object reuse

ORA-10342: Raise unknown exception in ACQ_ADD when checkpointing

ORA-10343: Raise an out of memory exception-OER 4031 in ACQ_ADD

ORA-10345: validate queue when linking or unlinking a buffer

ORA-10346: check that all buffers for checkpoint have been written

ORA-10347: dump active checkpoint entries and checkpoint buffers

ORA-10349: do not allow ckpt to complete

ORA-10350: Simulate more than one object & tsn id in object reuse

ORA-10351: size of slots

ORA-10352: report direct path statistics

ORA-10353: number of slots

ORA-10354: turn on direct read path for parallel query

ORA-10355: turn on direct read path for scans

ORA-10356: turn on hint usage for direct read

ORA-10357: turn on debug information for direct path

ORA-10358: Simulate out of PGA memory in cache advisory reset

ORA-10359: turn off updates to control file for direct writes

ORA-10365: turn on debug information for adaptive direct reads

ORA-10366: kgfnfs tracing

ORA-10367: kgodm tracing

ORA-10368: maximum number of internal errors a process will tolerate

ORA-10369: test SQL monitoring feature

ORA-10375: turn on checks for statistics rollups

ORA-10376: enable archive compression loads

ORA-10378: force hard process/range affinity

ORA-10380: kxpf latch cleanup testing event

ORA-10381: kxpf latch cleanup testing event

ORA-10383: auto parallelization testing event

ORA-10384: parallel dataflow scheduler tracing

ORA-10385: parallel table scan range sampling method

ORA-10386: parallel SQL hash and range statistics

ORA-10390: Trace parallel query slave execution

ORA-10391: trace PX granule allocation/assignment

ORA-10392: parallel query debugging bits

ORA-10393: print parallel query statistics

ORA-10394: generate a fake load to test adaptive and load balancing

ORA-10395: adjust sample size for range table queues

ORA-10397: suppress verbose parallel coordinator error reporting

ORA-10398: enable timeouts in parallel query threads

ORA-10399: trace buffer allocation

ORA-10400: turn on system state dumps for shutdown debugging

ORA-10401: turn on IPC (ksxp) debugging

ORA-10402: turn on IPC (skgxp) debugging

ORA-10403: fake CPU number for default degree of parallelism

ORA-10404: crash dbwr after write

ORA-10405: emulate broken mirrors

ORA-10406: enable datetime TIMESTAMP, INTERVAL datatype creation

ORA-10407: enable datetime TIME datatype creation

ORA-10408: disable OLAP builtin window function usage

ORA-10409: enable granule memset and block invalidation at startup

ORA-10450: signal ctrl-c in kdddca (drop column) after n rows

ORA-10451: Force heap segment compression bypassing compatibility checks

ORA-10452: Cannot do block media recovery; media recovery session may be in progress

Cause: A media recovery, RMAN, or flashback database session may have been in progress when an attempt was made to perform block media recovery on the standby database.

Action: Check for and cancel any conflicting recovery session and perform block media recovery on the standby database.

ORA-10456: cannot open standby database; media recovery session may be in progress

Cause: A media recovery, RMAN, or flashback database session may have been in progress on a mounted instance of a standby database when an attempt was made to open the standby database.

Action: Check for and cancel any conflicting recovery session and open the standby database.

ORA-10457: cannot close standby database due to active media recovery

Cause: A media recovery session was in progress on a standby database when an attempt was made to close the standby database.

Action: Cancel the media recovery session and close the standby database.

ORA-10458: standby database requires recovery

Cause: A standby database was in a state requiring media recovery when an attempt was made to open the standby database.

Action: Perform the necessary recovery and open the standby database.

ORA-10459: cannot start media recovery on standby database; conflicting state detected

Cause: An attempt was made to perform media recovery on a standby database while another instance was performing recovery on the standby database, had the standby database open, or a data file move operation was in progress.

Action: Close the standby on all other instances, cancel any conflicting recovery session or data file move operation, and perform manual recovery.

ORA-10460: Perform backward tablescans for consistent read reduction

ORA-10461: Simulate control file corruption during write operation

ORA-10462: enable recovery debug module

ORA-10469: error creating control file backup, no checkpoint

Cause: The control file being backed up did not contain a valid control file checkpoint. Therefore the control file could not be backed up, as such a backup would not be usable later for recovery. A common cause for this situation is that you executed CREATE CONTROLFILE, which mounts the database, but not ALTER DATABASE OPEN, to open the database. The latter operation generates a valid control file checkpoint.

Action: Open the database with ALTER DATABASE OPEN ..., which results in a valid control file checkpoint. Run the backup operation again.

ORA-10481: Backup data block for data file has an unlogged change

Cause: Flashback was enabled for the data file when the backup data block used for block media recovery had an unlogged change.

Action: Remove the data file from the flashback set or use a backup block that does not contain an unlogged change to perform block media recovery.

ORA-10482: Automatic block repair cannot repair an offline or read-only data file

Cause: Automatic block repair failed when trying to repair an offline or read-only data file.

Action: Bring the data file online in read/write mode.

ORA-10485: Real-Time Query cannot be enabled while applying migration redo.

Cause: The Real-Time Query feature was enabled when an attempt was made to recover through migration redo generated during primary upgrades or downgrades.

Action: Close the standby database in order to recover through migration redo. Reenable the Real-Time Query feature afterwards.

ORA-10493: Return empty define buffers on 1422

ORA-10496: Turn off fix for bug 2554178

ORA-10498: Trim blank characters including control characters

ORA-10501: periodically check selected heap

ORA-10502: CBO disable the fix for bug 2098120

ORA-10503: enable user-specified graduated bind lengths

ORA-10504: CBO disable the fix for bug 2607029

ORA-10505: CBO enable dynamic sampling dump to table

ORA-10506: Disable fix for bug 2588217

ORA-10507: Trace bind equivalence logic

ORA-10508: Enable fix for bug 14772545

ORA-10509: Check kghu subheaps at call boundaries

ORA-10510: turn off SMON check to offline pending offline rollback segment

ORA-10511: turn off SMON check to cleanup undo dictionary

ORA-10512: turn off SMON check to shrink rollback segments

ORA-10515: turn on event to use physical cleanout

ORA-10519: enable ALTER TYPE RESET support

ORA-10520: recreate view only if definition has changed

ORA-10522: turn off wrap source compression

ORA-10523: force recreate package even if definition is unchanged

ORA-10525: Disable automatic object validation for describe

ORA-10526: enables lightweight thread tracing

Cause: Used in ksolt.

Action: Set this event only under the supervision of Oracle Support Services.

ORA-10527: enables SGA allocation tracing

Cause: Used for logging events during SGA allocation.

Action: Set this event only under the supervision of Oracle Support Services.

ORA-10528: enables ksmg tracing

Cause: Used in ksmg module.

Action: Set this event only under the supervision of Oracle Support Services.

ORA-10530: lightweight thread spawn failed, error stack:

Cause: A lightweight thread spawn failed.

Action: Check the alert or trace files for more information.

ORA-10531: lightweight thread unit test failure error

Cause: A lightweight thread unit test failed.

Action: Check the alert or trace files for more information.

ORA-10532: lightweight thread encountered internal error

Cause: A lightweight thread encountered an internal error.

Action: Check the alert or trace files for more information and contact Oracle Support Services.

ORA-10546: Cannot perform block media recovery; standby database does not have requisite redo.

Cause: An attempt was made to perform block media recovery on the standby database when the necessary redo was not available.

Action: Wait until the necessary redo is available and reattempt block media recovery.

ORA-10547: Cannot perform block media recovery; standby database is not caught up with primary.

Cause: An attempt was made to perform block media recovery on the standby database up to scn %s, which is greater than the highest scn of %s yet applied at the standby.

Action: Recover the standby up to scn %s and reattempt block media recovery.

ORA-10548: Cannot perform block media recovery on a read-only plugged-in datafile.

Cause: An attempt was made to perform block media recovery on a read-only plugged-in datafile.

Action: Convert the plugged-in datafile to read/write and reattempt block media recovery.

ORA-10549: Cannot perform block media recovery using a read-only plugged-in backup datafile.

Cause: An attempt was made to perform block media recovery using a backup of a read-only plugged-in datafile.

Action: Reattempt block media recovery using a backup taken after the plugged-in datafile has been converted to read/write.

ORA-10550: signal error during create as select/create index after n rows

ORA-10551: Internal testing for ORA-1551 error handling

ORA-10553: Incompatible UNTIL CONSISTENT clause

Cause: RECOVER UNTIL CONSISTENT required database-level recovery with a backup control file.

Action: Omit the UNTIL CONSISTENT clause and retry recovery.

ORA-10554: Media recovery failed to bring datafile *string* to a consistent point

Cause: Media recovery couldn't recover database to a consistent point due to the specified datafile.

Action: Restore a backup of the datafile.

ORA-10560: block type '*string*'

Cause: Report block type for details of another error.

Action: See associated error message.

ORA-10561: block type '*string*', data object# *string*

Cause: Report block type and data object number for details of another error.

Action: See associated error message.

ORA-10562: Error occurred while applying redo to data block (file# *string*, block# *string*)

Cause: See other errors on error stack.

Action: Investigate why the error occurred and how important is the data block.

Media and standby database recovery usually can continue if user allows recovery to corrupt this data block.

ORA-10563: Test recovery had to corrupt data block (file# *string*, block# *string*) in order to proceed

Cause: Test recovery completed.

Action: No action is needed. Test recovery has ended successfully. See other messages on error stack for a summary of the result of the test recovery.

ORA-10564: tablespace *string*

Cause: Report tablespace name for details of another error.

Action: See associated error message.

ORA-10565: Another test recovery session is active

Cause: There can only be one test recovery session at any time. Another test recovery session is active.

Action: Wait till the other test recovery session completes.

ORA-10566: Test recovery has used all the memory it can use

Cause: Test recovery tests redo in memory. It can no longer proceed because it has consumed all the memory it can use.

Action: No action is needed. Test recovery has ended successfully. See other messages on error stack for a summary result of the test recovery.

ORA-10567: Redo is inconsistent with data block (file# *string*, block# *string*, file offset is *string* bytes)

Cause: There are two possible causes of this error: (1) A write issued by Oracle was lost by the underlying OS or storage system. (2) an Oracle internal error.

Action: Investigate why the error occurred and how important is the data block. Media and standby database recovery usually can continue if user allows recovery to corrupt this data block.

ORA-10568: Failed to allocate recovery state object: out of SGA memory

Cause: out of SGA memory

Action: Restart the instance. If problem persists, call Oracle support.

ORA-10570: Test recovery complete

Cause: Test recovery completed.

Action: No action is needed. Test recovery has ended successfully. See other messages on error stack for a summary result of the test recovery.

ORA-10571: Test recovery canceled

Cause: User canceled test recovery.

Action: No action is needed. Test recovery has ended successfully. See other messages on error stack for a summary of the result of the test recovery.

ORA-10572: Test recovery canceled due to errors

Cause: See other errors on the error stack.

Action: See other messages on error stack. It is possible that no action is needed. See other messages on error stack for a summary of the result of the test recovery so far.

ORA-10573: Test recovery tested redo from change *string* to *string*

Cause: This message show the range of test recovery have tested.

Action: No action is needed. See other messages on error stack.

ORA-10574: Test recovery did not corrupt any data block

Cause: This message summarizes test recovery result.

Action: No action is needed. See other messages on error stack.

ORA-10575: Give up restoring recovered datafiles to consistent state: out of memory

Cause: There were not enough memory to restore recovered datafiles to consistent state

Action: This error is just a warning: You may not be able to open the database with resetlogs immediately after this error. However, you may continue media/standby recovery, and that may make the datafiles recovered consistent again.

ORA-10576: Give up restoring recovered datafiles to consistent state: some error occurred

Cause: See alert file or other errors on the stack for a cause of the problem.

Action: This error is just a warning: You may not be able to open the database with resetlogs immediately after this error. However, you may continue media/standby recovery, and that may make the datafiles recovered consistent again.

ORA-10577: Can not invoke test recovery for managed standby database recovery

Cause: Test recovery option is used for managed standby database recovery.

Action: Either remove the test recovery option or invoke manual test standby database recovery.

ORA-10578: Can not allow corruption for managed standby database recovery

Cause: You used the allow corruption option for managed standby database recovery.

Action: Either remove the allow corruption option or invoke manual standby database recovery.

ORA-10579: Can not modify control file during test recovery

Cause: To proceed with recovery, test recovery needs to modify the control file. But test recovery is not allowed to modify control file.

Action: No action is needed. Test recovery has ended successfully. It can only go so far in the redo stream.

ORA-10580: Can not modify datafile header during test recovery

Cause: To proceed with recovery, test recovery needs to modify a datafile header. But test recovery is not allowed to modify datafile headers.

Action: No action is needed. Test recovery has ended successfully. It can only go so far in the redo stream.

ORA-10581: Can not modify redo log header during test recovery

Cause: To proceed with recovery, test recovery needs to modify a redo log header. But test recovery is not allowed to modify redo log headers.

Action: No action is needed. Test recovery has ended successfully. It can only go so far in the redo stream.

ORA-10582: The control file is not a backup control file

Cause: User requested backup control file test recovery, but the control file is not a backup control file.

Action: Use a backup control file, or do not use USING BACKUP CONTROLFILE option.

ORA-10583: Can not recovery file *string* renamed as missing during test recovery

Cause: One of the files to be recovered is renamed as missing.

Action: Rename the file to the correct file or offline it.

ORA-10584: Can not invoke parallel recovery for test recovery

Cause: Both test recovery and parallel recovery are requested.

Action: Drop either one of the two recovery options.

ORA-10585: Test recovery can not apply redo that may modify control file

Cause: Test recovery has encountered a special redo that may modify control file.

Action: No action is needed. Test recovery has proceeded successfully as far as it could from its starting point.

ORA-10586: Test recovery had to corrupt 1 data block in order to proceed

Cause: This message summarizes test recovery result: Oracle may have to corrupt one block in order to apply the range of redo tested.

Action: See alert log for details of the problem.

ORA-10587: Invalid count for ALLOW n CORRUPTION option

Cause: The number specified in the ALLOW n CORRUPTION option is too big.

Action: Use a smaller number.

ORA-10588: media recovery file header validation

ORA-10589: Test recovery had to corrupt *string* data blocks in order to proceed

Cause: This message summarizes test recovery result: Oracle may have to corrupt a number of data blocks as specified in the message in order to apply the range of redo tested.

Action: See alert log for details of the problems.

ORA-10590: kga (argus debugger) test flags

ORA-10591: kga (argus debugger) test flags

ORA-10592: kga (argus debugger) test flags

ORA-10593: kga (argus debugger) test flags

ORA-10594: kga (argus debugger) test flags

ORA-10595: kga (argus debugger) test flags

ORA-10596: kga (argus debugger) test flags

ORA-10597: kga (argus debugger) test flags

ORA-10598: kga (argus debugger) test flags

ORA-10599: kga (argus debugger) test flags

ORA-10600: check cursor frame allocation

ORA-10601: turn on debugging for cursor_sharing (literal replacement)

ORA-10603: cause an error to occur during truncate (for testing purposes)

ORA-10604: trace parallel create index

ORA-10605: enable parallel create index by default

ORA-10606: trace parallel create index

ORA-10607: trace index rowid partition scan

ORA-10608: trace create bitmap index

ORA-10609: trace for array index insertion

ORA-10610: trace create index pseudo optimizer

ORA-10611: causes migration to fail - testing only

ORA-10612: prints debug information for auto-space managed segments

ORA-10613: prints debug information for auto-space managed segments

ORA-10614: Operation not allowed on this segment

Cause: This procedure can be used only on segments in tablespaces with AUTO SEGMENT SPACE MANAGEMENT

Action: Recheck the segment name and type and re-issue the statement

ORA-10615: Invalid tablespace type for temporary tablespace

Cause: Tablespace with AUTO SEGMENT SPACE MANAGENEMT specified cannot be used as a temporary tablespace

Action: Recheck the tablespace name and re-issue the statement

ORA-10616: Operation not allowed on this tablespace

Cause: Cannot perform the operation on tablespace with AUTO SEGMENT SPACE MANAGEMENT

Action: Recheck the tablespace name and re-issue the statement

ORA-10617: Cannot create rollback segment in dictionary managed tablespace

Cause: Rollback segments cannot be created in dictionary managed tablespaces when SYSTEM tablespace is locally managed

Action: Recheck the tablespace name and re-issue the statement

ORA-10618: Operation not allowed on this segment

Cause: This DBMS_SPACE operation is not permitted on segments in tablespaces with AUTO SEGMENT SPACE MANAGEMENT

Action: Recheck the segment name and type and re-issue the statement

ORA-10619: Avoid assertions when possible

Cause: A bug (or upgrade) hits unicode assertions (csid, csform, bfc)

Action: Event makes RDBMS skip assertions and patch up datastructures

ORA-10620: Operation not allowed on this segment

Cause: Cannot alter freelist storage parameter for segments in tablespaces with AUTO SEGMENT SPACE MANAGEMENT

Action: Recheck the segment name and re-issue the statement

ORA-10621: specify retry count for online index build cleanup DML lock get

ORA-10624: Disable UJV invalidation on drop index

ORA-10625: Turn off redo log dump for the index when OERI 12700

ORA-10626: specify timeout for online index rebuild to wait for DML

ORA-10627: Dump the content of the index leaf block

Cause: Generate a complete index tree dump, not just an overview during alter session set events immediate trace name treedump

Action: This event is recommended only for small table/index since it

ORA-10628: Turn on sanity check for kdiss index skip scan state

Cause: Will do sanity checking on the kdiss state.

Action: set this event only under the supervision of Oracle development

ORA-10629: force online index build to backoff and retry DML lock upgrade

ORA-10630: Illegal syntax specified with SHRINK clause

Cause: An illegal option was specified with the SHRINK clause

Action: Verify the SQL Reference Manual and reissue the command

ORA-10631: SHRINK clause should not be specified for this object

Cause: It is incorrect to issue shrink on the object

Action: Verify the object name and type and reissue the command

ORA-10632: Invalid rowid

Cause: Segment Highwatermark was overwritten due to shrink and space reused

Action: Reissue this command.

ORA-10634: Segment is already being shrunk

Cause: Only one invocation of shrink can be in progress on a segment at any time

Action: Reissue the command after the first shrink is over

ORA-10635: Invalid segment or tablespace type

Cause: Cannot shrink the segment because it is not in auto segment space managed tablespace or it is not a data, index or lob segment.

Action: Check the tablespace and segment type and reissue the statement

ORA-10636: ROW MOVEMENT is not enabled

Cause: To shrink a data segment, row movement must be enabled.

Action: Enable row movement and reissue this command.

ORA-10637: The segment does not exist

Cause: Segment to be shrunk has been dropped

Action: n/a

ORA-10638: Index status is invalid

Cause: Cannot shrink an index which is being rebuilt or disabled is an unusable state.

Action: n/a

ORA-10639: Dump library cache during reparse loops

Cause: During this error a library cache dump is necessary , so enable librarycache dump if event is set.

Action: Dump a library cache if this event is set when reparse error.

ORA-10640: Operation not permitted during SYSTEM tablespace migration

Cause: SYSTEM tablespace is being migrated to locally managed format.

Action: Reissue this command once SYSTEM tablespace migration is over.

ORA-10641: Cannot find a rollback segment to bind to

Cause: SYSTEM tablespace migration requires rollback segment in locally managed tablespace.

Action: Drop rollback segments in dictionary managed tablespaces other than SYSTEM and create rollback segments in locally managed tablespace and retry migration.

ORA-10642: Found rollback segments in dictionary managed tablespaces

Cause: When SYSTEM tablespace is migrated found rollback segments in dictionary managed tablespaces.

Action: Drop the rollback segments in dictionary managed tablespaces and reissue the command

ORA-10643: Database should be mounted in restricted mode and Exclusive mode

Cause: When SYSTEM tablespace is being migrated database should be mounted in Exclusive mode and in Restricted mode.

Action: Reissue this command after mounting the database in right mode.

ORA-10644: SYSTEM tablespace cannot be default temporary tablespace

Cause: When SYSTEM tablespace is being migrated no user should have SYSTEM as the default temporary tablespace.

Action: Reissue this command after altering the default temporary tablespace setting for all users.

ORA-10645: Recursive Extension in SYSTEM tablespace during migration

Cause: When SYSTEM tablespace is being migrated, dictionary tables tried to extend recursively. Must be caught and processed internally. Should not be thrown to the user.

Action: Report the error as a bug.

ORA-10646: Too many recursive extensions during SYSTEM tablespace migration

Cause: When SYSTEM tablespace is being migrated, dictionary tables tried to extend recursively more than 1000 times.

Action: If SYSTEM tablespace is very large, then simply reissue the tablespace migration command.

ORA-10647: Tablespace other than SYSTEM, *string*, *string* not found in read only mode

Cause: When SYSTEM tablespace is being migrated, tablespaces other than the three should be ALTERed to read only.

Action: Alter the tablespace status to read only and retry migration.

ORA-10648: Tablespace SYSAUX is not offline

Cause: The SYSAUX tablespace was online while SYSTEM tablespace was being migrated.

Action: Alter the SYSAUX tablespace status to offline and retry migration.

ORA-10649: Turn off/trace lob index freelist coalesce

Cause: Will turn off or trace lob index freelist coalescing

Action: set this event only under the supervision of Oracle development

ORA-10650: disable cache-callback optimisation

ORA-10651: incorrect file number block number specified

Cause: The dba specified is not valid

Action: Check if the dba specified belongs to the segment and is under the segment HWM and reissue the statement

ORA-10652: Object has on-commit materialized views

Cause: It is illegal to issue shrink on an object with on-commit materialized views

Action: n/a

ORA-10653: Table is in a cluster

Cause: It is illegal to shrink a table belonging to a cluster

Action: n/a

ORA-10654: Table is of type temporary or external

Cause: It is illegal to shrink a temporary table or an external table

Action: n/a

ORA-10655: Segment can be shrunk

Cause: Error message returned when called in probe mode by OEM

Action: n/a

ORA-10656: Table is in unusable state due to incomplete operation

Cause: ALTER TABLE SHRINK operation was tried on the table which is in unusable state because of previously failed/incomplete operation.

Action: If the previous operation was - DROP COLUMN, resubmit DROP COLUMN CONTINUE - DROP TABLE, resubmit DROP TABLE *table* PURGE

ORA-10657: Lob column to be shrunk does not exist

Cause: Shrink was issued on a lob segment that did not exist

Action: n/a

ORA-10658: Lob column to be shrunk is marked unused

Cause: Shrink was issued on a lob segment that is marked as unused

Action: n/a

ORA-10659: Segment being shrunk is not a lob

Cause: Shrink was issued on a segment that should be a first class lob or other data type stored in lob

Action: n/a

ORA-10660: Segment is a shared lob segment

Cause: Shrink was issued on a segment that was being shared by multiple lob columns

Action: n/a

ORA-10661: Invalid option specified

Cause: Check option can be specified for one segment only

Action: n/a

ORA-10662: Segment has long columns

Cause: Shrink was issued on a segment with long columns. This is not supported.

Action: n/a

ORA-10663: Object has rowid based materialized views

Cause: Shrink was issued on an object with rowid based materialized views.

Action: Drop the rowid based materialized views and issue shrink on the object

ORA-10664: Table has bitmap join indexes

Cause: SHRINK was issued on a table with bitmap join indexes.

Action: Drop bitmap join indexes and reissue SHRINK on the object.

ORA-10665: Inject Evil Literals

Cause: Event 10665 is set to some number > 0, causing 1/(value-1) of all literals to be replaced by 2000 letter 'A's. A value of 1 does not corrupt anything.

Action: never set this event

ORA-10666: Do not get database enqueue name

ORA-10667: Cause sppst to check for valid process ids

ORA-10668: Inject Evil Identifiers

Cause: event 10668 is set to some number > 0, causing 1/(value-1) of all identifiers to be replaced by a maximum amount of x's. It is common for an identifier to be parsed once with a max of 30 bytes, then reparsed later with a max of 4000, so it may not be possible to inject such an identifier without the aid of this event. A value of 1 causes no identifiers to be corrupted.

Action: never set this event

ORA-10690: Set shadow process core file dump type (Unix only)

Cause: Control core file size for shadow processes

Action: Level 1: Detach SGA before dumping core Level 2: Do not produce any core

ORA-10691: Set background process core file type (Unix only)

Cause: Control core file size file for background processes

Action: Level 1: Detach SGA before dumping core

ORA-10700: Alter access violation exception handler

Cause: Use this event to control what the VMS exception handler does when it encounters an access violation.

Action: Level: >=10 Suspend current process on access violation *** SET THIS EVENT ONLY UNDER THE SUPERVISION OF ORACLE DEVELOPMENT ***

ORA-10701: Dump direct loader index keys

Cause: Dumps index keys at various points in a direct load based on the value of this event.

Action: n/a

ORA-10702: Application continuity debugging was not enabled

Cause: Enable application continuity debugging

Action: Level indicates details. Level: 0x0001: Transaction intention debugging
0x1000: Failure injection testing 0x2000: Failure injection testing 0x4000: Failure
injection testing

ORA-10704: Print out information about what enqueues are being obtained

Cause: When enabled, prints out arguments to calls to ksqcmi and ksqlrl and the
return values.

Action: Level indicates details: Level: 1-4: print out basic info for ksqlrl, ksqcmi 5-9:
also print out stuff in callbacks: ksqlac, ksqlop 10+: also print out time for each line

ORA-10706: Print out information about global enqueue manipulation

Cause: When enabled, prints out activity in ksi routines.

Action: INternal system parameter (`_ksi_trace`) can be used in addition to setting this
event to limit output information on selected set of global enqueue server enqueue
type(s) For example: `_ksi_trace = RTXA` output information only for RT and XA lock
types. Level indicates details: 0-4: show args for each main call 5-9: also indicate
callbacks 10+: also printout time for each line

ORA-10707: Simulate process death for instance registration

Cause: When enabled, process commits suicide to test instance registration recovery
code.

Action: Level indicates where the process will die

ORA-10709: enable parallel instances in create index by default

ORA-10710: trace bitmap index access

ORA-10711: trace bitmap index merge

ORA-10712: trace bitmap index or

ORA-10713: trace bitmap index and

ORA-10714: trace bitmap index minus

ORA-10715: trace bitmap index conversion to rowids

ORA-10716: trace bitmap index compress/decompress

ORA-10717: trace bitmap index compaction trace for index creation

ORA-10718: event to disable automatic compaction after index creation

ORA-10719: trace bitmap index dml

ORA-10720: trace db scheduling

ORA-10721: Internal testing - temp table transformation

ORA-10722: trace server level database scheduling

ORA-10723: Internal testing - release buffer for buffer cache shrink

ORA-10724: trace cross-instance broadcast

ORA-10725: bitmap index version control

ORA-10726: frequent itemset counting

ORA-10728: set parameters for CPU frequency calculation (debug)

ORA-10731: dump SQL for CURSOR expressions

ORA-10736: buffer cache pin history dump

ORA-10740: disables fix for bug 598861

ORA-10750: test rollback segment blksize guessing for index array insert

ORA-10751: override for remote row source maximum buffer size

ORA-10752: override for the Exponential Moving Average factor

ORA-10753: enforce deterministic behaviour for prefetching row source

ORA-10754: disable fix for bug 14173995 for multi-table select for update

ORA-10755: Event to store SIG_1551 stacks to KST

ORA-10756: Event to enable svpt/autotxn tracing

ORA-10757: Event to control tracing row source: rows to dump per rowset

ORA-10758: Event to control tracing row source: start row number

ORA-10759: Event to control tracing row source: end row number

ORA-10760: Event to control tracing row source: maximum encoded operands to check

ORA-10761: Event to control tracing row source: size of dictionary

ORA-10804: reserved for ksxb

ORA-10806: Switch to 7.3 mode when detaching sessions

ORA-10807: Disable user id check when switching to a global transaction

ORA-10808: Enable assert when waiting without a reason

ORA-10828: memory allocator error
Cause: Error in the memory allocator
Action: Check the trace files and other relevant output

ORA-10830: Trace group by sort row source

ORA-10831: Trace group by rollup row source

ORA-10832: Trace approximate NDV row source

ORA-10833: Runtime distribution keys for adaptive partial rollup

ORA-10834: Runtime behavior control for adaptive partial rollup

ORA-10841: Default un-initialized charact set form to SQLCS_IMPLICIT

Cause: client side, such as JDBC-THIN 8i client sends 0 as charset form

Action: This event sets charset form as SQLCS_IMPLICIT when it is 0

ORA-10842: Event for OCI Tracing and Statistics Info

Cause: This event is meant for tracing OCI Calls and getting statistics

Action: This event sets tracing OCI Calls and gets statistics info

ORA-10844: turn on Native Net IPC debugging (skgxp)

ORA-10845: Enable Director tracing

Cause: N/A

Action: Enable tracing of director/workload manager packages

ORA-10848: OCI Non Blocking not supported with *string*

Cause: Attempt made to set connection as non-blocking with another feature that does not support non-blocking.

Action: Use blocking connection.

ORA-10849: Internal OCI event number

Cause: N/A

Action: Set this event only under the supervision of Oracle Support or Development. This event enable compatible behavior with sending describe information when a cursor rebuilt.

ORA-10850: Enable time manager tracing

ORA-10862: resolve default queue owner to current user in enqueue/dequeue

Cause: resolve default queue owner to current user in enqueue/dequeue.

Action: turn on if client wish to resolve the default queue owner to the current user. If not turned on, the default queue owner will be resolved to the login user.

ORA-10873: file *string* needs to be either taken out of backup mode or media recovered

Cause: An attempt was made to open a database after an instance failure or SHUTDOWN ABORT interrupted an online backup.

Action: If the indicated file is not a restored backup, then issue the ALTER DATABASE END BACKUP command and open the database. If the file is a restored online backup, then apply media recovery to it and open the database.

ORA-10877: error signaled in parallel recovery slave *string*

Cause: A parallel recovery logmerger reached an exception condition.

Action: Check the following error message for the cause, and consult your error manual for the appropriate action.

ORA-10878: parallel recovery slave died unexpectedly

Cause: A parallel recovery slave died unexpectedly, PMON cleaning up the process.

Action: Check your system for anomalies and reissue the statement. If this error persists, contact Oracle Support Services. See trace file for more details.

ORA-10879: error signaled in parallel recovery slave *string*

Cause: A parallel recovery slave reached an exception condition.

Action: Check the following error message for the cause, and consult your error manual for the appropriate action.

ORA-10883: Event for Fast Application Notification tracing

Cause: This event sets tracing for Fast Application Notification (FAN).

Action: Level 5 - Set this level to dump out all FAN High Availability related messages to trace files. This includes event payloads and error messages. 10 - Set this level to dump out FAN Runtime Load Balancing related messages. This includes RLB payloads and error messages.

ORA-10887: An Oracle Active Data Guard license is required to open a pluggable database while standby recovery is applying changes.

Cause: An attempt was made to open a pluggable database without the Oracle Active Data Guard license.

Action: Do not open a pluggable database or acquire the Oracle Active Data Guard license.

ORA-10889: minimum number of instances needed for redo apply unavailable

Cause: An attempt was made to start multi-instance redo apply with less than two instances in either a mounted or open state.

Action: Mount or open at least two instances.

ORA-10892: multi-instance redo apply encountered nonlogged operation

Cause: Multi-instance Redo Apply did not support applying invalidation redo. Invalidation redo is created as part of performing a nonlogged operation. Details of the first data block affected by the nonlogged operation can be found in the alert log.

Action: Restart recovery using single instance Redo Apply. Do not specify the INSTANCE keyword in the command to start recovery.

ORA-10900: extent manager fault insertion event *#string*

Cause: causes faults to be generated in instrumented extent code

Action: this should only be enabled for internal testing

ORA-10901: disable the fix for bug 1230798

ORA-10902: disable seghdr conversion for ro operation

Cause: causes seghdr conversion to be turned off for ro ops(#555856)

Action: this should be enabled only if determined that bug 555856 has occurred. Table needs to be exported subsequently

ORA-10906: Unable to extend segment after insert direct load

Cause: This is a restriction with insert direct load transactions.

Action: When a segment has been insert direct loaded, avoid DMLs that could cause more space to be consumed.

ORA-10911: Locally managed SYSTEM tablespace bitmaps can be modified only under the supervision of Oracle Support

Cause: N/A

Action: n/a

ORA-10912: Used to perform admin operations on locally managed SYSTEM tablespace

Cause: N/A

Action: The event should be used only under the supervision of Oracle Support

ORA-10914: invalid TABLESPACE GROUP clause

Cause: An invalid option appears for TABLESPACE GROUP clause.

Action: Specify a valid tablespace group name.

ORA-10915: TABLESPACE GROUP cannot be specified for this type of tablespace

Cause: In CREATE/ALTER TABLESPACE, the TABLESPACE GROUP clause was used while creating/altering a tablespace that is not TEMPORARY.

Action: Remove the TABLESPACE GROUP clause.

ORA-10916: TABLESPACE GROUP already specified

Cause: In CREATE/ALTER TABLESPACE, the TABLESPACE GROUP option was specified more than once.

Action: Remove all but one of the TABLESPACE GROUP specifications.

ORA-10917: TABLESPACE GROUP cannot be specified

Cause: The tablespace name specified in the command is actually the name of a tablespace group.

Action: Please specify an appropriate tablespace name.

ORA-10918: TABLESPACE GROUP name cannot be the same as tablespace name

Cause: The tablespace group name specified in the command is the same as the tablespace being CREATED/ALTERed.

Action: Please specify an appropriate tablespace group name.

ORA-10919: Default temporary tablespace group must have at least one tablespace

Cause: An attempt was made to move the only tablespace in the default database temporary tablespace group to another tablespace group.

Action: Either change the database default temporary tablespace or add another tablespace to the group that this tablespace belongs to.

ORA-10920: Cannot offline tablespace belonging to default temporary tablespace group

Cause: An attempt was made to offline a tablespace in the default database temporary tablespace group.

Action: Either change the database default temporary tablespace or change the tablespace group of this tablespace.

ORA-10921: Cannot drop tablespace belonging to default temporary tablespace group

Cause: An attempt was made to drop a tablespace in the default database temporary tablespace group.

Action: Either change the database default temporary tablespace or change the tablespace group of this tablespace.

ORA-10922: Temporary tablespace group is empty

Cause: An attempt was made to allocate a temporary segment in a group, which now no longer has any members.

Action: Either add some temporary tablespaces or change the temporary tablespace for this user.

ORA-10923: prints debug information for object space server manageability

ORA-10924: import storage parse error ignore event

Cause: causes server to ignore specific error associated with freelists and freelist groups when parsing

Action: this should be enabled by import code only

ORA-10925: trace name context forever

Cause: When enabled, turns off bugfix 237911

Action: set this event ONLY if necessary - after reading the README for this release or under supervision of Oracle Support.

ORA-10926: trace name context forever

Cause: When enabled, turns off bugfix 190119

Action: set this event ONLY if necessary - after reading the README for this release or under supervision of Oracle Support.

ORA-10927: trace name context forever

Cause: When enabled, turns off bugfix 235190

Action: set this event ONLY if necessary - after reading the README for this release or under supervision of Oracle Support.

ORA-10928: trace name context forever

ORA-10929: trace name context forever

Cause: When enabled, turns off bugfix 343966

Action: set this event ONLY if necessary - after reading the README for this release or under supervision of Oracle Support.

ORA-10930: trace name context forever

Cause: When enabled, provides V7 behavior for fixed char binds

Action: set this event ONLY if necessary - after reading the README for this release or under supervision of Oracle Support.

ORA-10931: trace name context forever

Cause: When enabled, allows normal packages to be compiled with standard extensions like "<ADT_1>"

Action: Set this event only for a short amount of time. Once the packages are compiled, this event should be turned off. Level 1 - Turn the event on Level > 1 - Turn the event off

ORA-10932: trace name context forever

Cause: When enabled, disables one or more features or bug fixes available only in version 8.x.

Action: set this event ONLY if necessary - after reading the README for this release or under supervision of Oracle Support.

ORA-10933: trace name context forever

Cause: When enabled, disables one or more features or bug fixes available only in version 8.x.

Action: set this event ONLY if necessary - after reading the README for this release or under supervision of Oracle Support.

ORA-10934: trace name context forever

Cause: When enabled, disables one or more features or bug fixes available only in version 11.x.

Action: Set this event only if necessary - after reading the README for this release or under supervision of Oracle Support Services.

ORA-10936: trace name context forever

Cause: When enabled, disables one or more features or bug fixes available in versions 7.x and 8.x.

Action: set this event ONLY if necessary - after reading the README for this release or under supervision of Oracle Support.

ORA-10937: trace name context forever

ORA-10938: trace name context forever

ORA-10939: trace name context forever

ORA-10940: trace name context forever

Cause: Size of the PL/SQL tracing circular buffer, in kilobytes.

Action: Set this event in concert with the 10938 event and the `_PLSQL_DUMP_BUFFER_EVENTS` init.ora parameter, under supervision of Oracle Support.

ORA-10941: trace name context forever

Cause: When enabled, turns on PL/SQL profiler

Action: set this event ONLY if necessary - after reading the README for this release or under supervision of Oracle Support.

ORA-10943: trace name context forever

Cause: When enabled, disables one or more features or bug fixes available only in version 8.x.

Action: set this event ONLY if necessary - after reading the README for this release or under supervision of Oracle Support.

ORA-10944: trace name context forever

Cause: When enabled, allows or controls PL/SQL OPT code gen project. available only in version 8.2+.

Action: set this event ONLY for development of the OPT project. This is not for general use or deployment.

ORA-10945: trace name context forever

Cause: When enabled, disables the behaviour change introduced by the fix for bug 822764, which traps and handles invalidations of packages whereas the previous behaviour was to use stale invalidated instantiations of the stateful package body.

Action: set this event ONLY if necessary - after reading the README for this release or under supervision of Oracle Support.

ORA-10946: trace name context forever

Cause: When enabled, disables one or more features or bug fixes available only in version 10.x.

Action: set this event ONLY if necessary - after reading the README for this release or under supervision of Oracle Support.

ORA-10947: trace name context forever

Cause: When enabled, causes various PL/SQL warnings related debugging info to be written in a trace file. Useful for debugging various Oracle processes. available only in version 10.x.

Action: set this event ONLY if necessary - after reading the README for this release or under supervision of Oracle Support.

ORA-10949: Disable autotune direct path read for full table scan

ORA-10970: backout event for bug 2133357

Cause: 2133357 dynamically sets the varying width flag and character width. Lob data which is not migrated during migration from single byte to multibyte character set will be displayed as special characters.

Action: To help migrate lob data which was not migrated during migration by backing out 2133357, so lob data can be selected and moved to multibyte character set.

ORA-10973: backout event for 2619509

Cause: 2619509 catches offsets when not reading/writing on full character boundary. To facilitate backward compatibility event is being introduced.

Action: To help upgrade/migrate issues which already have corrupt data

ORA-10979: trace flags for join index implementation

Cause: This is an informational message.

Action: Values are as follows: LEVEL ACTION

----- > 1 Dump refresh
expressions (SQL) to trace file. > 999 If a complete refresh is invoked, it will not be performed but the system will assume that a complete refresh was done, causing the view to be VALID and updating timestamps. This should be used only under Oracle Support supervision.

ORA-10990: dump spreadsheet info

ORA-10992: event to enable dbms_job instead of dbms_scheduler

ORA-10993: Runtime enable IOQ batching

ORA-10994: Compiletime enable IOQ batching

ORA-10997: another startup/shutdown operation of this instance in progress

Cause: An Oracle Instance startup or shutdown operation failed to procure the serialization primitive. Another foreground process may have attempted startup or shutdown operation in parallel.

Action: Check additional error messages in the alert log and the process trace file.

ORA-10999: do not get database enqueue name

ORA-12000: a materialized view log already exists on table '*string*'

ORA-12001: cannot create log: table '*string*' already has a trigger

Cause: Materialized view logs are filled by a trigger on the master table. That trigger cannot be created.

Action: To create a materialized view log, drop the current trigger on the master.

ORA-12002: there is no materialized view log on table "*string*".*string*"

Cause: There was no materialized view log on the master table.

Action: Create a materialized view log on the master table.

ORA-12003: materialized view or zonemap "*string*".*string*" does not exist

Cause: The database object with the given owner and name was not found.

Action: Verify input and retry.

ORA-12004: REFRESH FAST cannot be used for materialized view "*string*".*string*"

Cause: The materialized view log does not exist or cannot be used. PCT refresh is also not enabled on the materialized view

Action: Use just REFRESH, which will reinstantiate the entire table. If a materialized view log exists and the form of the materialized view allows the use of a materialized view log or PCT refresh is possible after a given set of changes, REFRESH FAST will be available starting the next time the materialized view is refreshed.

ORA-12005: may not schedule automatic refresh for times in the past

Cause: An attempt was made to schedule an automated materialized view refresh for a time in the past.

Action: Choose a time in the future instead.

ORA-12007: materialized view reuse parameters are inconsistent

Cause: The CREATE MATERIALIZED VIEW .. or CREATE MATERIALIZED VIEW LOG .. REUSE command was given inconsistent parameters immediately after the REUSE.

Action: Examine the other messages on the stack to find the problem.

ORA-12008: error in materialized view or zonemap refresh path

Cause: Table SNAP\$_<mview_name> reads rows from the view MVIEW\$_<mview_name>, which is a view on the master table (the master may be at a remote site). Any error in this path will cause this error at refresh time. For fast refreshes, the table <master_owner>.MLOG\$_master is also referenced.

Action: Examine the other messages on the stack to find the problem. See if the objects SNAP\$_<mview_name>, MVIEW\$_<mview_name>, *mowner.master@dblink*, *mowner.MLOG\$_master@dblink* still exist.

ORA-12009: materialized views may not contain long columns

ORA-12010: cannot create materialized view log on table owned by SYS

Cause: An attempt was made to create a materialized view log on the table owned by SYS. CREATE MATERIALIZED VIEW LOG attempts to create a trigger on the table, but triggers can not be created on SYS tables.

Action: Do not create a materialized view log on SYS tables.

ORA-12011: execution of *string* jobs failed

Cause: An error was caught in dbms_ijob.run from one or more jobs which were due to be run.

Action: Look at the alert log for details on which jobs failed and why.

ORA-12012: error on auto execute of job *string*

Cause: An error was caught while doing an automatic execution of a job.

Action: Look at the accompanying errors for details on why the execute failed.

ORA-12013: updatable materialized view must be simple enough and have a materialized view log on its master table to do fast refresh

Cause: The updatable materialized view query contained a JOIN, SUBQUERY, UNION, CONNECT BY, ORDER BY, or GROUP BY clause, or the master table did not have a materialized view log.

Action: Make the materialized view simpler. If a join is really needed, make multiple simple materialized views then put a view on top of them. Make sure a materialized view log is created for the master table.

ORA-12014: table '*string*' does not contain a primary key constraint

Cause: The CREATE MATERIALIZED VIEW LOG command was issued with the WITH PRIMARY KEY option and the master table did not contain a primary key constraint or the constraint was disabled.

Action: Reissue the command using only the WITH ROWID option, create a primary key constraint on the master table, or enable an existing primary key constraint.

ORA-12015: cannot create a fast refresh materialized view from a complex query

Cause: Neither ROWIDs and nor primary key constraints are supported for complex queries.

Action: Reissue the command with the REFRESH FORCE or REFRESH COMPLETE option or create a simple materialized view.

ORA-12016: materialized view does not include all primary key columns

Cause: The query that instantiates the materialized view did not include all of the columns in the master's primary key constraint.

Action: Include all of the master's primary key columns in the materialized view query or create a ROWID materialized view.

ORA-12017: cannot alter primary key mview '*string*' to a rowid mview

Cause: An attempt was made to convert the primary key of a materialized view to a ROWID materialized view.

Action: Conversion of a primary key materialized view to a ROWID materialized view is not supported. Create a new materialized view with ROWIDs or drop and recreate the materialized view with ROWIDs.

ORA-12018: following error encountered during code generation for "*string*"."*string*"

Cause: The refresh operations for the indicated materialized view could not be regenerated due to errors.

Action: Correct the problem indicated in the following error messages and repeat the operation.

ORA-12019: master table is a synonym to a remote object

Cause: An attempt was made to create a materialized view or a materialized view log on a remote synonym which is unsupported.

Action: Do not create a materialized view or materialized view log on a remote synonym.

ORA-12020: materialized view *string* is not registered

Cause: An attempt was made to unregister a materialized view that is not registered.

Action: No action required.

ORA-12021: materialized view "*string*".*string*" is corrupt

Cause: The materialized view indicated is no longer valid.

Action: Contact Oracle Customer Support.

ORA-12022: materialized view log on "*string*".*string*" already has rowid

Cause: Materialized view log on the indicated table already has ROWID information.

Action: No action required.

ORA-12023: missing index on materialized view "*string*".*string*"

Cause: The specified ROWID materialized view did not have the required index on the ROWID column of its underlying table.

Action: Drop and recreate the materialized view.

ORA-12024: materialized view log on "*string*".*string*" does not have primary key columns

Cause: Materialized view log on the indicated table does not have primary key information.

Action: Add primary keys to the materialized view log using the ALTER MATERIALIZED VIEW command.

ORA-12025: materialized view log on "*string*".*string*" already has primary keys

Cause: Materialized view log on the indicated table already has primary key columns.

Action: No action required.

ORA-12026: invalid filter column detected

Cause: One or more of the specified filter columns did not exist or was a primary key column or a primary key based object identifier.

Action: Ensure that all specified filter columns exist in the master table and ensure that primary key columns or primary key based object identifiers are not included in the list of filter columns.

ORA-12027: duplicate filter column

Cause: One or more of the specified filter columns were already being recorded in the materialized view log.

Action: Describe the materialized view log table and reissue the SQL command with the filter columns that are already being recorded in the materialized view log.

ORA-12028: materialized view type is not supported by master site *string*

Cause: Pre-Oracle8 master sites are not able to support primary key or subquery materialized views that are able to perform a fast refresh.

Action: Create a ROWID materialized view or use a master table from an Oracle8 site.

ORA-12029: LOB columns may not be used as filter columns

Cause: An attempt was made to use LOB columns as filter columns.

Action: Remove LOB columns from the filter columns list and retry command.

ORA-12030: cannot create a fast refresh materialized view

Cause: The materialized view log did not exist or did not log the information needed by the materialized view to perform a fast refresh.

Action: Ensure that the materialized view log exists and logs the necessary information. - For ROWID materialized views, the master table's ROWID must be logged. - For primary key materialized views, the master table's primary key columns must be logged. - For subquery materialized views, the filter columns, primary key, and ROWID values must be logged. - For object materialized views, object id must be logged.

ORA-12031: cannot use primary key columns from materialized view log on "string"."string"

Cause: The materialized view log either did not have primary key columns logged, or the timestamp associated with the primary key columns was more recent than the last refresh time.

Action: A complete refresh is required before the next fast refresh. Add primary key columns to the materialized view log, if required.

ORA-12032: cannot use rowid column from materialized view log on "string"."string"

Cause: The materialized view log either does not have ROWID columns logged, or the timestamp associated with the ROWID columns is more recent than the last refresh time.

Action: A complete refresh is required before the next fast refresh. Add ROWID columns to the materialized view log, if required.

ORA-12033: cannot use filter columns from materialized view log on "string"."string"

Cause: The materialized view log either did not have filter columns logged, or the timestamp associated with the filter columns was more recent than the last refresh time.

Action: A complete refresh is required before the next fast refresh. Add filter columns to the materialized view log, if required.

ORA-12034: materialized view log on "string"."string" younger than last refresh

Cause: The materialized view log was younger than the last refresh.

Action: A complete refresh is required before the next fast refresh.

ORA-12035: could not use materialized view log on "string"."string"

Cause: The materialized view log did not exist or could not be used.

Action: Use just REFRESH, which will reinitialize the entire table. If a materialized view log exists and the form of the materialized view allows the use of a materialized view log, REFRESH FAST will be available starting the next time the materialized view is refreshed.

ORA-12036: updatable materialized view log is not empty, refresh materialized view

Cause: The updatable materialized view log was not empty. The updatable materialized view log must be empty before an updatable rowid materialized view can be altered to a primary key materialized view.

Action: Ensure that updatable materialized view log is empty by refreshing the materialized view before converting the updatable ROWID materialized view to a primary key materialized view.

ORA-12037: unknown export format

Cause: An attempt was made to import a materialized view exported by an unknown export version (e.g., from a newer release than the importing site)

Action: Re-export the file using a version of export known by the importing site.

ORA-12038: string literal has unexpected length

ORA-12039: unable to use local rollback segment "*string*"

Cause: A local rollback segment was specified in the CREATE MATERIALIZED VIEW command, but automatic refresh parameters were not specified. Therefore a refresh group was not created to automatically refresh the materialized view and the local rollback segment can't be registered for future use.

Action: Either supply the automatic refresh parameters so that a refresh group will be created or do not specify a local rollback segment.

ORA-12040: master rollback segment option not support by master site *string*

Cause: An attempt was made to specify master rollback segment in the current operation. The master site of the current materialized view does not allow users to specify a rollback segment to be used for materialized view operations. This feature is only supported by Oracle8 or later master sites.

Action: Do not specify a master rollback segment in the current operation or choose a new master site.

ORA-12041: cannot record ROWIDs for index-organized table "*string*".*string*"

Cause: Index-organized tables do not have ROWIDs. Therefore a materialized view log that records the ROWIDs of an index-organized table could not be created.

Action: Do not include the WITH ROWID option when using the CREATE MATERIALIZED VIEW command and do not include the ADD ROWID option when using the ALTER MATERIALIZED VIEW command if the master table is index-organized.

ORA-12042: cannot alter job_queue_processes in single process mode

Cause: An attempt was made to alter job_queue_processes in single process mode.

Action: Do not attempt to set job_queue_processes in single process mode.

ORA-12043: invalid CREATE MATERIALIZED VIEW option

Cause: An invalid option was used in a CREATE MATERIALIZED VIEW statement.

Action: Specify only valid options.

ORA-12044: invalid CREATE MATERIALIZED VIEW LOG option

Cause: An invalid option was used in a CREATE MATERIALIZED VIEW LOG statement.

Action: Specify only valid options.

ORA-12045: invalid ALTER MATERIALIZED VIEW LOG option

Cause: An invalid option was used in an ALTER MATERIALIZED VIEW LOG statement.

Action: Specify only valid options.

ORA-12046: cannot use trusted constraints for refreshing remote MV

Cause: REFRESH USING TRUSTED CONSTRAINTS specified in ALTER MATERIALIZED VIEW or CREATE MATERIALIZED VIEW of a remote materialized view

Action: remove this attribute from ALTER/ CREATE MATERIALIZED VIEW DDL

ORA-12047: PCT FAST REFRESH cannot be used for materialized view "string"."string"

Cause: PCT refresh is either not enabled on this materialized view or not possible after set of the base table changes since last refresh.

Action: Use just REFRESH FORCE, which will reinitialize the entire table and try to pick the best refresh method on the materialized view Do explain_mvview to look at the cause why PCT refresh is not possible on this materialized view

ORA-12048: error encountered while refreshing materialized view "string"."string"

Cause: Some problem occurs during refresh of multiple materialized views in atomic mode. The materialized view whose refresh failed has raised this error.

Action: Examine the other messages on the stack to find the refresh problem.

ORA-12051: ON COMMIT attribute is incompatible with other options

Cause: ON COMMIT refresh attribute, incompatible with other refresh options such as automatic periodic refresh, was specified.

Action: Specify only valid options.

ORA-12052: cannot fast refresh materialized view string.string

Cause: Either ROWIDs of certain tables were missing in the definition or the inner table of an outer join did not have UNIQUE constraints on join columns.

Action: Specify the FORCE or COMPLETE option. If this error is got during creation, the materialized view definition may have be changed. Refer to the documentation on materialized views.

ORA-12053: this is not a valid nested materialized view

Cause: The list of objects in the FROM clause of the definition of this materialized view had some dependencies upon each other.

Action: Refer to the documentation to see which types of nesting are valid.

ORA-12054: cannot set the ON COMMIT refresh attribute for the materialized view

Cause: The materialized view did not satisfy conditions for refresh at commit time.

Action: Specify only valid options.

ORA-12055: materialized view definition contains cyclic dependencies with existing materialized views

Cause: The materialized view query definition introduced a cyclic dependency with existing materialized view.

Action: Modify the materialized view query definition.

ORA-12056: invalid REFRESH method

Cause: The NEVER REFRESH option may not be used under the following conditions: * The materialized view is updatable * The materialized view refreshes ON COMMIT * Automatic refresh options are specified

Action: For updatable materialized views, reissue the SQL command using REFRESH FORCE, REFRESH FAST, or REFRESH COMPLETE. For read-only materialized views, reissue the SQL command using ON DEMAND.

ORA-12057: materialized view or zonemap "*string*"."*string*" is invalid and must use complete refresh

Cause: The status of the materialized view or zonemap was invalid and an attempt was made to fast refresh it.

Action: Perform a complete refresh of the materialized view or zonemap.

ORA-12058: materialized view cannot use prebuilt table

Cause: An attempt was made to use the prebuilt tables.

Action: Reissue the SQL command using BUILD IMMEDIATE or BUILD DEFERRED.

ORA-12059: prebuilt table "*string*"."*string*" does not exist

Cause: The specified prebuilt table did not exist.

Action: Reissue the SQL command using BUILD IMMEDIATE, BUILD DEFERRED, or ensure that the prebuilt table exists.

ORA-12060: shape of prebuilt table does not match definition query

Cause: The number of columns or the type or the length semantics of a column in the prebuilt table did not match the materialized view definition query.

Action: Reissue the SQL command using BUILD IMMEDIATE, BUILD DEFERRED, or ensure that the prebuilt table matches the materialized view definition query.

ORA-12061: invalid ALTER MATERIALIZED VIEW option

Cause: An invalid option was used in an ALTER MATERIALIZED VIEW statement.

Action: Specify only valid options.

ORA-12062: transaction *string* received out of sequence from site *string*

Cause: A transaction from the client site was received out of sequence. This implies that one or more transactions were missing.

Action: Ensure that the transaction queue at the client site is valid and has not been corrupted.

ORA-12063: unable to apply transaction from site *string*

Cause: The current transaction from the client site could not be applied to the master site.

Action: Ensure that the client site is still valid and that it has not been dropped from the master site.

ORA-12064: invalid refresh sequence number: *string*

Cause: The client site was attempting to perform a refresh with an invalid refresh sequence.

Action: Perform a complete refresh to synchronize the refresh sequence number.

ORA-12065: unknown refresh group identifier *string*

Cause: The specified refresh group did not exist at the master site.

Action: Ensure that the client site is still valid and that it has not been dropped from the master site.

ORA-12066: invalid CREATE MATERIALIZED VIEW command

Cause: The Replication API does not support the following options and types of materialized view: o ROWID materialized views o REFRESH ON COMMIT o ON PREBUILT TABLE o BUILD DEFERRED o NEVER REFRESH o ENABLE QUERY REWRITE

Action: Create a PRIMARY KEY materialized view using REFRESH WITH PRIMARY KEY and/or remove the invalid options.

ORA-12067: empty refresh groups are not allowed

Cause: The refresh group being instantiated did not contain any materialized views.

Action: Modify the template to include at least one materialized view.

ORA-12068: updatable mview log for mview "*string*"."*string*" does not exist

Cause: The updatable materialized view was missing the updatable materialized view log required to track updates made to the materialized view.

Action: Create the updatable materialized view log.

ORA-12069: invalid object for offline instantiation

Cause: Only materialized views can be offline instantiated. The object being offline instantiated was not a valid materialized view.

Action: Remove the object from the template or replace the object with a valid materialized view.

ORA-12070: cannot offline instantiate materialized view "*string*"."*string*"

Cause: Offline instantiation does not support materialized views using the following options: o ON PREBUILT TABLE o BUILD DEFERRED

Action: Remove the invalid options.

ORA-12071: definition query of "*string*"."*string*" is invalid for offline instantiation

Cause: Offline instantiation requires materialized view definition queries to observe the following constraints: o The database link that will be used by the materialized view site to connect to the master site must be included with each master table referenced in the query. o All master tables referenced must be located at the local site. References to other sites are not allowed.

Action: Modify the materialized view definition query.

ORA-12072: updatable materialized view log data for "*string*"."*string*" cannot be created

Cause: The updatable materialized view was missing the updatable materialized view log required to track updates made to the materialized view.

Action: Create an updatable materialized view log.

ORA-12073: request cannot be processed

Cause: An out-of-sequence request was made and it cannot be processed.

Action: Try again with a valid request.

ORA-12074: invalid memory address

Cause: An attempt was made to access an invalid memory region.

Action: Reconnect and try the command again.

ORA-12075: invalid object or field

Cause: An attempt was made to access an invalid field or object in the Java Virtual Memory.

Action: Retry the request.

ORA-12076: invalid threshold value

Cause: The result set threshold or LOB threshold value is not supported.

Action: Specify a threshold value below 64K.

ORA-12077: temporary updatable materialized view log does not exist

Cause: Temporary updatable materialized view log was not created or was dropped.

Action: Re-create the temporary updatable materialized view log. Warning: This will cause a complete refresh of the materialized view.

ORA-12078: fast refresh of refresh group ID *string* failed

Cause: Refresh result set sent through client method REFRESH_REQ_RESULT returned an unknown value.

Action: Re-issue the refresh request.

ORA-12079: do not invalidate result cache created during materialized view refresh

Cause: Result cache created during materialized view refresh was not invalidated at end.

Action: Do not set this as an event.

ORA-12080: Buffer cache miss for IOQ batching

ORA-12081: update operation not allowed on table "*string*".*string*"

Cause: An attempt was made to update a read-only materialized view.

Action: No action required. Only Oracle is allowed to update a read-only materialized view.

ORA-12082: "*string*".*string*" cannot be index organized

Cause: An attempt was made to create an index-organized materialized aggregate view or an index-organized updatable ROWID materialized view. This is not supported.

Action: Try to create the materialized view without the index organization clause.

ORA-12083: must use DROP MATERIALIZED VIEW to drop "*string*".*string*"

Cause: An attempt was made to drop a materialized view using a command other than DROP MATERIALIZED VIEW.

Action: Use the DROP MATERIALIZED VIEW command.

ORA-12084: must use ALTER MATERIALIZED VIEW to alter "*string*".*string*"

Cause: An attempt was made to alter a materialized view using a command other than ALTER MATERIALIZED VIEW.

Action: Use the ALTER MATERIALIZED VIEW command.

ORA-12085: materialized view log on "*string*".*string*" already has object id

Cause: Materialized view log on the indicated table already has object id information.

Action: No action required.

ORA-12086: table "*string*".*string*" is not an object table

Cause: The CREATE MATERIALIZED VIEW LOG command was issued with the WITH OBJECT ID option and the master table is not an object table.

Action: Either specify the name of an object table, or remove the WITH OBJECT ID clause.

ORA-12087: online redefinition not allowed on tables owned by "*string*"

Cause: An attempt was made to online redefine a table owned by SYS or SYSTEM.

Action: Do not attempt to online redefine a table owned by SYS or SYSTEM.

ORA-12088: cannot online redefine table "*string*".*string*" with unsupported datatype

Cause: An attempt was made to online redefine a table containing a LONG column, an ADT column, or a FILE column.

Action: Do not attempt to online redefine a table containing a LONG column, an ADT column, or a FILE column.

ORA-12089: cannot online redefine table "*string*".*string*" with no primary key

Cause: An attempt was made to online redefine a table that does not have a primary key defined on it.

Action: Do not attempt to online redefine a table that does not have a primary key defined on it.

ORA-12090: cannot online redefine table "*string*".*string*"

Cause: An attempt was made to online redefine a table that is either a temporary table, an IOT overflow table, a table with fine-grained access control or row-level security enabled, a CDC change table, or a table with a CDC change table defined on it.

Action: Do not attempt to online redefine a table that is not supported by online redefinition.

ORA-12091: cannot online redefine table "*string*".*string*" with materialized views

Cause: An attempt was made to online redefine a table that had materialized views defined on it or had a materialized view log defined on it or is a master.

Action: Drop all materialized views and materialized view logs before attempting to online redefine the table.

ORA-12092: cannot online redefine replicated table "*string*".*string*"

Cause: An attempt was made to online redefine a table that is either a materialized view or a replicated table.

Action: Do not attempt to online redefine a table that is either a materialized view or a replicated table.

ORA-12093: invalid interim table "*string*".*string*"

Cause: The table is not the interim table of the corresponding table to be online redefined.

Action: Pass in the valid interim table.

ORA-12094: error during online redefinition

Cause: There was an error during the online redefinition process.

Action: Abort the online redefinition process.

ORA-12096: error in materialized view log on "*string*".*string*"

Cause: There was an error originating from this materialized view log. One possible cause is that schema redefinition has occurred on the master table and one or more columns in the log is now a different type than corresponding master column(s). Another possible cause is that there is a problem accessing the underlying materialized view log table.

Action: Check further error messages in stack for more detail about the cause. If there has been schema redefinition, drop the materialized view log and recreate it.

ORA-12097: changes in the master tables during refresh, try refresh again

Cause: There are some changes (i.e., conventional DML, direct load, partition maintenance operation) in the master tables during materialized view refresh.

Action: Refresh the affected materialized views again.

ORA-12098: cannot comment on the materialized view

Cause: An attempt was made to issue a COMMENT ON TABLE statement on a materialized view.

Action: Issue a COMMENT ON MATERIALIZED VIEW statement instead.

ORA-12099: Don't go into fast table scan (kdst) mode

ORA-12100: materialized view log on "*string*".*string*" already has sequence

Cause: Materialized view log on the indicated table already has sequence information.

Action: No action required.

ORA-12101: shape of materialized view does not match the base table

Cause: The number of columns or the type or the length semantics of a column in the materialized view did not match the materialized view base table.

Action: Ensure that the materialized view column list matches with the base table.

ORA-12150 to ORA-12238

ORA-12150: TNS:unable to send data

Cause: Unable to send data. Connection probably disconnected.

Action: Reestablish connection. If the error is persistent, turn on tracing and reexecute the operation.

ORA-12151: TNS:received bad packet type from network layer

Cause: Internal error.

Action: Not normally visible to the user. For further details, turn on tracing and reexecute the operation. If error persists, contact Worldwide Customer Support.

ORA-12152: TNS:unable to send break message

Cause: Unable to send break message. Connection probably disconnected.

Action: Reestablish connection. If the error is persistent, turn on tracing and reexecute the operation.

ORA-12153: TNS:not connected

Cause: Not currently connected to a remote host.

Action: Reestablish connection.

ORA-12154: TNS:could not resolve the connect identifier specified

Cause: A connection to a database or other service was requested using a connect identifier, and the connect identifier specified could not be resolved into a connect descriptor using one of the naming methods configured. For example, if the type of connect identifier used was a net service name then the net service name could not be found in a naming method repository, or the repository could not be located or reached.

Action: - If you are using local naming (TNSNAMES.ORA file): - Make sure that "TNSNAMES" is listed as one of the values of the NAMES.DIRECTORY_PATH parameter in the Oracle Net profile (SQLNET.ORA) - Verify that a TNSNAMES.ORA file exists and is in the proper directory and is accessible. - Check that the net service name used as the connect identifier exists in the TNSNAMES.ORA file. - Make sure there are no syntax errors anywhere in the TNSNAMES.ORA file. Look for unmatched parentheses or stray characters. Errors in a TNSNAMES.ORA file may make it unusable. - If you are using directory naming: - Verify that "LDAP" is listed as one of the values of the NAMES.DIRECTORY_PATH parameter in the Oracle Net profile (SQLNET.ORA). - Verify that the LDAP directory server is up and that it is accessible. - Verify that the net service name or database name used as the connect identifier is configured in the directory. - Verify that the default context being used is correct by specifying a fully qualified net service name or a full LDAP DN as the connect identifier - If you are using easy connect naming: - Verify that "EZCONNECT" is listed as one of the values of the NAMES.DIRECTORY_PATH

parameter in the Oracle Net profile (SQLNET.ORA). - Make sure the host, port and service name specified are correct. - Try enclosing the connect identifier in quote marks. See the Oracle Net Services Administrators Guide or the Oracle operating system specific guide for more information on naming.

ORA-12155: TNS:received bad datatype in NSWMARKER packet

Cause: Internal error during break handling.

Action: Not normally visible to the user. For further details, turn on tracing and reexecute the operation. If error persists, contact Worldwide Customer Support.

ORA-12156: TNS:tried to reset line from incorrect state

Cause: Internal error during break handling.

Action: Not normally visible to the user. For further details, turn on tracing and reexecute the operation. If error persists, contact Worldwide Customer Support.

ORA-12157: TNS:internal network communication error

Cause: Internal error during network communication.

Action: Not normally visible to the user. For further details, turn on tracing and reexecute the operation. If error persists, contact Worldwide Customer Support.

ORA-12158: TNS:could not initialize parameter subsystem

Cause: Unable to locate parameter file.

Action: Verify that a valid parameter file exists, and is readable.

ORA-12159: TNS:trace file not writeable

Cause: The trace file to be generated is not writeable by this user.

Action: If the user does not have write permissions in the directory to which the trace file will be written, contact an administrator to get the proper permissions or set the TRACE_DIRECTORY_CLIENT parameter in the net profile (SQLNET.ORA file) to a directory the user can write to.

ORA-12160: TNS:internal error: Bad error number

Cause: Corrupt error reporting subsystem.

Action: Not normally visible to the user. For further details, turn on tracing and reexecute the operation. If error persists, contact Worldwide Customer Support.

ORA-12161: TNS:internal error: partial data received

Cause: The connection may be terminated.

Action: Reconnect and try again. For further details, turn on tracing and reexecute the operation. If error persists, contact Worldwide Customer Support.

ORA-12162: TNS:net service name is incorrectly specified

Cause: The connect descriptor corresponding to the net service name in TNSNAMES.ORA or in the directory server (Oracle Internet Directory) is incorrectly specified.

Action: If using local naming make sure there are no syntax errors in the corresponding connect descriptor in the TNSNAMES.ORA file. If using directory naming check the information provided through the administration used for directory naming. If using ORACLE_SID, please check if ORACLE_SID is// set.

ORA-12163: TNS:connect descriptor is too long

Cause: The connect descriptor corresponding to the net service name specified as the connect identifier is too long. The maximum length for a connect descriptor is 512 bytes and this limit has been exceeded.

Action: Check the net service name's connect descriptor in the local naming file (TNSNAMES.ORA) or in the directory server (Oracle Internet Directory). Use a smaller connect descriptor. If this is not possible, contact Worldwide Customer Support.

ORA-12164: TNS:Sqlnet.fdf file not present

Cause: The sqlnet.fdf file doesn't exist in \$ORACLE_HOME/network/admin.

Action: The sqlnet.fdf file is required for Oracle Tracing to occur. Either install the sqlnet.fdf file in \$ORACLE_HOME/network/admin or turn off tracing in your ORA file.

ORA-12165: TNS:Trying to write trace file into swap space.

Cause: Oracle Trace doesn't allow writing trace information into your swap space.

Action: Oracle Trace cannot write trace information into swap space so either disable tracing or redirect trace files to be written to another area of your disk.

ORA-12166: TNS:Client can not connect to HO agent.

Cause: NVstring contained DESCRIPTION/HO.

Action: Call HO agent from integrating server.

ORA-12168: TNS:Unable to contact LDAP Directory Server

Cause: Cannot contact LDAP directory server to get Oracle Net configuration.

Action: Verify that the directory server is up and accessible from the network. Verify that directory access configuration is correct. For more information see the Oracle Internet Directory Administrators Guide or the Oracle Net Administrators Guide.

ORA-12169: TNS:Net service name given as connect identifier is too long

Cause: The net service name you are attempting to resolve is too long.

Action: The maximum length of a net service name is 255 bytes; this limit has been exceeded. Use a smaller net service name. If this is not possible, contact Worldwide Customer Support.

ORA-12170: TNS:Connect timeout occurred

Cause: The server shut down because connection establishment or communication with a client failed to complete within the allotted time interval. This may be a result of network or system delays; or this may indicate that a malicious client is trying to cause a Denial of Service attack on the server.

Action: If the error occurred because of a slow network or system, reconfigure one or all of the parameters SQLNET.INBOUND_CONNECT_TIMEOUT, SQLNET.SEND_TIMEOUT, SQLNET.RECV_TIMEOUT in sqlnet.ora to larger values. If a malicious client is suspected, use the address in sqlnet.log to identify the source and restrict access. Note that logged addresses may not be reliable as they can be forged (e.g. in TCP/IP).

ORA-12171: TNS:could not resolve connect identifier: *string*

Cause: A connection to a database or other service was requested using a connect identifier, and the connect identifier specified could not be resolved into a connect descriptor using one of the naming methods configured. For example, if the type of

connect identifier used was a net service name then the net service name could not be found in a naming method repository, or the repository could not be located or reached.

Action: - If you are using local naming (TNSNAMES.ORA file): - Make sure that "TNSNAMES" is listed as one of the values of the NAMES.DIRECTORY_PATH parameter in the Oracle Net profile (SQLNET.ORA) - Verify that a TNSNAMES.ORA file exists and is in the proper directory and is accessible. - Check that the net service name used as the connect identifier exists in the TNSNAMES.ORA file. - Make sure there are no syntax errors anywhere in the TNSNAMES.ORA file. Look for unmatched parentheses or stray characters. Errors in a TNSNAMES.ORA file may make it unusable. - If you are using directory naming: - Verify that "LDAP" is listed as one of the values of the NAMES.DIRECTORY_PATH parameter in the Oracle Net profile (SQLNET.ORA). - Verify that the LDAP directory server is up and that it is accessible. - Verify that the net service name or database name used as the connect identifier is configured in the directory. - Verify that the default context being used is correct by specifying a fully qualified net service name or a full LDAP DN as the connect identifier - If you are using easy connect naming: - Verify that "EZCONNECT" is listed as one of the values of the NAMES.DIRECTORY_PATH parameter in the Oracle Net profile (SQLNET.ORA). - Make sure the host, port and service name specified are correct. - Try enclosing the connect identifier in quote marks. See the Oracle Net Services Administrators Guide or the Oracle operating system specific guide for more information on naming.

ORA-12196: TNS:received an error from TNS

Cause: The navigation layer received an error from TNS.

Action: See the error log file for the specific TNS error.

ORA-12197: TNS:keyword-value resolution error

Cause: The navigation layer received an error while trying to look up a value for a keyword.

Action: Check the syntax of the connect descriptor.

ORA-12198: TNS:could not find path to destination

Cause: Could not navigate a path through Interchanges to the destination. This error occurs if an invalid community is in the address string, or the address includes a protocol that is not available or the TNSNAV.ORA file does not have a correct CMANAGER address specified or the Interchange is down.

Action: Assure that Interchanges necessary to get to the desired destination are up and have available capacity for an additional connection. Also check that the correct community and protocol have been specified in the CMANAGER address used.

ORA-12200: TNS:could not allocate memory

Cause: Out of memory on machine.

Action: Reconfigure machine to have more storage or run fewer applications while the Interchange is running.

ORA-12201: TNS:encountered too small a connection buffer

Cause: TNS connection buffer supplied by the application was too small to retrieve the data sent back.

Action: Supply a larger connection buffer. If problem persists, call Worldwide Customer Support.

ORA-12202: TNS:internal navigation error

Cause: Internal navigation error.

Action: Not normally visible to the user. For further details contact Worldwide Customer Support.

ORA-12203: TNS:unable to connect to destination

Cause: Invalid address specified or destination is not listening. This error can also occur because of underlying network or network transport problems.

Action: Verify that the net service name you entered was correct. Verify that the ADDRESS portion of the connect descriptor which corresponds to the net service name is correct. Ensure that the destination process (for example the listener) is running at the remote node.

ORA-12204: TNS:received data refused from an application

Cause: The application using Connection Manager refused the connection at the listener.

Action: Make sure that the application listener at the destination is functioning correctly. If it is and the problem persists, contact Worldwide Customer Support.

ORA-12205: TNS:could not get failed addresses

Cause: Internal navigation error.

Action: Not normally visible to the user. For further details contact Worldwide Customer Support.

ORA-12206: TNS:received a TNS error during navigation

Cause: Internal navigation error because of an unexpected TNS error.

Action: Look at the log file to find the TNS error. If necessary, turn on tracing and repeat the operation.

ORA-12207: TNS:unable to perform navigation

Cause: Improperly configured navigation file TNSNAV.ORA.

Action: Check the syntax of the TNSNAV.ORA file on the application's machine, and verify that it lists the correct communities.

ORA-12208: TNS:could not find the TNSNAV.ORA file

Cause: Either the ORACLE environment is not set up correctly, or the TNSNAV.ORA file is not present.

Action: Ensure that the ORACLE environment is set up appropriately on your platform and that a TNSNAV.ORA file is present.

ORA-12209: TNS:encountered uninitialized global

Cause: Application calling navigation routine has not properly configured the global variables. There are no TNSNAV.ORA files available, or they are defective.

Action: Not normally visible to the user. For further details, turn on tracing and reexecute the operation. If error persists, contact Worldwide Customer Support.

ORA-12210: TNS:error in finding Navigator data

Cause: Application calling navigation routine has not properly configured the TNSNAV.ORA file.

Action: Check the syntax of the TNSNAV.ORA file.

ORA-12211: TNS:needs PREFERRED_CMANAGERS entry in TNSNAV.ORA

Cause: TNSNAV.ORA does not have a PREFERRED_CMANAGERS defined.

Action: Add a PREFERRED_CMANAGERS entry to the TNSNAV.ORA file.

ORA-12212: TNS:incomplete PREFERRED_CMANAGERS binding in TNSNAV.ORA

Cause: The PREFERRED_CMANAGERS binding in the client's TNSNAV.ORA file does not have a CMANAGER_NAME specified.

Action: Define the CMANAGER_NAME as part of the PREFERRED_CMANAGERS binding. Use of the Oracle Network Manager should eliminate this error.

ORA-12213: TNS:incomplete PREFERRED_CMANAGERS binding in TNSNAV.ORA

Cause: The PREFERRED_CMANAGERS binding in the client's TNSNAV.ORA file does not have an ADDRESS specified.

Action: Define the ADDRESS as part of the PREFERRED_CMANAGERS binding.

ORA-12214: TNS:missing local communities entry in TNSNAV.ORA

Cause: There is no LOCAL_COMMUNITIES entry in TNSNAV.ORA.

Action: Define the LOCAL_COMMUNITIES for this node in the TNSNAV.ORA file.

ORA-12215: TNS:poorly formed PREFERRED_NAVIGATORS Addresses in TNSNAV.ORA

Cause: Address binding for PREFERRED_NAVIGATORS entry is improperly entered. entry.

Action: Check your PREFERRED_NAVIGATORS entry and fix it in TNSNAV.ORA

ORA-12216: TNS:poorly formed PREFERRED_CMANAGERS addresses in TNSNAV.ORA

Cause: Address binding for the PREFERRED_CMANAGERS entry in the client's TNSNAV.ORA file is improperly entered.

Action: Define the ADDRESS as part of the PREFERRED_CMANAGERS binding.

ORA-12217: TNS:could not contact PREFERRED_CMANAGERS in TNSNAV.ORA

Cause: There is a syntax error in the PREFERRED_CMANAGERS entry, or addresses specified are wrong, or the intended Connection Managers are unavailable.

Action: Check the PREFERRED_CMANAGERS entries in the client's TNSNAV.ORA file and correct them or talk with your network administrator to determine if the specified Connection Managers are available. Verify that the Interchanges are active by using the INTCTL STATUS command.

ORA-12218: TNS:unacceptable network configuration data

Cause: Poorly formed network configuration data. For example, a PREFERRED_CMANAGERS entry may have an incorrect CMANAGER_NAME in the client's TNSNAV.ORA file. Or an Interchange downtime parameter (TIMEOUT_INTERVAL) on the Navigator may be set to zero in INTCHG.ORA.

Action: Check the entries in TNSNAV.ORA and the Interchange configuration files and correct them. If necessary, talk with your network administrator to determine if the specified Interchanges (Connection Managers) are available and properly configured. Use the Oracle Network Manager to generate the configuration files if necessary.

ORA-12219: TNS:missing community name from address in ADDRESS_LIST

Cause: This error occurs when an ADDRESS_LIST has some ADDRESSES in it that have no COMMUNITY component and others that do have a COMMUNITY component.

Action: Check that in the connect descriptors you are using either all the ADDRESSES have a COMMUNITY component or all do not.

ORA-12221: TNS:illegal ADDRESS parameters

Cause: An illegal set of protocol adapter parameters was specified. In some cases, this error is returned when a connection cannot be made to the protocol transport.

Action: Verify that the destination can be reached using the specified protocol. Check the parameters within the ADDRESS section of TNSNAMES.ORA or in the directory. Legal ADDRESS parameter formats may be found in the Oracle operating system specific documentation or the Oracle Net Administrator's Guide. Protocols that resolve names at the transport layer are vulnerable to this error if not properly configured or names are misspelled.

ORA-12222: TNS:no support is available for the protocol indicated

Cause: The protocol requested in the ADDRESS portion of the connect descriptor identified through the net service name is not available. If the supplied ADDRESS is typographically correct then support for that protocol is not installed.

Action: Install support for the protocol or correct typographical error, as appropriate. Note: if the supplied address was derived from resolving the net service name, check the address in the appropriate file (TNSNAMES.ORA, LISTENER.ORA) or in the directory server.

ORA-12223: TNS:internal limit restriction exceeded

Cause: Too many TNS connections open simultaneously.

Action: Wait for connections to close and re-try.

ORA-12224: TNS:no listener

Cause: The connection request could not be completed because the listener is not running.

Action: Ensure that the supplied destination address matches one of the addresses used by the listener - compare the TNSNAMES.ORA entry with the appropriate LISTENER.ORA file (or TNSNAV.ORA if the connection is to go by way of an Interchange). Start the listener on the remote machine.

ORA-12225: TNS:destination host unreachable

Cause: Contact can not be made with remote party.

Action: Make sure the network driver is functioning and the network is up.

ORA-12226: TNS:operating system resource quota exceeded

Cause: The current user has exceeded the allotted resource assigned in the operating system.

Action: Acquire more operating system resource, or perform a different function.

ORA-12227: TNS:syntax error

Cause: The supplied connect descriptor contains illegal syntax.

Action: Check the syntax of the connect descriptor in TNSNAMES.ORA.

ORA-12228: TNS:protocol adapter not loadable

Cause: On some platforms (such as Windows) protocol support is loaded at run-time. If the shared library (or DLL) for the protocol adapter is missing or one of its supporting libraries is missing then this error is returned.

Action: For further details, turn on tracing and reexecute the operation. The trace file will include the name of the shared library (or DLL) that could not be loaded.

ORA-12229: TNS:Interchange has no more free connections

Cause: One or more Interchanges along the path to the destination desired has no more free connections available to be used for this call.

Action: Try again later when the Interchanges are less busy, or contact your network administrator to have him determine which interchange it is, and increase the number of connections available on that interchange.

ORA-12230: TNS:Severe Network error occurred in making this connection

Cause: This error is reported by an interchange which fails to make contact with the destination due to a physical network error while calling a destination.

Action: Try again later when the network service may have been fixed or report the problem to your Network Administrator so that he may fix the problem.

ORA-12231: TNS:No connection possible to destination

Cause: This error is reported by an interchange which fails to find a possible connection along the path to the destination.

Action: Report the problem to your Network Administrator so that he may fix the problem.

ORA-12232: TNS:No path available to destination

Cause: This error is reported by an interchange which fails to find a possible path to the destination.

Action: Report the problem to your Network Administrator so that he may fix the problem.

ORA-12233: TNS:Failure to accept a connection

Cause: This error is reported by an interchange which fails to accept a connection due to a redirect failure.

Action: Report the problem to your Network Administrator so that he may isolate the interchange problem.

ORA-12234: TNS:Redirect to destination

Cause: This error is reported by an interchange which determines that this interchange is not the right gateway and needs to redirect the connection to another gateway along the path to the destination.

Action: None

ORA-12235: TNS:Failure to redirect to destination

Cause: This error is reported by an interchange which fails to redirect a connection to another interchange along the path to the destination.

Action: Report the problem to your Network Administrator so that he may fix the problem.

ORA-12236: TNS:protocol support not loaded

Cause: On some platforms (such as Windows) protocol support is loaded at run-time. If the shared library (or DLL) for the protocol adapter has not been loaded, then this error is returned.

Action: For further details, turn on tracing and reexecute the operation. The trace file will have the name of the shared library (or DLL) that has not been loaded.

ORA-12238: TNS: NT Operaion is aborted

Cause: The NT operation is aborted because it is interrupted by upper layer to cleanup the database session.

Action: None



ORA-12315 to ORA-12354

ORA-12315: database link type is invalid for the ALTER DATABASE statement

Cause: The database link name you specified on the ALTER DATABASE statement is not an ROM: link. You must specify an ROM: link when using the ALTER DATABASE statement to mount or open a secondary database.

Action: Re-issue the ALTER DATABASE statement using a valid ROM: link to the database you want to mount or open. If a valid ROM: link does not exist, create one using the CREATE DATABASE LINK command. See the Trusted ORACLE RDBMS Guide to Security Features for more information about creating database links using the ROM: link type.

ORA-12316: syntax error in database link's connect string

Cause: The connect string in the CREATE DATABASE LINK statement has a syntactical error.

Action: Drop the database link and recreate it using valid syntax. See the SQL Language Reference Manual for more information about the connect string portion of the CREATE DATABASE LINK statement.

ORA-12317: logon to database (link name *string*) denied

Cause: There are several possible causes for this error. First, you can get this error if your username (and password, if you are using database instead of operating system authentication) in the secondary database are not identical to your username (and password) in the primary database. Second, you can get this error if your username in the secondary database is invalid (has not been created). Third, you can get this error if the username/password combination specified in the connect string of the database link definition is invalid (either not created or has an invalid password).

Action: In the first case, ensure that the secondary database contains a username (and password, if you are using database authentication) identical to the one you are using in the primary database. In general, you should always use operating system authentication in Trusted ORACLE (see the Trusted ORACLE RDBMS Guide to Security Features for more information about the advantages of OS authentication). In the second case, ensure that your username in the secondary database has been created. In the third case, ensure that the username specified in the connect string has been created in the secondary database.

ORA-12318: database (link name *string*) is already mounted

Cause: You are attempting to mount a secondary database that has already been mounted by your instance.

Action: The database is already mounted, so you need not take additional action to mount it. To establish access, use the ALTER DATABASE *linkname* OPEN command to open the database.

ORA-12319: database (link name *string*) is already open

Cause: You are attempting to open a secondary database that is already open.

Action: The database is open and you need not take additional action to establish access.

**ORA-12321: database (link name *string*) is not open and
AUTO_MOUNTING=FALSE**

Cause: The secondary database that your instance is attempting to mount is not open and automatic mounting has not been enabled.

Action: Manually mount and open the secondary database using ALTER DATABASE *linkname* with the OPEN and MOUNT options. Alternately, to allow your instance to automatically mount and open secondary databases, set the AUTO_MOUNTING parameter in the parameter file to TRUE.

ORA-12322: unable to mount database (link name *string*)

Cause: This message should be accompanied by additional error messages that indicate the cause of the problem.

Action: Follow the steps outlined in the accompanying error messages to resolve the problem.

ORA-12323: unable to open database (link name *string*)

Cause: This message should be accompanied by additional error messages that indicate the cause of the problem.

Action: Follow the steps outlined in the accompanying error messages to resolve the problem.

ORA-12324: cannot use the ROM: link type on a private database link

Cause: You can only specify the ROM: link type on a public, not a private, database link.

Action: Determine if there is an existing public database link to the secondary database. If not, and if you wish to establish public access to the secondary database, create a public database link to the secondary database using the CREATE DATABASE LINK command.

ORA-12326: database *string* is closing immediately; no operations are permitted

Cause: The database you attempted to access is closing, so your operation has been terminated.

Action: Wait until the database has been reopened, or contact the database administrator.

ORA-12329: database *string* is closed; no operations are permitted

Cause: The database you attempted to access is closed, so your operation has been terminated.

Action: Wait until the database is reopened, or contact the database administrator.

ORA-12333: database (link name *string*) is not mounted

Cause: You attempted to open a database that has not been mounted.

Action: Mount the database with the ALTER DATABASE *linkname* MOUNT command, then re-attempt to open the database.

ORA-12334: database (link name *string*) is still open

Cause: You attempted to dismount a database that is still open.

Action: Close the database with the ALTER DATABASE *linkname* CLOSE command, then re-attempt to dismount the database.

ORA-12335: database (link name *string*) is not open

Cause: You attempted to close a database that is not open.

Action: The database is closed; you can proceed with dismounting it.

ORA-12336: cannot login to database (link name *string*)

Cause: You are trying to login while another user is mounting or dismounting the same database.

Action: Check to see if the database is in the middle of being mounted or opened and try your login again once the database is accessible.

ORA-12341: maximum number of open mounts exceeded

Cause: The number specified on the OPEN_MOUNTS parameter in the parameter file exceeds the maximum allowed (255).

Action: Change the value of this parameter so that it reflects the actual number of possible open mounts to secondary databases. This must be less than 255.

ORA-12342: open mounts exceeds limit set on the OPEN_MOUNTS parameter

Cause: The number of currently open mounts exceeds the value you specified on the OPEN_MOUNTS parameter.

Action: Increase the value of the OPEN_MOUNTS parameter so that it accommodates the maximum possible number of open mounts to secondary databases.

ORA-12345: user *string* lacks CREATE SESSION privilege in database link (linkname *string*)

Cause: There are several possible causes for this message: First, you will get this message if your username in the second database specified was not granted the CREATE SESSION system privilege. Second, you will get this message if the username specified in the connect string of the database link definition was not granted the CREATE SESSION system privilege.

Action: The action you take depends upon the cause of the message: In the first case, ensure that your username in the secondary database was granted the CREATE SESSION system privilege. In the second case, ensure the username specified in the connect string of the database link definition was granted the CREATE SESSION system privilege in the secondary database.

ORA-12350: database link being dropped is still mounted

Cause: An attempt was made to drop a database link that was still mounted and/or opened.

Action: Close and dismount the database and then re-issue the drop statement.

ORA-12351: cannot create view using a remote object which has a remote object reference

Cause: You tried to create a view which references a remote object which, in turn, references an object on another database. Since the view that you tried to create references a remote object, that object cannot reference an object on another database.

Action: Choose a different object to reference in your view or change the remote object so that it does not reference another database.

ORA-12352: object *string.string@string* is invalid

Cause: An attempt was made to reference (compile against) an object of a secondary database but the object is invalid and the system cannot validate or recompile it because it is in a secondary database.

Action: Manually recompile the invalid object in the secondary database.

ORA-12353: secondary stored object cannot reference remote object

Cause: You tried to either select from a remote view or execute a remote procedure which references an object on another database. Since the remote view or procedure is on a secondary database, an additional reference to another database cannot be done.

Action: Choose a different object to reference or change the remote view or procedure so that it does not reference another database.

ORA-12354: secondary object being dropped

Cause: You tried to access a object (for example, a table or view) on a secondary database that was in the process of being dropped.

Action: Repeat the operation. If you receive this message again, try to access the object from the secondary database. If you receive an internal error or a trace file, contact Oracle WorldWide Technical Support.

ORA-12400 to ORA-12498

ORA-12400: invalid argument to facility error handling

Cause: An argument to a facility error handling function exceeded a maximum limit or referred to an invalid product/facility.

Action: Specify a valid facility error handling parameter value.

ORA-12401: invalid label string: *string*

Cause: The policy could not convert the label string to a valid internal label.

Action: Correct the syntax of the label string.

ORA-12402: invalid format string: *string*

Cause: The format string is not supported by the policy.

Action: Correct the syntax of the format string.

ORA-12403: invalid internal label

Cause: An internal label could not be converted to a valid label for the policy.

Action: Analyze any additional messages on the error stack and consult the policy documentation.

ORA-12404: invalid privilege string: *string*

Cause: The policy could not interpret the privilege string.

Action: Specify a privilege string that is supported by the policy.

ORA-12405: invalid label list

Cause: The policy determined that the label list was invalid for its intended use.

Action: Check the policy constraints on the specific list of labels.

ORA-12406: unauthorized SQL statement for policy *string*

Cause: The policy did not authorize the database session to perform the requested SQL statement.

Action: Grant the user or program unit the necessary policy privilege or additional authorizations.

ORA-12407: unauthorized operation for policy *string*

Cause: The policy did not authorize the database session to perform the requested operation.

Action: Grant the user or program unit the necessary policy privilege or additional authorizations.

ORA-12408: unsupported operation: *string*

Cause: The specified policy does not support the requested operation.

Action: Consult the policy documentation to determine the supported access mediation operations.

ORA-12409: policy startup failure for *string* policy

Cause: The policy encountered an error during startup processing; access to the data protected by the policy is prohibited.

Action: Check the alert log for additional information, correct the policy error, and restart the instance.

ORA-12410: internal policy error for policy: *string*\n Error: *string*

Cause: The policy enforcement encountered an internal error.

Action: Consult the policy documentation for details.

ORA-12411: invalid label value

Cause: The specified label value does not exist.

Action: Check the data dictionary views for the policy to identify valid labels.

ORA-12412: policy package *string* is not installed

Cause: The policy package does not exist in the database.

Action: Check that the policy package name is correct or install the required policy package.

ORA-12413: labels do not belong to the same policy

Cause: The labels being compared belong to different policies.

Action: Only compare labels that belong to the same policy.

ORA-12414: internal LBAC error: *string*\n Error: *string*

Cause: An internal label policy framework error occurred.

Action: Contact Oracle Customer Support.

ORA-12415: A column of another datatype exists on the specified table

Cause: The datatype of the column present in the table is different from the datatype set for the policy column.

Action: Drop the column on the table or change the datatype for policy column.

ORA-12416: policy *string* not found

Cause: The specified policy does not exist in the database.

Action: Enter the correct policy name or create the policy.

ORA-12417: database object "*string*" not found

Cause: The specified object was not in the database.

Action: Enter the correct name for the database object.

ORA-12418: user *string* not found

Cause: The specified user does not exist in the database.

Action: Correct the user name or create the user.

ORA-12419: null binary label value

Cause: A null value was provided for a binary label operation.

Action: Provide a valid binary label for the operation.

ORA-12420: required procedures and functions not in policy package "*string*"

Cause: The policy package did not contain all of the procedures and functions necessary to enforce the policy.

Action: Consult the label framework documentation for a list of required procedures and functions for a policy package.

ORA-12421: different size binary labels

Cause: The label sizes for the binary label operation were not equal.

Action: Provide binary labels with the same lengths for the operation.

ORA-12422: max policies exceeded

Cause: You tried to create a new policy, but the maximum number of policies for the instance had already been created.

Action: Increase the size of the MAX_LABEL_POLICIES initialization parameter and restart the server.

ORA-12423: invalid position specified

Cause: The position specified for a binary label operation was invalid.

Action: Provide a position that is within the label size limits.

ORA-12424: length exceeds binary label size

Cause: The length specified for a binary label operation exceeded the size of the binary label.

Action: Provide a bit or byte length that is within the label size limits.

ORA-12425: cannot apply policies or set authorizations for system schemas

Cause: You tried to either apply a policy to the SYS, SYSTEM, or LBACSYS schema or to set user labels/privileges for the SYS, SYSTEM, or LBACSYS user.

Action: Apply policies and set authorizations only for non-system users.

ORA-12426: invalid audit option

Cause: The option specified was not a valid audit option for the specified policy.

Action: Enter a correct audit option.

ORA-12427: invalid input value for *string* parameter

Cause: An input parameter was specified incorrectly.

Action: Correct the parameter value.

ORA-12428:

ORA-12429: label list range exceeded

Cause: The specified index value was not between 1 and 6.

Action: Correct the index value for the label list operation.

ORA-12430: invalid privilege number

Cause: The specified privilege number was not between 1 and 32.

Action: Correct the privilege number.

ORA-12431: invalid audit action

Cause: The specified audit action was not a valid audit action.

Action: Correct the audit action number.

ORA-12432: LBAC error: *string*

Cause: LBAC enforcement resulted in an error.

Action: Correct the problem identified in the error message.

ORA-12433: create trigger failed, policy not applied

Cause: The policy could not be applied due to errors during the creation of a DML trigger.

Action: Correct the SQL syntax of the label function specification.

ORA-12434: invalid audit type: *string*

Cause: The audit type must be BY ACCESS or BY SESSION.

Action: Correct the audit type value.

ORA-12435: invalid audit success: *string*

Cause: The audit success parameter must be SUCCESSFUL or NOT SUCCESSFUL.

Action: Correct the audit success value.

ORA-12436: no policy options specified

Cause: A NULL option string was specified, but no default schema or policy option string was found.

Action: Enter a valid option string, or alter the schema or policy to have a valid default option string.

ORA-12437: invalid policy option: *string*

Cause: A value that was not a valid policy option was entered.

Action: Correct the policy option value.

ORA-12438: repeated policy option: *string*

Cause: A policy option was entered more than once in the option string.

Action: Remove the duplicate policy option value.

ORA-12439: invalid combination of policy options

Cause: A set of contradictory policy options was entered.

Action: Provide a set of compatible policy options.

ORA-12440: insufficient authorization for the SYSDBA package

Cause: The use of the SYSDBA package requires the LBAC_DBA role.

Action: Grant the LBAC_DBA role to the database user.

ORA-12441: policy *string* already exists

Cause: You tried to create a policy with the same name as an existing one.

Action: Use a different name or drop the existing policy.

ORA-12442: policy column "*string*" already used by an existing policy

Cause: You tried to create a policy with the same policy column name as an existing policy.

Action: Use a different name for the policy column or drop the existing policy.

ORA-12443: policy not applied to some tables in schema

Cause: You applied a policy to a schema, and some of the tables in the schema already had the policy applied.

Action: No action necessary; the policy was applied to the remaining tables.

ORA-12444: policy already applied to table

Cause: You tried to apply a policy to a table that was already protected by the policy.

Action: To change the policy options, predicate, or label function, remove the policy from the table and re-apply it.

ORA-12445: cannot change HIDDEN property of column

Cause: You tried to specify a different HIDE option for a table with an existing policy column.

Action: Drop the column from the table and reapply the policy with the new HIDE option.

ORA-12446: Insufficient authorization for administration of policy *string*

Cause: You tried to perform an administrative function for a policy, but you have not been granted the *policy_DBA* role.

Action: Grant the user the *policy_DBA* role for the specified policy.

ORA-12447: policy role already exists for policy *string*

Cause: The role named *policy_DBA* already exists.

Action: Correct the policy name or delete the existing policy.

ORA-12448: policy *string* not applied to schema or table *string*

Cause: An attempt was made to alter, enable or disable a schema or table policy that was not applied.

Action: Correct the policy or schema or table name.

ORA-12449: Labels specified for user must be of type USER

Cause: You tried to set labels for a user, but the labels in the list were not all designated as USER labels.

Action: Alter the labels to be USER labels.

ORA-12450: LOB datatype disabled in LBAC initialization file

Cause: You tried to specify a LOB datatype for a column or attribute, but the use of the LOB datatype has been disabled.

Action: Change the LBAC initialization file to allow the creation of LOB columns and attributes.

ORA-12451: label not designated as USER or DATA

Cause: A label is either a DATA label, a USER label, or both DATA and USER.

Action: Enter TRUE for at least DATA or USER.

ORA-12452: label tag *string* already exists

Cause: The label tag value you entered is already in use for another label.

Action: Enter a different value for the label tag.

ORA-12453: label *string* already exists

Cause: The label value you entered already exists.

Action: No action necessary; alter the label to change its tag or type.

ORA-12454: label *string* does not exist for policy *string*

Cause: The label tag or value you entered did not identify a label for the policy.

Action: Enter a label value or tag that is in use by the policy.

ORA-12455: internal error in Label Security MMON cleanup task

Cause: An internal error occurred in the Label Security MMON cleanup task.

Action: Contact Oracle Customer Support.

ORA-12456: label security startup in progress

Cause: You attempted to connect to the database before the Oracle Label Security component was fully initialized.

Action: Wait until the database is fully open before attempting to connect.

ORA-12457: security label exceeded maximum allowable length

Cause: An operation attempted to materialize a security label greater than 4000 bytes in length.

Action: Consult the Oracle Label Security documentation for information on how the length of a security label is calculated. Re-submit the operation once the problem has been corrected.

ORA-12458: Oracle Label Security not enabled

Cause: A Label Security operation was attempted without enabling Oracle Label Security.

Action: Consult the Oracle Label Security documentation for information on how to enable Oracle Label Security.

ORA-12459: Oracle Label Security not configured

Cause: An administrative operation was attempted without configuring Oracle Label Security.

Action: Consult the Oracle Label Security documentation for information on how to configure Oracle Label Security.

ORA-12460: cannot disable Oracle Label Security when Database Vault is enabled

Cause: An attempt was made to disable Oracle Label Security when Database Vault was enabled.

Action: Disable Database Vault and bounce the database before attempting to disable Oracle Label Security.

ORA-12461: undefined level *string* for policy *string*

Cause: The specified level is not defined for the policy.

Action: Correct the level identifier value.

ORA-12462: undefined compartment *string* for policy *string*

Cause: The specified compartment is not defined for the policy.

Action: Correct the compartment identifier value.

ORA-12463: undefined group *string* for policy *string*

Cause: The specified group is not defined for the policy.

Action: Correct the group identifier value.

ORA-12464: invalid characters in label component *string*

Cause: Label components can contain only alphanumeric characters, blanks, and underscores.

Action: Correct syntax of the label component.

ORA-12465: not authorized for read or write on specified groups or compartments

Cause: Groups or compartments were included that were not in the user's list of groups and compartments authorized for read or write access.

Action: Include groups or compartments authorized for read or write access in the user's list of groups and compartments.

ORA-12466: default level is greater than the user's maximum

Cause: The default level cannot be greater than the user's maximum.

Action: Enter an authorized level.

ORA-12467: minimum label can contain a level only

Cause: You included compartments or groups in the minimum label.

Action: Enter only an authorized minimum level as the label.

ORA-12468: max write level does not equal max read level

Cause: The level in the max write label must equal the level in the max read label.

Action: Enter max read and max write labels with the same level component.

ORA-12469: no user levels found for user *string* and policy *string*

Cause: No levels have been specified for the user.

Action: Enter the maximum and minimum labels for the user.

ORA-12470: NULL or invalid user label: *string*

Cause: The label entered is NULL or not within the user's authorizations.

Action: Enter the authorized labels for the user.

ORA-12471: Specified compartment or group is not authorized for user

Cause: The specified compartment or group is not in user's authorizations or the user does not have read on compartment or group specified for write.

Action: Enter an authorized compartment or group.

ORA-12472: policy *string* is being used

Cause: The policy which was being dropped due to event propagation from OID was applied to some table or schema.

Action: Drop a policy in OID only if it is not used in any of the databases using the policy.

ORA-12473: The procedure is disabled when Label Security is used with OID.

Cause: Using Label Security with OID disabled this procedure.

Action: Do not use OID with Label Security if this procedure is required to function.

ORA-12474: cannot change column name for a policy in use

Cause: An attempt was made to change a column name for a policy that was applied on user schemas or tables.

Action: Disable the policy for all user schemas and tables before changing the column name.

ORA-12475: incompatible Oracle Label Security configuration

Cause: An attempt was made to configure Oracle Label Security with OID in a pluggable database when Oracle Label Security without OID is configured in another pluggable database or vice-versa.

Action: Use similar configurations of Oracle Label Security in all pluggable databases.

ORA-12476: least upper bound resulted in an invalid OS label

Cause: You tried to do an operation that generated a least upper bound (LUB) label which is not a valid label on your operating system.

Action: Consult your OS label management documentation for information on invalid label generation.

ORA-12477: greatest lower bound resulted in an invalid OS label

Cause: You tried to do an operation that generated a greatest lower bound (GLB) label which is not a valid label on your operating system.

Action: Consult your OS label management documentation for information on invalid label generation.

ORA-12479: file label *string* must equal DBHIGH *string*

Cause: A database file had an OS label that did not match DBHIGH. Either DBHIGH was altered or the OS file was relabeled.

Action: Relabel the file so that its label matches DBHIGH, or alter DBHIGH so that it matches the label on the file.

ORA-12480: specified clearance labels not within the effective clearance

Cause: You specified a clearance range that was not within your authorized clearance; you can only specify clearance ranges that are within your clearance.

Action: Specify clearance labels that are within your own clearance range.

ORA-12481: effective label not within program unit clearance range

Cause: The effective label when the program unit was invoked was not within the range authorized for the program unit.

Action: Modify the program unit clearance range or invoke the program unit from a session with an authorized effective clearance.

ORA-12482: internal MLS error: *string*\n Error: *string*

Cause: An internal MLS policy error occurred.

Action: Contact Oracle Customer Support.

ORA-12483: label not in OS system accreditation range

Cause: The specified label is above the OS maximum label or below the OS minimum label.

Action: Use a label that is within the accreditation range for the host OS.

ORA-12484: invalid OS label

Cause: The specified label does not exist in the OS host's label definition file.

Action: Use the OS label management tools to define the label.

ORA-12485: new effective label not within effective clearance

Cause: You attempted to enter a value for an effective label that did not dominate the effective min label or was not dominated by the effective max label.

Action: Enter a value between the min and the max labels.

ORA-12486: effective max labels and min labels cannot be changed

Cause: You attempted to enter a value for an effective min label or effective max label, but these labels cannot be changed.

Action: Enter NULL values for the effective minimum and maximum labels.

ORA-12487: clearance labels not between DBHIGH and DBLOW

Cause: You attempted to enter a value for a clearance label that was not dominated by DBHIGH or did not dominate DBLOW.

Action: Enter clearance label values between DBHIGH and DBLOW.

ORA-12488: maximum label does not dominate minimum label

Cause: You attempted to enter a value for a clearance label that did not preserve the dominance relationship between the minimum and maximum labels.

Action: Enter label values that preserves the dominance relationship between the minimum and maximum.

ORA-12489: default label not within clearance range

Cause: You attempted to enter a value for a default label that did not dominate the minimum clearance or was not dominated by the maximum clearance.

Action: Enter a default label value within the clearance range.

ORA-12490: DBHIGH cannot be lowered

Cause: You attempted to enter a value for DBHIGH that did not dominate the existing value of DBHIGH.

Action: Enter a value for DBHIGH that dominates the old value.

ORA-12491: DBHIGH value does not dominate DBLOW

Cause: You attempted to enter a value for DBHIGH that did not dominate DBLOW.

Action: Enter a value for DBHIGH that dominates DBLOW.

ORA-12492: DBLOW cannot be changed

Cause: You attempted to change the value of DBLOW after it had been set to any initial value. DBLOW can only be set once after initial database creation.

Action: To change DBLOW, you have to create a new database, set DBLOW to the new value, and import your data into the new database.

ORA-12493: invalid MLS binary label

Cause: The MLS binary label contained an invalid value, was not the correct size, or contained a level, category, or release category that was not enabled.

Action: Check the DBA_MLS_LABELS view for the valid MLS labels.

ORA-12494: cannot insert or delete a level, category, or release category

Cause: You attempted to insert or delete a level, category, or release category definition.

Action: If the label definition is no longer valid, change its name to one that identifies it as invalid. When any labels are converted to character strings, the new label definition will be used.

ORA-12495: cannot disable an enabled level, category, or release category

Cause: You attempted to disable a level, category, or release category that had previously been enabled. An enabled label definition may exist in some database label, so cannot be disabled.

Action: If the label definition is no longer valid, change its name to one that identifies it as invalid. When any labels are converted to character strings, the new label definition will be used.

ORA-12496: cannot change existing level, category, or release numbers

Cause: You attempted to change the number assigned to level, category or releasability category.

Action: Change the character string representations, not the numbers.

ORA-12497: maximum combined categories exceeds *string*

Cause: The maximum number of descriptive categories plus release categories supported by the MLS policy was exceeded.

Action: Enter numbers that do not add up to more than the maximum.

ORA-12498:

ORA-12500 to ORA-12699

ORA-12500: TNS:listener failed to start a dedicated server process

Cause: The process of starting up a dedicated server process failed. The executable could not be found or the environment may be set up incorrectly.

Action: Turn on tracing at the ADMIN level and reexecute the operation. Verify that the ORACLE Server executable is present and has execute permissions enabled. Ensure that the ORACLE environment is specified correctly in LISTENER.ORA. The Oracle Protocol Adapter that is being called may not be installed on the local hard drive. Please check that the correct Protocol Adapter are successfully linked. If error persists, contact Oracle Customer Support.

ORA-12502: TNS:listener received no CONNECT_DATA from client

Cause: No CONNECT_DATA was passed to the listener.

Action: Check that the service name resolved from TNSNAMES.ORA has the CONNECT_DATA component of the connect descriptor.

ORA-12503: TNS:listener received an invalid REGION from client

Cause: Invalid REGION was passed to the listener.

Action: Check the REGION name specified in the CONNECT_DATA component of the connect descriptor.

ORA-12504: TNS:listener was not given the SERVICE_NAME in CONNECT_DATA

Cause: The listener was not configured with a default service and SERVICE_NAME was missing from the CONNECT_DATA received by the listener.

Action: Possible solutions are: - Configure DEFAULT_SERVICE parameter in LISTENER.ORA with a valid service name. Reload the listener parameter file using reload [<listener_name>]. This should be done by the LISTENER administrator. - If using a service name, Check that the connect descriptor corresponding to the service name in TNSNAMES.ORA has a SERVICE_NAME or SID component in the CONNECT_DATA.

ORA-12505: TNS:listener does not currently know of SID given in connect descriptor

Cause: The listener received a request to establish a connection to a database or other service. The connect descriptor received by the listener specified a SID for an instance (usually a database instance) that either has not yet dynamically registered with the listener or has not been statically configured for the listener. This may be a temporary condition such as after the listener has started, but before the database instance has registered with the listener.

Action: - Wait a moment and try to connect a second time. - Check which instances are currently known by the listener by executing: lsnrctl services *listener name* - Check

that the SID parameter in the connect descriptor specifies an instance known by the listener. - Check for an event in the listener.log file.

ORA-12506: TNS:listener rejected connection based on service ACL filtering

Cause: The client is not present in Service Access Control List.

Action: Add the client's address in Service ACL.

ORA-12508: TNS:listener could not resolve the COMMAND given

Cause: The COMMAND given to listener is not supported.

Action: This is not seen in normal use of Oracle Net.

ORA-12509: TNS:listener failed to redirect client to service handler

Cause: The dispatcher terminated unexpectedly

Action: Attempt to connect again and if the same error occurs, contact the DBA to check the state of the dispatchers for this SID. If the problem persists, turn on tracing in the listener to determine the TNS error caused by the redirect.

ORA-12510: TNS:database temporarily lacks resources to handle the request

Cause: The dispatchers appear to be busy handling other requests.

Action: Attempt the connection again. If error persists, ask the DBA to increase the number of dispatchers and/or dispatchers' limit on number of connections/sessions that they can accept.

ORA-12511: TNS:service handler found but it is not accepting connections

Cause: The dispatchers notified the listener that they temporarily do not accept new connections.

Action: Attempt the connection again. If error persists, contact the DBA to check the state of the dispatchers and/or ask him to increase the number of dispatchers.

ORA-12513: TNS:service handler found but it has registered for a different protocol

Cause: The dispatchers registered for this service are connected to the listener by way of a different network protocol than that of the client.

Action: Contact the DBA to register a dispatcher on your protocol.

ORA-12514: TNS:listener does not currently know of service requested in connect descriptor

Cause: The listener received a request to establish a connection to a database or other service. The connect descriptor received by the listener specified a service name for a service (usually a database service) that either has not yet dynamically registered with the listener or has not been statically configured for the listener. This may be a temporary condition such as after the listener has started, but before the database instance has registered with the listener.

Action: - Wait a moment and try to connect a second time. - Check which services are currently known by the listener by executing: `lsnrctl services listener_name` - Check that the SERVICE_NAME parameter in the connect descriptor of the net service name used specifies a service known by the listener. - If an easy connect naming connect identifier was used, check that the service name specified is a service known by the listener. - Check for an event in the listener.log file.

ORA-12515: TNS:listener could not find a handler for this presentation

Cause: None of the listener's known service handlers are registered as supporting the presentation protocol required by the connecting client.

Action: Check that the destination service is configured to accept the presentation protocol.

ORA-12516: TNS:listener could not find available handler with matching protocol stack

Cause: None of the known and available service handlers for the given SERVICE_NAME support the client's protocol stack: transport, session, and presentation protocols.

Action: Check to make sure that the service handlers (e.g. dispatchers) for the given SERVICE_NAME are registered with the listener, are accepting connections, and that they are properly configured to support the desired protocols.

ORA-12518: TNS:listener could not hand off client connection

Cause: The process of handing off a client connection to another process failed.

Action: Turn on listener tracing and re-execute the operation. Verify that the listener and database instance are properly configured for direct handoff. If problem persists, call Oracle Support.

ORA-12519: TNS:no appropriate service handler found

Cause: The listener could not find any available service handlers that are appropriate for the client connection.

Action: Run "lsnrctl services" to ensure that the instance(s) have registered with the listener, and are accepting connections.

ORA-12520: TNS:listener could not find available handler for requested type of server

Cause: None of the known and available service handlers for requested type of server (dedicated or shared) are appropriate for the client connection.

Action: Run "lsnrctl services" to ensure that the instance(s) have registered with the listener and that the appropriate handlers are accepting connections.

ORA-12521: TNS:listener does not currently know of instance requested in connect descriptor

Cause: The listener received a request to establish a connection to a database or other service. The connect descriptor received by the listener specified in addition to the service name an instance name for an instance (usually a database instance) that either has not yet dynamically registered with the listener or has not been statically configured for the listener. This may be a temporary condition such as after the listener has started, but before the database instance has registered with the listener.

Action: - Wait a moment and try to connect a second time. - Check which instances are currently known by the listener by executing: lsnrctl services *listener name* - Check that the INSTANCE_NAME parameter in the connect descriptor specifies an instance name known by the listener. - Check for an event in the listener.log file.

ORA-12522: TNS:listener could not find available instance with given INSTANCE_ROLE

Cause: There are not any available and appropriate database instances registered with the listener, that are part of the service identified by SERVICE_NAME given in the connect descriptor and that have the specified INSTANCE_ROLE (and INSTANCE_NAME, if specified).

Action: Check to make sure that the INSTANCE_ROLE specified is correct. Run "lsnrctl services" to ensure that the instance(s) have registered with the listener and that they are ready to accept connections.

ORA-12523: TNS:listener could not find instance appropriate for the client connection

Cause: The listener could not find any available (database) instances, that are appropriate for the client connection.

Action: Run "lsnrctl services" to ensure that the instance(s) are registered with the listener, and have status READY.

ORA-12524: TNS:listener could not resolve HANDLER_NAME given in connect descriptor

Cause: The HANDLER_NAME in the CONNECT_DATA was not found in the listener's tables for the specified SERVICE_NAME and INSTANCE_NAME.

Action: Check to make sure that the HANDLER_NAME specified is correct.

ORA-12525: TNS:listener has not received client's request in time allowed

Cause: The listener disconnected the client because the client failed to provide the necessary connect information within the allowed time interval. This may be a result of network or system delays; or this may indicate that a malicious client is trying to cause a Denial of Service attack on the listener.

Action: If the error occurred because of a slow network or system, reconfigure INBOUND_CONNECT_TIMEOUT to a larger value. If a malicious client is suspected, use the address in listener.log to identify the source and restrict access. Turn on tracing for more information.

ORA-12526: TNS:listener: all appropriate instances are in restricted mode

Cause: Database instances supporting the service requested by the client were in restricted mode. The Listener does not allow connections to instances in restricted mode. This condition may be temporary, such as during periods when database administration is performed.

Action: Attempt the connection again. If error persists, then contact the database administrator to change the mode of the instance, if appropriate.

ORA-12527: TNS:listener: all instances are in restricted mode or blocking new connections

Cause: All appropriate database instances supporting the service requested by the client reported that they either were in restricted mode or were blocking the new connections. The Listener does not allow connections to such instances. This condition may be temporary, such as at instance startup.

Action: Attempt the connection again. If error persists, then contact the database administrator to check the status of the instances.

ORA-12528: TNS:listener: all appropriate instances are blocking new connections

Cause: All instances supporting the service requested by the client reported that they were blocking the new connections. This condition may be temporary, such as at instance startup.

Action: Attempt the connection again. If error persists, then contact the administrator to check the status of the instances.

ORA-12529: TNS:connect request rejected based on current filtering rules

Cause: Connection Manager and its listener were configured with filtering rules specifying that the connect request be rejected.

Action: If this connect request should be allowed, then contact the administrator to modify the filtering rules.

ORA-12530: TNS:listener: rate limit reached

Cause: Listener has reached connection or service rate limit and hence rejected the connection.

Action: Attempt the connection again. If the error occurs frequently, contact the database administrator to increase connection or service rate limit.

ORA-12531: TNS:cannot allocate memory

Cause: Sufficient memory could not be allocated to perform the desired activity.

Action: Either free some resource for TNS, or add more memory to the machine. For further details, turn on tracing and reexecute the operation.

ORA-12532: TNS:invalid argument

Cause: An internal function received an invalid parameter.

Action: Not normally visible to the user. For further details, turn on tracing and reexecute the operation. If error persists, contact Oracle Customer Support.

ORA-12533: TNS:illegal ADDRESS parameters

Cause: An illegal set of protocol adapter parameters was specified. In some cases, this error is returned when a connection cannot be made to the protocol transport.

Action: Verify that the destination can be reached using the specified protocol. Check the parameters within the ADDRESS section of TNSNAMES.ORA. Legal ADDRESS parameter formats may be found in the Oracle operating system specific documentation for your platform. Protocols that resolve names at the transport layer (such as DECnet object names) are vulnerable to this error if not properly configured or names are misspelled.

ORA-12534: TNS:operation not supported

Cause: An internal function received a request to perform an operation that is not supported (on this machine).

Action: Not normally visible to the user. For further details, turn on tracing and reexecute the operation. If error persists, contact Oracle Customer Support.

ORA-12535: TNS:operation timed out

Cause: The requested operation could not be completed within the time out period.

Action: Look at the documentation on the secondary errors for possible remedy. See SQLNET.LOG to find secondary error if not provided explicitly. Turn on tracing to gather more information.

ORA-12536: TNS:operation would block

Cause: An internal operation did not commence because to do so would block the current process and the user has requested that operations be non-blocking.

Action: None needed; this is an information message.

ORA-12537: TNS:connection closed

Cause: "End of file" condition has been reached; partner has disconnected.

Action: None needed; this is an information message.

ORA-12538: TNS:no such protocol adapter

Cause: The protocol adapter requested (by way of the "(PROTOCOL=..)" keyword-value pair in a TNS address) is unknown. If the supplied address is typographically correct then the protocol adapter is not installed.

Action: Install the protocol adapter or correct typographically error, as appropriate.
Note: if the supplied address was derived from resolving the service name, check the address in the appropriate file (TNSNAMES.ORA, LISTENER.ORA or SQLNET.ORA).

ORA-12539: TNS:buffer over- or under-flow

Cause: Buffer too small for incoming data or too large for outgoing data.

Action: This restriction (which is associated with CONNECT DATA) is not normally visible to the user. For further details, turn on tracing and reexecute the operation; contact Oracle Customer Support.

ORA-12540: TNS:internal limit restriction exceeded

Cause: Too many TNS connections open simultaneously.

Action: Wait for connections to close and re-try.

ORA-12541: TNS:no listener

Cause: The connection request could not be completed because the listener is not running.

Action: Ensure that the supplied destination address matches one of the addresses used by the listener - compare the TNSNAMES.ORA entry with the appropriate LISTENER.ORA file (or TNSNAV.ORA if the connection is to go by way of an Interchange). Start the listener on the remote machine.

ORA-12542: TNS:address already in use

Cause: Specified listener address is already being used.

Action: Start your listener with a unique address.

ORA-12543: TNS:destination host unreachable

Cause: Contact can not be made with remote party.

Action: Make sure the network driver is functioning and the network is up.

ORA-12544: TNS:contexts have different wait/test functions

Cause: Two protocol adapters have conflicting wait/test functions.

Action: Not normally visible to the user. For further details, turn on tracing and reexecute the operation. If error persists, contact Oracle Customer Support.

ORA-12545: Connect failed because target host or object does not exist

Cause: The address specified is not valid, or the program being connected to does not exist.

Action: Ensure the ADDRESS parameters have been entered correctly; the most likely incorrect parameter is the node name. Ensure that the executable for the server exists (perhaps "oracle" is missing.) If the protocol is TCP/IP, edit the TNSNAMES.ORA file to change the host name to a numeric IP address and try again.

ORA-12546: TNS:permission denied

Cause: User has insufficient privileges to perform the requested operation.

Action: Acquire necessary privileges and try again.

ORA-12547: TNS:lost contact

Cause: Partner has unexpectedly gone away, usually during process startup.

Action: Investigate partner application for abnormal termination. On an Interchange, this can happen if the machine is overloaded.

ORA-12548: TNS:incomplete read or write

Cause: A data send or receive failed.

Action: Not normally visible to the user. For further details, turn on tracing and reexecute the operation. If error persists, contact Oracle Customer Support.

ORA-12549: TNS:operating system resource quota exceeded

Cause: The current user has exceeded the allotted resource assigned in the operating system.

Action: Acquire more operating system resource, or perform a different function.

ORA-12550: TNS:syntax error

Cause: The supplied connect descriptor contains illegal syntax.

Action: Check the syntax of the connect descriptor in TNSNAMES.ORA.

ORA-12551: TNS:missing keyword

Cause: The supplied connect descriptor is missing one or more TNS keywords.

Action: Check the syntax, and ensure all required keywords are present.

ORA-12552: TNS:operation was interrupted

Cause: An internal operation was interrupted and could not complete.

Action: Not normally visible to the user. For further details, turn on tracing and reexecute the operation. If error persists, contact Oracle Customer Support.

ORA-12554: TNS:current operation is still in progress

Cause: An internal operation is still in progress.

Action: Not normally visible to the user. For further details, turn on tracing and reexecute the operation. If error persists, contact Oracle Customer Support.

ORA-12555: TNS:permission denied

Cause: User has insufficient privileges to perform the requested operation.

Action: Acquire necessary privileges and try again.

ORA-12556: TNS:no caller

Cause: TNS detected an incoming connect request but there was no caller.

Action: Not normally visible to the user. For further details, turn on tracing and reexecute the operation. If error persists, contact Oracle Customer Support.

ORA-12557: TNS:protocol adapter not loadable

Cause: On some platforms (such as OS/2) protocol adapters are loaded at run-time. If the shared library (or DLL) for the protocol adapter is missing or one of its supporting libraries is missing then this error is returned.

Action: For further details, turn on tracing and reexecute the operation. The trace file will include the name of the shared library (or DLL) that could not be loaded.

ORA-12558: TNS:protocol adapter not loaded

Cause: On some platforms (such as OS/2) protocol adapters are loaded at run-time. If the shared library (or DLL) for the protocol adapter has not been loaded, then this error is returned.

Action: For further details, turn on tracing and reexecute the operation. The trace file will have the name of the shared library (or DLL) that has not been loaded.

ORA-12560: TNS:protocol adapter error

Cause: A generic protocol adapter error occurred.

Action: Check addresses used for proper protocol specification. Before reporting this error, look at the error stack and check for lower level transport errors. For further details, turn on tracing and reexecute the operation. Turn off tracing when the operation is complete.

ORA-12561: TNS:unknown error

Cause: A generic protocol error occurred.

Action: For further details, turn on tracing and reexecute the operation.

ORA-12562: TNS:bad global handle

Cause: Internal error - bad 'gbh' argument passed to TNS from caller. System may have been linked with old libraries.

Action: Not normally visible to the user, contact Oracle Customer Support.

ORA-12563: TNS:operation was aborted

Cause: NT operation was interrupted by the upper layer.

Action: None

ORA-12564: TNS:connection refused

Cause: The connect request was denied by the remote user (or TNS software).

Action: Not normally visible to the user. For further details, turn on tracing and reexecute the operation.

ORA-12566: TNS:protocol error

Cause: An unexpected TNS protocol error has occurred.

Action: For further details, turn on tracing and reexecute the operation. If error persists, contact Oracle Customer Support.

ORA-12569: TNS:packet checksum failure

Cause: The data received is not the same as the data sent.

Action: Attempt the transaction again. If the error is persistent, turn on tracing and reexecute the operation.

ORA-12570: TNS:packet reader failure

Cause: An error occurred during a data receive.

Action: Not normally visible to the user. For further details, turn on tracing and reexecute the operation. If error persists, contact Oracle Customer Support.

ORA-12571: TNS:packet writer failure

Cause: An error occurred during a data send.

Action: Not normally visible to the user. For further details, turn on tracing and reexecute the operation. If error persists, contact Oracle Customer Support.

ORA-12574: TNS:Application generated error

Cause: This error was generated by peer application. Please see secondary errors for the actual cause.

Action: Action should be taken on secondary error.

ORA-12575: TNS:dhctx busy

Cause: The handoff over a dhctx failed as dhctx was already busy with an ongoing handoff.

Action: Not normally visible to the user. For further details, turn on tracing and reexecute the operation. If error persists, contact Oracle Customer Support.

ORA-12576: TNS:handoff not supported for this session

Cause: Handoff of a established session was attempted which either had tcps as its transport or NA options were enabled for this session.

Action: Check the transport setting as well as NA options. If error persists, contact Oracle Customer Support.

ORA-12578: TNS:wallet open failed

Cause: An error was encountered while trying to open the specified wallet.

Action: For further details, turn on tracing and re-execute the operation.

ORA-12582: TNS:invalid operation

Cause: An internal function received an invalid request.

Action: Not normally visible to the user. For further details, turn on tracing and reexecute the operation. If error persists, contact Oracle Customer Support.

ORA-12583: TNS:no reader

Cause: A send operation has been requested but partner has already disconnected.

Action: Not normally visible to the user. For further details, turn on tracing and reexecute the operation. If error persists, contact Oracle Customer Support.

ORA-12585: TNS:data truncation

Cause: A receive operation has completed with insufficient data to satisfy the user's request.

Action: Not normally visible to the user. For further details, turn on tracing and reexecute the operation. If error persists, contact Oracle Customer Support.

ORA-12589: TNS:connection not bequeathable

Cause: An attempt to hand-off a connection from one process to another has failed because the protocol provider does not support it.

Action: Not normally visible to the user. For further details, turn on tracing and reexecute the operation. If error persists, contact Oracle Customer Support.

ORA-12590: TNS:no I/O buffer

Cause: An attempt to perform an I/O operation failed because no buffer was available.

Action: Not normally visible to the user. For further details, turn on tracing and reexecute the operation. If error persists, contact Oracle Customer Support.

ORA-12591: TNS:event signal failure

Cause: The TNS software is unable to signal an event occurrence.

Action: For further details, turn on tracing and reexecute the operation. If error persists, contact Oracle Customer Support.

ORA-12592: TNS:bad packet

Cause: An ill-formed packet has been detected by the TNS software.

Action: For further details, turn on tracing and reexecute the operation. If error persists, contact Oracle Customer Support.

ORA-12593: TNS:no registered connection

Cause: An attempt to solicit network event activity has failed because no connections are registered for event notification.

Action: Not normally visible to the user. For further details, turn on tracing and reexecute the operation. If error persists, contact Oracle Customer Support.

ORA-12595: TNS:no confirmation

Cause: TNS is unable to get requested confirmation acknowledgment from remote partner.

Action: Not normally visible to the user. For further details, turn on tracing and reexecute the operation. If error persists, contact Oracle Customer Support.

ORA-12596: TNS:internal inconsistency

Cause: TNS has detected an internal inconsistency.

Action: Not normally visible to the user. For further details, turn on tracing and reexecute the operation and contact Oracle Customer Support.

ORA-12597: TNS:connect descriptor already in use

Cause: Internal error - illegal use of connect descriptor.

Action: Not normally visible to the user. For further details, turn on tracing and reexecute the operation. If error persists, contact Oracle Customer Support.

ORA-12598: TNS:banner registration failed

Cause: The registration of a product banner with the Oracle server failed.

Action: This is an error which is not normally visible externally. Enable tracing and attempt to repeat the error. If it occurs again, contact Oracle Customer Support.

ORA-12599: TNS:cryptographic checksum mismatch

Cause: The data received is not the same as the data sent.

Action: Attempt the transaction again. If error persists, check (and correct) the integrity of your physical connection.

ORA-12600: TNS: string open failed

Cause: The creation of a string in ORACLE NLS format failed.

Action: This is an internal error, enable tracing and attempt to repeat the error. If it occurs again, contact Oracle Customer Support.

ORA-12601: TNS:information flags check failed

Cause: The TNS information flags set by the process prior to connection negotiation were not present after the negotiation was finished.

Action: This is an internal error. Enable tracing and attempt to repeat the error. If it occurs again, contact Oracle Customer Support.

ORA-12602: TNS: Connection Pooling limit reached

Cause: The operation failed because maximum active current connections has been reached. It may not be a real error when the Connection Pooling feature is enabled. It is possible that the application later reissues the operation and successfully grabs the connection pool slot and proceeds.

Action: This is an internal error. Enable tracing and attempt to repeat the error. If it occurs again, contact Oracle Customer Support.

ORA-12606: TNS: Application timeout occurred

Cause: A network session did not reach an application-defined stage within the allowed time interval.

Action: This is an error which does not normally appear at the high level. The action to take is application specific, and is detailed in the higher level error description.

ORA-12607: TNS: Connect timeout occurred

Cause: A network session did not reach a predefined connect stage within the allowed time interval.

Action: This is an error which does not normally appear at the high level. The action to take is application specific, and is detailed in the higher level error description.

ORA-12608: TNS: Send timeout occurred

Cause: The send or write operation did not complete within the allowed time interval.

Action: Check if the peer host is available. Increase the send timeout value if necessary.

ORA-12609: TNS: Receive timeout occurred

Cause: The receive or read operation did not complete within the allowed time interval.

Action: Check if the peer host is available. Increase the receive timeout value if necessary.

ORA-12611: TNS:operation is not portable

Cause: Attempted operation is not portable.

Action: Not normally visible to the user. For further details, turn on tracing and reexecute the operation. If error persists, contact Oracle Customer Support.

ORA-12612: TNS:connection is busy

Cause: Attempted operation failed because it conflicts with an ongoing action or status of the connection.

Action: Not normally visible to the user. For further details, turn on tracing and reexecute the operation. If error persists, contact Oracle Customer Support.

ORA-12615: TNS:preempt error

Cause: A request to service an event failed because no event notification has yet been posted.

Action: Not normally visible to the user. For further details, turn on tracing and reexecute the operation. If error persists, contact Oracle Customer Support.

ORA-12616: TNS:no event signals

Cause: The operation failed because the type of data specified is unknown.

Action: Not normally visible to the user. For further details, turn on tracing and reexecute the operation. If error persists, contact Oracle Customer Support.

ORA-12618: TNS:versions are incompatible

Cause: The two machines are running incompatible versions of TNS.

Action: Check the version numbers, and upgrade the machine with the smaller one.

ORA-12619: TNS:unable to grant requested service

Cause: The connect request failed because requested service could not be provided by the local TNS software.

Action: If appropriate, reexecute with reduced service requirements.

ORA-12620: TNS:requested characteristic not available

Cause: The connect request failed because a requested transport characteristic could not be supported by the remote TNS software.

Action: If appropriate, reexecute with reduced requirements.

ORA-12622: TNS:event notifications are not homogeneous

Cause: An attempt to register a connection for event notification failed because the event notification type conflicts with existing registrations.

Action: Not normally visible to the user. For further details, turn on tracing and reexecute the operation and contact Oracle Customer Support.

ORA-12623: TNS:operation is illegal in this state

Cause: Connection is half-duplex and a full-duplex operation was attempted.

Action: Not normally visible to the user. For further details, turn on tracing and reexecute the operation. If error persists, contact Oracle Customer Support.

ORA-12624: TNS:connection is already registered

Cause: An attempt to register a connection for event notification failed because the connection is already registered.

Action: Not normally visible to the user. For further details, turn on tracing and reexecute the operation and contact Oracle Customer Support.

ORA-12625: TNS:missing argument

Cause: An operation failed because an argument was missing"

Action: Not normally visible to the user. For further details, turn on tracing and reexecute the operation and contact Oracle Customer Support.

ORA-12626: TNS:bad event type

Cause: An attempt to register a connection for event notification failed because the event type is unknown.

Action: Not normally visible to the user. For further details, turn on tracing and reexecute the operation and contact Oracle Customer Support.

ORA-12628: TNS:no event callbacks

Cause: An attempt to register a connection for event notification failed because asynchronous callbacks are not available.

Action: Not normally visible to the user. For further details, turn on tracing and reexecute the operation and contact Oracle Customer Support.

ORA-12629: TNS:no event test

Cause: An attempt to register a connection for event notification failed because the ability to test for events is not available.

Action: Not normally visible to the user. For further details, turn on tracing and reexecute the operation and contact Oracle Customer Support.

ORA-12630: Native service operation not supported

Cause: An operation requested by a user is not supported by the native services component.

Action: This may be an internal error if the operation should have been supported.

ORA-12631: Username retrieval failed

Cause: The authentication service failed to retrieve the name of a user.

Action: Enable tracing to determine which routine is failing.

ORA-12632: Role fetch failed

Cause: The authentication service failed to retrieve one of the user's roles.

Action: Enable tracing to determine which routine is failing.

ORA-12633: No shared authentication services

Cause: The list of authentication services specified by the user does not match those supported by the process.

Action: Either specify another list or relink the executable with the desired services.

ORA-12634: Memory allocation failed

Cause: Process was unable to allocate memory.

Action: Terminate other processes in order to reclaim needed memory.

ORA-12635: No authentication adapters available

Cause: The executable was not linked with any authentication service adapters but the sqlnet.ora parameter that determines whether or not authentication is required was set to true.

Action: Either disable the parameter or relink the executable with service adapters.

ORA-12636: Packet send failed

Cause: A process was unable to send a packet to another process. Possible causes are: 1. The other process was terminated. 2. The machine on which the other process is running went down. 3. Some other communications error occurred.

Action: If the cause is not obvious, contact Oracle Customer Support.

ORA-12637: Packet receive failed

Cause: A process was unable to receive a packet from another process. Possible causes are: 1. The other process was terminated. 2. The machine on which the other process is running went down. 3. Some other communications error occurred.

Action: If the cause is not obvious, contact Oracle Customer Support.

ORA-12638: Credential retrieval failed

Cause: The authentication service failed to retrieve the credentials of a user.

Action: Enable tracing to determine the exact error.

ORA-12639: Authentication service negotiation failed

Cause: No match was found between the types of authentication services that the client supports and those that the server is using.

Action: Possible solutions: 1. Change the entry in sqlnet.ora that determines which services are to be used. 2. Relink the client with at least one of the authentication service adapters that the server supports. 3. Relink the server with at least one of the

authentication service adapters that the client supports. 4. Disable authentication on both the client and server.

ORA-12640: Authentication adapter initialization failed

Cause: The function specified in the authentication table entry for the service failed.

Action: Enable tracing to determine the exact error.

ORA-12641: Authentication service failed to initialize

Cause: The authentication service failed during initialization.

Action: Enable tracing to determine the exact error.

ORA-12642: No session key

Cause: A process has no session key associated with it because the authentication service being used does not use one.

Action: If a session key is required, use another authentication service.

ORA-12643: Client received internal error from server

Cause: The client process received an error from the server that indicated that an internal Oracle Net native services error had occurred.

Action: Enable tracing on both processes and attempt to recreate the problem. If successful in recreating the problem, contact Oracle Customer Support.

ORA-12645: Parameter does not exist.

Cause: A sqlnet.ora parameter from which a value was needed does not exist.

Action: Set the parameter in the parameter file.

ORA-12646: Invalid value specified for boolean parameter

Cause: The value specified for a parameter was set to a value other than true/false or on/off.

Action: Correct the value of the parameter.

ORA-12647: Authentication required

Cause: The parameter that controls whether authentication is required was set to true, but the executable does not have an authentication service linked in.

Action: Either re-link the executable with an authentication service adapter or disable the parameter.

ORA-12648: Encryption or data integrity algorithm list empty

Cause: A list-of-algorithms parameter was empty, e.g. "()".

Action: Change the list to contain the name of at least one installed algorithm, or remove the list entirely if every installed algorithm is acceptable.

ORA-12649: Unknown encryption or data integrity algorithm

Cause: A list-of-algorithms parameter included an algorithm name that was not recognized.

Action: Either remove that algorithm name, correct it if it was misspelled, or install the driver for the missing algorithm.

ORA-12650: No common encryption or data integrity algorithm

Cause: The client and server have no algorithm in common for either encryption or data integrity or both.

Action: Choose sets of algorithms that overlap. In other words, add one of the client's algorithm choices to the server's list or vice versa.

ORA-12651: Encryption or data integrity algorithm unacceptable

Cause: The algorithm the server chose to use for encryption or data integrity was not one of the choices acceptable to the client. This is either the result of an internal error, of a network data transmission error, or of deliberate tampering with the transmitted data.

Action: For further details, turn on tracing, re-execute the operation, and contact Oracle Customer Support.

ORA-12652: String truncated

Cause: Not enough memory was allocated for a string so it had to be truncated

Action: If it is OK that the string is truncated, then it is not an error. Otherwise, call the routine that reported the error again with a larger string buffer.

ORA-12653: Authentication control function failed

Cause: The control function utilized by the authentication service driver failed.

Action: Enable tracing to determine the exact error.

ORA-12654: Authentication conversion failed

Cause: The authentication service was unable to convert the credentials of a user from the format specific to the format into the ORACLE format.

Action: Enable tracing to determine the exact error.

ORA-12655: Password check failed

Cause: The authentication service being used was unable to verify the provided password.

Action: Enable tracing to determine the exact error.

ORA-12656: Cryptographic checksum mismatch

Cause: The cryptographic checksum received with a packet of incoming data didn't match the checksum computed by the receiving end. This indicates that the packet was tampered with or otherwise corrupted in transit.

Action: Look for sources of data corruption, perhaps including deliberate tampering.

ORA-12657: No algorithms installed

Cause: The near side of the connection required the use of a service (either encryption or checksumming) when no algorithms for that service were installed.

Action: Remove the "ON" requirement for that service.

ORA-12658: ANO service required but TNS version is incompatible

Cause: A client process that is running an earlier version of TNS attempted to connect but the connection failed because the server process required that an ANO service (authentication, encryption, etc.) be used.

Action: Relink the calling executable and retry the connection or eliminate the requirement that the service be used on the server side.

ORA-12659: Error received from other process

Cause: An error was received by one or more services from the process on the other side of the connection.

Action: Enable tracing to determine the exact error(s). The error(s) is (are) not returned directly because an error generated by a server may not make sense on the client side and vice-versa.

ORA-12660: Encryption or crypto-checksumming parameters incompatible

Cause: One side of the connection specified "REQUIRED" for encryption or crypto-checksumming, while the other side specified "REJECTED".

Action: Change the "REQUIRED" side to "REQUESTED" if the you want encryption or crypto-checksumming to be optional, or change the "REJECTED" side to "ACCEPTED" if you do not want the service to be optional.

ORA-12661: Protocol authentication to be used

Cause: The authentication service has determined that the Oracle Net transport protocol in use is to be utilized to authenticate a user's identity.

Action: This error is used solely to communicate information between the authentication service and the Oracle Net session layer and should not normally be visible. If the error is seen, contact Oracle Worldwide Support.

ORA-12662: proxy ticket retrieval failed

Cause: The authentication adapter used by Oracle Net failed to retrieve the credentials needed to authenticate a database link.

Action: Enable tracing to determine the exact error.

ORA-12663: Services required by client not available on the server

Cause: Service(s) that was (were) required by the client process were not available on the server process.

Action: Configure the server with the services required by the client (best solution) or delete the requirement from the configuration file of the client (least secure).

ORA-12664: Services required by server not available on the client

Cause: Service(s) that was (were) required by the server process were not available on the client process.

Action: Configure the client with the services required by the server (best solution) or delete the requirement from the configuration file of the server (least secure).

ORA-12665: NLS string open failed

Cause: A native service was unable to make a string available for use by the National Language Support component.

Action: Make sure the National Language Support component has been properly. If it has, enable tracing and report the problem to Customer Support.

ORA-12666: Dedicated server: outbound transport protocol different from inbound

Cause: The protocol specified for an externally-identified outbound connection from a dedicated server (database link) was not the same as that used for the inbound connection. It is not possible for Oracle Net to authenticate a proxy connection that uses a protocol that is different from that which was used for the connection to the dedicated server.

Action: Specify the same protocol in the Oracle Net connect descriptor for the outbound connection as that used for the inbound connection.

ORA-12667: Shared server: outbound transport protocol different from inbound

Cause: The protocol specified for an externally-identified outbound connection from a shared server (database link) was not the same as that used for the inbound connection. It is not possible for Oracle Net to authenticate a proxy connection that uses a protocol that is different from that which was used for the connection to the shared server.

Action: Specify the same protocol in the Oracle Net connect descriptor for the outbound connection as that used for the inbound connection

ORA-12668: Dedicated server: outbound protocol does not support proxies

Cause: The protocol specified to perform an externally-identified proxy connection (database link) from a dedicated server does not support proxy connections.

Action: Specify a protocol in the Oracle Net connect descriptor used for the connection that does support externally-authenticated proxy connections. NOTE: Because of a limitation in Oracle Net, the protocol used for the proxy connection must be the same as that used for the connection from the client to the server.

ORA-12669: Shared server: outbound protocol does not support proxies

Cause: The protocol specified to perform an externally-identified proxy connection (database link) from a shared server does not support proxy connections.

Action: Specify a protocol in the Oracle Net connect descriptor used for the connection that does support externally-authenticated proxy connections. NOTE: Because of a limitation in Oracle Net, the protocol used for the proxy connection must be the same as that used for the connection from the client to the server.

ORA-12670: Incorrect role password

Cause: A password supplied for a role could not be validated by the authentication service.

Action: Supply the correct password.

ORA-12671: Shared server: adapter failed to save context

Cause: The adapter for the authentication service failed when it tried to save the data needed for proxy connections (database links) through the shared server.

Action: Enable tracing to determine the exact error. Contact Oracle Customer Support if the reason is not obvious.

ORA-12672: Database logon failure

Cause: The authentication service adapter in use encountered an error it attempted to validate the logon attempt of a user.

Action: Enable tracing to determine the exact error encountered by the adapter.

ORA-12673: Dedicated server: context not saved

Cause: A connection was marked as being a proxy connection (database link) from a dedicated server but no inbound context was present.

Action: This error should not normally be visible to the user. Contact Oracle Customer Support.

ORA-12674: Shared server: proxy context not saved

Cause: A connection was marked as being a proxy connection (database link) from a shared server but no inbound context was present.

Action: This error should not normally be visible to the user. Contact Oracle Customer Support.

ORA-12675: External user name not available yet

Cause: The authentication service in use was not able to return the external name of a user of the ORACLE server because it is not available to the service yet.

Action: This is just an informational message and should not normally be visible to the user. If the error does appear, contact Oracle Customer Support.

ORA-12676: Server received internal error from client

Cause: The server process received an error from the client which indicated that an internal Oracle Net native services error had occurred.

Action: Enable tracing on both processes and attempt to recreate the problem. If the problem recurs, contact Oracle Customer Support.

ORA-12677: Authentication service not supported by database link

Cause: The authentication service used by the proxy process (database link) was unable to find the adapter being used by the client in its list of authentication mechanisms.

Action: Specify an authentication adapter that is shared by the client and the server being used for the database link.

ORA-12678: Authentication disabled but required

Cause: The configuration parameters that control whether authentication is disabled or required were both set to TRUE.

Action: Set one or both of the parameters to FALSE.

ORA-12679: Native services disabled by other process but required

Cause: The remote process has disabled native services but the local process requires them.

Action: Enable native services on the remote process or disable them locally.

ORA-12680: Native services disabled but required

Cause: The process has disabled native services but at least one service is required.

Action: Enable native services or change the configuration file so that none of the available services are required.

ORA-12681: Login failed: the SecurID card does not have a pincode yet

Cause: The SecurID card that is used to logon to Oracle, does not have a pincode assigned to it.

Action: Use one of the programs supplied by Security Dynamics to assign a pincode to the card.

ORA-12682: Login failed: the SecurID card is in next PRN mode

Cause: The SecurID card and the SecurID server are out of sync and the server requires the next cardcode to resynchronize the card.

Action: Use one of the programs supplied by Security Dynamics to resynchronize the SecurID card.

ORA-12683: encryption/crypto-checksumming: no Diffie-Hellman seed

Cause: The "sqlnet.crypto_seed" parameter is missing from the SQLNET.ORA parameters file.

Action: Add this line to SQLNET.ORA: sqlnet.crypto_seed = "randomly-chosen text"

ORA-12684: encryption/crypto-checksumming: Diffie-Hellman seed too small

Cause: The "sqlnet.crypto_seed" parameter in the SQLNET.ORA parameter file is too small.

Action: Add more randomly-chosen text to it, perhaps using Network Manager.

ORA-12685: Native service required remotely but disabled locally

Cause: A native service is required by the remote process but native services have been disabled locally.

Action: Enable native services locally or change the configuration parameters on the remote host so that no native services are required.

ORA-12686: Invalid command specified for a service

Cause: An operation which does not exist was specified for a native service.

Action: This is a programming error and should not normally be visible to the user. If the error does appear, contact Oracle Customer Support.

ORA-12687: Credentials expired.

Cause: The credentials that are used to authenticate the user for the requested connection have expired.

Action: Renew your credentials. Refer to the documentation specific for your Network Authentication Adapter on how to do this.

ORA-12688: Login failed: the SecurID server rejected the new pincode

Cause: There are a number of reasons why the SecurID server would refuse a pincode: - The user might not have permission to make up his own pincode. - The pincode was either too short or too long. Valid pincodes consist of minimal four, but no more than eight characters. - The pincode contains any non alphanumeric characters.

Action: Reexecute the operation and make sure to use a pincode that satisfies the above requirements. If the problem persists, turn on tracing at the Oracle Server side of the connection and examine the trace file for the exact error.

ORA-12689: Server Authentication required, but not supported

Cause: Server Authentication is required for this connection, but not supported by both sides of the connection.

Action: Make sure both sides of the connection have the correct version of Advanced Networking Option, and that the Authentication Adapter supports Server Authentication.

ORA-12690: Server Authentication failed, login cancelled

Cause: Server Authentication is required, but the server's credentials were found invalid by the client.

Action: Make sure that the server has a valid set of credentials. Refer to your authentication adapter specific documentation on how to do this.

ORA-12696: Double Encryption Turned On, login disallowed

Cause: The user is using a Secure Protocol Adapter that has Encryption turned ON as well as ANO Encryption.

Action: Turn OFF either ANO Encryption or the Protocol Adapter Encryption if possible. Refer to the Administrator's Guide on how to do this.

ORA-12699: Native service internal error

Cause: An internal error occurred in the native services component.

Action: Enable tracing to determine the exact error. Contact Oracle Customer Support.

ORA-12700 to ORA-19400

ORA-12700: invalid NLS parameter value (*string*)

Cause: An invalid or unknown NLS configuration parameter was specified.

Action: n/a

ORA-12701: CREATE DATABASE character set is not known

Cause: The character set specified when creating the database is unknown.

Action: n/a

ORA-12702: invalid NLS parameter string used in SQL function

Cause: An unknown parameter name or invalid value is specified in a NLS parameter string.

Action: n/a

ORA-12703: this character set conversion is not supported

Cause: The requested conversion between two character sets in the CONVERT function is not implemented

Action: n/a

ORA-12704: character set mismatch

Cause: One of the following: - The string operands (other than an nlsparams argument) to an operator or built-in function do not have the same character set. - An nlsparams operand is not in the database character set. - String data with character set other than the database character set is passed to a built-in function not expecting it. - The second argument to CHR() or CSCONVERT() is not CHAR_CS or NCHAR_CS. - A string expression in the VALUES clause of an INSERT statement, or the SET clause of an UPDATE statement, does not have the same character set as the column into which the value would be inserted. - A value provided in a DEFAULT clause when creating a table does not have the same character set as declared for the column. - An argument to a PL/SQL function does not conform to the character set requirements of the corresponding parameter.

Action: n/a

ORA-12705: Cannot access NLS data files or invalid environment specified

Cause: Either an attempt was made to issue an ALTER SESSION command with an invalid NLS parameter or value; or the environment variable(s) NLS_LANG, ORA_NLSxx, or ORACLE_HOME was incorrectly specified, therefore the NLS data files cannot be located.

Action: Check the syntax of the ALTER SESSION command and the NLS parameter, correct the syntax and retry the statement, or specify the correct directory path/values in the environment variables.

ORA-12706: this CREATE DATABASE character set is not allowed

Cause: It is not allowed to create a database on a native ASCII-based machine using an EBCDIC-based character set, and vice versa.

Action: n/a

ORA-12707: error while getting create database NLS parameter *string*

Cause: Internal error

Action: n/a

ORA-12708: error while loading create database NLS parameter *string*

Cause: Internal error

Action: n/a

ORA-12709: error while loading create database character set

Cause: Internal error

Action: n/a

ORA-12710: CREATE CONTROLFILE character set is not known

Cause: The character set specified when creating the control file is unknown.

Action: n/a

ORA-12711: this CREATE CONTROLFILE character set is not allowed

Cause: It is not allowed to create a control file on a native ASCII-based machine using an EBCDIC-based character set, and vice versa.

Action: n/a

ORA-12712: new character set must be a superset of old character set

Cause: When you ALTER DATABASE ... CHARACTER SET, the new character set must be a superset of the old character set. For example, WE8ISO8859P1 is not a superset of the WE8DEC.

Action: Specify a superset character set.

ORA-12713: Character data loss in NCHAR/CHAR conversion

Cause: When character set conversion happened between CHAR and NCHAR either implicitly or explicitly, some characters were lost due to no mapping characters in the destination character set.

Action: Ensure that all the characters can be mapped to characters in the destination character set or set NLS_NCHAR_CONV_EXCP to be FALSE.

ORA-12714: invalid national character set specified

Cause: Only UTF8 and AL16UTF16 are allowed to be used as the national character set

Action: Ensure that the specified national character set is valid

ORA-12715: invalid character set specified

Cause: The character set specified is not allowed for this operation or is invalid

Action: Ensure that the specified character set is valid

ORA-12716: Cannot ALTER DATABASE CHARACTER SET when CLOB data exists

Cause: CLOB data changes representation to Unicode when converting to a multibyte character set and must be migrated

Action: Remove CLOB data as listed in the alert file. CLOB data can be migrated by methods such as import/export

ORA-12717: Cannot issue ALTER DATABASE NATIONAL CHARACTER SET when NCLOB, NCHAR or NVARCHAR2 data exists

Cause: NCLOB, NCHAR or NVARCHAR2 data changed the representation to Unicode when converting to a multibyte character set and must be migrated.

Action: Remove NCLOB, NCHAR or NVARCHAR2 data as listed in the alert file. The above type data can be migrated by methods such as import/export.

ORA-12718: operation requires connection as SYS

Cause: This command can only be run when connecting as SYS

Action: Connect as SYS to run this command

ORA-12719: operation requires database is in RESTRICTED mode

Cause: This command can only be run when the database is in RESTRICTED mode

Action: Ensure that the system is in RESTRICTED mode

ORA-12720: operation requires database is in EXCLUSIVE mode

Cause: This command can only be run when the database is in EXCLUSIVE mode

Action: Ensure that the system is in EXCLUSIVE mode

ORA-12721: operation cannot execute when other sessions are active

Cause: This command can only be run when there are no other sessions active

Action: Ensure there are no other connections to the database

ORA-12722: regular expression internal error

Cause: A regular expression internal error occurred.

Action: This is an internal error. Contact Oracle Support Services.

ORA-12723: regular expression too complex

Cause: The regular expression was too complex and could not be parsed.

Action: This is an internal error. Contact Oracle Support Services.

ORA-12724: regular expression corrupt

Cause: The regular expression contained an incorrect sequence of metacharacters.

Action: Ensure the metacharacters are correctly positioned.

ORA-12725: unmatched parentheses in regular expression

Cause: The regular expression did not have balanced parentheses.

Action: Ensure the parentheses are correctly balanced.

ORA-12726: unmatched bracket in regular expression

Cause: The regular expression did not have balanced brackets.

Action: Ensure the brackets are correctly balanced.

ORA-12727: invalid back reference in regular expression

Cause: A back references was found before a sub-expression.

Action: Ensure a valid sub-expression is being referenced.

ORA-12728: invalid range in regular expression

Cause: An invalid range was found in the regular expression.

Action: Ensure a valid range is being used.

ORA-12729: invalid character class in regular expression

Cause: An unknown character class was found in the regular expression.

Action: Ensure a valid characters class is being used.

ORA-12730: invalid equivalence class in regular expression

Cause: An unknown equivalence class was found in the regular expression.

Action: Ensure a valid equivalence class is being used.

ORA-12731: invalid collation class in regular expression

Cause: An unknown collation class was found in the regular expression.

Action: Ensure a valid collation class is being used.

ORA-12732: invalid interval value in regular expression

Cause: An invalid interval value was found in the regular expression.

Action: Ensure a valid interval value is being used.

ORA-12733: regular expression too long

Cause: The operation failed because the regular expression it used exceeds the maximum supported size.

Action: Use a shorter regular expression.

ORA-12734: Instant Client Light: unsupported client national character set *string*

Cause: Only UTF8 and AL16UTF16 are allowed to be used as the national character set. Instant Client Light has only minimal character sets.

Action: Do not use Instant Client Light for this character set

ORA-12735: Instant Client Light: unsupported client character set *string*

Cause: The character set specified is not allowed for this operation or is invalid. Instant Client Light has only minimal character sets.

Action: Do not use Instant Client Light for this character set

ORA-12736: Instant Client Light: unsupported server national character set *string*

Cause: Only UTF8 and AL16UTF16 are allowed to be used as the national character set. Instant Client Light has only minimal character sets.

Action: Do not use Instant Client Light for this character set

ORA-12737: Instant Client Light: unsupported server character set *string*

Cause: The character set specified is not allowed for this operation or is invalid. Instant Client Light has only minimal character sets.

Action: Do not use Instant Client Light for this character set

ORA-12738: Express Instant Client: unsupported client national character set *string*
Cause: Only UTF8 and AL16UTF16 are allowed to be used as the national character set. Instant Client has only minimal character sets.

Action: Do not use Express Instant Client for this character set

ORA-12739: Express Instant Client: unsupported client character set *string*
Cause: The character set specified is not allowed for this operation or is invalid. Express Instant Client has only minimal character sets.

Action: Do not use Express Instant Client for this character set

ORA-12740: Express Instant Client: unsupported server national character set *string*
Cause: Only UTF8 and AL16UTF16 are allowed to be used as the national character set. Instant Client has only minimal character sets.

Action: Do not use Express Instant Client for this character set

ORA-12741: Express Instant Client: unsupported server character set *string*
Cause: The character set specified is not allowed for this operation or is invalid. Express Instant Client has only minimal character sets.

Action: Do not use Express Instant Light for this character set

ORA-12742: unable to create the collation key

Cause: The character argument of a collation-sensitive operator was too long or it had too many decomposable characters to create a collation key for it in the available buffer space.

Action: Shorten the argument value or, if using a UCA-based collation, increase the ratio of characters with short or no Unicode decomposition to characters with long Unicode decomposition in the value.

ORA-12743: internal LX error code, arguments: [*string*], [*string*], [*string*]

Cause: This is an internal error in a globalization support function.

Action: Contact Oracle Support Services.

ORA-12744: Character set *string* is not allowed as a database character set.

Cause: An attempt was made to create or alter a database using a client-only or conversion-only character set.

Action: Specify a supported database character set.

ORA-12746: unrecognized collation name "*string*"

Cause: The name of the collation that you specified was not recognized by the Oracle Database, because the name was misspelled, or the collation was user-defined but not installed in the Oracle Home of the database instance, or because the directory specified in the ORA_NLS10 environment setting, either explicitly or defaulting to \$ORACLE_HOME/nls/data (%ORACLE_HOME%\nls\data on Microsoft Windows), did not contain valid NLS data files.

Action: Specify a valid collation name or fix your database software configuration.

ORA-12747: unrecognized collation ID (*string*)

Cause: The ID of the collation that you specified was not recognized by the Oracle Database, because it was incorrect, or the collation was user-defined but not installed in the Oracle Home of the database instance, or because the directory specified in the ORA_NLS10 environment setting, either explicitly or defaulting to

\$ORACLE_HOME/nls/data(%ORACLE_HOME%\nls\data on Microsoft Windows), did not contain valid NLS data files.

Action: Specify a valid collation ID or fix your database software configuration.

ORA-12752: An instance-critical process has terminated.

Cause: An unexpected error was encountered by an instance-critical process.

Action: Contact Oracle Support Services.

ORA-12753: The Oracle home user ID does not match the effective user ID of the local client which connected to the Oracle instance.

Cause: The user ID that is the owner of the Oracle home directory was not the same as the effective user ID of the local client that connected to the Oracle instance.

Action: Run the local client that connects to Oracle instance with the same user ID as the owner of the Oracle home.

ORA-12800: system appears too busy for parallel query execution

Cause: load on system is too high to perform parallel queries.

Action: re-execute serially or wait until system load is reduced.

ORA-12801: error signaled in parallel query server *string*

Cause: A parallel query server reached an exception condition.

Action: Check the following error message for the cause, and consult your error manual for the appropriate action.

ORA-12802: parallel query server lost contact with coordinator

Cause: A parallel query server lost contact with the foreground (coordinator) process/thread.

Action: Check your system for anomalies and reissue the statement. If this error persists, contact Oracle Support Services.

ORA-12803: parallel query server lost contact with another server

Cause: A parallel query server lost contact with another server.

Action: Check your system for anomalies and reissue the statement. If this error persists, contact Oracle Support Services.

ORA-12804: parallel query server appears to have died

Cause: Cannot find process information for a parallel query server thread.

Action: Check your system for anomalies and reissue the statement. If this error persists, contact Oracle Support Services.

ORA-12805: parallel query server died unexpectedly

Cause: A parallel query server died unexpectedly, PMON cleaning up the process.

Action: Check your system for anomalies and reissue the statement. If this error persists, contact Oracle Support Services. See trace file for more details.

ORA-12806: could not get background process to hold enqueue

Cause: Internal error.

Action: This error should not normally occur. If it persists, contact Oracle Support Services.

ORA-12807: process queue could not receive parallel query message

Cause: Internal error.

Action: This error should not normally occur. If it persists, contact Oracle Support Services.

ORA-12808: cannot set *string*_INSTANCES greater than number of instances *string*

Cause: An attempt was made to set SCAN_INSTANCES or CACHE_INSTANCES using the ALTER SYSTEM command to a value larger than the number of available instances.

Action: See the accompanying message for the current allowable maximum value, or set SCAN_INSTANCES / CACHE_INSTANCES to ALL.

ORA-12809: cannot set *string*_INSTANCES when mounted in exclusive mode

Cause: An attempt was made to set SCAN_INSTANCES or CACHE_INSTANCES using the ALTER SYSTEM command while the database was mounted in exclusive mode.

Action: SCAN_INSTANCES / CACHE_INSTANCES may not be set unless running Oracle Real Application Clusters mounted in CLUSTER_DATABASE mode.

ORA-12810: PARALLEL_MAX_SERVERS must be less than or equal to *string*

Cause: An attempt was made to set the PARALLEL_MAX_SERVERS parameter to a value higher than the maximum allowed by the system.

Action: Set PARALLEL_MAX_SERVERS to a value less than or equal to the maximum specified in the accompanying message and retry.

ORA-12811: PARALLEL_MIN_SERVERS must be less than or equal to PARALLEL_MAX_SERVERS, *string*

Cause: An attempt was made to set the PARALLEL_MIN_SERVERS parameter to a value higher than PARALLEL_MAX_SERVERS.

Action: Set PARALLEL_MIN_SERVERS to a value less than or equal to PARALLEL_MAX_SERVERS (indicated in the accompanying message) and retry.

ORA-12812: only one PARALLEL or NOPARALLEL clause may be specified

Cause: PARALLEL was specified more than once, NOPARALLEL was specified more than once, or both PARALLEL and NOPARALLEL were specified in a CREATE TABLE, CLUSTER, or INDEX or in an ALTER TABLE or CLUSTER statement, or in a RECOVER command.

Action: Remove all but one of the PARALLEL or NOPARALLEL clauses and reissue the statement.

ORA-12813: value for PARALLEL or DEGREE must be greater than 0

Cause: PARALLEL 0 or DEGREE 0 was specified in a CREATE TABLE, CLUSTER, or INDEX or in an ALTER TABLE or CLUSTER statement.

Action: Specify a degree of parallelism greater than 0 or specify default parallelism using PARALLEL with no degree or using DEGREE DEFAULT within a PARALLEL clause.

ORA-12814: only one CACHE or NOCACHE clause may be specified

Cause: CACHE was specified more than once, NOCACHE was specified more than once, or both CACHE and NOCACHE were specified in a CREATE TABLE or CLUSTER, or in an ALTER TABLE or CLUSTER statement.

Action: Remove all but one of the CACHE or NOCACHE clauses and reissue the statement.

ORA-12815: value for INSTANCES must be greater than 0

Cause: PARALLEL parameter specifying number of instances must be a positive integer or DEFAULT

Action: specify a positive integer or DEFAULT for INSTANCES if parallelism across instances is desired.

ORA-12816: parallel create index fastpath operation

ORA-12817: parallel query option must be enabled

Cause: A parallel query option feature has been invoked but this option has not been enabled.

Action: Enable the parallel query option.

ORA-12818: invalid option in PARALLEL clause

Cause: an unrecognized option was used within a PARALLEL clause.

Action: specify any combination of DEGREE { *n* | DEFAULT } and INSTANCES { *n* | DEFAULT } within the PARALLEL clause.

ORA-12819: missing options in PARALLEL clause

Cause: PARALLEL clause cannot be empty.

Action: specify any combination of DEGREE { *n* | DEFAULT } and INSTANCES { *n* | DEFAULT } within the PARALLEL clause.

ORA-12820: invalid value for DEGREE

Cause: invalid value for DEGREE was specified within a PARALLEL clause.

Action: specify a positive integer or DEFAULT for the DEGREE option within a PARALLEL clause.

ORA-12821: invalid value for INSTANCES

Cause: invalid value for INSTANCES was specified within a PARALLEL clause.

Action: specify a positive integer or DEFAULT for the INSTANCES option within a PARALLEL clause.

ORA-12822: duplicate option in PARALLEL clause

Cause: DEGREE or INSTANCES was specified more than once within a PARALLEL clause.

Action: specify each desired PARALLEL clause option only once.

ORA-12823: default degree of parallelism may not be specified here

Cause: the PARALLEL keyword was used alone or DEGREE DEFAULT was specified in the PARALLEL clause of an ALTER DATABASE RECOVER command.

Action: respecify with an explicit degree of parallelism.

ORA-12824: INSTANCES DEFAULT may not be specified here

Cause: INSTANCES DEFAULT was specified in the PARALLEL clause of an ALTER DATABASE RECOVER command

Action: respecify with an explicit value for INSTANCES or omit the INSTANCES option if single instance recovery is desired.

ORA-12825: explicit degree of parallelism must be specified here

Cause: the DEGREE option was omitted from an ALTER DATABASE RECOVER command.

Action: respecify with an explicit degree of parallelism.

ORA-12826: hung parallel query server was killed

Cause: parallel query server was hung and subsequently killed.

Action: re-execute query and report suspicious events in trace file to Oracle Support Services if error persists.

ORA-12827: insufficient parallel query slaves (requested *string*, available *string*, parallel_min_percent *string*)

Cause: PARALLEL_MIN_PERCENT parameter was specified and fewer than the minimum number of slaves were acquired

Action: Either reexecute the query with a lower PARALLEL_MIN_PERCENT or wait until some running queries are completed, thus freeing up slaves

ORA-12828: Can't start parallel transaction at a remote site

Cause: PDML transaction cannot be started because we are not in the coordinator site of the distributed transaction.

Action: Do not use PDML at remote sites.

ORA-12829: Deadlock - itls occupied by siblings at block *string* of file *string*

Cause: parallel statement failed because all itls in the current block are occupied by siblings of the same transaction.

Action: increase MAXTRANS of the block or reduce the degree of parallelism for the statement. Reexecute the statement. Report suspicious events in trace file to Oracle Support Services if error persists.

ORA-12830: Must COMMIT or ROLLBACK after executing parallel INSERT/UPDATE/DELETE

Cause: After executing a parallel INSERT/UPDATE/DELETE statement, a command other than COMMIT or ROLLBACK was issued.

Action: Execute COMMIT or ROLLBACK before issuing another SQL command.

ORA-12831: Must COMMIT or ROLLBACK after executing INSERT with APPEND hint

Cause: After executing an INSERT statement with an APPEND hint, a command other than COMMIT or ROLLBACK was issued.

Action: Execute COMMIT or ROLLBACK before issuing another SQL command.

ORA-12832: Could not allocate slaves on all specified instances

Cause: After executing a query on a global v\$ fixed view, one or more instances failed to allocate a slave to process query

Action: To allow results to be returned by successfully allocated slaves, execute ALTER SESSION SET ALLOW_PARTIAL_SN_RESULTS=TRUE statement, or check parameters of instances

ORA-12833: Coordinator's instance not a member of parallel_instance_group

Cause: The coordinator's instance must be a member of the parallel_instance_group in which this operation will be run.

Action: Either add the coordinator's instance to the current `parallel_instance_group` or change `parallel_instance_group`.

ORA-12834: Instance group name, 'string', too long, must be less than *string* characters

Cause: The instance group name is too long.

Action: Either shorten the name or get rid of the instance group.

ORA-12835: No instances are active in the GLOBAL_VIEW_ADMIN_GROUP

Cause: There must be at least one instance in the `GLOBAL_VIEW_ADMIN_GROUP` in order to execute a query on global views

Action: Change the value of `GLOBAL_VIEW_ADMIN_GROUP`

ORA-12838: cannot read/modify an object after modifying it in parallel

Cause: Within the same transaction, an attempt was made to add read or modification statements on a table after it had been modified in parallel or with direct load. This is not permitted.

Action: Rewrite the transaction, or break it up into two transactions: one containing the initial modification and the second containing the parallel modification operation.

ORA-12839: cannot modify an object in parallel after modifying it

Cause: Within the same transaction, an attempt was made to perform parallel modification operations on a table after it had been modified. This is not permitted.

Action: Rewrite the transaction or break it up into two transactions: one containing the parallel modification and the second containing the initial modification operation.

ORA-12840: cannot access a remote table after parallel/insert direct load txn

Cause: Within a transaction, an attempt was made to perform distributed access after a PDML or insert direct statement had been issued.

Action: Commit/rollback the PDML transaction first, and then perform the distributed access, or perform the distributed access before the first PDML statement in the transaction.

ORA-12841: Cannot alter the session parallel DML state within a transaction

Cause: Transaction in progress

Action: Commit or rollback transaction and then re-execute

ORA-12842: Cursor invalidated during parallel execution

Cause: The cursor was invalidated during the parse phase of deferred parallel processing, e.g. when set operands are parallelized.

Action: Depends on why the cursor was invalidated. Possible causes include DDL on a schema object and shared pool being flushed.

ORA-12843: pdml lock not held properly on the table

Cause: The coordinator crashed or released the lock on the partition which the slave is trying to acquire currently.

Action: Check if the coordinator or some of the other slaves died. Also check that the lock has not been corrupted. Issue the pdml again.

ORA-12845: failed to receive interinstance parallel execution message

Cause: OS or interconnect problem receiving interinstance message

Action: Check OS specific diagnostics

ORA-12850: Could not allocate slaves on all specified instances: *string* needed, *string* allocated

Cause: When executing a query on a gv\$ fixed view, one or more instances failed to allocate a slave to process query.

Action: Check trace output for instances on which slaves failed to start. GV\$ query can only proceed if slaves can be allocated on all instances.

ORA-12851: PARALLEL_MAX_SERVERS must be greater than or equal to PARALLEL_MIN_SERVERS, *string*

Cause: An attempt was made to set the PARALLEL_MAX_SERVERS parameter to a value less than PARALLEL_MIN_SERVERS.

Action: Set PARALLEL_MAX_SERVERS to a value greater than or equal to PARALLEL_MIN_SERVERS value specified in the accompanying message and retry.

ORA-12852: PARALLEL_MIN_SERVERS must be less than PROCESSES minus the number of reserved processes, *string*

Cause: An attempt was made to set the PARALLEL_MIN_SERVERS parameter to a value higher than PROCESSES minus the number of reserved processes.

Action: Set PARALLEL_MIN_SERVERS to a value less than PROCESSES minus the number of reserved processes specified in the accompanying message and retry.

ORA-12853: insufficient memory for PX buffers: current *stringK*, max needed *stringK*

Cause: Insufficient SGA memory for PX buffers

Action: Reconfigure sga to include at least (max - current) bytes of additional memory

ORA-12854: Parallel query is not supported on temporary LOBs

Cause: The parallel query statement produced a temporary LOB.

Action: Turn off parallelism for the query or underlying table

ORA-12855: cannot run parallel or insert direct load in a loopback

Cause: A loopback was created in the transaction before this operation.

Action: Do not use loopback when using pdml or insert direct load.

ORA-12856: cannot run parallel query on a loopback connection

Cause: A table or index in a parallel query is referenced via a loopback connection.

Action: Do not use loopback connection when running a query in parallel.

ORA-12872: First slave parse gave different plan

Cause: First hard parse on slave given QC-supplied environment and parameters gave different plan from QC. Try again with outline.

Action: No external action. Internally used for outline-based reparse.

ORA-12874: parallel execution monitor terminated with error

Cause: The parallel execution monitor process died.

Action: Wait for the process to restart.

ORA-12875: PARALLEL_MAX_SERVERS cannot be set to 0 in CDB system

Cause: An attempt was made to set the PARALLEL_MAX_SERVERS parameter to 0 in the multitenant container database (CDB) system.

Action: Set the PARALLEL_MAX_SERVERS parameter to non-zero value to ensure CDB system performance.

ORA-12894: source should be a sparse file

Cause: The 'setsparseparent' command specified a source file that was not sparse.

Action: Use a sparse file as the source file.

ORA-12895: destination should be sparse

Cause: The 'setsparseparent' command specified a destination that was not backed by a sparse disk group.

Action: Use a destination backed by a sparse disk group.

ORA-12896: child *string* should be a sparse file

Cause: The 'setsparseparent' command specified a child file that was not sparse.

Action: Use a sparse file as the child file.

ORA-12897: failure to set parent to *string* for a sparse file *string*

Cause: The 'setsparseparent' command was not successful.

Action: Examine the accompanying error messages for details.

ORA-12898: failure to set parent for the destination file

Cause: The parent information was not copied to the destination file.

Action: The 'setsparseparent' command can be used to set the parent.

ORA-12899: value too large for column *string* (actual: *string*, maximum: *string*)

Cause: An attempt was made to insert or update a column with a value which is too wide for the width of the destination column. The name of the column is given, along with the actual width of the value, and the maximum allowed width of the column. Note that widths are reported in characters if character length semantics are in effect for the column, otherwise widths are reported in bytes.

Action: Examine the SQL statement for correctness. Check source and destination column data types. Either make the destination column wider, or use a subset of the source column (i.e. use substring).

ORA-12900: must specify a default temporary tablespace for a locally managed database

Cause: a locally managed database must have a temporary tablespace other than SYSTEM tablespace

Action: specify the default temporary tablespace when creating a locally managed database

ORA-12901: default temporary tablespace must be of TEMPORARY type

Cause: in a locally managed database, default temporary tablespace must be TEMPORARY type

Action: n/a

ORA-12902: default temporary tablespace must be SYSTEM or of TEMPORARY type

Cause: in a dictionary managed database, default temporary tablespace must be SYSTEM or TEMPORARY type

Action: n/a

ORA-12903: default temporary tablespace must be an ONLINE tablespace

ORA-12904: default temporary tablespace cannot be altered to PERMANENT type

ORA-12905: default temporary tablespace cannot be brought OFFLINE

ORA-12906: cannot drop default temporary tablespace

ORA-12907: tablespace *string* is already the default temporary tablespace

ORA-12908: cannot specify SYSTEM as default temporary tablespace when creating database

ORA-12909: TEMPORARY keyword expected

ORA-12910: cannot specify temporary tablespace as default tablespace

Cause: attempt to assign a temporary tablespace to be a user's default tablespace

Action: assign a permanent tablespace to be the default tablespace

ORA-12911: permanent tablespace cannot be temporary tablespace

Cause: attempt to assign a permanent tablespace to be a user's temporary tablespace

Action: assign a temporary tablespace to be user's temporary tablespace

ORA-12912: Dictionary managed tablespace specified as temporary tablespace

Cause: attempt to assign a dictionary managed tablespace to be a user's temporary tablespace

Action: Assign a locally managed temporary tablespace to be user's temporary tablespace

ORA-12913: Cannot create dictionary managed tablespace

Cause: Attempt to create dictionary managed tablespace in database which has system tablespace as locally managed

Action: Create a locally managed tablespace.

ORA-12914: Cannot migrate tablespace to dictionary managed type

Cause: Attempt to migrate locally managed tablespace to dictionary managed type when the database has locally managed system tablespace.

Action: Command cannot be issued.

ORA-12915: Cannot alter dictionary managed tablespace to read write

Cause: Attempt to alter dictionary managed tablespace to read write in database which has system tablespace as locally managed. This tablespace can only be dropped.

Action: Command cannot be issued.

ORA-12916: cannot shrink permanent or dictionary managed tablespace

Cause: An attempt was made to shrink a permanent tablespace or a dictionary managed tablespace.

Action: Check the tablespace type and issue the statement only on locally managed temporary tablespaces.

ORA-12917: Invalid option specified for default permanent tablespace

ORA-12918: Invalid tablespace type for default permanent tablespace

Cause: The tablespace is either dropped, temporary or undo

Action: Check the tablespace type and reissue the statement

ORA-12919: Can not drop the default permanent tablespace

Cause: An attempt was made to drop the default permanent tablespace

Action: Make a different tablespace as the default permanent tablespace and reissue the drop

ORA-12920: database is already in force logging mode

Cause: ALTER DATABASE FORCE LOGGING command failed because the database is already in force logging mode.

Action: n/a

ORA-12921: database is not in force logging mode

Cause: ALTER DATABASE NO FORCE LOGGING command failed because the database is not in force logging mode.

Action: n/a

ORA-12922: concurrent ALTER DATABASE [NO] FORCE LOGGING command is running

Cause: There is a concurrent ALTER DATABASE FORCE LOGGING or ALTER DATABASE NO FORCE LOGGING command running in the system.

Action: Contact the database administrator who is responsible for the concurrent command.

ORA-12923: tablespace *string* is in force logging mode

Cause: An attempt to alter the specified tablespace temporary failed because the tablespace is in force logging mode.

Action: Put the tablespace out of force logging mode by ALTER TABLESPACE NO FORCE LOGGING command.

ORA-12924: tablespace *string* is already in force logging mode

Cause: An attempt to alter the specified tablespace into force logging mode failed because it is already in force logging mode.

Action: n/a

ORA-12925: tablespace *string* is not in force logging mode

Cause: An attempt to alter the specified tablespace out of force logging mode failed because it is not in force logging mode.

Action: n/a

ORA-12926: FORCE LOGGING option already specified

Cause: In CREATE TABLESPACE, the FORCE LOGGING option was specified more than once.

Action: Remove all but one of the FORCE LOGGING options.

ORA-12927: RETENTION option already specified

Cause: In CREATE TABLESPACE, the RETENTION option was specified more than once.

Action: Remove all but one of the RETENTION options.

ORA-12928: ENCRYPTION option already specified

Cause: In CREATE TABLESPACE, the ENCRYPTION option was specified more than once.

Action: Remove all but one of the ENCRYPTION options.

ORA-12931: FORCE LOGGING or SET STANDBY NOLOGGING already specified

Cause: FORCE LOGGING or SET STANDBY NOLOGGING options were specified more than once.

Action: Remove all but one of the FORCE LOGGING or SET STANDBY NOLOGGING options.

ORA-12932: sending data for a nonlogged block fetch request failed

Cause: A request from a remote database in the same Oracle Data Guard configuration to send data blocks to avoid or replace soft corrupt blocks due to nonlogged operations failed. This error is accompanied by additional errors that indicate the reason for the failure.

Action: Use any additional errors reported to identify and rectify the the underlying issue.

ORA-12933: failed to connect while serving a nonlogged block fetch request

Cause: A request from a remote database in the same Oracle Data Guard configuration to send data blocks to avoid or replace soft corrupt blocks due to nonlogged operations could not connect to the requesting database. This error is accompanied by additional errors that indicate the reason for the failure.

Action: Use any additional errors reported to identify and rectify the the underlying issue.

ORA-12934: replace of nonlogged blocks in file *string* failed

Cause: The process performing replacement of nonlogged blocks failed to replace one or more blocks of the file indicated due to unexpected reasons such as a write failure reported by the operating system.

Action: Inspect any additional error messages and check the alert log for any messages related to Nonlogged Block Replacement (NBR).

ORA-12935: operation [*string*] to database (service '*string*') failed (error *string*)

Cause: The process performing replacement of nonlogged blocks received an error when attempting to connect (CONNECT) or make a fetch request (REQUEST) against the database identified by the given service. The database was expected to act as a source of replacement blocks.

Action: Use the reported error to identify the issue or inspect any additional error messages and check the alert log for any messages related to Nonlogged Block Replacement (NBR).

ORA-12936: timeout waiting for data blocks from database (service '*string*')

Cause: The process performing replacement of nonlogged blocks waited too long for a request sent to the remote database for a range of blocks to be completed.

Action: Check connectivity to the remote database or check the alert log at the remote database for problems reported by a transport task process (TTnn).

ORA-12937: data blocks received for earlier recovery session (RCVID *string*)

Cause: A database received data blocks requested by a recovery session that has now terminated. This error signals to the sending database that no more transfer requests should be made for the same RCVID.

Action: None required.

ORA-12938: out of memory for the data transfer cache

Cause: A request to use space in the data transfer cache was rejected because there was no free space left in the cache and space could not be freed up.

Action: Ensure that automatic SGA tuning is enabled using either MEMORY_TARGET or SGA_TARGET system parameters or specify a larger size for the system parameter DATA_TRANSFER_CACHE_SIZE.

ORA-12939: The Data Guard environment is incomplete.

Cause: A request to perform Nonlogged Block Replacement (NBR) recovery could not identify any other database in the Data Guard environment from which to request replacement blocks.

Action: Ensure there is a LOG_ARCHIVE_DEST_n parameter configured that identifies the primary or standby database from which requests for replacement blocks can be made.

ORA-12940: Not enough space in DBVerify text buffer

Cause: DBVerify ran out of text buffer. The error was trapped internally by the system. DBVerify would return the result in text buffer and then resume checking.

Action: None

ORA-12941: DBVerify exception

Cause: DBVerify encountered run-time error. The error signal was trapped internally by the system.

Action: None

ORA-12942: database incarnation at source does not match

Cause: A request to send data blocks to a recovery process failed because the source of the blocks is not on the same database incarnation as the site where the recovery is being performed.

Action: Use standard Oracle Data Guard procedures to synchronize the primary and standby databases. Standby media recovery automatically tries to resolve many of the remaining nonlogged blocks on the standby database. To resolve any remaining nonlogged blocks, use the RMAN RECOVER ... NONLOGGED BLOCK command.

ORA-12950: SYSTEM tablespace specified as default permanent tablespace

Cause: SYSTEM tablespace was specified as the default permanent during database creation.

Action: If default permanent tablespace is not specified, then SYSTEM will implicitly become the default permanent tablespace. Specify an alternate tablespace or omit the default tablespace clause and reissue the CREATE DATABASE statement

ORA-12951: Attempt to change default permanent tablespace to temporary

Cause: It is incorrect to alter the default permanent tablespace of a database to temporary type

Action: n/a

ORA-12952: Control space growth in ASSM segment under concurrency

ORA-12953: enable space scan optimization for clusters

ORA-12961: cannot open database in read write mode on a read-only instance

Cause: An attempt was made to open the database on a read-only instance under the following 2 cases: 1) User explicitly specified read write option in the SQL command. 2) User forgot to explicitly specify read-only in which case, read write mode was assumed by default.

Action: User should specify the open mode as read-only.

ORA-12962: cannot create database on a read-only instance

Cause: An attempt was made to create a database on a read-only instance.

Action: Create database should only be attempted from a read write instance.

ORA-12963: A read-only instance cannot be the first instance to open a database.

Cause: A read-only instance was the first instance to try to open a database.

Action: A database must have been opened by at least one read write instance for a read-only instance to be able to open it.

ORA-12964: All existing read write instances have closed the database.

Cause: The last read write instance holding the database open closed it.

Action: There has to be at least one read write instance holding the database open for a read-only instance to hold it open.

ORA-12965: cannot mount an enabled thread on a read-only instance

Cause: An attempt was made to mount an enabled redo thread obtained as a user specified parameter.

Action: The parameter value should be changed to the thread number of a disabled thread.

ORA-12966: could not find a disabled redo thread to mount

Cause: There were no available disabled redo threads which could be used to mount on the current read-only instance.

Action: None

ORA-12967: read-only instance cannot mount a standby database

Cause: An attempt was made to mount a standby database on a read-only instance.

Action: This action is not allowed.

ORA-12968: delayed log flush should not be enabled in a read-only instance

Cause: The system parameter for ping with no log force feature was set to true.

Action: The parameter should be set to false on a read-only instance.

ORA-12969: invalid alter database option for read-only instance

Cause: An attempt was made to execute a disallowed ALTER DATABASE statement on a read-only instance.

Action: Only OPEN, CLOSE and CREATE TEMPFILE options are allowed for ALTER DATABASE statement on a read-only instance.

ORA-12970: cannot close PDB on all read/write instances while read-only instances exist

Cause: An attempt was made to close a pluggable database (PDB) on the last read/write instance while a read-only instance was holding it open.

Action: A PDB should be closed on all of the read-only instances before it can be closed on the last read/write instance.

ORA-12980: checkpoint option not allowed with SET UNUSED

Cause: An attempt was made to specify checkpoint option with SET UNUSED.

Action: Remove checkpoint option.

ORA-12981: cannot drop column from an object type table

Cause: An attempt was made to drop a column from an object type table.

Action: This action is not allowed.

ORA-12982: cannot drop column from a nested table

Cause: An attempt was made to drop a column from a nested table.

Action: This action is not allowed.

ORA-12983: cannot drop all columns in a table

Cause: An attempt was made to drop all columns in a table.

Action: Ensure that at least one column remains in the table after the drop column operation.

ORA-12984: cannot drop partitioning column

Cause: An attempt was made to drop a column used as the partitioning key.

Action: This action is not allowed.

ORA-12985: tablespace '*string*' is read only, cannot drop column

Cause: An attempt was made to drop column from a partition/subpartition on a read only tablespace.

Action: Set the tablespace to read write and resubmit statement.

ORA-12986: columns in partially dropped state. Submit ALTER TABLE DROP COLUMNS CONTINUE

Cause: An attempt was made to access a table with columns in partially dropped state (i.e., drop column operation was interrupted).

Action: Submit ALTER TABLE DROP COLUMNS CONTINUE to complete the drop column operation before accessing the table.

ORA-12987: cannot combine drop column with other operations

Cause: An attempt was made to combine drop column with other ALTER TABLE operations.

Action: Ensure that drop column is the sole operation specified in ALTER TABLE.

ORA-12988: cannot drop column from table owned by SYS

Cause: An attempt was made to drop a column from a system table.

Action: This action is not allowed

ORA-12989: invalid value for checkpoint interval

Cause: An invalid checkpoint interval specified in statement. Checkpoint interval must be between 0 and (2³¹-1).

Action: Correct checkpoint interval and resubmit statement

ORA-12990: duplicate option specified

Cause: Duplicate option specified in statement.

Action: Remove the duplicate option and resubmit statement.

ORA-12991: column is referenced in a multi-column constraint

Cause: An attempt was made to drop a column referenced by some constraints.

Action: Drop all constraints referencing the dropped column or specify CASCADE CONSTRAINTS in statement.

ORA-12992: cannot drop parent key column

Cause: An attempt was made to drop a parent key column.

Action: Drop all constraints referencing the parent key column, or specify CASCADE CONSTRAINTS in statement.

ORA-12993: tablespace '*string*' is offline, cannot drop column

Cause: An attempt was made to drop a column from a partition/subpartition on an offline tablespace.

Action: Bring the tablespace online and resubmit statement.

ORA-12994: drop column option only allowed once in statement

Cause: An attempt was made to repeat the drop column option in a single statement.

Action: Separate drop column options into different statements and resubmit statements.

ORA-12995: no columns in partially dropped state

Cause: An attempt was made to submit DROP COLUMNS CONTINUE statement while there are no partially dropped columns.

Action: Cannot submit this statement.

ORA-12996: cannot drop system-generated virtual column

Cause: An attempt was made to drop a virtual column generated by the system.

Action: n/a

ORA-12997: cannot drop primary key column from an index-organized table

Cause: An attempt was made to drop a primary key column from an index-organized table.

Action: This action is not allowed.

ORA-12998: Ignore errors during drop column from atb.c

ORA-12999: cannot DROP or SET UNUSED a column that has been set unused

Cause: An attempt was made to DROP or SET UNUSED a column that has already been 'set unused'.

Action: Use the DROP UNUSED COLUMNS option to remove the column.

ORA-13000: dimension number is out of range

Cause: The specified dimension was either smaller than 1 or greater than the number of dimensions encoded in the HHCODE.

Action: Ensure that the dimension number is between 1 and the maximum number of dimensions encoded in the HHCODE.

ORA-13001: dimensions mismatch error

Cause: The number of dimensions in two HHCODEs involved in a binary HHCODE operation did not match.

Action: Ensure that the number of dimensions in the HHCODEs match.

ORA-13002: specified level is out of range

Cause: The specified level is either smaller than 1 or greater than the maximum level encoded in an HHCODE.

Action: Verify that all levels are between 1 and the maximum number of levels encoded in the HHCODE.

ORA-13003: the specified range for a dimension is invalid

Cause: The specified range for a dimension was invalid.

Action: Ensure that the lower bound (lb) is less than the upper bound (ub).

ORA-13004: the specified buffer size is invalid

Cause: The buffer size for a function is not valid.

Action: This is an internal error. Contact Oracle Support Services.

ORA-13005: recursive HHCODE function error

Cause: An error occurred in a recursively called HHCODE function.

Action: This is an internal error. Contact Oracle Support Services.

ORA-13006: the specified cell number is invalid

Cause: The cell identifier was either less than 0 or greater than $(2^{\text{ndim}} - 1)$.

Action: Ensure that the cell identifier is between 0 and $(2^{\text{ndim}} - 1)$.

ORA-13007: an invalid HEX character was detected

Cause: A character that is not in the range [0-9] or [A-F a-f] was detected.

Action: Verify that all characters in a string are in [0-9] or [A-F a-f].

ORA-13008: the specified date format has an invalid component

Cause: Part of specified date format is invalid.

Action: Verify that the date format is valid.

ORA-13009: the specified date string is invalid

Cause: The specified date string had a bad component or did not match the specified format string.

Action: Ensure that the components of the date string are valid and that the date and format strings match.

ORA-13010: an invalid number of arguments has been specified

Cause: An invalid number of arguments was specified for an SDO function.

Action: Verify the syntax of the function call.

ORA-13011: value is out of range

Cause: A specified dimension value was outside the range defined for that dimension.

Action: Ensure that all values to be encoded are within the defined dimension range.

ORA-13012: an invalid window type was specified

Cause: An invalid window type was specified.

Action: Valid window types are RANGE, PROXIMITY, POLYGON.

ORA-13013: the specified topology was not INTERIOR or BOUNDARY

Cause: A topology was specified that was not INTERIOR or BOUNDARY.

Action: Ensure that INTERIOR or BOUNDARY is used to describe the topology of the HHCODE.

ORA-13014: a topology identifier outside the range of 1 to 8 was specified

Cause: A topology identifier outside the range of 1 to 8 was specified.

Action: Specify a topology in the range of 1 to 8.

ORA-13015: the window definition is not valid

Cause: The number of values used to define the window does not correspond to the window type.

Action: Verify that the number of values used to defined the window is correct for the window type and number of dimensions.

ORA-13016: specified topology [*string*] is invalid

Cause: The specified topology did not exist in the database, or some components of the topology were missing from the database.

Action: Check the specified topology by executing the SDO_TOPO.validate_topology function.

ORA-13017: unrecognized line partition shape

Cause: The shape of a 2-D line partition could not be determined.

Action: This is an internal error. Contact Oracle Support Services.

ORA-13018: bad distance type

Cause: The specified distance type is invalid.

Action: The only supported distance functions are EUCLID and MANHATTAN.

ORA-13019: coordinates out of bounds

Cause: Vertex coordinates lie outside the valid range for specified dimension.

Action: Redefine vertex coordinates within specified boundaries.

ORA-13020: coordinate is NULL

Cause: A vertex coordinate has a NULL value.

Action: Redefine vertex coordinate to have non-NULL value.

ORA-13021: element not continuous

Cause: The coordinates defining a geometric element are not connected.

Action: Redefine coordinates for the geometric element.

ORA-13022: polygon crosses itself

Cause: The coordinates defining a polygonal geometric element represent crossing segments.

Action: Redefine coordinates for the polygon.

ORA-13023: interior element interacts with exterior element

Cause: An interior element of a geometric object interacts with the exterior element of that object.

Action: Redefine coordinates for the geometric elements.

ORA-13024: polygon has less than three segments

Cause: The coordinates defining a polygonal geometric element represent less than three segments.

Action: Redefine the coordinates for the polygon.

ORA-13025: polygon does not close

Cause: The coordinates defining a polygonal geometric element represent an open polygon.

Action: Redefine the coordinates of the polygon.

ORA-13026: unknown element type for element *string.string.string*

Cause: The SDO_ETYPE column in the *layer_SDOGEOM* table contains an invalid geometric element type value.

Action: Redefine the geometric element type in the *layer_SDOGEOM* table for the specified geometric element using one of the supported SDO_ETYPE values. See the Oracle Spatial documentation for an explanation of SDO_ETYPE and its possible values.

ORA-13027: unable to read dimension definition from *string*

Cause: There was a problem reading the dimension definition from the *layer_SDODIM* table.

Action: Verify that the *layer_SDODIM* table exists and that the appropriate privileges exist on the table. Address any other errors that might appear with the message.

ORA-13028: Invalid Gtype in the SDO_GEOMETRY object

Cause: There is an invalid SDO_GTYPE in the SDO_GEOMETRY object.

Action: Verify that the geometries have valid gtypes.

ORA-13029: Invalid SRID in the SDO_GEOMETRY object

Cause: There is an invalid SDO_SRID in the SDO_GEOMETRY object. The specified SRID may be outside the valid SRID range.

Action: Verify that the geometries have valid SRIDs.

ORA-13030: Invalid dimension for the SDO_GEOMETRY object

Cause: There is a mismatch between the dimension in the SDO_GTYPE and dimension in the SDO_GEOM_METADATA for the SDO_GEOMETRY object.

Action: Verify that the geometries have valid dimensionality.

ORA-13031: Invalid Gtype in the SDO_GEOMETRY object for point object

Cause: There is an invalid SDO_GTYPE in the SDO_GEOMETRY object where the VARRAYs are NULL but the SDO_GTYPE is not of type POINT.

Action: Verify that the geometries have valid gtypes.

ORA-13032: Invalid NULL SDO_GEOMETRY object

Cause: There are invalid SDO_POINT_TYPE or SDO_ELEM_INFO_ARRAY or SDO_ORDINATE_ARRAY fields in the SDO_GEOMETRY object.

Action: Verify that the geometries have valid fields. To specify a NULL geometry, specify the whole SDO_GEOMETRY as NULL instead of setting each field to NULL.

ORA-13033: Invalid data in the SDO_ELEM_INFO_ARRAY in SDO_GEOMETRY object

Cause: There is invalid data in the SDO_ELEM_INFO_ARRAY field of the SDO_GEOMETRY object. The triplets in this field do not make up a valid geometry.

Action: Verify that the geometries have valid data.

ORA-13034: Invalid data in the SDO_ORDINATE_ARRAY in SDO_GEOMETRY object

Cause: There is invalid data in the SDO_ORDINATE_ARRAY field of the SDO_GEOMETRY object. The coordinates in this field do not make up a valid geometry. There may be NULL values for X or Y or both.

Action: Verify that the geometries have valid data.

ORA-13035: Invalid data (arcs in geodetic data) in the SDO_GEOMETRY object

Cause: There is invalid data in the SDO_ELEM_INFO_ARRAY field of the SDO_GEOMETRY object. There are arcs in a geometry that has geodetic coordinates.

Action: Verify that the geometries have valid data.

ORA-13036: Operation [*string*] not supported for Point Data

Cause: The specified geometry function was not supported for point data.

Action: Ensure that the specified geometry function is not called on point data.

ORA-13037: SRIDs do not match for the two geometries

Cause: A spatial operation was invoked with two geometries where one geometry had an SRID and the other geometry did not have an SRID.

Action: Ensure that the spatial operations are invoked between two geometries with compatible SRIDs.

ORA-13039: failed to update spatial index for element *string.string.string*

Cause: Another error will accompany this message that will indicate the problem.

Action: Correct any accompanying errors. If no accompanying error message appears, contact Oracle Support Services.

ORA-13040: failed to subdivide tile

Cause: This is an internal error.

Action: Note any accompanying errors and contact Oracle Support Services.

ORA-13041: failed to compare tile with element *string.string.string*

Cause: The spatial relationship between a generated tile and the specified element could not be determined.

Action: This is an internal error. Verify the geometry using the VALIDATE_GEOMETRY_WITH_CONTEXT procedure. If the procedure does not return any errors, note any errors that accompany ORA-13041 and contact Oracle Support Services.

ORA-13042: invalid SDO_LEVEL and SDO_NUMTILES combination

Cause: An invalid combination of SDO_LEVEL and SDO_NUMTILES values was read from the *layer_SDOLAYER* table. The most likely cause is that the columns are NULL.

Action: Verify that the SDO_LEVEL and SDO_NUMTILES columns contain valid integer values as described in the Oracle Spatial documentation. Then retry the operation.

ORA-13043: failed to read metadata from the layer_SDOLAYER table

Cause: An error was encountered reading the layer metadata from the *layer_SDOLAYER* table.

Action: This error is usually the result of an earlier error which should also have been reported. Address this accompanying error and retry the current operation. If no accompanying error was reported, contact Oracle Support Services.

ORA-13044: the specified tile size is smaller than the tolerance

Cause: The tile size specified for fixed size tessellation is smaller than the tolerance as specified in the layer metadata.

Action: See the Oracle Spatial documentation for an explanation of tiling levels, tile size, and tiling resolution. Ensure that the tiling parameters are set such that any generated tile is always larger than or equal to a tile at the maximum level of resolution. This can be achieved by using a fewer number of tiles per geometric object or specifying a smaller tile size value than the current one.

ORA-13046: invalid number of arguments

Cause: An invalid number of arguments were specified for an SDO_GEOM function.

Action: See the Oracle Spatial documentation for a description of the syntax and semantics of the relevant SDO_GEOM function.

ORA-13047: unable to determine ordinate count from table layer_SDOLAYER

Cause: An SDO_GEOM function was unable to determine the number of ordinates for the SDO layer *layer*.

Action: Verify that the *layer_SDOLAYER* table has a valid value for the column SDO_ORDCNT. Then retry the operation.

ORA-13048: recursive SQL fetch error

Cause: This is an internal error.

Action: Contact Oracle Support Services.

ORA-13049: unable to determine tolerance value from table layer_SDODIM

Cause: An SDO_GEOM function was unable to determine the tolerance value for the SDO layer *layer*.

Action: Verify that the *layer_SDODIM* table has a valid value for the column SDO_TOLERANCE.

ORA-13050: unable to construct spatial object

Cause: This is an internal error.

Action: Contact Oracle Support Services.

ORA-13051: failed to initialize spatial object

Cause: This is an internal error.

Action: Contact Oracle Support Services.

ORA-13052: unsupported geometric type for geometry *string.string*

Cause: The geometry type for a specific instance in a *layer_SDOGEOM* table is not among the set of geometry types supported by Oracle Spatial.

Action: Check the Oracle Spatial documentation for the list of supported geometry types and workarounds that permit the storage and retrieval of non-supported geometric types with the SDO schema.

ORA-13053: maximum number of geometric elements in argument list exceeded

Cause: The maximum number of geometric elements that can be specified in the argument list for an SDO_GEOM function was exceeded.

Action: Check the Oracle Spatial documentation for the syntax of the SDO_GEOM function and use fewer arguments to describe the geometry, or check the description of the SDO_WINDOW package for a workaround that permits storing the object in a table and then using it in as an argument in a call to the SDO_GEOM function.

ORA-13054: recursive SQL parse error

Cause: This is an internal error.

Action: Contact Oracle Support Services.

ORA-13055: Oracle object *string* does not exist in specified table

Cause: The requested object is not present in the specified table.

Action: Verify the syntax of the function or procedure that reported this error and verify that the object does indeed exist in the specified table. Then retry the operation.

ORA-13056: Spatial Reference ID (SRID) does not exist: NULL.

Cause: The operation required a valid SRID but none was specified.

Action: Contact Oracle Support Services.

ORA-13057: Spatial Reference ID (SRID) *number* does not exist.

Cause: The specified SRID is not known.

Action: Ensure that the specified SRID was valid.

ORA-13058: Spatial Reference ID (SRID) does not exist.

Cause: The SRID for the operation could not be determined.

Action: Ensure that the SRID for the operation is valid.

ORA-13059: invalid WRK_TBLSPC parameter

Cause: An invalid "WRK_TBLSPC" parameter value was specified.

Action: Ensure that the specified "WRK_TBLSPC" exists and is accessible to the current user.

ORA-13060: topology with the name *string* already exists

Cause: The specified topology name was not unique in the database.

Action: Verify that the CREATE_TOPOLOGY call specifies the correct topology name and that the procedure is invoked from the correct schema.

ORA-13061: topology with the name *string* does not exist

Cause: The specified topology did not exist in the database.

Action: Verify that the current procedure/function call specifies the correct schema and topology name.

ORA-13062: topology IDs do not match in the feature table and the topology

Cause: The specified topology ID in the feature table did not match the topology ID stored in the topology metadata.

Action: Verify that the specified topology ID matches the topology ID stored in the topology metadata.

ORA-13063: relationship information table is missing data for feature table [string]

Cause: The topology relationship information table (xxx_RELATION\$) did not have the matching partition corresponding to the feature table.

Action: Ensure the correct topology IDs and names are specified in the call to register the feature table with the topology.

ORA-13064: relationship information table has inconsistent data for feature table [string]

Cause: The topology_id and tg_layer_id values stored in the feature table did not match the values stored in the topology relationship information table (xxx_RELATION\$).

Action: Ensure that the correct feature tables are specified in the call to register the feature table with the topology.

ORA-13065: cannot delete a child layer with a parent layer

Cause: A call was made to delete a feature layer which has a dependent layer defined on it.

Action: Ensure that all dependent feature layers are deleted before deleting the current feature layer.

ORA-13066: wrong feature geometry or element type

Cause: The SDO_TOPO_GEOMETRY object had the wrong geometry and/or element type.

Action: Correct the geometry and/or element type in the SDO_TOPO_GEOMETRY object.

ORA-13067: operator requires both parameters from the same topology

Cause: Both SDO_TOPO_GEOMETRY parameters did not come from the same topology.

Action: Ensure that both of the parameters to the operator are from the same topology. If this is not possible, consider using a signature of the operator that does not use two SDO_TOPO_GEOMETRY parameters.

ORA-13068: wrong table or column name in SDO_TOPO_GEOMETRY constructor

Cause: An SDO_TOPO_GEOMETRY constructor was invoked with incorrect parameters for table name and/or column name.

Action: Fix the parameters in the call and try again.

ORA-13069: incorrect degree value for SDO_GEOMETRY object

Cause: An incorrect degree value ≤ 1 was passed for a Non-Uniform Rational B-Spline curve.

Action: Correct the degree value for the Non-Uniform Rational B-Spline curve.

ORA-13070: incorrect number of control points for SDO_GEOMETRY object

Cause: An incorrect number of control points was passed for a Non-Uniform Rational B-Spline curve.

Action: Correct the number of control points for the Non-Uniform Rational B-Spline curve.

ORA-13071: incorrect control points, degree for SDO_GEOMETRY object

Cause: An incorrect number of control points and degree was passed for a Non-Uniform Rational B-Spline curve.

Action: Ensure that the number of control points is greater than the degree for a Non-Uniform Rational B-Spline curve.

ORA-13072: incorrect number of knots for SDO_GEOMETRY object

Cause: An incorrect number of knot values was passed for a Non-Uniform Rational B-Spline curve.

Action: Correct the number of knot values passed for the Non-Uniform Rational B-Spline curve.

ORA-13073: incorrect control point weight value for a SDO_GEOMETRY object

Cause: An incorrect value was passed for the weight of a control point of a Non-Uniform Rational B-Spline curve.

Action: Ensure all weight values for control points are positive.

ORA-13074: incorrect knot value for SDO_GEOMETRY object

Cause: An incorrect knot value was passed for a Non-Uniform Rational B-Spline curve.

Action: Ensure the knot values passed for the Non-Uniform Rational B-Spline curve are in non-decreasing order.

ORA-13075: incorrect knot value sequence for SDO_GEOMETRY object

Cause: An incorrect knot value sequence was passed for a Non-Uniform Rational B-Spline curve.

Action: Ensure the knot values passed for the Non-Uniform Rational B-Spline curve have no more than a sequence of 'k' consecutive identical values or no more than 'k + 1' consecutive same values at the beginning or end of Non-Uniform Rational B-Spline curve.

ORA-13076: incorrect knot value sequence for SDO_GEOMETRY object

Cause: An incorrect knot value sequence was passed for a Non-Uniform Rational B-Spline curve.

Action: Ensure the knot value sequence passed for the Non-Uniform Rational B-Spline curve is a normalized vector beginning at zero and ending at one.

ORA-13077: incorrect start or end point for subelement of a compound curve

Cause: The end point of a subelement for a compound curve was not equal to the start point of the next subelement, or the start point of a subelement was not equal to the end point of the previous subelement and one of the subelements was a NURBS curve.

Action: Ensure that the end point of each subelement is equal to the start point of the next subelement and that the start point of each subelement is equal to the end point of the previous subelement when one of the subelements is a NURBS curve.

ORA-13078: cannot commit a distributed transaction involving spatial index

Cause: An attempt was made to commit changes to a spatial table in a distributed transaction, but spatial indexes are not supported in distributed transactions.

Action: Perform all transactional changes to spatial tables (tables containing spatial geometry columns) in a local non-distributed transaction. For more information about this restriction, refer to the Oracle Spatial Data and Graph documentation.

ORA-13079: invalid schema name

Cause: The specified schema name was invalid.

Action: Check the ALL_SDO_INDEX_METADATA view to ensure that the schema name is valid.

ORA-13080: invalid index name

Cause: The specified spatial index name was invalid.

Action: Check the ALL_SDO_INDEX_METADATA view to ensure that the spatial index name is valid.

ORA-13081: invalid index table name

Cause: The specified index table name was invalid.

Action: Check the ALL_SDO_INDEX_METADATA view to ensure that the index table name is valid. The index table name typically starts with "MDRT_" prefix.

ORA-13082: invalid index partition name

Cause: The specified index partition name was invalid.

Action: Check the ALL_SDO_INDEX_METADATA view to ensure that the index partition name was valid.

ORA-13083: invalid index parameters

Cause: The specified index parameter or parameter combination was invalid.

Action: Check the list of index parameters to ensure that they are correctly specified and valid for the corresponding index operation.

ORA-13084: invalid table type: index organization not supported

Cause: An attempt was made to create the spatial index on an index-organized table (IOT).

Action: Spatial indexes cannot be created on index-organized tables.

ORA-13085: invalid column name

Cause: The specified column name was invalid.

Action: Check the ALL_SDO_INDEX_METADATA view to ensure that the index column name is valid. If the column name is a function, ensure the function name is properly spelled and case-sensitive.

ORA-13086: geometry cannot be an optimized geodetic MBR

Cause: An attempt was made to use optimized geodetic minimum bounding rectangles (MBR).

Action: The object tracker cannot be used on objects that are composed of optimized MBRs.

ORA-13087: incorrect number of query columns

Cause: The number of table columns specified for the PointInPolygon() function was incorrect.

Action: Ensure that there are at least two columns specified, and that the first two columns are of the NUMBER type, representing the X and Y coordinates.

ORA-13088: SQL cursor rows have been pre-fetched

Cause: It has been detected that 1 or more rows have been pre-fetched from the specified query cursor.

Action: One or more rows were pre-fetched from the specified query cursor.

ORA-13089: invalid tolerance

Cause: The specified tolerance value was invalid.

Action: The tolerance value must be greater than 0.0.

ORA-13090: geometry must be 2D

Cause: The specified geometry is not two-dimensional.

Action: Ensure the geometry is two-dimensional.

ORA-13091: unable to process query on geodetic MBR

Cause: The operation is not valid using geodetic MBRs.

Action: Ensure the geometry is not using geodetic MBRs.

ORA-13092: unable to process query

Cause: The operation failed.

Action: Contact Oracle Support Services.

ORA-13093: polygon Rings exceeded half the area of earth

Cause: The polygon ring size exceeded half the area of the earth.

Action: Contact Oracle Support Services.

ORA-13094: invalid cursor

Cause: The specified query cursor was invalid.

Action: Contact Oracle Support Services.

ORA-13095: Element number is wrong

Cause: The specified element number is incorrect.

Action: Ensure the specified element number is valid for the geometry.

ORA-13096: Wrong geometry type

Cause: The specified geometry type is incorrect.

Action: Ensure the specified geometry type (GTYPE) is valid for the geometry.

ORA-13097: wrong element type

Cause: The specified element type is incorrect.

Action: Ensure the specified element type (GTYPE) is valid for the geometry.

ORA-13098: more elements than specified

Cause: There are more elements than were specified.

Action: Ensure the specified number of elements is valid for the geometry.

ORA-13099: wrong RING topology

Cause: The geometry ring topology (inner or outer) is wrong.

Action: Contact Oracle Support Services.

ORA-13100: feature does not exist

Cause: The feature does not exist.

Action: Contact Oracle Support Services.

ORA-13101: invalid ptn_type parameter

Cause: An incorrect ptn_type parameter was specified.

Action: Ensure the ptn_type parameter value is correct.

ORA-13102: invalid ptn_capacity parameter

Cause: An incorrect ptn_capacity parameter was specified.

Action: Ensure the ptn_capacity parameter value is correct.

ORA-13103: invalid numdim parameter

Cause: An incorrect numdim parameter was specified.

Action: Ensure the numdim parameter value is correct.

ORA-13104: null values not allowed in input data

Cause: Null values cannot be specified in the supplied input data.

Action: Ensure that all null-values have been removed from the data.

ORA-13105: invalid Parameters for Partition_Table

Cause: One or more parameters for the Partition_Table() function are invalid.

Action: Ensure that the identified parameters are correctly specified.

ORA-13106: invalid MASK parameter

Cause: The specified MASK parameter was invalid.

Action: Ensure that the MASK parameter values are correctly specified.

ORA-13107: operation not supported for Non-Uniform Rational B-Spline type

Cause: This operation cannot be executed for Non-Uniform Rational B-Spline curves.

Action: Specify a geometry that does not contain a Non-Uniform Rational B-Spline curve type.

ORA-13108: spatial table *string* not found

Cause: The specified spatial table did not exist.

Action: Check the spatial data dictionary to ensure that the table is registered.

ORA-13109: spatial table *string* exists

Cause: The specified spatial table is registered in the Spatial data dictionary.

Action: Remove the existing table from the Spatial data dictionary or use a different name.

ORA-13110: cannot drop topology with associated topo_geometry tables

Cause: The drop_topology procedure was invoked for a topology that has associated topo_geometry layers with it.

Action: Delete the topo_geometry layers from the topology before dropping the topology. Use SDO_TOPO.delete_topo_geometry_layer to delete topo_geometry layers from the topology.

ORA-13111: cannot add topo_geometry layer [*string*] to topology

Cause: It was not possible to add the specified TOPO_GEOMETRY layer to the topology.

Action: Ensure that the TOPO_GEOMETRY layer table exists in the database.

ORA-13112: cannot delete topo_geometry layer [*string*] from topology

Cause: It was not possible to delete the specified topo_geometry layer from the topology.

Action: Check USER_SDO_TOPO_METADATA to see if the specified topo_geometry layer is part of the topology. Only those topo_geometry layers which are part of the topology can be deleted from it.

ORA-13113: invalid tg_layer_id in sdo_topo_geometry constructor

Cause: An invalid layer_id was passed to the SDO_TOPO_GEOMETRY constructor.

Action: Valid layer_ids are obtained by adding a topo_geometry layer to the topology. Check USER_SDO_TOPO_METADATA to find out the layer_id for an existing topo_geometry layer.

ORA-13114: [*string*].NODE\$ table does not exist

Cause: The NODE\$ table for the topology did not exist in the database.

Action: There is a severe corruption of the topology. Call Oracle Support Services with the error number.

ORA-13115: [*string*].EDGE\$ table does not exist

Cause: The EDGE\$ table for the topology did not exist in the database.

Action: There is a severe corruption of the topology. Call Oracle Support Services with the error number.

ORA-13116: [*string*].FACE\$ table does not exist

Cause: The FACE\$ table for the topology did not exist in the database.

Action: There is a severe corruption of the topology. Call Oracle Support Services with the error number.

ORA-13117: [*string*].RELATION\$ table does not exist

Cause: The RELATION\$ table for the topology did not exist in the database.

Action: There is a severe corruption of the topology. Call Oracle Support Services with the error number.

ORA-13118: invalid node_id [*string*]

Cause: A topology node operation was invoked with an invalid node_id.

Action: Check the topology node\$ table to see if the specified node_id exists in the topology.

ORA-13119: invalid edge_id [*string*]

Cause: A topology edge operation was invoked with an invalid edge_id.

Action: Check the topology edge\$ table to see if the specified edge_id exists in the topology.

ORA-13120: invalid face_id [*string*]

Cause: A topology face operation was invoked with an invalid face_id.

Action: Check the topology face\$ table to see if the specified face_id exists in the topology.

ORA-13121: layer type type mismatch with topo_geometry layer type

Cause: The tg_type in SDO_TOPO_GEOMETRY constructor did not match the type specified for the layer.

Action: Check the USER_SDO_TOPO_METADATA view to see the layer type for the layer and use it in the constructor.

ORA-13122: invalid topo_geometry specified

Cause: The SDO_TOPO_GEOMETRY object passed into the function/operator was not valid.

Action: Check the SDO_TOPO_GEOMETRY object and verify that it is a valid topo_geometry object.

ORA-13123: invalid TOPOLOGY name specified

Cause: The create_topo operation requires a unique TOPOLOGY name, that already does not exist in the database.

Action: Check to see if there is already an entry in the USER_SDO_TOPO_METADATA (or the MDSYS.SDO_TOPO_METADATA_TABLE) with this topology name.

ORA-13124: unable to determine column id for column *string*

Cause: This is an internal error.

Action: Contact Oracle Support Services.

ORA-13125: partition key is already set

Cause: A partition key is already set for the spatial table.

Action: Only one partition key can be specified per spatial table.

ORA-13126: unable to determine class for spatial table *string*

Cause: This is an internal error.

Action: Contact Oracle Support Services.

ORA-13127: failed to generate target partition

Cause: This is an internal error.

Action: Contact Oracle Support Services.

ORA-13128: current tiling level exceeds user specified tiling level

Cause: This is an internal error.

Action: Contact Oracle Support Services.

ORA-13129: HHCODE column *string* not found

Cause: The specified spatial column does not exist.

Action: Verify that the specified column is a spatial column by checking the Spatial data dictionary.

ORA-13135: failed to alter spatial table

Cause: This is an internal error.

Action: Contact Oracle Support Services.

ORA-13136: null common code generated

Cause: This is an internal error.

Action: Contact Oracle Support Services.

ORA-13137: failed to generate tablespace sequence number

Cause: This is an internal error.

Action: Contact Oracle Support Services.

ORA-13138: could not determine name of object *string*

Cause: This is an internal error.

Action: Contact Oracle Support Services.

ORA-13139: could not obtain column definition for *string*

Cause: This is an internal error.

Action: Contact Oracle Support Services.

ORA-13140: invalid target type

Cause: The specified target type is not valid.

Action: Substitute a valid target type. Valid target types are TABLE and VIEW.

ORA-13141: invalid RANGE window definition

Cause: The RANGE window specified is not correctly defined.

Action: A RANGE window is defined by specifying the lower and upper boundary of each dimension as a pair of values (e.g.:

lower_bound1,upper_bound1,lower_bound2,upper_bound2,...). There should be an even number of values.

ORA-13142: invalid PROXIMITY window definition

Cause: The PROXIMITY window specified is not correctly defined.

Action: A PROXIMITY window is defined by specifying a center point and a radius. The center point is defined by ND values. There should be ND+1 values.

ORA-13143: invalid POLYGON window definition

Cause: The POLYGON window specified is not correctly defined.

Action: A POLYGON window is defined by specifying N pairs of values that represent the vertices of the polygon. There should be an even number of values.

ORA-13144: target table *string* not found

Cause: This is an internal error.

Action: Contact Oracle Support Services.

ORA-13145: failed to generate range list

Cause: This is an internal error.

Action: Contact Oracle Support Services.

ORA-13146: could not find table substitution variable *string*

Cause: The partition name substitution variable %s was not found in the SQL filter.

Action: The substitution variable %s must be in the SQL filter to indicate where that partition name should be placed.

ORA-13147: failed to generate MBR

Cause: This is an internal error.

Action: Contact Oracle Support Services.

ORA-13148: failed to generate SQL filter

Cause: This is an internal error.

Action: Contact Oracle Support Services.

ORA-13149: failed to generate next sequence number for spatial table *string*

Cause: This is an internal error.

Action: Contact Oracle Support Services.

ORA-13150: failed to insert exception record

Cause: Operation failed to insert a record into the exception table.

Action: Fix any other errors reported.

ORA-13151: failed to remove exception record

Cause: Operation failed to remove a record from the exception table.

Action: Fix any other errors reported.

ORA-13152: invalid HHCODE type

Cause: Specified HHCODE type is not valid.

Action: Substitute a valid HHCODE type. Valid HHCODE types are POINT and LINE.

ORA-13153: invalid high water mark specified

Cause: The high water mark was not greater than or equal to zero.

Action: Ensure that the high water mark is an integer greater than or equal to zero.

ORA-13154: invalid precision specified

Cause: The precision specified is out of range.

Action: The precision must be an integer greater than or equal to zero.

ORA-13155: invalid number of dimensions specified

Cause: The number of dimensions specified is out of range.

Action: The number of dimension must be between 1 and 32.

ORA-13156: table to be registered *string.string* is not empty

Cause: The specified table contained rows.

Action: Ensure that the table to be registered is empty.

ORA-13157: Oracle error *ORAstring* encountered while *string*

Cause: The specified Oracle error was encountered.

Action: Correct the Oracle error.

ORA-13158: Oracle object *string* does not exist

Cause: The specified object does not exist.

Action: Verify that the specified object exists.

ORA-13159: Oracle table *string* already exists

Cause: The specified table already exists.

Action: Drop the specified table.

ORA-13181: unable to determine length of column *string*_SDOINDEX.SDO_CODE

Cause: The length of the SDO_CODE column in the *layer*_SDOINDEX table could not be determined.

Action: Ensure that the *layer*_SDOINDEX table exists with the SDO_CODE column. Verify that the appropriate privileges exist on the table. Then retry the operation.

ORA-13182: failed to read element *string.string.string*

Cause: The specified element could not be read from the *layer*_SDOGEOM table.

Action: Verify that the specified element exists in the table. Then retry the operation.

ORA-13183: unsupported geometric type for geometry *string.string*

Cause: The geometry type in the *layer*_SDOGEOM table is unsupported.

Action: Modify the geometry type to be one of the supported types.

ORA-13184: failed to initialize tessellation package

Cause: Initialization of the tessellation package failed.

Action: Record the error messages that are returned and contact Oracle Support Services.

ORA-13185: failed to generate initial HHCODE

Cause: This is an internal error.

Action: Record the error messages that are returned and contact Oracle Support Services.

ORA-13186: fixed tile size tessellation failed

Cause: This is an internal error.

Action: Record the error messages that are returned and contact Oracle Support Services.

ORA-13187: subdivision failed

Cause: This is an internal error.

Action: Record the error messages that are returned and contact Oracle Support Services.

ORA-13188: cell decode failed

Cause: This is an internal error.

Action: Record the error messages that are returned and contact Oracle Support Services.

ORA-13189: recursive SQL parse failed

Cause: This is an internal error.

Action: Record the error messages that are returned and contact Oracle Support Services.

ORA-13190: recursive SQL fetch failed

Cause: This is an internal error.

Action: Record the error messages that are returned and contact Oracle Support Services.

ORA-13191: failed to read SDO_ORDCNT value

Cause: This is an internal error.

Action: Record the error messages that are returned and contact Oracle Support Services.

ORA-13192: failed to read number of element rows

Cause: This is an internal error.

Action: Record the error messages that are returned and contact Oracle Support Services.

ORA-13193: failed to allocate space for geometry

Cause: There was insufficient memory to read the geometry from the database.

Action: Validate the geometry. Record the error messages that are returned and contact Oracle Support Services.

ORA-13194: failed to decode supercell

Cause: This is an internal error.

Action: Contact Oracle Support Services.

ORA-13195: failed to generate maximum tile value

Cause: This is an internal error.

Action: Record the error messages that are returned and contact Oracle Support Services.

ORA-13196: failed to compute supercell for element *string.string.string*

Cause: The system was unable to compute the minimum bounding HHCODE or supercell for the geometry.

Action: Another error might accompany this error. Correct the accompanying error. Also, validate the geometry for correctness.

ORA-13197: element *string.string.string* is out of range

Cause: Tessellation did not generate any tiles for this element. This error could be caused if the geometry definition puts the geometry outside the domain defined in the *layer_SDODIM* table.

Action: Verify that the geometry is valid and within the defined domain.

ORA-13198: Spatial error: *string*

Cause: Internal error in some Oracle Spatial stored procedure.

Action: Record the sequence of procedure calls or events that preceded this error, and contact Oracle Support Services if the error message text does not clearly specify the cause of the error.

ORA-13199: *string*

Cause: This is an internal error.

Action: Contact Oracle Support Services.

ORA-13200: internal error [*string*] in spatial indexing.

Cause: This is an internal error.

Action: Contact Oracle Support Services with the exact error text.

ORA-13201: invalid parameters supplied in CREATE INDEX statement

Cause: An error was encountered while trying to parse the parameters clause for the spatial CREATE INDEX statement.

Action: Check the Oracle Spatial documentation for the number, syntax, and semantics of expected parameters for spatial index creation.

ORA-13202: failed to create or insert into the SDO_INDEX_METADATA table

Cause: An error was encountered while trying to create the SDO_INDEX_METADATA table or insert data into it.

Action: Verify that the current user has CREATE TABLE privilege and that the user has sufficient quota in the default or specified tablespace.

ORA-13203: failed to read USER_SDO_GEOM_METADATA view

Cause: An error encountered while trying to read the USER_SDO_GEOM_METADATA view.

Action: Check that USER_SDO_GEOM_METADATA has an entry for the current geometry table.

ORA-13204: failed to create spatial index table

Cause: An error was encountered while trying to create the index table.

Action: Check that user has CREATE TABLE privilege in the current schema and that the user has sufficient quota in the default or specified tablespace.

ORA-13205: internal error while parsing spatial parameters

Cause: An internal error was encountered while parsing the spatial parameters.

Action: Check that the parameters passed in the parameter string are all valid.

ORA-13206: internal error [*string*] while creating the spatial index

Cause: An internal error was encountered while creating the spatial index.

Action: Contact Oracle Support Services with the exact error text.

ORA-13207: incorrect use of the [*string*] operator

Cause: An error was encountered while evaluating the specified operator.

Action: Check the parameters and the return type of the specified operator.

ORA-13208: internal error while evaluating [*string*] operator

Cause: An internal error was encountered.

Action: Contact Oracle Support Services with the exact error text.

ORA-13209: internal error while reading SDO_INDEX_METADATA table

Cause: An internal error was encountered while trying to read the SDO_INDEX_METADATA table.

Action: Contact Oracle Support Services. Note this and accompanying error numbers.

ORA-13210: error inserting data into the index table

Cause: An error was encountered while trying to insert data into the index table. Likely causes are: - Insufficient quota in the current tablespace - User does not appropriate privileges

Action: Check the accompanying error messages.

ORA-13211: failed to tessellate the window object

Cause: An internal error was encountered while trying to tessellate the window object.

Action: Verify the geometric integrity of the window object using the `VALIDATE_GEOMETRY_WITH_CONTEXT` procedure.

ORA-13212: failed to compare tile with the window object

Cause: The spatial relationship between a generated tile and the specified window object could not be determined.

Action: This is an internal error. Verify the geometry using the `VALIDATE_GEOMETRY_WITH_CONTEXT` procedure. If the procedure does not return any errors, note any accompanying errors and contact Oracle Support Services.

ORA-13213: failed to generate spatial index for window object

Cause: Another error, indicating the real cause of the problem, should accompany this error.

Action: Correct any accompanying errors. If no accompanying error message appears, contact Oracle Support Services.

ORA-13214: failed to compute supercell for window object

Cause: The system was unable to compute the minimum bounding tile or supercell for the geometry.

Action: Another error might accompany this error. Correct the accompanying error. Also, validate the geometry for correctness.

ORA-13215: window object is out of range

Cause: Tessellation did not generate any tiles for this geometry. This error could be caused if the geometry definition puts the geometry outside the domain defined in the `USER_SDO_GEOM_METADATA` view.

Action: Verify that the geometry is valid and within the defined domain.

ORA-13216: failed to update spatial index

Cause: Another error will accompany this message that will indicate the problem.

Action: Correct any accompanying errors. If no accompanying error message appears, contact Oracle Support Services.

ORA-13217: invalid parameters supplied in ALTER INDEX statement

Cause: An error was encountered while trying to parse the parameters clause for the spatial `ALTER INDEX` statement.

Action: Check the Oracle Spatial documentation for the number, syntax, and semantics of expected parameters for the spatial `ALTER INDEX` statement.

ORA-13218: max number of supported index tables reached for [*string*] index

Cause: An `add_index` parameter was passed to `ALTER INDEX` when the number of existing index tables is already at maximum.

Action: Delete one of the index tables before adding another index table.

ORA-13219: failed to create spatial index table [*string*]

Cause: An error was encountered while trying to create the index table.

Action: There is a table in the index's schema with the specified name. The CREATE INDEX statement will try to create an index table with this name. Either rename this table or change the name of the index.

ORA-13220: failed to compare tile with the geometry

Cause: The spatial relationship between a generated tile and the specified geometry could not be determined.

Action: This is an internal error. Validate the geometry using the VALIDATE_GEOMETRY_WITH_CONTEXT procedure. If the procedure does not return any errors, note any errors that accompany ORA-13220 and contact Oracle Support Services.

ORA-13221: unknown geometry type in the geometry object

Cause: The SDO_GTYPE attribute in the geometry object contains an invalid value

Action: Redefine the geometric type in the geometry table using one of the supported SDO_GTYPE values. See the Oracle Spatial documentation for an explanation of SDO_GTYPE and its possible values.

ORA-13222: failed to compute supercell for geometry in *string*

Cause: The system was unable to compute the minimum bounding tile or supercell for a geometry in the specified table.

Action: Another error might accompany this error. Correct the accompanying error. Also, validate the geometry for correctness.

ORA-13223: duplicate entry for *string* in SDO_GEOM_METADATA

Cause: There are duplicate entries for the given table and column value pair in the USER_SDO_GEOM_METADATA view.

Action: Check that the specified table and geometry column names are correct. There should be only one entry per table, geometry column pair in the USER_SDO_GEOM_METADATA view.

ORA-13224: zero tolerance specified for layer in USER_SDO_GEOM_METADATA

Cause: A tolerance of zero or NULL was supplied for a layer in the USER_SDO_GEOM_METADATA view.

Action: Check the tolerance specified to ensure that it is a positive value.

ORA-13225: specified index table name is too long for a spatial index

Cause: An index table name is specified which is longer than the supported length of the spatial index table name.

Action: Check the supported size of the index table name and reduce the size of the index name.

ORA-13226: interface not supported without a spatial index

Cause: The geometry table does not have a spatial index.

Action: Verify that the geometry table referenced in the spatial operator has a spatial index on it.

ORA-13227: SDO_LEVEL values for the two index tables do not match

Cause: The SDO_LEVEL values for the two index tables used in the spatial join operator do not match.

Action: Verify that two compatible indexes are used for the spatial join operator. Quadtree indexes are compatible if they have the same SDO_LEVEL and SDO_NUMTILES values

ORA-13228: spatial index create failed due to invalid type

Cause: An attempt was made to create a spatial index on a column of type other than SDO_GEOMETRY.

Action: Ensure that the index is created on a column of type SDO_GEOMETRY.

ORA-13230: failed to create temporary table [*string*] during R-tree creation

Cause: The specified temporary table either already exists or there is not enough tablespace.

Action: Delete the table if it already exists and verify if the current user has CREATE TABLE privileges and has sufficient space in the default or specified tablespace.

ORA-13231: failed to create index table [*string*] during R-tree creation

Cause: The specified index table either already exists or there is not enough tablespace.

Action: Delete the table if it already exists and verify if the current user has CREATE TABLE privileges and has sufficient space in the default or specified tablespace. If that fails to correct the problem, contact Oracle Support Services.

ORA-13232: failed to allocate memory during R-tree creation

Cause: This feature assumes a minimum of 64K memory for bulk creation.

Action: Create the index for a small subset of the data. Then, use transactional insert operations for the rest of the data.

ORA-13233: failed to create sequence number [*string*] for R-tree

Cause: The specified sequence number exists.

Action: Delete the sequence object, or contact Oracle Support Services.

ORA-13234: failed to access R-tree-index table [*string*]

Cause: The index table is either deleted or corrupted.

Action: Rebuild the index or contact Oracle Support Services with accompanying error messages.

ORA-13236: internal error in R-tree processing: [*string*]

Cause: An internal error occurred in R-tree processing.

Action: Contact Oracle Support Services with the message text.

ORA-13237: internal error during R-tree concurrent updates: [*string*]

Cause: An inconsistency is encountered during concurrent updates, possibly due to the use of serializable isolation level.

Action: Change the isolation level to "read committed" using the ALTER SESSION statement, or contact Oracle Support Services with the message text.

ORA-13239: sdo_dimensionality not specified during n-d R-tree creation

Cause: An error occurred in reading the dimensionality parameter

Action: Check the documentation for a valid range, and specify the dimensionality as a parameter.

ORA-13240: specified dimensionality greater than that of the query mbr

Cause: An error occurred because of too few values in the query minimum bounding rectangle (MBR).

Action: Omit the dimensionality, or use the dimensionality of the query.

ORA-13241: specified dimensionality does not match that of the data

Cause: An error occurred because the dimensionality specified in the CREATE INDEX statement does not match that of the data.

Action: Change the statement to reflect the data dimensionality.

ORA-13243: specified operator is not supported for 3- or higher-dimensional R-tree

Cause: Currently, an R-tree index with three or more index dimensions can be used only with the SDO_FILTER operator.

Action: Use the SDO_FILTER operator, and check the documentation for the querytype parameter for SDO_FILTER; or contact Oracle Support Services.

ORA-13249: *string*

Cause: An internal error was encountered in the extensible spatial index component. The text of the message is obtained from some other server component.

Action: Contact Oracle Support Services with the exact error text.

ORA-13250: insufficient privileges to modify metadata table entries

Cause: The user requesting the operation does not have the appropriate privileges on the referenced tables.

Action: Check that the specified feature and geometry table names are correct, and then verify that the current user has at least SELECT privilege on those tables.

ORA-13251: duplicate entry *string* in metadata table

Cause: The specified entry already exists in the metadata table.

Action: Check that the specified feature and geometry table names are correct. A feature-geometry table association should be registered only once.

ORA-13260: layer table *string* does not exist

Cause: Data migration source table *layer_SDOGEOM* does not exist.

Action: Ensure that the specified layer name is correct and that the corresponding spatial layer tables exist in the current schema.

ORA-13261: geometry table *string* does not exist

Cause: The specified geometry table does not exist in the current schema.

Action: Create a table containing a column of type SDO_GEOMETRY and a column of type NUMBER for the GID values.

ORA-13262: geometry column *string* does not exist in table *string*

Cause: The specified table does not have a column of type SDO_GEOMETRY.

Action: Alter or re-create the table such that it includes a column of type SDO_GEOMETRY and a column of type NUMBER.

ORA-13263: column *string* in table *string* is not of type SDO_GEOMETRY

Cause: The column intended for storing the geometry is not of type SDO_GEOMETRY.

Action: Alter the column definition to be of type SDO_GEOMETRY.

ORA-13264: geometry identifier column *string* does not exist in table *string*

Cause: The specified table does not contain a GID column.

Action: Confirm that the GID column name was correctly specified and that it exists in the specified table.

ORA-13265: geometry identifier column *string* in table *string* is not of type NUMBER

Cause: GID column is not of type NUMBER.

Action: Alter the table definition such that the column containing the geometry identifier (GID) is of type NUMBER.

ORA-13266: error inserting data into table *string*

Cause: An OCI error occurred, or the user has insufficient quota in the active tablespace, or the rollback segments are too small.

Action: There should be an accompanying error message that indicates the cause of the problem. Take appropriate action to correct the indicated problem.

ORA-13267: error reading data from layer table *string*

Cause: There was an error reading the geometry data from the *layer_SDOGEOM* table.

Action: Verify that *layer_SDOGEOM* and *layer_SDODIM* exist. If they do exist, run `VALIDATE_LAYER_WITH_CONTEXT` on the specified layer.

ORA-13268: error obtaining dimension from `USER_SDO_GEOM_METADATA`

Cause: There is no entry in the `USER_SDO_GEOM_METADATA` view for the specified geometry table.

Action: Insert an entry for the destination geometry table with the correct dimension information.

ORA-13269: internal error [*string*] encountered when processing geometry table

Cause: An internal error occurred.

Action: Contact Oracle Support Services with the exact error message text.

ORA-13270: OCI error \n*string*

Cause: An OCI error occurred while processing the layer or geometry tables.

Action: Take the appropriate steps to correct the OCI-specific error.

ORA-13271: error allocating memory for geometry object

Cause: Insufficient memory.

Action: Make more memory available to the current session/process.

ORA-13272: geometric object *string* in table *string* is invalid

Cause: The specified object failed the geometric integrity checks performed by the validation function.

Action: Check the Oracle Spatial documentation for information about the geometric integrity checks performed by `VALIDATE_GEOMETRY_WITH_CONTEXT` and correct the geometry definition if required.

ORA-13273: dimension metadata table *string* does not exist

Cause: The *layer_SDODIM* table does not exist.

Action: Verify that the specified layer name is correct and that the *layer_SDODIM* table exists in the current schema.

ORA-13274: operator invoked with non-compatible SRIDs

Cause: A spatial operator was invoked with a window geometry with an SRID but the layer has no SRID; or the window has no SRID but the layer has an SRID.

Action: Ensure that the layer and window both have an SRID or that they both do not have an SRID.

ORA-13275: spatial index creation failure on unsupported type

Cause: An attempt was made to create a spatial index on a column that was not of type SDO_GEOMETRY.

Action: A spatial index can only be created on a column of type SDO_GEOMETRY. Ensure that the indexed column is of type SDO_GEOMETRY.

ORA-13276: internal error [*string*] in coordinate transformation

Cause: OCI internal error.

Action: Contact Oracle Support Services with the exact error message text.

ORA-13278: failure to convert SRID to native format

Cause: OCI internal error.

Action: Contact Oracle Support Services with the exact error message text.

ORA-13281: failure in execution of SQL statement to retrieve WKT

Cause: OCI internal error, or SRID does not match a table entry.

Action: Check that a valid SRID is being used.

ORA-13282: failure on initialization of coordinate transformation

Cause: Parsing error on source or destination coordinate system WKT, or incompatible coordinate systems.

Action: Check the validity of the WKT for table entries, and check if the requested transformation is valid.

ORA-13283: failure to get new geometry object for conversion in place

Cause: OCI internal error.

Action: Contact Oracle Support Services with the exact error message text.

ORA-13284: failure to copy geometry object for conversion in place

Cause: OCI internal error.

Action: Contact Oracle Support Services with the exact error message text.

ORA-13285: Geometry coordinate transformation error

Cause: A coordinate pair was out of valid range for a conversion/projection.

Action: Check that data to be transformed is consistent with the desired conversion/projection.

ORA-13287: can't transform unknown gtype

Cause: A geometry with a gtype of ≤ 0 was specified for transformation. Only a gtype ≥ 1 is allowed.

Action: Check the Oracle Spatial documentation for SDO_GTYPE values, and specify a value whose last digit is 1 or higher.

ORA-13288: point coordinate transformation error

Cause: An internal error occurred while transforming points.

Action: Check the accompanying error messages.

ORA-13290: the specified unit is not supported

Cause: An Oracle Spatial function was called with an unknown UNIT value.

Action: Check Spatial documentation for the supported units, and call the function with the correct UNIT parameter.

ORA-13291: conversion error between the specified unit and standard unit

Cause: Cannot convert the specified unit from/to standard unit for linear distance, angle, or area.

Action: Check the unit specification and respecify it.

ORA-13292: incorrect ARC_TOLERANCE specification

Cause: When a SDO_BUFFER or SDO_AGGR_BUFFER function is called on a geodetic geometry, or SDO_ARC_DENSIFY is called, ARC_TOLERANCE must be specified, and it should not be less than the tolerance specified for the geometry.

Action: Check the ARC_TOLERANCE specification and ensure that it is correct.

ORA-13293: cannot specify unit for geometry without a georeferenced SRID

Cause: An Oracle Spatial function with a UNIT parameter was called on a geometry without a georeferenced SRID.

Action: Ensure that spatial functions with UNIT parameters are only called on geometries with georeferenced SRIDs.

ORA-13294: cannot transform geometry containing circular arcs

Cause: An attempt was made to transform a 3-point representation of a circular arc without distortion.

Action: Ensure that a geometry does not contain circular arcs.

ORA-13295: geometry objects are in different coordinate systems

Cause: An Oracle Spatial function was called with two geometries that have different SRIDs.

Action: Transform geometry objects to be in the same coordinate system and call the spatial function.

ORA-13296: incorrect coordinate system specification

Cause: Wrong numbers in WKT for Earth radius or flattening for the current SRID.

Action: Check WKT in the MDSYS.CS_SRS table for Earth radius and inverse flattening.

ORA-13300: single point transform error

Cause: Low-level coordinate transformation error trap.

Action: Check the accompanying error messages.

ORA-13303: failure to retrieve a geometry object from a table

Cause: OCI internal error.

Action: Contact Oracle Support Services with the exact error message text.

ORA-13304: failure to insert a transformed geometry object in a table

Cause: OCI internal error.

Action: Contact Oracle Support Services with the exact error message text.

ORA-13330: invalid MASK

Cause: The MASK passed to the RELATE function is not valid.

Action: Verify that the mask is not NULL. See the Oracle Spatial documentation for a list of supported masks.

ORA-13331: invalid LRS segment

Cause: The given LRS segment was not a valid line string.

Action: A valid LRS geometric segment is a line string geometry in Oracle Spatial. It could be a simple or compound line string (made of lines or arcs, or both). The dimension information must include the measure dimension as the last element in the Oracle Spatial metadata. Currently, the number of dimensions for an LRS segment must be greater than 2 (x/y or longitude/latitude, plus measure)

ORA-13332: invalid LRS point

Cause: The specified LRS point was not a point geometry with measure information.

Action: Check the given point geometry. A valid LRS point is a point geometry in Oracle Spatial with an additional dimension for measure.

ORA-13333: invalid LRS measure

Cause: The given measure for linear referencing was out of range.

Action: Redefine the measure.

ORA-13334: LRS segments not connected

Cause: The specified geometric segments are not connected.

Action: Check the start/end points of the given geometric segments.

ORA-13335: LRS measure information not defined

Cause: The measure information of a geometric segment was not assigned (IS NULL).

Action: Assign/define the measure information. An LRS geometric segment is defined if its start and end measure are assigned (non-null).

ORA-13336: failure in converting standard diminfo/geometry to LRS dim/geom

Cause: There is no room for the measure dimension in the given diminfo, or the specified standard geometry is not a point a line string.

Action: Check if the diminfo dimensions are less than 3 or if the geometry type is point or line string.

ORA-13337: failure in concatenating LRS polygons

Cause: Referencing system (LRS) concatenation involving LRS polygons is not supported.

Action: Check the geometry and element types to ensure that the concatenate operation is not called with a polygon type.

ORA-13338: failure in reversing LRS polygon/collection geometry

Cause: Reversing a referencing system (LRS) polygon or collection geometry produced an invalid geometry.

Action: Check the geometry type to ensure that this operation is called on non-polygon geometries.

ORA-13339: LRS polygon clipping across multiple rings

Cause: Clipping (dynseg) a polygon across multiple rings is not allowed.

Action: Polygon clipping is allowed only for a single ring.

ORA-13340: a point geometry has more than one coordinate

Cause: A geometry, specified as being a point, has more than one coordinate in its definition.

Action: A point has only one coordinate. If this geometry is intended to represent a point cluster, line, or polygon, set the appropriate SDO_GTYPE or SDO_ETYPE value. If this is a single point object, remove the extraneous coordinates from its definition.

ORA-13341: a line geometry has fewer than two coordinates

Cause: A geometry, specified as being a line, has fewer than two coordinates in its definition.

Action: A line must consist of at least two distinct coordinates. Correct the geometric definition, or set the appropriate SDO_GTYPE or SDO_ETYPE attribute for this geometry.

ORA-13342: an arc geometry has fewer than three coordinates

Cause: A geometry, specified as being an arc, has fewer than three coordinates in its definition.

Action: An arc must consist of at least three distinct coordinates. Correct the geometric definition, or set the appropriate SDO_GTYPE or SDO_ETYPE attribute for this geometry.

ORA-13343: a polygon geometry has fewer than four coordinates

Cause: A geometry, specified as being a polygon, has fewer than four coordinates in its definition.

Action: A polygon must consist of at least four distinct coordinates. Correct the geometric definition, or set the appropriate SDO_GTYPE or SDO_ETYPE attribute for this geometry.

ORA-13344: an arcpolygon geometry has fewer than five coordinates

Cause: A geometry, specified as being an arcpolygon, has fewer than five coordinates in its definition.

Action: An arcpolygon must consist of at least five coordinates. An arcpolygon consists of an ordered sequence of arcs, each of which must be described using three coordinates. Since arcs are connected the end-point of the first is the start of the second and does not have to be repeated. Correct the geometric definition, or set the appropriate SDO_GTYPE or SDO_ETYPE attribute for this geometry.

ORA-13345: a compound polygon geometry has fewer than five coordinates

Cause: A geometry, specified as being a compound polygon, has fewer than five coordinates in its definition.

Action: A compound polygon must contain at least five coordinates. A compound polygon consists of at least one arc and one line, each of which must be described using three and at least two distinct coordinates respectively. Correct the geometric definition, or set the appropriate SDO_GTYPE or SDO_ETYPE attribute for this geometry.

ORA-13346: the coordinates defining an arc are collinear

Cause: Invalid definition of an arc. An arc is defined using three non-collinear coordinates.

Action: Alter the definition of the arc, or set the SDO_ETYPE or SDO_GTYPE to the line type.

ORA-13347: the coordinates defining an arc are not distinct

Cause: Two or more of the three points defining an arc are the same.

Action: Alter the definition of the arc to ensure that three distinct coordinate values are used.

ORA-13348: polygon boundary is not closed

Cause: The boundary of a polygon does not close.

Action: Alter the coordinate values or the definition of the SDO_GTYPE or SDO_ETYPE attribute of the geometry.

ORA-13349: polygon boundary crosses itself

Cause: The boundary of a polygon intersects itself.

Action: Correct the geometric definition of the object.

ORA-13350: two or more rings of a complex polygon touch

Cause: The inner or outer rings of a complex polygon touch.

Action: All rings of a complex polygon must be disjoint. Correct the geometric definition of the object.

ORA-13351: two or more rings of a complex polygon overlap

Cause: The inner or outer rings of a complex polygon overlap.

Action: All rings of a complex polygon must be disjoint. Correct the geometric definition of the object.

ORA-13352: the coordinates do not describe a circle

Cause: The set of coordinates used to describe a circle are incorrect.

Action: Confirm that the set of coordinates actually represent points on the circumference of a circle.

ORA-13353: ELEM_INFO_ARRAY not grouped in threes

Cause: The ELEM_INFO_ARRAY in an SDO_GEOMETRY definition has more or fewer elements than expected.

Action: Confirm that the number of elements in ELEM_INFO_ARRAY is divisible by 3.

ORA-13354: incorrect offset in ELEM_INFO_ARRAY

Cause: The offset field in ELEM_INFO_ARRAY of an SDO_GEOMETRY definition references an invalid array subscript in SDO_ORDINATE_ARRAY.

Action: Confirm that the offset is a valid array subscript in SDO_ORDINATE_ARRAY.

ORA-13355: SDO_ORDINATE_ARRAY not grouped by number of dimensions specified

Cause: The number of elements in SDO_ORDINATE_ARRAY is not a multiple of the number of dimensions supplied by the user.

Action: Confirm that the number of dimensions is consistent with data representation in SDO_ORDINATE_ARRAY.

ORA-13356: adjacent points in a geometry are redundant

Cause: There are repeated points in the sequence of coordinates.

Action: Remove the redundant point.

ORA-13357: extent type does not contain 2 points

Cause: Extent type should be represented by two points: lower left and upper right.

Action: Confirm that there are only two points for an extent type.

ORA-13358: circle type does not contain 3 points

Cause: Circle type should be represented by three distinct points on the circumference.

Action: Confirm that there are only three points for a circle type.

ORA-13359: extent does not have an area

Cause: The two points representing the extent are identical.

Action: Confirm that the two points describing the extent type are distinct.

ORA-13360: invalid subtype in a compound type

Cause: This subtype is not allowed within the ETYPE specified.

Action: Check the Oracle Spatial documentation for type definitions.

ORA-13361: not enough sub-elements within a compound ETYPE

Cause: The compound type declare more sub-elements than actually defined.

Action: Confirm that the number of sub-elements is consistent with the compound type declaration.

ORA-13362: disjoint sub-element in a compound polygon

Cause: Compound polygon must describe an enclosed area.

Action: Confirm that all sub-elements are connected.

ORA-13363: no valid ETYPE in the geometry

Cause: None of the ETYPES within the geometry is supported.

Action: Confirm that there is at least one valid ETYPE.

ORA-13364: layer dimensionality does not match geometry dimensions

Cause: The spatial layer had a geometry with a different dimensions than the dimensions specified for the layer.

Action: Ensure that all geometries in a layer have the same dimensions and that they match the dimensions in the SDO_DIM_ARRAY object for the layer in the USER_SDO_GEOM_METADATA view.

ORA-13365: layer SRID does not match geometry SRID

Cause: The spatial layer had a geometry with a different SRID than the SRID specified for the layer.

Action: Ensure that all geometries in a layer have the same SRID and that the SRIDs match the SRID for the layer in the USER_SDO_GEOM_METADATA view.

ORA-13366: invalid combination of interior exterior rings

Cause: In an Oracle Spatial geometry, interior and exterior rings were not used consistently.

Action: Ensure that the interior rings corresponding to an exterior ring follow the exterior ring in the ordinate array.

ORA-13367: wrong orientation for interior/exterior rings

Cause: In an Oracle Spatial geometry, the exterior and/or interior rings are not oriented correctly.

Action: Be sure that the exterior rings are oriented counterclockwise and the interior rings are oriented clockwise.

ORA-13368: simple polygon type has more than one exterior ring

Cause: In a polygon geometry there is more than one exterior ring.

Action: Set the type to be multipolygon if more than one exterior ring is present in the geometry.

ORA-13369: invalid value for etype in the 4-digit format

Cause: A 4-digit etype for a non-polygon type element is used, or the orientation is not a valid orientation for interior/exterior rings of the polygon.

Action: Correct the geometry definition.

ORA-13370: failure in applying 3D LRS functions

Cause: Only non-geodetic 3D line string geometries (made of line segments) are supported for 3D LRS functions.

Action: Check the geometry and element types and the SRID values.

ORA-13371: invalid position of measure dimension

Cause: LRS measure dimension has to be after spatial dimensions. The position has to be either 3rd or 4th in the dim_info_array.

Action: Check the geometry's gtype and its position in the dim_info_array.

ORA-13372: failure in modifying metadata for a table with spatial index

Cause: Modifying the metadata after the index is created will cause an inconsistency between the geometry's gtype and diminfo.

Action: Modify (or Prepare) metadata before creating an index on the SDO_GEOMETRY column.

ORA-13373: invalid line segment in geodetic data

Cause: A geodetic line segment was not less than half of a great circle.

Action: Densify the line by adding points.

ORA-13374: SDO_MBR not supported for geodetic data

Cause: The SDO_MBR functionality is not supported for geodetic data.

Action: Find an alternative function that can be used in this context.

ORA-13375: the layer is of type [string] while geometry inserted has type [string]

Cause: The layer has a type that is different or inconsistent with the type of the current geometry.

Action: Change the geometry type to agree with the layer type, or change the layer type to agree with the geometry type.

ORA-13376: invalid type name specified for layer_gtype parameter

Cause: An invalid type name is specified for the layer_gtype constraint.

Action: See the Spatial documentation for of valid keywords that can be used in defining a layer_gtype constraint.

ORA-13377: invalid combination of elements with orientation

Cause: An element of the geometry had orientation specified while some other element had no orientation specified (4-digit etype).

Action: Ensure that all of the polygon elements have orientation specified using the 4-digit etype notation.

ORA-13378: invalid index for element to be extracted

Cause: An invalid (or out of bounds) index was specified for extracting an element from a geometry.

Action: Ensure that the parameters to the extract function are in the valid range for the geometry.

ORA-13379: invalid index for sub-element to be extracted

Cause: An invalid (or out of bounds) index was specified for extracting a sub-element from a geometry.

Action: Ensure that the parameters to the extract function are in the valid range for the geometry.

ORA-13380: network not found

Cause: The specified network was not found in the network metadata.

Action: Insert the network information in the USER_SDO_NETWORK_METADATA view.

ORA-13381: table:string not found in network:string

Cause: The specified table was not found in the network metadata.

Action: Insert the table information in the USER_SDO_NETWORK_METADATA view.

ORA-13382: geometry metadata (table:string column:string) not found in spatial network:string

Cause: The specified geometry metadata was not found in the spatial network metadata.

Action: Insert the spatial metadata information in the USER_SDO_NETWORK_METADATA view.

ORA-13383: inconsistent network metadata: string

Cause: There was an inconsistency between the network metadata and the node/link information.

Action: Check the network metadata and the node/link information.

ORA-13384: error in network schema: string

Cause: The network table(s) did not have required column(s)

Action: Check the network schema.

ORA-13385: error in network manager: [string]

Cause: There was an internal error in network manager.

Action: Contact Oracle Customer Support for more help.

ORA-13386: commit/rollback operation error: [string]

Cause: The index-level changes were not fully incorporated as part of the commit or rollback operation.

Action: Correct the specified error and use the following statement: ALTER INDEX *index-name* PARAMETERS ('index_status=synchronize');

ORA-13387: sdo_batch_size for array inserts should be in the range [number,number]

Cause: The specified value for sdo_batch_size was too high or too low.

Action: Change the value to be in the specified range.

ORA-13388: invalid value for dst_spec parameter

Cause: The dst_spec parameter was specified in the wrong format.

Action: Check the documentation for this parameter.

ORA-13389: unable to compute buffers or intersections in analysis function

Cause: There was an internal error in computing the buffers or intersections in the specified spatial analysis function.

Action: Modify the tolerance value in the USER_SDO_GEOM_METADATA view before invoking the spatial analysis function.

ORA-13390: error in spatial analysis and mining function: [string]

Cause: There was an internal error in the specified analysis function.

Action: Contact Oracle Customer Support for more help.

ORA-13391: string

Cause: An attempt was made to violate GeoRaster management restrictions.

Action: Check the documentation for more detailed information.

ORA-13392: status report error: string

Cause: There was an error on status report related operation.

Action: Check the error message for details.

ORA-13393: null or invalid string parameter

Cause: The operation failed because the input parameter was null or invalid.

Action: Correct the parameter and try again.

ORA-13397: different dimension sizes in the input GeoRaster objects

Cause: The two input GeoRaster objects had different dimension sizes.

Action: Check the documentation and ensure that the dimension size is the same for both input GeoRaster objects.

ORA-13398: invalid expression parameter: string

Cause: The expression parameter was not a valid math expression.

Action: Check the documentation and ensure that the expression parameter is correct.

ORA-13399: invalid condition parameter: string

Cause: The condition parameter was not a valid boolean expression.

Action: Check the documentation and ensure that the condition parameter is correct.

ORA-13400: duplicate entry for *string* in USER_SDO_GEOR_SYSDATA view

Cause: The current operation caused a duplicate RASTER_DATA_TABLE and RASTER_ID combination to be inserted into the USER_SDO_GEOR_SYSDATA view.

Action: Ensure that the RASTER_DATA_TABLE and RASTER_ID combination to be inserted into the USER_SDO_GEOR_SYSDATA view is unique.

ORA-13401: duplicate entry for *string* in USER_SDO_GEOR_SYSDATA view

Cause: The RASTER_DATA_TABLE and RASTER_ID columns contained the same information in two or more rows in the USER_SDO_GEOR_SYSDATA view.

Action: Ensure that the RASTER_DATA_TABLE and RASTER_ID columns in the USER_SDO_GEOR_SYSDATA view contain the correct information, and that the value pair is unique for each row.

ORA-13402: the rasterType is null or not supported

Cause: The specified rasterType was null or not supported.

Action: Check the documentation for the rasterType number and/or formats supported by GeoRaster.

ORA-13403: invalid rasterDataTable specification: *string*

Cause: The raster data table name specified for a GeoRaster object was not unique among raster data table names in the database; or for a GeoRaster object, which was not empty and was not blank, or was used as an output GeoRaster object, one or more of the following requirements were not met. The raster data table must: - Exist. - Be visible in the current schema. - Be defined in the same schema as the GeoRaster data table. - Be an object table of SDO_RASTER type or a relational table with the same columns as the attributes of the SDO_RASTER type.

Action: Check the rasterDataTable specification and ensure that all relevant raster data table requirements are met.

ORA-13404: invalid ultCoordinate parameter

Cause: The ultCoordinate array parameter had the wrong length or contained an invalid value.

Action: Check the documentation and ensure that the ultCoordinate parameter is correct.

ORA-13405: null or invalid dimensionSize parameter

Cause: The dimensionSize array parameter was NULL, had the wrong length, or contained an invalid value.

Action: Check the documentation and ensure that the dimensionSize parameter is correct.

ORA-13406: null or invalid GeoRaster object for output

Cause: The GeoRaster object for output was NULL or invalid.

Action: Ensure that the GeoRaster object for output has been initialized properly.

ORA-13407: invalid storage parameter *string*

Cause: The storage parameter contained an invalid specification.

Action: Check the documentation and ensure that the storage parameter is correct.

ORA-13408: invalid blockSize storage parameter

Cause: The blockSize storage parameter had the wrong length or contained an invalid value.

Action: Check the documentation and ensure that the blockSize storage parameter is correct.

ORA-13409: null or invalid pyramidLevel parameter

Cause: The specified pyramidLevel parameter was NULL or invalid.

Action: Ensure that the pyramidLevel parameter specifies a valid pyramid level value for the GeoRaster object.

ORA-13410: invalid layerNumbers or bandNumbers parameter

Cause: The layerNumbers or bandNumbers parameter was invalid.

Action: Check the documentation and ensure that the layerNumbers or bandNumbers parameter is valid.

ORA-13411: subset results in null data set

Cause: The intersection of cropArea and source GeoRaster object was NULL.

Action: Check the documentation and ensure that the cropArea parameter is correct.

ORA-13412: invalid scale parameterstring

Cause: The scale parameter contained an invalid specification.

Action: Check the documentation and ensure that the scale parameter is correct.

ORA-13413: null or invalid resampling parameter

Cause: The resampling parameter was NULL or invalid.

Action: Check the documentation and ensure that the resampling parameter is correct.

ORA-13414: invalid pyramid parameter

Cause: The pyramid parameter was invalid.

Action: Check the documentation and ensure that the pyramid parameter is correct.

ORA-13415: invalid or out of scope point specification

Cause: The point position specified by the <ptGeom, layerNumber> or <rowNumber, colNumber, bandNumber> parameter combination was invalid or out of scope.

Action: Ensure that the parameters specify a valid point that is or can be translated into a cell position inside the cell space of the GeoRaster object.

ORA-13416: invalid geometry parameter

Cause: The geometry parameter did not specify a valid single-point geometry.

Action: Specify a valid single-point geometry.

ORA-13417: null or invalid layerNumber parameter

Cause: The layerNumber parameter was null or out of scope.

Action: Specify a valid layerNumber parameter.

ORA-13418: null or invalid parameter(s) for set functions

Cause: A parameter for set metadata operations was null or invalid.

Action: Check the documentation for information about the parameters.

ORA-13419: cannot perform mosaic or append operation: *string*

Cause: An attempt to perform a mosaic or append operation failed.

Action: Check the error message for details.

ORA-13420: the SRID of the geometry parameter was not null

Cause: The input geometry was not in the GeoRaster cell space, which had a NULL SRID value.

Action: Ensure that the geometry parameter has a NULL SRID.

ORA-13421: NULL or invalid cell value

Cause: The cell value was NULL or out-of-scope.

Action: Ensure that the cell value is not NULL and is in the range as designated by the cellDepth definition of the specified GeoRaster object.

ORA-13422: invalid model coordinate parameter

Cause: The model coordinate array parameter had the wrong length or had NULL ordinate element(s).

Action: Ensure that the model coordinate parameter is valid.

ORA-13423: invalid cell coordinate parameter

Cause: The cell coordinate array parameter had the wrong length or had NULL ordinate element(s).

Action: Ensure that the cell coordinate parameter is valid.

ORA-13424: the GeoRaster object is not spatially referenced

Cause: The GeoRaster object was not spatially referenced.

Action: Ensure that the GeoRaster object is spatially referenced.

ORA-13425: invalid background filling value parameter

Cause: The background filling value parameter was invalid either because the array had the wrong size or because some of the element values were invalid.

Action: Ensure that the parameter that specifies the background filling value is valid. The size of the array must equal either 1 (the value is for all bands) or the exact band dimension size. The element values must be valid cell values as determined by the cell depth.

ORA-13426: invalid window parameter

Cause: The specified window parameter was invalid.

Action: Specify a valid window parameter. Check the documentation for details.

ORA-13427: invalid bitmap mask

Cause: The bitmap mask was not a valid 1-bit GeoRaster object, or it had the wrong dimension sizes.

Action: Ensure that the bitmap mask is a valid 1-bit GeoRaster object with only one band, and the row and column dimension sizes of the bitmap mask are the same as those of the target GeoRaster object.

ORA-13428: invalid modelCoordinateLocation

Cause: The program [or user] specified a modelCoordinateLocation that is not supported, or the modelCoordinateLocation of the GeoRaster object was wrong.

Action: Set or specify the modelCoordinateLocation to be CENTER (0) or UPPERLEFT (1).

ORA-13429: invalid xCoefficients or yCoefficients parameter(s)

Cause: An attempt to perform a georeference operation failed. Possible reasons include xCoefficients or yCoefficients having the wrong number of coefficients or invalid coefficients.

Action: Check the documentation for supported coefficient specifications.

ORA-13430: the GeoRaster object has null attribute(s)

Cause: The metadata or rasterType of the GeoRaster object was null.

Action: This object may only be used as an output parameter of procedures or functions. It is not valid for other purposes.

ORA-13431: GeoRaster metadata rasterType error

Cause: The rasterType in the metadata of the GeoRaster object was inconsistent with the GeoRaster rasterType attribute.

Action: Ensure that the rasterType in the metadata of the GeoRaster object and the GeoRaster rasterType attribute have the same value.

ORA-13432: NULL or invalid blankCellValue

Cause: The blankCellValue element could not be found in the metadata of a blank GeoRaster object, or the specified blankCellValue element value was NULL or invalid.

Action: Call the SDO_GEOR.setBlankCellValue package to add blankCellValue to the metadata whenever the isBlank element value is TRUE, and ensure that the specified blankCellValue element value is not NULL and is in the range as designated by the cellDepth definition of the GeoRaster object.

ORA-13433: GeoRaster metadata default RGB error

Cause: At least one of the defaultRed, defaultGreen, and defaultBlue values (logical layer numbers) was zero, negative, or out of range.

Action: Check the documentation for details.

ORA-13434: GeoRaster metadata cellRepresentation error

Cause: The cellRepresentation type was not supported.

Action: Check the documentation for supported cellRepresentation types.

ORA-13435: GeoRaster metadata dimension inconsistent

Cause: The specification of dimensions or totalDimensions was inconsistent with rasterType, or vice versa.

Action: Ensure that the dimension specifications are consistent.

ORA-13436: GeoRaster metadata dimensionSize error

Cause: Either the dimensionSize for each dimension was not specified, or an extraneous dimensionSize was specified.

Action: Add a dimensionSize for each dimension of the GeoRaster object and delete extra dimensionSize elements.

ORA-13437: GeoRaster metadata blocking error

Cause: Either the wrong block number(s) or block size(s) along dimensions were specified, or the block numbers and sizes when taken together were not consistent.

Action: Check the documentation for details.

ORA-13438: GeoRaster metadata pyramid type error

Cause: The specified pyramid type was not supported.

Action: Check the documentation for supported pyramid types.

ORA-13439: GeoRaster metadata pyramid maxLevel error

Cause: The specified maxLevel exceeded the maximum level allowed by the specified pyramid type.

Action: Check the documentation for supported pyramid types and their total level limitations.

ORA-13440: GeoRaster metadata compression type error

Cause: The specified compression type was not supported.

Action: Check the documentation for supported compression types.

ORA-13441: GeoRaster metadata SRS error: *string*

Cause: The specified error related to the polynomialModel element in the spatial reference system (SRS) metadata.

Action: Check the documentation and ensure that a valid polynomial model is specified.

ORA-13442: GeoRaster object not registered: *string*

Cause: There was no SYSDATA entry for the specified GeoRaster object.

Action: Ensure that a sysdata entry has been inserted for the specified GeoRaster object.

ORA-13443: null or invalid values in *string*

Cause: There were NULL or invalid component values in the specified metadata.

Action: Check the documentation and ensure that all of the component values are valid.

ORA-13444: cannot perform mergeLayers operation

Cause: The two GeoRaster objects whose layers are to be combined together either had different row or column dimension sizes, or their georeferencing information did not match.

Action: Ensure that the objects have the same row and column dimension sizes. If neither is georeferenced, their ULTCordinate values must be the same. Otherwise, they must be both georeferenced and cover the same area in the model space.

ORA-13445: NULL or invalid NODATA value or value range

Cause: There was an invalid NODATA value or value range in the metadata, or the specified NODATA value or value range was invalid.

Action: Ensure that the NODATA value or value range is not NULL and is completely contained in the range as designated by the cellDepth definition of the specified GeoRaster object.

ORA-13446: GeoRaster metadata TRS error

Cause: The GeoRaster Temporal Reference System was not supported.

Action: Set isReferenced to FALSE.

ORA-13447: GeoRaster metadata BRS error

Cause: The GeoRaster Band Reference System was not supported.

Action: Set isReferenced to FALSE.

ORA-13448: GeoRaster metadata BRS error

Cause: The GeoRaster spectral extent specification was incorrect.

Action: The MIN value must be less than the MAX value in the spectralExtent element.

ORA-13449: GeoRaster metadata ULTCoordinate error

Cause: The GeoRaster rasterInfo ULTCoordinate was not correct.

Action: Check the documentation for restrictions.

ORA-13450: GeoRaster metadata layerInfo error

Cause: The GeoRaster had more than one layerInfo element, or the layerDimension value was not supported.

Action: The current release only supports one layerInfo element; layer can only be defined along one dimension, and this dimension must be BAND.

ORA-13451: GeoRaster metadata scaling function error

Cause: The scaling function had a zero denominator.

Action: Ensure that the scaling function denominator is not zero.

ORA-13452: GeoRaster metadata BIN function error

Cause: The bin function data did not match its type.

Action: For EXPLICIT type, provide a binTableName element; otherwise, provide a binFunctionData element.

ORA-13453: GeoRaster metadata layer error

Cause: Too many subLayers were defined for the GeoRaster object, or layerNumber or layerDimensionOrdinate was not assigned correctly.

Action: The total number of logical layers cannot exceed the total number of physical layers, and each logical layer must be assigned a valid physical layer number following the same order. Check the documentation for more details.

ORA-13454: GeoRaster metadata is invalid

Cause: The GeoRaster metadata was invalid against its XML Schema.

Action: Run the schemaValidate routine to find the errors.

ORA-13455: GeoRaster metadata TRS error

Cause: The beginDateTime value was later than the endDateTime value.

Action: Ensure that the beginDateTime value is not later than the endDateTime value.

ORA-13456: GeoRaster cell data error: *string*

Cause: There was an error in the original GeoRaster cell data or in the cell data of the pyramids.

Action: If the error is related to the original GeoRaster cell data, the GeoRaster object is invalid and has to be deleted or manually repaired. If the error is related to pyramids, delete the pyramids and regenerate them.

ORA-13457: bitmap mask cell data error: *string*

Cause: There was an error in the cell data of an original bitmap mask or in the cell data of the pyramids of a bitmap mask.

Action: If the error is related to an original bitmap mask, remove the bitmap mask. If the error is related to the pyramids of a bitmap mask, delete the pyramids and regenerate them.

ORA-13458: GeoRaster metadata SRS error

Cause: The polynomial model did not match the requirements of a rectified GeoRaster object.

Action: Check the documentation for the requirements of the polynomial model for a rectified GeoRaster object, or set `isRectified` to be false.

ORA-13459: GeoRaster metadata SRS error

Cause: The polynomial model was not an six-parameter transformation, or the six-parameter transformation was not valid.

Action: Check the documentation and ensure that the polynomial model is a valid six-parameter affine transformation.

ORA-13460: GeoRaster metadata SRS error

Cause: The referenced GeoRaster object had a zero model space SRID or the specified model space SRID was zero.

Action: Set or specify the model space SRID to be a nonzero number.

ORA-13461: the interleaving type is not supported

Cause: The interleaving type of the GeoRaster object was not supported.

Action: Check the documentation for the interleaving types supported by GeoRaster. Use `SDO_GEOR.changeFormatCopy` to transform the image to a supported interleaving type.

ORA-13462: invalid blocking specification

Cause: The specified blocking configuration was invalid.

Action: Check the documentation for the blocking specification supported by GeoRaster.

ORA-13463: error retrieving GeoRaster data: *string*

Cause: An internal error occurred while retrieving GeoRaster data from the database.

Action: Check the error message for details.

ORA-13464: error loading GeoRaster data: *string*

Cause: An internal error occurred while loading GeoRaster data into the database.

Action: Check the error message for details.

ORA-13465: null or invalid table or column specification

Cause: The specified table or column did not exist, or the column was not a GeoRaster column.

Action: Ensure that the specified table exists and the specified column is a GeoRaster column.

ORA-13466: format not appropriate for specified compression method: *string*

Cause: The operation failed because the GeoRaster object had an inappropriate type or format for the specified compression method. The GeoRaster type or format is not supported for the specified compression.

Action: Check the error message for details. Check the documentation for the appropriate GeoRaster types and formats for each compression method. Use SDO_GEOR.changeFormatCopy to transform the GeoRaster object to an appropriate format, or apply another compression method.

ORA-13467: unsupported GeoRaster metadata specification: *string*

Cause: The GeoRaster metadata specification is not supported.

Action: Check the documentation for the supported GeoRaster metadata specifications.

ORA-13468: invalid blockMBR

Cause: Invalid blockMBR geometries were stored in the raster data table.

Action: Ensure that the blockMBR geometries stored in the raster data table are valid, or call the SDO_GEOR.generateBlockMBR() package to regenerate the blockMBR geometries.

ORA-13469: cannot perform updateRaster operation

Cause: The data of the source GeoRaster object could not be used to update that of the target GeoRaster object.

Action: Ensure that the source and the target GeoRaster objects have the same cell depth, and that both objects are either georeferenced or not georeferenced at all. If both are georeferenced, they should be in the same coordinate system and have the same spatial resolutions.

ORA-13470: target and source layers or bands mismatched

Cause: The number of specified target layers or bands and source layers or bands did not match.

Action: When updating layers or bands of a target GeoRaster object to reflect the associated layers or bands of the source GeoRaster object, specify the same number of layers or bands for both the source and the target objects. Check the documentation for details.

ORA-13471: unable to determine the owner of *string*

Cause: The owner of the specified raster data table could not be determined.

Action: Ensure that the GeoRaster object that refers to the raster data table has been registered by inserting the object into a GeoRaster table.

ORA-13472: invalid geometry parameter

Cause: The geometry parameter did not specify a valid geometry.

Action: Specify a valid 2D or 3D geometry. If the model SRID is null or indicates a 2D coordinate system, the geometry must be 2D. If the model SRID indicates a 3D coordinate system, the geometry must either be a 3D geometry or a 2D geometry that can be converted to 3D with the specified vertical axis (or vertical SRID) and ellipsoidal parameters.

ORA-13473: invalid rasterSpec parameter

Cause: The rasterSpec parameter contained an invalid specification.

Action: Check the documentation and ensure that the rasterSpec parameter contains only valid keywords and values.

ORA-13474: invalid rasterDataTable name: *string*

Cause: The rasterDataTable name was not a valid nonquoted identifier, it contained a period separator, or not all of the alphanumeric characters were uppercase.

Action: Ensure that the table name is a valid nonquoted identifier without any period separators, and that all the alphanumeric characters are uppercase.

ORA-13475: invalid GeoRaster object for output

Cause: The output GeoRaster object had the same RASTER_DATA_TABLE and RASTER_ID combination as that of an input GeoRaster object.

Action: Ensure that the output GeoRaster object is different from any of the input GeoRaster objects.

ORA-13476: invalid or out of scope point specification

Cause: The point position specified by the point geometry parameter or the rowNumber/colNumber parameter combination was null or out of scope.

Action: Ensure that the parameters specify a valid point that translates or can be translated into a cell position inside the cell space of the GeoRaster object.

ORA-13477: invalid GCP georeferencing specification: *string*

Cause: The specified functional fitting method was not supported, the number of GCPs was insufficient, some GCPs were invalid, or the distribution of the GCPs led to no solution or an unstable solution.

Action: Check the GeoRaster documentation for the supported functional fitting methods and the requirements of GCPs.

ORA-13478: the target SRID is the same as the source GeoRaster object's SRID

Cause: The target SRID was not different from the source GeoRaster object's SRID.

Action: Specify a different valid SRID for the target GeoRaster object.

ORA-13479: cannot reproject

Cause: Reprojection from source to destination projection produced a large distortion.

Action: Check the destination projection and ensure that it is suitable for the area covered by the source GeoRaster object. Check the GeoRaster documentation for more information about reprojection.

ORA-13480: the Source Type is not supported

Cause: The specified source type was not supported.

Action: Check the documentation for the source types (such as FILE and HTTP) supported by GeoRaster.

ORA-13481: the destination type is not supported

Cause: The specified destination type was not supported.

Action: Check the documentation for the destination types (such as FILE) supported by GeoRaster.

ORA-13482: GeoRaster object is not initialized for the image

Cause: No GeoRaster object has been initialized for the specified image.

Action: Initialize a GeoRaster object to hold this image before loading it into the database. Check the documentation for details.

ORA-13483: insufficient memory for the specified GeoRaster data

Cause: There was insufficient memory to hold the specified GeoRaster data for this operation.

Action: Use SDO_GEOR.subset to isolate a subset of the GeoRaster data, or reblock the GeoRaster data into smaller sized blocks. Check the documentation for details.

ORA-13484: the file format or compression type is not supported: *string*

Cause: The file format or compression type was not supported.

Action: Check the documentation for formats that are currently supported by GeoRaster.

ORA-13485: error occurred during compression or decompression: *string*

Cause: The operation could not be completed because an error occurred during compression or decompression. Check the error message for details.

Action: Check that the GeoRaster object is valid, that its metadata is valid for the specified compression format, and that valid parameters are passed into the compression or decompression operation.

ORA-13486: invalid or insufficient GeoTIFF metadata to georeference the GeoRaster object: *string*

Cause: The GeoTIFF metadata of the specified input image contained invalid or insufficient information to georeference the GeoRaster object.

Action: Check the error message for details.

ORA-13487: SRID not found for source coordinate system metadata

Cause: No SRID was found in the Oracle Spatial CS_SRS table to match the source coordinate system metadata.

Action: Add a user-defined coordinate reference system for this coordinate system, as explained in the Oracle Spatial documentation.

ORA-13488: cannot perform transformation: *string*

Cause: An attempt to perform a transformation operation failed.

Action: Check the error message for details.

ORA-13489: GeoRaster operation failed: *string*

Cause: There was an error in the GeoRaster operation, parameters, or compression types.

Action: Check the error message and take the appropriate action or contact Oracle Support Services for further assistance.

ORA-13495: The Oracle Spatial and Graph Option is needed for using this feature.

Cause: The specified option is not installed or enabled.

Action: Consider purchasing and installing the missing option or enabling the option if it was already installed.

ORA-13497: *string*

Cause: This is an internal GeoRaster error.

Action: Contact Oracle Support Services. You may want to ensure that the GeoRaster object is valid before you do so.

ORA-13498: *string*

Cause: An error related to an external plugin was encountered in the GeoRaster component.

Action: Check the documentation for the external plugin, or contact the plugin provider and supply the exact error text.

ORA-13499: *string*

Cause: This is an internal Oracle Spatial error.

Action: Contact Oracle Support Services.

ORA-13500: SYSAUX DATAFILE clause specified more than once

Cause: The CREATE DATABASE command contains more than one SYSAUX DATAFILE clause.

Action: Specify at most one SYSAUX DATAFILE clause.

ORA-13501: Cannot drop SYSAUX tablespace

Cause: Tried to drop SYSAUX tablespace

Action: None

ORA-13502: Cannot rename SYSAUX tablespace

Cause: An attempt to rename the SYSAUX tablespace failed.

Action: No action required.

ORA-13503: Creating SYSAUX tablespace with invalid attributes

Cause: An attempt to create the SYSAUX tablespace with invalid attributes.

Action: Create SYSAUX tablespace with ONLINE, PERMANENT, EXTENT MANAGEMENT LOCAL, SEGMENT SPACE MANAGEMENT AUTO attributes.

ORA-13504: No SYSAUX datafile clause specified

Cause: If Create Database has the datafile clause, then SYSAUX datafile clause has to be specified, unless using OMF.

Action: Specify the SYSAUX datafile clause.

ORA-13505: SYSAUX tablespace can not be made read only

Cause: Attempting to set the SYSAUX tablespace to read only. The SYSAUX tablespace must remain read write for database operation.

Action: Leave SYSAUX tablespace read write.

ORA-13506: operation failed due to invalid snapshot range (*string, string*)

Cause: An attempt was made to perform operation with an invalid Start/End Snapshot Pair.

Action: Choose a valid Start/End Snapshot Pair.

ORA-13509: error encountered during updates to a AWR table

Cause: An update error occurred during OCI operation due to an underlying error.

Action: Check associated OCI error. Correct problem and retry the operation.

ORA-13510: invalid RETENTION *string*, must be in the range (*string, string*)

Cause: The user has specified a RETENTION setting that is not in the supported range of (MIN, MAX).

Action: Choose a valid RETENTION setting and retry the operation.

ORA-13511: invalid INTERVAL *string*, must be in the range (*string*, *string*)

Cause: The user has specified a INTERVAL setting that is not in the supported range of (MIN, MAX).

Action: Choose a valid INTERVAL setting and retry the operation.

ORA-13514: Metric Capture too close to last capture, group *string*

Cause: The metric capture cannot be executed because it is too close to the last capture (within 1 centi-second).

Action: add some delay and reissue command to retry.

ORA-13515: Error encountered during Database Usage Statistics capture

Cause: Error occurred during OCI operation due to underlying error.

Action: Check associated OCI error. Correct problem and retry the operation.

ORA-13516: AWR Operation failed: *string*

Cause: The operation failed because AWR is not available. The possible causes are: AWR schema not yet created; AWR not enabled; AWR schema not initialized; or database not open or is running in READONLY or STANDBY mode.

Action: check the above conditions and retry the operation.

ORA-13517: Baseline (id = *string*) does not exist

Cause: The operation failed because the specified baseline ID does not exist in the Workload Repository.

Action: check the baseline id and retry the operation.

ORA-13518: Invalid database id (*string*)

Cause: The operation failed because the specified database ID does not exist in the Workload Repository.

Action: check the database id and retry the operation.

ORA-13519: Database id (*string*) exists in the workload repository

Cause: The operation failed because the specified database ID already exists in the Workload Repository.

Action: check the database id and retry the operation.

ORA-13520: Database id (*string*) not registered, Status = *string*

Cause: The operation failed because the specified database ID was not registered in the Workload Repository properly.

Action: check the status of database id and retry the operation.

ORA-13521: Unregister operation on local Database id (*string*) not allowed

Cause: The operation failed because the local database ID cannot be unregistered from the Workload Repository.

Action: check the database id and retry the operation.

ORA-13523: unable to allocate required space for return type

Cause: Out of memory to allocate the space for the return variable for an external procedure.

Action: Try operation again.

ORA-13524: error encountered while retrieving baseline information

Cause: A read error occurred during the OCI operation to retrieve the baseline information

Action: Check associated error. Correct problem and retry the operation.

ORA-13525: error with computing space usage for sysaux occupant

Cause: Error occurred during OCI operation due to underlying error.

Action: Check associated OCI error. Correct problem and retry the operation.

ORA-13526: baseline (*string*) does not exist

Cause: The operation failed because the specified baseline name does not exist in the Workload Repository.

Action: check the baseline name and retry the operation.

ORA-13527: invalid baseline name

Cause: The operation failed because the specified baseline name is invalid.

Action: check the baseline name and retry the operation.

ORA-13528: name (*string*) is already used by an existing baseline

Cause: The operation failed because the specified baseline name already exists in the Workload Repository.

Action: check the baseline name and retry the operation.

ORA-13529: Error occurred when flushing AWR table group

Cause: An error occurred during the flushing of a table group. Because of the error in the group, we are unable to flush this table.

Action: Check the error associated with the table group.

ORA-13530: invalid TOPNSQL *string*, must be in the range (*string*, *string*)

Cause: The user has specified a TOPNSQL setting that is not in the supported range of (MIN, MAX).

Action: Choose a valid TOPNSQL setting and retry the operation.

ORA-13531: SQL Text was purged from AWR before the operation completed

Cause: A SQL was purged from AWR before the operation completed.

Action: Retry the operation.

ORA-13532: SQL ID [*string*] already exists

Cause: The operation failed because the specified SQL ID already existed in the repository.

Action: Check the SQL ID and retry the operation.

ORA-13533: invalid SQL ID

Cause: The operation failed because the specified SQL ID was invalid.

Action: Check the SQL ID and retry the operation.

ORA-13534: Current SQL count(*string*) reached maximum allowed (*string*)

Cause: The operation failed because the maximum allowed colored SQL was exceeded.

Action: Check the count for colored SQL.

ORA-13535: name (*string*) is already used by an existing baseline template

Cause: The operation failed because the specified baseline template name already existed in the Workload Repository.

Action: Check the baseline template name and retry the operation.

ORA-13536: baseline template (*string*) does not exist

Cause: The operation failed because the specified baseline template name did not exist in the Workload Repository.

Action: Check the baseline template name and retry the operation.

ORA-13537: invalid input for create baseline template (*string, string*)

Cause: Invalid input was specified for the create baseline template routine.

Action: Check the argument displayed in the error message text.

ORA-13538: invalid value for baseline expiration (*string*)

Cause: An invalid value was specified for the expiration of a baseline. The expiration is specified in number of days, and the expiration must be at least one day.

Action: Check the value for expiration.

ORA-13539: invalid input for modify baseline window size (*string, string*)

Cause: Invalid input was specified for the modify baseline window size routine.

Action: Check the argument displayed in the error message text.

ORA-13540: operation not allowed on system moving window baseline (*string*)

Cause: The requested operation was not allowed on the system moving window baseline.

Action: Retry the operation with another baseline name.

ORA-13541: system moving window baseline size (*string*) greater than retention (*string*)

Cause: The system moving window baseline size must be less than the retention setting. The specified window size or retention violate this.

Action: Check the moving window baseline size or retention.

ORA-13542: baseline ID (*string*) does not exist

Cause: The operation failed because the specified baseline ID did not exist in the Workload Repository.

Action: Check the baseline ID and retry the operation.

ORA-13543: error encountered while retrieving baseline template information

Cause: A read error occurred during the OCI operation to retrieve the baseline template information.

Action: Check associated error. Correct problem and retry the operation.

ORA-13544: error encountered while automatically generating a baseline

Cause: An error occurred while automatically generating a baseline based on the template information.

Action: Look in the trace file for more error information.

ORA-13545: invalid baseline template name

Cause: The operation failed because the specified baseline template name was an invalid identifier.

Action: Check the baseline template name and retry the operation.

ORA-13546: Error encountered during maintenance of Adaptive Thresholds

Cause: Error occurred during OCI operation due to underlying error.

Action: Check associated OCI error. Correct problem and retry the operation.

ORA-13547: Unable to drop baseline since it is in use by *string*

Cause: The system is not able to drop the baseline since the baseline is in use by a functionality that depends on its existence.

Action: Note the name of the functionality using the baseline, and check if the functionality still needs the baseline.

ORA-13548: Unable to find valid snapshot IDs for the inputted baseline time range

Cause: The system is not able to find valid snapshot IDs for the inputted time range while attempting to create a baseline.

Action: Check that the inputted time range has at least two valid snapshots. The `dba_hist_snapshot` displays the snapshot id and time information.

ORA-13549: invalid input for create baseline with time range (*string*)

Cause: Invalid time input was specified for the create baseline routine.

Action: Check the argument displayed in the error message text.

ORA-13550: value "*string*" of length (*string*) exceeded maximum length (*string*) for parameter [*string*]

Cause: An invalid parameter was specified for the Automatic Workload Repository (AWR) registration routine.

Action: Check the argument displayed in the error message text.

ORA-13551: source database name [*string*] not found in AWR

Cause: An invalid parameter was specified for the Automatic Workload Repository (AWR) operation.

Action: Check the argument displayed in the error message text.

ORA-13552: parameter [*string*] of value [*string*] mismatched with AWR registered value [*string*]

Cause: An invalid parameter was specified for the Automatic Workload Repository (AWR) operation.

Action: Check the argument displayed in the error message text.

ORA-13553: operation failed - missing parameter [*string*]

Cause: The required parameter was missing for the Automatic Workload Repository (AWR) operation.

Action: Check the parameter name displayed in the error message text.

ORA-13555: purge operation failed - [*string*]

Cause: The purge operation failed due to the reason described in the error message.

Action: Correct the stated problem and retry the operation.

ORA-13556: snapshot on remote sources not enabled

Cause: The current database was not set up for snapshots on remote databases. See the description in the error message.

Action: Correct the system settings and retry the operation.

ORA-13557: reset operation failed - [*string*]

Cause: The Automatic Workload Repository (AWR) reset operation failed due to the reason described in the error message.

Action: Correct the stated problem and retry the operation.

ORA-13558: remote database registration mismatch; database ID (*string*)

Cause: The remote Automatic Workload Repository (AWR) operation failed because the remote database did not match the local registration data. The operation was aborted because it was meant for another database ID. Either the database or the remote database ID changed and needs to be updated or registered in the repository.

Action: Ensure that the database links for the affected database are still valid and point to the registered database. Use any additional errors reported to identify and rectify the the underlying issue. Correct the mismatch or unregister and register the affected database ID.

ORA-13600: error encountered in Advisor*nstring*

Cause: An error occurred in the Advisor. This message will be followed by a second message giving more details about the nature of the error.

Action: See the Advisor documentation for an explanation of the second error message.

ORA-13601: The specified Advisor *string* does not exist.

Cause: The user specified an advisor name that has not be defined in the advisor repository.

Action: Correct the advisor name and retry the operation.

ORA-13602: The specified parameter *string* is not valid for task or object *string*.

Cause: The user attempted to access a task parameter that does not exist for the specified advisor object. The parameter may be misspelled or the user has selected a parameter that is not supported by the particular advisor.

Action: Validate the parameter name and retry the operation.

ORA-13603: The specified parameter *string* cannot be fetched as a numeric value for task or object *string*.

Cause: The user attempted to retrieve a string parameter as a numeric value.

Action: Check the datatype for the task parameter and retry the operation.

ORA-13604: The specified parameter *string* cannot be fetched as a SQL table.

Cause: The user attempted to retrieve a non-table parameter as a table name.

Action: Check the datatype for the task parameter and retry the operation.

ORA-13605: The specified task or object *string* does not exist for the current user.

Cause: The user attempted to reference an advisor task or object using a name that does not exist in the Advisor repository.

Action: Adjust the name and retry the operation.

ORA-13606: the specified task parameter element *string* is out of range for parameter *string*.

Cause: The user attempted to reference an invalid parameter element.

Action: Adjust the element offset and retry the operation.

ORA-13607: The specified task or object *string* already exists

Cause: The user attempted to create the specified task or object using a name that already exists in the Advisor repository. Task names must be unique to the database user.

Action: Adjust the name and retry the operation.

ORA-13608: The specified name *string* is invalid.

Cause: An attempt was made to specify a name for a task, object, execution or directive instance, which contained invalid characters or an invalid wildcard specifier.

Action: Adjust the name and retry the operation.

ORA-13609: The specified task *string* must be executing to be cancelled or interrupted.

Cause: The user attempted to cancel or interrupt a task that is not currently executing.

Action: Check the status of the task and retry the operation.

ORA-13610: The directive *string* does not exist for task *string*.

Cause: The user attempted to access a task directive that does not exist.

Action: Validate the directive and retry the operation.

ORA-13611: The command *string* is not a valid advisor command.

Cause: The user attempted to specify a command that does not exist.

Action: Validate the command and retry the operation.

ORA-13612: The recommendation action *string,string* is not valid for task *string*.

Cause: The user attempted to access a recommendation action that does not exist in the task.

Action: Validate the recommendation-action and retry the operation.

ORA-13613: The requested operation is not supported for this advisor object.

Cause: The user attempted to perform an operation that is not supported for the particular advisor or task type.

Action: Validate the task or object and retry the operation.

ORA-13614: The template *string* is not compatible with the current advisor.

Cause: The user attempted to create a new task or object using an existing task or object that was not created by the same advisor.

Action: Validate the template and retry the operation.

ORA-13615: The task or object *string* is greater than the maximum allowable length of 30 characters.

Cause: The user attempted to create a new task or object using a name that is too long.

Action: Shorten the name and retry the operation.

ORA-13616: The current user *string* has not been granted the ADVISOR privilege.

Cause: The user attempted an advisor operation that requires privilege.

Action: Adjust the user's privileges and retry the operation.

ORA-13617: The specified task *string* already executing

Cause: The user attempted to execute a task that is currently executing.

Action: Wait for the task to finish before attempting any further task activities.

ORA-13618: The specified value is not a valid value for procedure argument *string*.

Cause: The user executed a procedure but failed to provide correct values for the argument.

Action: Correct the procedure arguments and retry the operation.

ORA-13619: The procedure argument *string* is greater than the maximum allowable length of *string* characters.

Cause: The user attempted to pass a character argument that is too long.

Action: Shorten the specified character argument and retry the operation.

ORA-13620: The task or object *string* is read-only and cannot be deleted or modified.

Cause: The user attempted to perform an operation that will update or delete a read-only task or object.

Action: Adjust the READ_ONLY property for the object and retry the operation.

ORA-13621: The task_or object *string* is marked as a template and cannot perform the requested operation.

Cause: The user attempted perform an unsupported operation on a task or object that is identified as a template.

Action: Choose a different object and retry the operation.

ORA-13622: invalid recommendation annotation

Cause: The user attempted to mark a recommendation using an invalid annotation. Valid annotation actions are ACCEPT, REJECT and IGNORE.

Action: Correct the action and retry the operation.

ORA-13623: The recommendation *string* is not valid for task *string*.

Cause: The user attempted to access a recommendation that does not exist in the task.

Action: Validate the recommendation and retry the operation.

ORA-13624: The task *string* is executing and cannot be deleted or modified.

Cause: The user attempted to access a task that currently executing.

Action: Wait for the task to complete and retry the operation.

ORA-13625: *string* is an invalid advisor object type.

Cause: The user has specified an invalid object type.

Action: Refere to dba_advisor_object_types for all valid object types

ORA-13626: The specified object *string* is not valid for task *string*.

Cause: The user specified a non-existent object for the task

Action: Choose a different object and retry the operation.

ORA-13627: Setting of parameter *string* is disallowed until the task is reset.

Cause: The user attempted to set the value of a parameter before the task was reset. This parameter cannot be changed until the task is reset.

Action: Reset the task and retry the operation.

ORA-13628: Insufficient privileges to access the task belonging to the specified user

Cause: The user could not access dba_* views.

Action: Retry operation as owner of the task or after granting new privileges.

ORA-13629: The task or object *string* is being used by another operation.

Cause: The user attempted to access a task or object that is locked by another session.

Action: Wait for the task or object activity to complete and retry the operation.

ORA-13630: The task *string* contains execution results and cannot be executed.

Cause: The user attempted to execute a task that already contains execution results.

Action: Reset the task to its initial state and retry the operation.

ORA-13631: The most recent execution of task *string* contains no results.

Cause: The user attempted to create a report or script from a task that has not successfully completed an execution.

Action: Execute the task and then retry the operation

ORA-13632: The user cancelled the current operation.

Cause: The user signaled a cancel during a task or object operation.

Action: None

ORA-13633: The task *string* was interrupted and needs to be resumed.

Cause: The user attempted to execute a task that was interrupted.

Action: Resume the execution of the task via the RESUME_TASK API.

ORA-13634: The task *string* needs to be reset before being re-executed.

Cause: The task must be in an initial state to be executed.

Action: Reset the task to its initial state and retry the operation.

ORA-13635: The value provided for parameter *string* cannot be converted to a number.

Cause: A numeric parameter was incorrectly supplied in string form.

Action: Retry by supplying valid numeric value.

ORA-13636: The specified value provided for parameter *string* is not valid for this advisor.

Cause: The user supplied an invalid parameter value.

Action: Retry by supplying valid value.

ORA-13637: Executing or modifying task *string* is disallowed until the task is reset to its initial state.

Cause: The user attempted to execute or modify the task that is not in its INITIAL state.

Action: Reset the task and retry the operation.

ORA-13638: The user interrupted the current operation.

Cause: The user signaled an interrupt during a task or object operation.

Action: None

ORA-13639: The current operation was interrupted because it timed out.

Cause: The task or object operation timed out.

Action: None

ORA-13640: The current operation was cancelled because it timed out, and was not in interruptible mode.

Cause: The task or object operation timed out.

Action: None

ORA-13641: Task cannot be interrupted yet. You may cancel it instead.

Cause: The user attempted to interrupt a task that has not reached interruptible mode.

Action: Wait until the task reaches interruptible mode, or cancel the task execution.

ORA-13642: The specified string *string* provided for *string* cannot be converted to a date. The acceptable date format is *string*.

Cause: The user supplied a date value in an incorrect format.

Action: Retry by supplying valid value.

ORA-13643: The task can not be interrupted or cancelled.

Cause: Request to interrupt or cancel task execution can not be granted because the task has not reached the appropriate mode.

Action: User should wait for a few seconds and try again.

ORA-13644: The user "*string*" is invalid.

Cause: Invalid user name specified to advisor framework

Action: User should specify a correct, case-sensitive, name

ORA-13645: The specified execution *string* does not exist for this task.

Cause: You attempted to reference an advisor task execution using a name that did not exist.

Action: Adjust the name and retry the operation.

ORA-13646: The specified execution *string* already exists

Cause: You attempted to perform a new execution using a name that already exists for the specified task. Execution names must be unique within the same task.

Action: Adjust the name and retry the operation.

ORA-13647: Setting of parameter *string* is disallowed during task execution.

Cause: You attempted to set the value of a parameter while the task was being executed. This parameter cannot be changed until the task finishes its execution.

Action: Verify the status of the task and retry the operation.

ORA-13648: The specified execution type does not exist for this advisor.

Cause: You attempted to use an advisor task execution type using a name that did not exist.

Action: Adjust the name and retry the operation.

ORA-13649: The type of execution is not specified for this advisor or task.

Cause: You attempted to execute a task for a multi-execution task advisor without specifying the type of execution to perform.

Action: Set the execution type and retry the operation.

ORA-13650: The specified object does not exist for this execution.

Cause: You attempted to associate an object to a task execution that did not contain the object.

Action: Adjust the execution name and object ID, and then retry the operation.

ORA-13651: The specified list of execution parameters is invalid.

Cause: The list did not include pairs of (parameter_name, parameter_value) where every parameter is a valid task parameter. Duplicates are not allowed.

Action: Adjust the content of the list, and then retry the operation.

ORA-13652: Cannot set execution parameters for this advisor

Cause: You attempted to set execution parameters for an advisor that did not support multiple executions of its tasks.

Action: Adjust the property of the advisor, and then retry the operation.

ORA-13653: The directive with definition id *string* was not found.

Cause: An invalid directive identifier was specified to advisor framework.

Action: User should specify a correct identifier number and retry the operation.

ORA-13654: The directive with instance id of *string* was not found.

Cause: An invalid instance identifier was specified to advisor framework.

Action: User should specify a correct instance identifier number and retry the operation.

ORA-13655: The directive document contains a syntax error and cannot be loaded.

Cause: An attempt was made to load an XML-based directive that does not conform to the documented DTD.

Action: Reformat the directive according to the documented DTD.

ORA-13656: The parameter was not found in directive *string*.

Cause: The specified parameter name could not be located within the directive XML document.

Action: Verify the existence of the parameter in the specified directive.

ORA-13657: The filter XPath specification has invalid syntax.

Cause: The specified filter could not be compiled within the directive XML document.

Action: Verify the syntax of the filter and retry the operation.

ORA-13658: The specified directive already has an instance

Cause: An attempt was made to create multiple instances of a directive when not permitted

Action: Verify the parent directive identifier and the instance name.

ORA-13659: A directive with domain "*string*" and name "*string*" already exists for advisor *string*.

Cause: The specified directive is not unique among the directives.

Action: Choose a directive name and domain that is distinct for the associated advisor.

ORA-13660: A directive instance with the name "*string*" already exists.

Cause: The specified directive instance is not unique among instances for this directive.

Action: Choose an instance name that is distinct for the associated directive.

ORA-13661: A directive instance with the name "*string*" was not found.

Cause: An attempt was made to update or delete a non-existent directive instance.

Action: Verify the parent directive identifier and the instance name.

ORA-13662: The specified value provided for parameter *string* is not valid for this task.

Cause: The supplied parameter value was not valid for the current task configuration.

Action: Retry by supplying valid value. Check the current task configuration.

ORA-13663: The task *string* contains no results for execution *string*.

Cause: An attempt was made to create a report or script from an execution that had not been successfully completed.

Action: Run a new execution and then retry the operation.

ORA-13664: A task-managed "SQL Tuning Set" already exists for task "*string*".

Cause: An attempt was made to create a task-managed SQL Tuning Set for a task that already had one.

Action: Create a new task to use a different SQL Tuning Set.

ORA-13665: Execution names are not correctly ordered.

Cause: The supplied execution names were not properly ordered by execution start date.

Action: Retry by supplying a valid order.

ORA-13666: Task ID *string* does not exist.

Cause: The supplied task ID was invalid.

Action: Check the task ID and try again.

ORA-13667: Execution ID *string* does not exist.

Cause: The supplied execution ID was invalid.

Action: Check the execution ID and try again.

ORA-13668: The current operation was aborted because it was blocking another session.

Cause: The task or object operation interrupted itself when it detected that it was blocking some other session.

Action: Retry the operation when the conflicting operations are not running.

ORA-13669: Execution provided has type "*string*", expected "*string*".

Cause: An execution was provided whose type did not match the one expected by the API.

Action: Check the execution name, and try again.

ORA-13670: No execution of type *string* exists for task provided.

Cause: No execution of the required type existed for the given advisor task.

Action: Check the task, and try again.

ORA-13699: Advisor feature is not currently implemented.

Cause: An attempt was made to execute an unsupported advisor operation.

Action: Verify the availability of the operation.

ORA-13700: Reserved for ADDM tracing.

ORA-13701: Snapshot pair [*string*, *string*] seems to be specified in reverse order.

Cause: The start snapshot id was greater than the end snapshot id.

Action: Swap the start and end snapshot ids.

ORA-13702: Snapshot IDs specified by the range [*string*, *string*] are equal.

Cause: The start snapshot id and end snapshot id were identical.

Action: Provide different start and end snapshot ids.

ORA-13703: The snapshot pair [*string*, *string*] for database_id *string* and instance_id *string* are not found in the current repository.

Cause: The snapshot ids or the database id or the instance id was invalid or the specified snapshots have already been purged.

Action: Set valid snapshot ids and retry.

ORA-13704: Invalid value "*string*" specified for parameter "*string*".

Cause: The parameter was not set before executing the ADDM.

Action: Set the parameter to a valid value and retry.

ORA-13705: There was a instance shutdown/startup between the snapshots in the range [*string*, *string*].

Cause: Instance was shut down and restarted between the two specified snapshots.

Action: Specify start and end snapshot ids that does not have a shutdown/startup in between them.

ORA-13706: Invalid value "*string*" specified for parameter "*string*" in "*string*" analysis mode.

Cause: The parameter was not set to an acceptable value for this particular mode of analysis.

Action: Set the parameter to a valid value and retry.

ORA-13707: Either the start snapshot *string* or the end snapshot *string* is incomplete or missing key statistics.

Cause: Either the start or the end snapshots was missing or purged or had encountered errors while creating them.

Action: Verify that AWR is done taking these two snapshots, or Look in DBA_HIST_SNAP_ERROR to find what tables are missing in the start/end snapshots. Use the ERROR_NUMBER column in that view together with the alert log to identify the reason for failure and take necessary action to prevent such failures in the future. Try running ADDM on a different snapshot range that has valid start and end snapshots.

ORA-13708: Some snapshots in the range [*string*, *string*] were purged before the analysis was complete.

Cause: One or both of the snapshots have been purged from AWR.

Action: Verify that the AWR auto purging is not trying to purge these snapshots and re-run ADDM.

ORA-13709: Required parameter "*string*" must be set before execution.

Cause: The parameter needs to be set before running the ADDM

Action: Set the parameter to a valid value and retry.

ORA-13710: Parameter "*string*" must have a higher value than parameter "*string*". The values supplied were "*string*" and "*string*" respectively.

Cause: Invalid interaction between two parameter values.

Action: Set at least one of the values so the value of the first parameter is higher than the value of the second parameter.

ORA-13711: Some snapshots in the range [*string*, *string*] are missing key statistics.

Cause: Some AWR tables encountered errors while creating one or more snapshots in the given range. The data present in one or more of these missing tables is necessary to perform an ADDM analysis.

Action: Look in DBA_HIST_SNAP_ERROR to find what tables are missing in the given snapshot range. Use the ERROR_NUMBER column in that view together with the alert log to identify the reason for failure and take necessary action to prevent such failures in the future. Try running ADDM on a different snapshot range that does not include any incomplete snapshots.

ORA-13712: Cannot perform ADDM analysis on AWR snapshots from previous releases. Snapshot version "*string*" do not match the database version "*string*".

Cause: ADDM analysis can only be performed on AWR snapshots taken in the current release.

Action: One can still generate AWR and ASH reports using ?/rdbms/admin/awrrpt and ?/rdbms/admin/ashrpt on these snapshots to analyze the data in them.

ORA-13713: Finding name "*string*" does not exist. Look in DBA_ADVISOR_FINDING_NAMES for all valid values

Cause: Attempt to refer to an advisor's finding name that does not exist.

Action: Specify a valid value. The list of all valid values is in DBA_ADVISOR_FINDING_NAMES

ORA-13714: "*string*" is not a valid SQL_ID value

Cause: The specified value of SQL_ID was not properly formatted.

Action: Specify a valid value consisting of a 13 character string with characters from '0' to '9' and from 'a' to 'z'.

ORA-13715: "*string*" is not recognized by ADDM as a parameter name

Cause: The specified value for a system parameter was not recognized by ADDM.

Action: Specify a value that appears in the NAME column of V\$PARAMETER.

ORA-13716: Diagnostic Package License is needed for using this feature.

Cause: The specified value for system parameter CONTROL_MANAGEMENT_PACK_ACCESS indicated that the Diagnostic Package was disabled.

Action: Modify the parameter value if the Diagnostic Package License was purchased.

ORA-13717: Tuning Package License is needed for using this feature.

Cause: The specified value for system parameter CONTROL_MANAGEMENT_PACK_ACCESS indicated that the Tuning Package was disabled.

Action: Modify the parameter value if the Tuning Package License was purchased.

ORA-13718: Tuning Package License or Real Application Testing Option is needed for using this feature.

Cause: The specified package license and option were not installed.

Action: Consider purchasing and installing either the missing package licence or option. If the tuning package license was purchased, then check the value of system parameter CONTROL_MANAGEMENT_PACK_ACCESS.

ORA-13719: Imported AWR snapshots are from a database with an incompatible character set.

Cause: ADDM analysis was attempted on imported Automatic Workload Repository (AWR) snapshots with incompatible character set.

Action: Perform ADDM analysis using a database with the same version and character set as the original database.

ORA-13720: dimension name provided is too long

Cause: Active Session History (ASH) dimension name provided was longer than the limit of 30 characters.

Action: Correct the dimension name and retry the operation.

ORA-13721: dimension name provided is invalid

Cause: Active Session History (ASH) dimension name provided was invalid.

Action: Correct the dimension name and retry the operation.

ORA-13722: invalid input value for procedure argument *string*

Cause: An invalid value was passed an input for a procedure argument.

Action: Pass a valid value to the procedure.

ORA-13723: input value for procedure argument *string* exceeds maximum allowed length of *string*

Cause: The string input value was too long for the specific procedure argument.

Action: Pass a valid value to the procedure.

ORA-13750: User "*string*" has not been granted the "ADMINISTER SQL TUNING SET" privilege.

Cause: The user attempted an SQL Tuning Set operation that requires a specific privilege.

Action: Adjust the user's privileges and retry the operation.

ORA-13751: "SQL Tuning Set" "*string*" does not exist for owner "*string*" or user "*string*" does not have permission to access the "SQL Tuning Set".

Cause: The user attempted to access a SQL Tuning Set that does not exist or the user does not have permission to access the SQL Tuning Set

Action: Check the existence of the "SQL Tuning Set" or adjust the user's privileges and retry the operation.

ORA-13752: User "*string*" must be SYS or must have the "ADMINISTER ANY SQL TUNING SET" privilege.

Cause: The user attempted to create a SQL Tuning Set in another schema without having the right privilege.

Action: Connect as SYS or adjust the user's privilege and retry the operation.

ORA-13753: "SQL Tuning Set" "*string*" already exists for user "*string*".

Cause: The user attempted to create a "\SQL Tuning" Set using a name that already exists for that owner.

Action: Change the name of the SQL Tuning Set and retry the operation.

ORA-13754: "SQL Tuning Set" "*string*" does not exist for user "*string*".

Cause: The user attempted to access a SQL Tuning Set that does not exist.

Action: Check the spelling of the SQL Tuning Set name and retry the operation.

ORA-13755: invalid "SQL Tuning Set" name

Cause: The user attempted to specify a SQL Tuning Set name that is invalid. A name must not contain wildcards and its length must be less than 30 characters.

Action: Adjust the name and retry the operation.

ORA-13756: Cannot update attribute "*string*".

Cause: The user attempted to update an attribute element that cannot be modified. The only string attributes that can be updated are MODULE, ACTION, PARSING_SCHEMA_NAME, PRIORITY, and OTHER.

Action: Adjust the attribute name and retry the operation.

ORA-13757: "SQL Tuning Set" "*string*" owned by user "*string*" is active.

Cause: The user attempted to update an active SQL Tuning Set.

Action: Remove all reference to the SQL Tuning Set and retry the operation.

ORA-13758: "SQL Tuning Set" "*string*" owned by user "*string*" is in use.

Cause: The user attempted to modify a SQL Tuning Set or to add a reference to a SQL Tuning Set which is in use.

Action: Wait until the end of the previous operation and retry.

ORA-13759: User "*string*" cannot remove reference "*string*".

Cause: The user attempted to remove a SQL Tuning Set reference that does not exist. The user might not own the reference.

Action: Check the reference ID and the reference owner and retry the operation.

ORA-13760: This operation is not supported from a physical standby database.

Cause: An attempt was made to execute an operation that is not supported from a physical standby database.

Action: Execute this operation from a primary database.

ORA-13761: invalid filter

Cause: The user attempted to select data from a data source using an invalid filter. A filter is a WHERE clause on data source content.

Action: Correct the filter and retry the operation.

ORA-13762: The *string* ranking measure is invalid.

Cause: The user attempted to select data from a data source using an invalid ranking measure. A ranking measure must represent a valid numerical expression.

Action: Correct the ranking measure and retry the operation.

ORA-13763: illegal ranking attribute "*string*"

Cause: The user attempted to use an attribute element that is not allowed in a ranking measure.

Action: Check the attribute in the ranking measure and retry the operation.

ORA-13764: Value "*string*" is illegal as a result percentage.

Cause: The user attempted to select data from a SQL Tuning Set using an invalid result percentage. The result percentage must be between 0 and 1.

Action: Correct the result percentage value and retry the operation.

ORA-13765: Value "*string*" is illegal for a result limit.

Cause: The user attempted to select data from a SQL Tuning Set using an invalid result limit. A result limit must be a positive integer.

Action: Correct the result limit value and retry the operation.

ORA-13766: A ranking measure is required.

Cause: The user attempted to select data from a SQL Tuning Set using a percentage argument without specifying a ranking measure.

Action: Add a ranking measure or remove the percentage argument and retry the operation.

ORA-13767: End snapshot ID must be greater than begin snapshot ID.

Cause: The user attempted to select data from the workload repository using an invalid snapshot ID range.

Action: Adjust the snapshot ID range and retry the operation.

ORA-13768: Snapshot ID must be between *string* and *string*.

Cause: The user attempted to select data from the workload repository using a snapshot ID which does not exist.

Action: Adjust the snapshot ID and retry the operation.

ORA-13769: Snapshots *string* and *string* do not exist.

Cause: The user attempted to select data from the workload repository using snapshots that do not exist.

Action: Check the snapshot identifiers and retry the operation.

ORA-13770: Baseline "*string*" does not exist.

Cause: The user attempted to access a baseline that does not exist.

Action: Check the spelling of the baseline name and retry the operation.

ORA-13771: cannot obtain exclusive lock *string* on "SQL Tuning Set" "*string*" owned by user "*string*"

Cause: Unexpected error from DBMS_LOCK.REQUEST.

Action: This error should not normally occur. Check your system for anomalies and retry the operation. If this error persists, contact Oracle Support Services.

ORA-13772: unexpected deadlock on "SQL Tuning Set" "*string*" owned by user "*string*"

Cause: Unexpected error from DBMS_LOCK.REQUEST

Action: This error should not normally occur. Check your system for anomalies and retry the operation. If this error persists, contact Oracle Support Services.

ORA-13773: insufficient privileges to select data from the cursor cache

Cause: The user attempted to perform an operation without having the appropriate privileges on V\$SQL and V\$SQL_BIND_CAPTURE.

Action: Adjust the user's privileges and retry the operation.

ORA-13774: insufficient privileges to select data from the workload repository

Cause: The user attempted to perform an operation without having the appropriate privileges on views DBA_HIST_BASELINE, DBA_HIST_SQLTEXT, DBA_HIST_SQLSTAT, DBA_HIST_SQLBIND, DBA_HIST_OPTIMIZER_ENV, and DBA_HIST_SNAPSHOT.

Action: Adjust the user's privileges and retry the operation.

ORA-13775: inconsistent datatype in input cursor

Cause: The user attempted to load a SQL Tuning Set using an invalid input cursor. All rows in the cursor must match type SQLSET_ROW.

Action: Check the rows type in the cursor and retry the operation.

ORA-13776: User "*string*" has not been granted the "SELECT" privilege on the "SQL tuning set" DBA views.

Cause: The user attempted to read a SQL tuning set belonging to someone else without having SELECT privilege on the DBA views

Action: User should be granted the privilege or only access his own STS

ORA-13777: invalid list of attribute names

Cause: The user specified an attribute element that is not valid. The only attributes that can be selected are NULL, BASIC, TYPICAL, ALL or a comma separated list of the names including EXECUTION_STATISTICS, OBJECT_LIST, BIND_LIST and SQL_PLAN.

Action: Adjust the attribute list and retry the operation.

ORA-13778: no new name or owner specified for "SQL Tuning Set"

Cause: The user attempted to call remap_stgtab_sqlset without specifying either a new SQL tuning set name or a new SQL tuning set owner

Action: Specify at least one or the other argument as non-NULL

ORA-13779: invalid load option

Cause: The user attempted to call load_sqlset with a load option that is different than INSERT, UPDATE and MERGE.

Action: Adjust the load option and retry the operation.

ORA-13780: SQL statement does not exist.

Cause: The user attempted to tune a SQL statement that does not exist.

Action: Verify the `sql_id` and the plan hash value of the statement and retry the operation.

ORA-13781: cannot perform test-execute and explain plan operations on the automatic SQL tuning task

Cause: The user attempted to test-execute or generate explain plans for a SQL workload using the automatic SQL tuning task.

Action: Verify the name of the tuning task and retry the operation.

ORA-13782: The argument *string* to this API is only allowed for tasks created in a physical standby database.

Cause: "An attempt was made to pass an argument that is valid only for a physical standby database. "

Action: Remove the invalid argument and re-run the API.

ORA-13783: invalid tuning scope

Cause: The user attempted to specify a tuning task scope that is invalid. The possible values are LIMITED or COMPREHENSIVE.

Action: Check the scope value and retry the operation.

ORA-13784: cannot accept SQL profiles for all statements in the "*string*"

Cause: An attempt was made to accept SQL profiles for all statements in the input workload.

Action: Provide the object identifier corresponding to a statement in the workload and retry the operation.

ORA-13785: missing target object for tuning task "*string*"

Cause: The user attempted to perform an operation on a task without specifying a target object or by using an invalid object identifier.

Action: Check the identifier of the object and retry the operation.

ORA-13786: missing SQL text of statement object "*string*" for tuning task "*string*"

Cause: The user attempted to accept SQL profile for an object that has not a SQL text associated to it.

Action: Check the identifier of the object and retry the operation.

ORA-13787: missing SQL profile for statement object "*string*" for tuning task "*string*"

Cause: The user attempted to accept a SQL profile for an object that has not a SQL profile associated to it.

Action: Check the identifier of the object and retry the operation.

ORA-13788: invalid recommendation type

Cause: The user passed an invalid recommendation type in the `rec_type` argument to `script_tuning_task`. Possible values are ALL or any subset of a comma-separated list of PROFILES, STATISTICS and INDEXES.

Action: Check the `rec_type` arg and retry the operation.

ORA-13789: invalid process action

Cause: The user passed an invalid action to process a SQL statement. Possible value is any subset of a comma-separated list of EXECUTE and EXPLAIN_PLAN.

Action: Check the action argument and retry the operation.

ORA-13790: invalid value for time limit

Cause: The user passed an invalid value for the time limit argument.

Action: Check the argument specified value and retry the operation.

ORA-13791: cannot resume a task created to process a single statement

Cause: An attempt was made to resume a task that was created for a single SQL statement. A task can be resumed only if it is used for a SQL Tuning Set.

Action: No action required.

ORA-13792: This operation requires a database link.

Cause: An attempt was made to execute an operation from a physical standby database that requires a valid database link to access a primary database.

Action: Provide a valid database link to access a primary database.

ORA-13793: invalid comparison metric

Cause: An invalid metric to compare SQL performance was specified.

Action: Use execution statistics to compare the result of two executions and optimizer_cost to analyze performance of two explain plan actions.

ORA-13794: execution type mismatch

Cause: An attempt was made to analyze the performance of a SQL workload using two executions that were generated using two different actions.

Action: check the name and type of task executions to analyze and retry the operation.

ORA-13795: missing task execution

Cause: An insufficient number of valid task executions to analyze the performance of a SQL workload were specified.

Action: run the task to generate two executions of the same type and retry the operation.

ORA-13796: invalid value *string* specified for problem type

Cause: An invalid problem type was specified to the SQL diagnosis advisor. Problem type should be one of the PROBLEM_TYPE_* defined in 'admin/dbmsdiag.sql'.

Action: Specify valid problem type.

ORA-13797: invalid SQL Id specified, *string*

Cause: Invalid SQL Id specified for conversion.

Action: Specify valid SQL Id.

ORA-13798: Parameter *string* cannot be NULL.

Cause: A call to GET_THRESHOLD procedure was made without a required parameter.

Action: Specify a valid value for this parameter.

ORA-13799: threshold not found

Cause: No threshold was found with the specified threshold key.

Action: No action required.

ORA-13800: concurrent DDL failure on SQL repository objects

Cause: A SQL repository object was the target of two concurrent DDL operations.

Action: Check the current state of the object and retry the operation that failed.

ORA-13801: invalid value for SQLTUNE_CATEGORY parameter

Cause: An invalid Oracle identifier was used as the value of the parameter.

Action: Specify the parameter conforming to the rules for Oracle identifiers.

ORA-13802: failed to purge SQL Tuning Base entry from sql\$

Cause: An error occurred while trying to delete a SQL Tuning Base object.

Action: Look at the underlying error(s) on the error stack.

ORA-13810: FORCED_TRACKING parameter can only have values of NO_FORCE_TRACKING or FORCE_TRACKING

Cause: The wrong value was passed in for the parameter.

Action: Check the value and input the correct value.

ORA-13811: error encountered during the start of the operation

Cause: An internal error was encountered.

Action: Check the alert log and report to Oracle Support Services.

ORA-13812: current session does not have database operation monitored

Cause: An attempt was made to end a database operation that did not exist.

Action: Check if the database operation is being monitored.

ORA-13813: database operation name or execution ID does not match

Cause: The database operation name or execution ID did not match.

Action: Call the interface with the right database operation name and execution ID.

ORA-13814: database operation name is invalid

Cause: The database operation name provided was invalid.

Action: Supply a database operation name not exceeding 30 characters.

ORA-13815: database operation execution ID is invalid

Cause: The database operation execution ID provided was invalid.

Action: Supply a database operation execution ID greater than 0.

ORA-13825: missing SQL statement text

Cause: No SQL text was provided to the create SQL profile or patch operation.

Action: Retry with properly specified SQL text.

ORA-13826: empty SQL profile or patch not allowed

Cause: No attributes were specified to the create SQL profile or patch operation.

Action: Retry with at least one hint specified.

ORA-13827: null or zero length attribute not allowed

Cause: One of the attributes within the SQL profile or patch was not properly specified.

Action: Retry with a fully specified SQL profile or patch.

ORA-13828: generated SQL profile or patch name *string* already exists

Cause: A SQL profile or patch already exists with the name generated by the system.

Action: Retry the operation as the generated name is time sensitive.

ORA-13829: SQL profile or patch named *string* already exists

Cause: A SQL profile or patch already exists with the name specified.

Action: Specify a different name or drop the existing SQL profile or patch.

ORA-13830: SQL profile or patch with category *string* already exists for this SQL statement

Cause: A SQL profile or patch already exists for the given SQL statement and category.

Action: Drop or update the existing SQL profile or patch.

ORA-13831: SQL profile or patch name specified is invalid

Cause: An invalid SQL profile or patch name was specified.

Action: Supply a name not exceeding 30 characters or look for the underlying error on the error message stack.

ORA-13832: category name specified is invalid

Cause: An invalid category name was specified.

Action: Supply a category name not exceeding 30 characters or look for the underlying error on the error message stack.

ORA-13833: SQL profile or patch named *string* doesn't exist

Cause: A SQL profile or patch name was specified that doesn't exist.

Action: Verify the name of the SQL profile or patch.

ORA-13834: name of SQL profile or patch to be cloned must be provided

Cause: A SQL profile or patch name was not provided as the from target of a clone SQL profile or patch operation.

Action: Provide the name of the SQL profile or patch being cloned.

ORA-13835: invalid attribute name specified

Cause: An invalid attribute name was specified for an alter SQL profile or patch operation.

Action: Verify the name of the attribute.

ORA-13836: invalid attribute value specified

Cause: An invalid attribute value was specified for an alter SQL profile or patch operation.

Action: Verify the attribute value.

ORA-13837: invalid HASH_VALUE

Cause: An invalid HASH_VALUE was passed to a create SQL profile operation

Action: Verify the HASH_VALUE.

ORA-13838: invalid ADDRESS value

Cause: An invalid ADDRESS value was passed to a create SQL profile operation.

Action: Verify the ADDRESS value.

ORA-13839: V\$SQL row doesn't exist with given HASH_VALUE and ADDRESS.

Cause: A HASH_VALUE and ADDRESS combination passed to the create SQL profile operation doesn't correspond to an existing V\$SQL entry.

Action: Verify the HASH_VALUE and ADDRESS in V\$SQL.

ORA-13840: Concurrent DDL Error in create SQL profile operation.

Cause: A concurrent DDL operation was performed during a create or replace sql profile operation.

Action: Try operation again

ORA-13841: SQL profile named *string* already exists for a different signature/category pair

Cause: A SQL profile already exists with the name specified under a different signature/category pair so it cannot be replaced, even with FORCE specified.

Action: Specify a different name or drop the existing SQL profile.

ORA-13842: no SELECT privilege on DBA_SQL_PROFILES

Cause: A user has tried to perform an operation that requires SELECT privileges on the DBA_SQL_PROFILES view.

Action: Either perform the operation as another user or get the privilege

ORA-13843: no SQL profile with name like "*string*" exists for category like "*string*"

Cause: A user tried to perform an operation by specifying a profile name/ category filter that did not target any profiles

Action: Try a different filter after checking the profile name/category

ORA-13844: no new SQL profile name or category specified.

Cause: A user called remap_stgtab_sqlprof without specifying new values for the sql profile name or category. At least one is required.

Action: Specify either a new profile name, or a new category, or both

ORA-13845: invalid SQL profile XML specification provided

Cause: The supplied XML specification for the SQL profile did not adhere to the proper schema.

Action: Check the syntax and try again.

ORA-13846: Cannot create SQL plan baseline on the given plan

Cause: There are either multiple plans exist for the given value or the plan is not reproducible.

Action: Call Oracle Support.

ORA-13847: The plan with plan hash value *string* does not exist

Cause: The give plan does not exist.

Action: Check the available plans.

ORA-13848: Database link provided for the task operation was different than the one used with task creation API.

Cause: All SQL tuning advisor APIs executed from a physical standby database are required to use the same database link.

Action: Retry the operation by providing the database link used for task creation.

ORA-13850: Tracing for client identifier *string* is not enabled

Cause: Attempt to disable a client identifier tracing which was never enabled

Action: Supply correct client identifier

ORA-13851: Tracing for client identifier *string* is already enabled

Cause: Attempt to enable a client identifier tracing which has been already enabled

Action: Supply correct client identifier, or disable and re-enable tracing with different bind/wait options

ORA-13852: Tracing for service(module/action) *string* is not enabled

Cause: Attempt to disable a service-level tracing which was never enabled

Action: Supply correct service(module/action) name

ORA-13853: Tracing for service (module/action) *string* is already enabled

Cause: Attempt to enable a service-level tracing which has been already enabled

Action: Supply correct service(module/action), or disable and re-enable tracing with different bind/wait options

ORA-13854: Tracing for service(module/action) *string* on instance *string* is not enabled

Cause: Attempt to disable a service-level tracing which was never explicitly enabled on a specific instance

Action: Supply correct service(module/action) name

ORA-13855: Tracing for service (module/action) *string* on instance *string* is already enabled

Cause: Attempt to enable a service-level tracing which has been already enabled on a specific instance

Action: Supply correct service(module/action), or disable and re-enable tracing with different bind/wait options

ORA-13856: Service name must be specified

Cause: Omitting service name while enabling/disabling tracing or aggregation

Action: Supply the service name

ORA-13857: Invalid module name

Cause: Module name is too long (exceeding 48 characters)

Action: Supply correct name

ORA-13858: Invalid action name

Cause: Action name is too long (exceeding 32 characters)

Action: Supply correct name

ORA-13859: Action cannot be specified without the module specification

Cause: Action name is specified, but the module name is not

Action: Supply the module name

ORA-13860: Invalid service name

Cause: Service name is too long (exceeding 64 characters)

Action: Supply correct name

ORA-13861: Statistics aggregation for client identifier *string* is already enabled

Cause: Attempt to enable a client identifier aggregation which has been already enabled

Action: Supply correct client identifier

ORA-13862: Statistics aggregation for client identifier *string* is not enabled

Cause: Attempt to disable a client identifier statistics aggregation which was never enabled

Action: Supply correct client identifier

ORA-13863: Statistics aggregation for service(module/action) *string* is not enabled

Cause: Attempt to disable a service-level statistics aggregation which was never enabled

Action: Supply correct service(module/action) name

ORA-13864: Statistics aggregation for service (module/action) *string* is already enabled

Cause: Attempt to enable a service-level statistics aggregation which has been already enabled

Action: Supply correct service(module/action)

ORA-13865: Module name must be specified

Cause: Attempt to enable/disable a service-level statistics aggregation without a module specification

Action: Supply module name

ORA-13866: Client identifier must be specified

Cause: Omitting client identifier while enabling/disabling tracing or aggregation

Action: Supply the client identifier

ORA-13867: Database-wide SQL tracing is already enabled

Cause: Attempt to enable a database-level tracing which has been already enabled

Action: Disable and re-enable tracing with different bind/wait options

ORA-13868: Instance-wide SQL tracing on instance *string* is not enabled

Cause: Attempt to disable a service-level tracing which was never explicitly enabled on a specific instance

Action: No action required

ORA-13869: Instance-wide SQL tracing on instance *string* is already enabled

Cause: Attempt to enable an instance-level tracing which has been already enabled on a specific instance

Action: Disable and re-enable tracing with different bind/wait options

ORA-13870: Database-wide SQL tracing is not enabled

Cause: Attempt to disable a database-level tracing which was never enabled

Action: No action required

ORA-13871: Invalid instance name

Cause: Instance name is too long (exceeding 16 characters)

Action: Supply correct name

ORA-13900: missing or invalid parameter *string*

Cause: A call to SET_THRESHOLD procedure was either missing a parameter, or the parameter was invalid.

Action: Specify a valid value for this parameter.

ORA-13901: Object *string* was not found.

Cause: An object name was passed to SET_THRESHOLD procedure that did not map to a valid object.

Action: Specify a valid object name.

ORA-13902: The specified file *string* is not a data file.

Cause: The object name was passed to a SET_THRESHOLD procedure that did not map to a valid data file.

Action: Specify a valid data file name.

ORA-13903: Invalid combination of *string* threshold value and operator.

Cause: A non-positive number was used for "Blocked User Session Count" metrics while operator contains equal.

Action: Use a positive number for the threshold value or use "greater than" operator.

ORA-13904: The file has been dropped and recreated during the procedure call.

Cause: The file on which threshold is specified was dropped and recreated during the procedure call.

Action: Retry this operation.

ORA-13905: Critical or warning threshold have incorrect values

Cause: The tablespace threshold values can be in the range 0 to 100 only.

Action: Check the threshold values

ORA-13906: The tablespace is not of the right type.

Cause: An attempt was made to set a threshold on dictionary-managed tablespaces.

Action: Check the tablespace type and reissue the command.

ORA-13907: Threshold value is invalid.

Cause: An attempt was made to specify an invalid value for critical or warning thresholds.

Action: Use non-negative integers only for threshold values.

ORA-13908: Invalid combination of metrics id and object type parameters.

Cause: An attempt was made to specify an invalid combination of metrics id // and object type parameters.

Action: Specify a valid combination of metrics id and object type parameters.

ORA-13909: Invalid combination of threshold value and operator.

Cause: An attempt was made to specify an invalid combination of threshold value and operator.

Action: Check the operator and threshold values and reissue statement.

ORA-13910: Parameter *string* cannot be NULL.

Cause: An attempt was made to call GET_THRESHOLD procedure without a required parameter.

Action: Specify a valid value for this parameter.

ORA-13911: Threshold not found

Cause: The threshold did not exist with the specified threshold key.

Action: No action required.

ORA-13912: Critical threshold value is less than warning threshold value.

Cause: An attempt was made to call SET_THRESHOLD procedure with the critical threshold value less than the warning threshold value.

Action: Check the threshold values and reissue the statement.

ORA-13913: The threshold cannot be set when SYSAUX is offline.

Cause: SET_THRESHOLD procedure was called when SYSAUX tablespace was offline.

Action: Call SET_THRESHOLD procedure when SYSAUX is online.

ORA-13914: Threshold notification failed.

Cause: An error occurred when sending notification for this threshold.

Action: Ensure that you have enough space on SYSAUX tablespace and retry this operation.

ORA-13915: Critical byte based free space threshold value is greater than warning threshold value.

Cause: An attempt was made to call SET_THRESHOLD procedure with the bytes based critical threshold value greater than the warning threshold value.

Action: Check the threshold values and reissue the statement.

ORA-13916: Invalid value "*string*" specified for parameter "*string*"

Cause: An invalid value was specified for the the given parameter.

Action: Correct the value being specified for the parameter.

ORA-13917: Posting system alert with reason_id *string* failed with code [*string*] [*string*]

Cause: Connection to the database is dead, or invalid parameter to alert routine.

Action: If this condition repeats, please contact Oracle Support.

ORA-13918: Updating system alert with reason_id *string* failed; previous alert not found

Cause: System Error: An attempt to update a system alert failed. The alert was improperly cleared from WRI\$_ALERT_OUTSTANDING.

Action: Do not delete from WRI\$_ALERT_OUTSTANDING. If this condition repeats, please contact Oracle Support.

ORA-13919: Cannot specify values for parameter "*string*" and for parameter "*string*"

Cause: Can only specify a value for one or the other.

Action: Pass just one of the parameters.

ORA-13920: Threshold cannot be set when database is in read-only mode.

Cause: SET_THRESHOLD procedure was called when database was open in read-only mode.

Action: Call SET_THRESHOLD procedure when database is open in read/write mode.

ORA-13951: MMON sub-action time limit exceeded

Cause: MMON sub-action did not complete within the system specified time frame.

Action: None

ORA-13970: Invalid name of "*string*" given

Cause: Passed an invalid component, report, or transformation name to the framework. Names must be alphanumeric and can contain the underscore (_) character.

Action: Try again with a valid name

ORA-13971: Unknown *string*

Cause: Passed an unknown component, report, or transformation to the framework.

Action: Give a different name

ORA-13972: Unknown *string* for this *string*

Cause: An object with the first name is unknown within the naming scope of the second name

Action: Change the parameters passed in or register the proper object

ORA-13973: Unknown *string* for this *string*

Cause: An object is unknown within the given naming scope

Action: Change the parameters passed in or register the proper object

ORA-13974: *string* with name "*string*" already exists

Cause: An object with the given name already exists

Action: Give a different name

ORA-13975: *string* with name "*string*" already exists for *string* "*string*"

Cause: An object with the first name already exists within the naming scope of the second name

Action: Give a different name

ORA-13976: Improperly-formed report tag

Cause: The top-level report tag was not built properly.

Action: Ensure that the report tag is built using the common tag library function.

ORA-13977: Invalid content type

Cause: An invalid content type was passed to the register format API

Action: Correct your code to use the values in dbmsrep.sql

ORA-13978: Invalid reference string parameter or value

Cause: An invalid parameter/value was passed to a dbms_report API

Action: Ensure that the parameter names and values are alphanumeric.

ORA-13979: Filename too long

Cause: An invalid file name was passed to STORE_FILE

Action: Ensure that the filename is less than 500 bytes

ORA-13980: Invalid file URL

Cause: A URL with invalid syntax was provided, either directly to the function or via an XML IMPORT or INCLUDE.

Action: Check the URL.

ORA-13981: Invalid file URL or path prefix

Cause: Either a URL or path prefix with invalid syntax was provided.

Action: Check the URL

ORA-13982: Could not find file at URL provided

Cause: The file requested could not be found in the given location.

Action: Check the URL provided.

ORA-13983: Missing *body* tag from HTML

Cause: An HTML document was passed to the function missing its *body* tag.

Action: Check the HTML source.

ORA-13984: Invalid reference string

Cause: The given reference string could not be parsed.

Action: Check the reference string syntax.

ORA-13985: Invalid URL provided to servlet

Cause: An invalid URL was provided to the servlet.

Action: Check the URL.

ORA-13986: Error *\string* received from XPath engine

Cause: An error was received from the xpath library during an xpath operation.

Action: Check xmlerr.h to understand the cause of the error.

ORA-13987: Invalid input to build common *<string>* tag

Cause: Invalid input was given when attempting to build a common tag.

Action: Check the function input to ensure that all necessary information is given.

ORA-13988: Invalid input given to variable argument list report function.

Cause: An invalid parameter was provided to one of the report framework variable argument list functions.

Action: Check the function input and try again.

ORA-13989: Invalid input given to structured argument list report function.

Cause: An invalid parameter was provided to one of the report framework structured argument list functions.

Action: Check the function input and try again.

ORA-13990: Invalid tag name given to common tag callout function.

Cause: An invalid tag name was provided to the report framework common tag callout function.

Action: Check the function input and try again.

ORA-13991: failed to stop report capture on all instances

Cause: This is an internal Server Manageability Error

Action: Contact Oracle Support Services

ORA-14000: only one LOCAL clause may be specified

Cause: CREATE INDEX statement contained more than one LOCAL clause

Action: Specify LOCAL option at most once

ORA-14001: LOCAL clause contradicts previously specified GLOBAL clause

Cause: CREATE INDEX statement contained a GLOBAL clause and a LOCAL clause

Action: Specify LOCAL or GLOBAL clause, but not both

ORA-14002: only one GLOBAL clause may be specified

Cause: CREATE INDEX statement contained more than one GLOBAL clause

Action: Specify GLOBAL option at most once

ORA-14003: GLOBAL clause contradicts previously specified LOCAL clause

Cause: CREATE INDEX statement contained a LOCAL clause and a GLOBAL clause

Action: Specify GLOBAL or LOCAL clause, but not both

ORA-14004: missing PARTITION keyword

Cause: keyword PARTITION missing

Action: supply missing keyword

ORA-14005: missing RANGE keyword

Cause: keyword RANGE missing

Action: supply missing keyword

ORA-14006: invalid partition name

Cause: a partition name of the form *identifier* is expected but not present.

Action: enter an appropriate partition name.

ORA-14007: missing LESS keyword

Cause: keyword LESS missing

Action: supply missing keyword

ORA-14008: missing THAN keyword

Cause: keyword THAN missing

Action: supply missing keyword

ORA-14009: partition bound may not be specified for a LOCAL index partition

Cause: while parsing a CREATE INDEX statement to create a LOCAL partitioned index, *partition-description* of one of partitions was found to contain VALUES LESS THAN clause which is illegal since a LOCAL index inherits partition bounds from its base table

Action: remove all VALUES LESS THAN clauses from descriptions of LOCAL index partitions

ORA-14010: this physical attribute may not be specified for an index partition

Cause: unexpected option was encountered while parsing physical attributes of an index partition; valid options for Range or Composite Range partitions are INITRANS, MAXTRANS, TABLESPACE, STORAGE, PCTFREE; only TABLESPACE may be specified for Hash partitions

Action: remove invalid option(s) from the list of physical attributes of an index partition

ORA-14011: names assigned to resulting partitions must be distinct

Cause: Names of partitions resulting from splitting of an existing table or index partition are not distinct

Action: rename resulting partition(s) to ensure that their names are distinct and different from those of any other partition of the table or index

ORA-14012: resulting partition name conflicts with that of an existing partition

Cause: Name of a partition resulting from splitting of an existing table or index partition is identical to that of some other existing partition of that table or index

Action: rename resulting partition(s) to ensure that their names are distinct and different from those of any other partition of the table or index

ORA-14013: duplicate partition name

Cause: Name of a partition of a table or index being created is not unique

Action: rename partition(s) to ensure that their names are unique among partitions of the table or index being created

ORA-14014: maximum number of partitioning columns is 16

Cause: number of columns in a partitioning column list exceeded the legal limit of 16

Action: modify partitioning column list so that it consists of at most 16 columns

ORA-14015: too many partition descriptions

Cause: CREATE TABLE or CREATE INDEX contained too many partition descriptions; maximum number of partitions is 1048575 (1024K-1).

Action: Reduce number of partitions to not exceed 1048575 (1024K -1).

ORA-14016: underlying table of a LOCAL partitioned index must be partitioned

Cause: User attempted to create a LOCAL partitioned index on a non-partitioned table which is illegal. Only GLOBAL indices (partitioned or otherwise) may be created on a non-partitioned table.

Action: Correct the statement and reenter

ORA-14017: partition bound list contains too many elements

Cause: Partition bound list contained more elements than there are partitioning columns

Action: Ensure that the number of elements in partition bound list is equal to the number of partitioning columns of the table or index

ORA-14018: partition bound list contains too few elements

Cause: Partition bound list contained fewer elements than there are partitioning columns

Action: Ensure that the number of elements in partition bound list is equal to the number of partitioning columns of the table or index

ORA-14019: partition bound element must be one of: string, datetime or interval literal, number, or MAXVALUE

Cause: Partition bound list contained an element of invalid type (i.e. not a number, non-empty string, datetime or interval literal, or MAXVALUE)

Action: Ensure that all elements of partition bound list are of valid type

ORA-14020: this physical attribute may not be specified for a table partition

Cause: unexpected option was encountered while parsing physical attributes of a table partition; valid options for Range or Composite Range partitions are INITRANS, MAXTRANS, TABLESPACE, STORAGE, PCTFREE, and PCTUSED; only TABLESPACE may be specified for Hash partitions

Action: remove invalid option(s) from the list of physical attributes of a table partition

ORA-14021: MAXVALUE must be specified for all columns

Cause: In the VALUES LESS THAN clause for the highest (last) partition of a GLOBAL index, MAXVALUE must be specified for all columns

Action: Ensure that VALUES LESS THAN clause for the last partition of a GLOBAL index has MAXVALUE specified for all columns

ORA-14022: creation of LOCAL partitioned cluster indices is not supported

Cause: An attempt was made to create a LOCAL partitioned cluster index, which is currently illegal

Action: Remove LOCAL along with *partition descriptions*, if any, from the CREATE INDEX statement.

ORA-14023: creation of GLOBAL partitioned cluster indices is not supported

Cause: An attempt was made to create a GLOBAL partitioned cluster index, which is currently illegal

Action: Remove PARTITION BY RANGE clause along with *partition descriptions* from the CREATE INDEX statement.

ORA-14024: number of partitions of LOCAL index must equal that of the underlying table

Cause: User attempted to create a LOCAL partitioned index with a number of partitions which is different from that of the underlying table.

Action: Correct the CREATE INDEX statement to specify a correct number of partitions

ORA-14025: PARTITION may not be specified for a materialized view or a materialized view log

Cause: PARTITION option was encountered while parsing a definition of a materialized view or a materialized view log

Action: Ensure that a definition of a MATERIALIZED VIEW does not include invalid options

ORA-14026: PARTITION and CLUSTER clauses are mutually exclusive

Cause: definition of a table contained both PARTITION and CLUSTER clauses which is illegal

Action: Remove one of the conflicting clauses

ORA-14027: only one PARTITION clause may be specified

Cause: CREATE TABLE statement contained more than one PARTITION clause

Action: Specify PARTITION option at most once

ORA-14028: missing AT or VALUES keyword

Cause: keyword AT or VALUES missing

Action: supply missing keyword

ORA-14029: GLOBAL partitioned index must be prefixed

Cause: partitioning columns of a global partitioned index must form a prefix of the index' key columns

Action: Ensure that the GLOBAL partitioned index being created is prefixed

ORA-14030: non-existent partitioning column in CREATE TABLE statement

Cause: Partitioning column specified in CREATE TABLE statement is not one of columns of the table being created.

Action: Ensure that all columns in the partitioning column list are columns of the table being created.

ORA-14031: partitioning column may not be of type LONG or LONG RAW

Cause: Partitioning column specified by the user was of type LONG or LONG RAW, which is illegal.

Action: Ensure that no partitioning column is of type LONG or LONG RAW.

ORA-14032: partition bound of partition number *string* is too high

Cause: High bound of the partition whose number (partitions are numbered starting with 1) is displayed in this message did not collate lower than that of the following partition, which is illegal.

Action: Ensure that high bound of every partition (except for the last one) collates lower than that of a following partition.

ORA-14036: partition bound value too large for column

Cause: Length of partition bound value is longer than that of the corresponding partitioning column.

Action: Ensure that lengths of high bound values do not exceed those of corresponding partitioning columns

ORA-14037: partition bound of partition "*string*" is too high

Cause: High bound of the partition whose name (explicitly specified by the user) is displayed in this message did not collate lower than that of the following partition, which is illegal.

Action: Ensure that high bound of every partition (except for the last one) collates lower than that of a following partition.

ORA-14038: GLOBAL partitioned index must be prefixed

Cause: User attempted to create a GLOBAL non-prefixed partitioned index which is illegal

Action: If the user, indeed, desired to create a non-prefixed index, it must be created as LOCAL; otherwise, correct the list of key and/or partitioning columns to ensure that the index is prefixed

ORA-14039: partitioning columns must form a subset of key columns of a UNIQUE index

Cause: User attempted to create a UNIQUE partitioned index whose partitioning columns do not form a subset of its key columns which is illegal

Action: If the user, indeed, desired to create an index whose partitioning columns do not form a subset of its key columns, it must be created as non-UNIQUE; otherwise, correct the list of key and/or partitioning columns to ensure that the index' partitioning columns form a subset of its key columns

ORA-14041: partition bound may not be specified for resulting partitions

Cause: while parsing an ALTER {TABLE | INDEX} SPLIT PARTITION statement, *partition-description* of a resulting partition was found to contain VALUES LESS THAN clause which is illegal

Action: remove VALUES LESS THAN clause from the description(s) of partitions resulting from splitting an existing table or index partition

ORA-14042: partition bound may not be specified for a partition being moved, modified or rebuilt

Cause: while parsing an ALTER {TABLE | INDEX} MODIFY PARTITION, ALTER TABLE MOVE PARTITION, or ALTER INDEX REBUILD PARTITION statement, description of new physical attributes of the partition being moved, modified, or rebuilt was found to contain VALUES LESS THAN clause which is illegal

Action: remove VALUES LESS THAN clause from the description of new attributes of the partition being moved, modified, or rebuilt

ORA-14043: only one partition may be added

Cause: ALTER TABLE ADD PARTITION contained descriptions of more than one partition to be added

Action: Ensure that the statement contains exactly one partition definition and that it does not contain any commas

ORA-14044: only one partition may be moved

Cause: ALTER TABLE MOVE PARTITION contained descriptions of more than one partition to be moved

Action: Ensure that the statement describes exactly one partition to be moved and that it does not contain any commas

ORA-14045: only one partition may be modified

Cause: ALTER TABLE | INDEX MODIFY PARTITION contained descriptions of more than one partition to be modified

Action: Ensure that the statement describes exactly one partition to be modified and that it does not contain any commas

ORA-14046: a partition may be split into exactly two new partitions

Cause: ALTER TABLE | INDEX SPLIT PARTITION did not contain descriptions of exactly two new partitions into which an existing table or index partition was to be split

Action: Ensure that the statement describes exactly two partition into which an existing partition is to be split

ORA-14047: ALTER TABLE | INDEX RENAME may not be combined with other operations

Cause: ALTER TABLE or ALTER INDEX statement attempted to combine a RENAME operation with some other operation which is illegal

Action: Ensure that RENAME operation is the sole operation specified in ALTER TABLE or ALTER INDEX statement;

ORA-14048: a partition maintenance operation may not be combined with other operations

Cause: ALTER TABLE or ALTER INDEX statement attempted to combine a partition maintenance operation (e.g. MOVE PARTITION) with some other operation (e.g. ADD PARTITION or PCTFREE which is illegal

Action: Ensure that a partition maintenance operation is the sole operation specified in ALTER TABLE or ALTER INDEX statement; operations other than those dealing with partitions, default attributes of partitioned tables/indices or specifying that a table be renamed (ALTER TABLE RENAME) may be combined at will

ORA-14049: invalid ALTER TABLE MODIFY PARTITION option

Cause: An option other than PCTFREE, PCTUSED, INITRANS, MAXTRANS, STORAGE, BACKUP, ALLOCATE EXTENT, or DEALLOCATE UNUSED was specified in an ALTER TABLE MODIFY PARTITION statement for a Range or Composite Range partition.

Action: Specify only legal options.

ORA-14050: invalid ALTER INDEX MODIFY PARTITION option

Cause: An option other than INITRANS, MAXTRANS, STORAGE, or DEALLOCATE UNUSED was specified in an ALTER INDEX MODIFY PARTITION statement.

Action: Specify only legal options.

ORA-14051: invalid ALTER MATERIALIZED VIEW option

Cause: An option other than PCTFREE, PCTUSED, INITRANS, MAXTRANS, STORAGE, or BACKUP was specified in an ALTER MATERIALIZED VIEW statement.

Action: Specify only legal options.

ORA-14052: partition-extended table name syntax is disallowed in this context

Cause: User attempted to use partition-extended table name syntax in illegal context (i.e. not in FROM-clause or INSERT, DELETE, or UPDATE statement)

Action: Avoid use of partition-extended table name in contexts other those mentioned above.

ORA-14053: illegal attempt to modify *string* in *string* statement

Cause: Certain attributes of objects (e.g. tables) may be specified at creation time, but may not be modified using ALTER statement. Unfortunately, user specified one of such attributes.

Action: Ensure that ALTER statement specifies new values only for attributes which may be changed once an object has been created

ORA-14054: invalid ALTER TABLE TRUNCATE PARTITION option

Cause: Name of the partition to be truncated may be followed by DROP STORAGE or REUSE STORAGE

Action: Ensure that no options besides DROP STORAGE or REUSE STORAGE are specified with ALTER TABLE TRUNCATE PARTITION

ORA-14055: keyword REBUILD in ALTER INDEX REBUILD must immediately follow *index name*

Cause: ALTER INDEX statement contained REBUILD keyword following some index attributes (e.g. INITRANS.)

Action: Ensure that keyword REBUILD immediately follows the name of the index being altered

ORA-14056: partition number *string*: sum of PCTUSED and PCTFREE may not exceed 100

Cause: the sum of PCTUSED and PCTFREE for a partition whose number (partitions are numbered starting with 1) is displayed in this message exceeds 100. Note that if PCTUSED and/or PCTFREE values for this partition were not specified explicitly, default values for the partitioned table or index would be used. If, in turn, default PCTUSED and/or PCTFREE values for the partitioned table or index were not specified, system defaults would be used.

Action: ensure that a sum of PCTUSED and PCTFREE for the partition does not exceed 100

ORA-14057: partition "*string*": sum of PCTUSED and PCTFREE may not exceed 100

Cause: the sum of PCTUSED and PCTFREE for a partition whose name (explicitly specified by the user) is displayed in this message exceeds 100. Note that if PCTUSED and/or PCTFREE values for this partition were not specified explicitly, default values for the partitioned table or index would be used. If, in turn, default PCTUSED and/or PCTFREE values for the partitioned table or index were not specified, system defaults would be used.

Action: ensure that a sum of PCTUSED and PCTFREE for the partition does not exceed 100

ORA-14058: partition number *string*: INITRANS value must be less than MAXTRANS value

Cause: Value of INITRANS was found to be greater than that of MAXTRANS for a partition whose number (partitions are numbered starting with 1) is displayed in this message. Note that if INITRANS and/or MAXTRANS values for this partition were not specified explicitly, default values for the partitioned table or index would be used. If, in turn, default INITRANS and/or MAXTRANS values for the partitioned table or index were not specified, system defaults would be used.

Action: ensure that value of INITRANS (whether specified explicitly or derived from the default value for the partitioned table or index) is no greater than that of MAXTRANS

ORA-14059: partition "*string*": INITRANS value must be less than MAXTRANS value

Cause: Value of INITRANS was found to be greater than that of MAXTRANS for a partition whose name (explicitly specified by the user) is displayed in this message. Note that if INITRANS and/or MAXTRANS values for this partition were not specified explicitly, default values for the partitioned table or index would be used. If, in turn, default INITRANS and/or MAXTRANS values for the partitioned table or index were not specified, system defaults would be used.

Action: ensure that value of INITRANS (whether specified explicitly or derived from the default value for the partitioned table or index) is no greater than that of MAXTRANS

ORA-14060: data type or length of a table partitioning column may not be changed

Cause: User issued ALTER TABLE statement attempting to modify data type and/or length of a column used to partition the table named in ALTER TABLE statement, which is illegal

Action: Avoid modifying data type and/or length of table partitioning column(s)

ORA-14061: data type or length of an index partitioning column may not be changed

Cause: User issued ALTER TABLE statement attempting to modify data type and/or length of a column used to partition some index defined on the table named in ALTER TABLE statement, which is illegal

Action: Avoid modifying data type and/or length of index partitioning column(s)

ORA-14062: one or more of table's partitions reside in a read-only tablespace

Cause: User issued ALTER TABLE statement attempting to modify an existing VARCHAR2 (or VARCHAR) column to be of type CHAR (or CHARACTER), increase length of an existing CHAR (or CHARACTER) column, or add a column with user-specified default for a table one or more partitions of which reside in read-only tablespaces, which is illegal

Action: Avoid performing aforementioned operations on a partitioned table one or more partitions of which reside in read-only tablespaces

ORA-14063: Unusable index exists on unique/primary constraint key

Cause: User attempted to add or enable a primary key/unique constraint on column(s) of a table on which there exists an index marked Index Unusable.

Action: Drop the existing index or rebuild it using ALTER INDEX REBUILD

ORA-14064: Index with Unusable partition exists on unique/primary constraint key

Cause: User attempted to add or enable a primary key/unique constraint on column(s) of a table on which there exists an index one or more partitions of which are marked Index Unusable.

Action: Drop the existing index or rebuild unusable partitions it using ALTER INDEX REBUILD PARTITION

ORA-14065: ALLOCATE STORAGE may not be specified for a partitioned table

Cause: User specified ALLOCATE STORAGE clause in ALTER TABLE statement issued against a partitioned table which is illegal.

Action: Remove the illegal option. If it is desired to add storage to individual partitions, ALLOCATE STORAGE clause may be specified with ALTER TABLE MODIFY PARTITION statement.

ORA-14066: illegal option for a non-partitioned index-organized table

Cause: An attempt was made to issue a CREATE or ALTER TABLE command on a non-partitioned IOT, but the command contains an option that is legal only for partitioned index-organized tables. Such options are: ENABLE ROW MOVEMENT and DISABLE ROW MOVEMENT.

Action: Remove the illegal option(s) from the command.

ORA-14067: duplicate TABLESPACE_NUMBER specification

Cause: TABLESPACE_NUMBER clause was specified more than once for a table, index or an index partition

Action: Correct the code generating text of CREATE INDEX statement sent to the slaves

ORA-14068: TABLESPACE and TABLESPACE_NUMBER may not be both specified

Cause: Both TABLESPACE and TABLESPACE_NUMBER clauses were specified for a table, index or an index partition

Action: Correct the code generating text of CREATE INDEX statement sent to the slaves

ORA-14069: invalid TABLESPACE_NUMBER value

Cause: The TABLESPACE_NUMBER value is not an integer between 0 and 0x7FFFFFFF

Action: Correct the code generating text of CREATE INDEX statement sent to the slaves

ORA-14070: option may be specified only for partitioned indices or with REBUILD

Cause: User issued ALTER INDEX statement containing an option which is legal only for partitioned indices or in conjunction with REBUILD against a non-partitioned index. Such options are: PCTFREE, TABLESPACE, [NO]PARALLEL and INITIAL, FREELISTS, and FREELIST GROUPS inside STORAGE clause

Action: Remove illegal option(s).

ORA-14071: invalid option for an index used to enforce a constraint

Cause: An option other than COMPRESS, NOCOMPRESS, PCTFREE, INITRANS, MAXTRANS, STORAGE, TABLESPACE, PARALLEL, NOPARALLEL, RECOVERABLE, UNRECOVERABLE, LOGGING, NOLOGGING, LOCAL, or GLOBAL was specified for an index used to enforce a constraint.

Action: Choose one of the valid index options.

ORA-14072: fixed table may not be truncated

Cause: User attempted to truncate a fixed table which is illegal.

Action: Ensure that the table being truncated is not a fixed table.

ORA-14073: bootstrap table or cluster may not be truncated

Cause: User attempted to truncate a bootstrap table or cluster which is illegal

Action: Ensure that the table (or cluster) being truncated is not a bootstrap table (or cluster)

ORA-14074: partition bound must collate higher than that of the last partition

Cause: Partition bound specified in ALTER TABLE ADD PARTITION statement did not collate higher than that of the table's last partition, which is illegal.

Action: Ensure that the partition bound of the partition to be added collates higher than that of the table's last partition.

ORA-14075: partition maintenance operations may only be performed on partitioned indices

Cause: Index named in ALTER INDEX partition maintenance operation is not partitioned, making a partition maintenance operation, at best, meaningless

Action: Ensure that the index named in ALTER INDEX statement specifying a partition maintenance operation is, indeed, partitioned

ORA-14076: submitted alter index partition/subpartition operation is not valid for local partitioned index

Cause: User attempted to either drop, split, add or coalesce a partition or a subpartition of a local index which is illegal.

Action: Ensure that the index named in such statement is a global partitioned index.

ORA-14078: you may not drop the highest partition of a GLOBAL index

Cause: User attempted to drop highest partition of a GLOBAL index, which is illegal.

Action: Ensure that the partition specified in ALTER INDEX DROP PARTITION statement is not the highest partition of the index.

ORA-14079: illegal option for a partition marked Index Unusable

Cause: ALTER INDEX MODIFY PARTITION statement against an index partition marked Index Unusable contained STORAGE and/or DEALLOCATE SPACE clauses which is illegal

Action: Ensure that only valid options are specified

ORA-14080: partition cannot be split along the specified high bound

Cause: User attempted to split a partition along a bound which either collates higher than that of the partition to be split or lower than that of a partition immediately preceding the one to be split

Action: Ensure that the bound along which a partition is to be split collates lower than that of the partition to be split and higher than that of a partition immediately preceding the one to be split

ORA-14081: new partition name must differ from the old partition name

Cause: User entered ALTER TABLE/INDEX RENAME PARTITION specifying *new-partition-name* which is identical to the name of the partition being renamed

Action: Ensure that the new partition name is different from the name of any (including the one being renamed) existing partition of a given table or index

ORA-14082: New partition name must differ from that of any other partition or subpartition of the object.

Cause: ALTER TABLE RENAME PARTITION or ALTER INDEX RENAME PARTITION specifying a *new-partition-name* which is identical to the name of an existing partition or subpartition of the object was specified.

Action: Ensure that the new partition name is different from the name of any (including the one being renamed) existing partition or subpartition of a given table or index.

ORA-14083: cannot drop the only partition of a partitioned table

Cause: A drop partition command is being executed when there is only one partition in the table

Action: Ensure that there is at least one partition. Drop table to remove all partitions

ORA-14084: you may specify TABLESPACE DEFAULT only for a LOCAL index

Cause: User attempted to specify TABLESPACE DEFAULT for an object other than a LOCAL index, which is illegal.

Action: Reenter the statement without TABLESPACE DEFAULT clause.

ORA-14085: partitioned table cannot have column with LONG datatype

Cause: User tried to create a partitioned table with a LONG datatype or tried to add a LONG datatype column to a partitioned table.

Action: LONG data types are not supported with partitioned tables. Create table without LONG column or change table to not partitioned. If adding column, do not use LONG datatype. If modifying attributes of a column to change data type to LONG, it has to be a non partitioned table.

ORA-14086: a partitioned index may not be rebuilt as a whole

Cause: User attempted to rebuild a partitioned index using ALTER INDEX REBUILD statement, which is illegal

Action: Rebuild the index a partition at a time (using ALTER INDEX REBUILD PARTITION) or drop and recreate the entire index

ORA-14094: invalid ALTER TABLE EXCHANGE PARTITION option

Cause: Name of the table to be EXCHANGED has to be followed by [(INCLUDING | EXCLUDING) INDEX][(WITH | WITHOUT) VALIDATION]

Action: Ensure that no options besides INCLUDING INDEX or EXCLUDING INDEX are specified with ALTER TABLE EXCHANGE PARTITION

ORA-14095: ALTER TABLE EXCHANGE requires a non-partitioned, non-clustered table

Cause: The table in the EXCHANGE operation is either clustered or partitioned

Action: Ensure that the table with which the partition is being exchanged for is not partitioned or clustered.

ORA-14096: tables in ALTER TABLE EXCHANGE PARTITION must have the same number of columns

Cause: The two tables specified in the EXCHANGE have different number of columns

Action: Ensure that the two tables have the same number of columns with the same type and size.

ORA-14097: column type or size mismatch in ALTER TABLE EXCHANGE PARTITION

Cause: The corresponding columns in the tables specified in the ALTER TABLE EXCHANGE PARTITION are of different type or size

Action: Ensure that the two tables have the same number of columns with the same type and size.

ORA-14098: index mismatch for tables in ALTER TABLE EXCHANGE PARTITION

Cause: The two tables specified in the EXCHANGE have indexes which are not equivalent

Action: Ensure that the indexes for the two tables have indexes which follow this rule For every non partitioned index for the non partitioned table, there has to be an identical LOCAL index on the partitioned table and vice versa. By identical, the column position, type and size have to be the same.

ORA-14099: all rows in table do not qualify for specified partition

Cause: There is at least one row in the non partitioned table which does not qualify for the partition specified in the ALTER TABLE EXCHANGE PARTITION

Action: Ensure that all the rows in the segment qualify for the partition. Perform the alter table operation with the NO CHECKING option. Run ANALYZE table VALIDATE on that partition to find out the invalid rows and delete them.

ORA-14100: partition extended table name cannot refer to a remote object

Cause: User attempted to use partition-extended table name syntax in conjunction with remote object name which is illegal

Action: Correct the statement and reenter

ORA-14101: partition extended table name cannot refer to a synonym

Cause: User attempted to use partition-extended table name syntax in conjunction with synonym name which is illegal

Action: Correct the statement and reenter

ORA-14102: only one LOGGING or NOLOGGING clause may be specified

Cause: LOGGING was specified more than once, NOLOGGING was specified more than once, or both LOGGING and NOLOGGING were specified.

Action: Remove all but one of the LOGGING or NOLOGGING clauses and reissue the statement.

ORA-14103: LOGGING/NOLOGGING may not be combined with RECOVERABLE/UNRECOVERABLE

Cause: A statement contained both [NO]LOGGING and [UN]RECOVERABLE clauses which is disallowed.

Action: Remove one of the offending clauses. [UN]RECOVERABLE is being deprecated in V8 and will be obsoleted in V9. To duplicate semantics of UNRECOVERABLE clause, create an object with NOLOGGING option and then ALTER it specifying LOGGING. To duplicate semantics of RECOVERABLE clause, create an object with LOGGING option.

ORA-14104: RECOVERABLE/UNRECOVERABLE may not be specified for partitioned tables/indices

Cause: CREATE TABLE/INDEX statement used to create a partitioned table/index contained RECOVERABLE or UNRECOVERABLE clause which is illegal

Action: Remove offending clause. [UN]RECOVERABLE is being deprecated in V8 and will be obsoleted in V9. To duplicate semantics of UNRECOVERABLE clause, create an object with NOLOGGING option and then ALTER it specifying LOGGING. To duplicate semantics of RECOVERABLE clause, create an object with LOGGING option.

ORA-14105: RECOVERABLE/UNRECOVERABLE may not be specified in this context

Cause: RECOVERABLE/UNRECOVERABLE clause is not allowed in this context.

Action: Remove offending clause. RECOVERABLE/UNRECOVERABLE may only be specified in CREATE TABLE/INDEX statement describing a non-partitioned table or index and ALTER INDEX REBUILD statement. [UN]RECOVERABLE is being deprecated in V8 and will be obsoleted in V9. To duplicate semantics of UNRECOVERABLE clause, create an object with NOLOGGING option and then ALTER it specifying LOGGING. To duplicate semantics of RECOVERABLE clause, create an object with LOGGING option.

ORA-14106: LOGGING/NOLOGGING may not be specified for a clustered table

Cause: User attempted to specify LOGGING or NOLOGGING clause in CREATE TABLE or ALTER TABLE statement involving a clustered table

Action: Remove offending clause.

ORA-14107: partition specification is required for a partitioned object

Cause: parameter which supplies partition name is missing. This parameter is optional for non-partitioned objects, but is required for partitioned objects.

Action: supply missing parameter

ORA-14108: illegal partition-extended table name syntax

Cause: Partition to be accessed may only be specified using its name. User attempted to use a partition number or a bind variable.

Action: Modify statement to refer to a partition using its name

ORA-14109: partition-extended object names may only be used with tables and editioning views

Cause: An attempt was made to use a partition-extended object name with an object which was not a table or an editioning view.

Action: Avoid using partition-extended name syntax with objects which are not tables or editioning views

ORA-14110: partitioning column may not be of type ROWID

Cause: Partitioning column specified by the user was of type ROWID, which is illegal.

Action: Ensure that no partitioning column is of type ROWID.

ORA-14111: creation of a GLOBAL partitioned index on clustered tables is not supported

Cause: An attempt was made to create a GLOBAL partitioned index on a clustered table which is currently illegal.

Action: Remove PARTITION BY RANGE/HASH clause along with any partition descriptions to create a GLOBAL non-partitioned index on a clustered table

ORA-14112: RECOVERABLE/UNRECOVERABLE may not be specified for a partition or subpartition

Cause: Description of a partition or subpartition found in CREATE TABLE/INDEX statement contained RECOVERABLE or UNRECOVERABLE clause which is illegal

Action: Remove offending clause. Use LOGGING or NOLOGGING instead.

ORA-14113: partitioned table cannot have column with LOB datatype

Cause: User tried to create a partitioned table with a LOB datatype or tried to add a LOB datatype column to a partitioned table.

Action: LOB data types are not supported with partitioned tables. Create table without LOB column or change table to not partitioned. If adding column, do not use LOB datatype. If modifying attributes of a column to change data type to LOB, it has to be a non partitioned table.

ORA-14114: partitioned table cannot have column with object, REF, nested table, array datatype

Cause: User tried to create a partitioned table with a object datatype (object, REF, nested table, array) or tried to add a object datatype column to a partitioned table.

Action: object data types are not supported with partitioned tables. Create table without object column or change table to not partitioned. If adding column, do not use object datatypes. If modifying attributes of a column to change data type to object, it has to be a non partitioned table.

ORA-14115: partition bound of partition number *string* is too long

Cause: Length of linear key representation of a high bound of the partition whose number (partitions are numbered starting with 1) is displayed in this message exceeded the legal limit (4K).

Action: Change representation of a partition high bound to bring its length within legal limit.

ORA-14116: partition bound of partition "*string*" is too long

Cause: Length of linear key representation of a high bound of the partition whose name (explicitly specified by the user) is displayed in this message exceeded the legal limit (4K).

Action: Change representation of a partition high bound to bring its length within legal limit.

ORA-14117: partition resides in offlined tablespace

Cause: User attempted an operation requiring that we access data in a partition which resides in a tablespace which was taken offline. Such operations include trying to drop a tablespace of a table which has indices defined on it or is referenced by a constraint.

Action: Bring tablespace online before attempting the operation.

ORA-14118: CHECK constraint mismatch in ALTER TABLE EXCHANGE PARTITION

Cause: The corresponding columns in the tables specified in the ALTER TABLE EXCHANGE PARTITION statement have CHECK constraint defined on them.

Action: Ensure that the two tables do not have CHECK constraint defined on any column

ORA-14119: specified partition bound is too long

Cause: Length of a linear key representation of a high bound of a table partition being added or along which an existing table or index partition is being split exceeded the legal limit (4K).

Action: Change representation of a partition high bound to bring its length within legal limit.

ORA-14120: incompletely specified partition bound for a DATE column

Cause: An attempt was made to use a date expression whose format does not fully (i.e. day, month, and year (including century)) specify a date as a partition bound for a DATE column. The format may have been specified explicitly (using TO_DATE() function) or implicitly (NLS_DATE_FORMAT).

Action: Ensure that date format used in a partition bound for a DATE column supports complete specification of a date (i.e. day, month, and year (including century)). If NLS_DATE_FORMAT does not support complete (i.e. including the century) specification of the year, use TO_DATE() (e.g. TO_DATE('01-01-1999', 'MM-DD-YYYY') to fully express the desired date.

ORA-14121: MODIFY DEFAULT ATTRIBUTES may not be combined with other operations

Cause: ALTER TABLE or ALTER INDEX statement attempted to combine MODIFY DEFAULT ATTRIBUTES with some other operation (e.g. ADD PARTITION or PCTFREE) which is illegal

Action: Ensure that MODIFY DEFAULT ATTRIBUTES is the sole operation specified in ALTER TABLE or ALTER INDEX statement; operations other than those dealing with partitions, default attributes of partitioned tables/indices or specifying that a table be renamed (ALTER TABLE RENAME) may be combined at will

ORA-14122: only one REVERSE or NOREVERSE clause may be specified

Cause: Both REVERSE and NOREVERSE were specified in CREATE INDEX statement.

Action: Remove all but one of the REVERSE or NOREVERSE clauses and reissue the statement.

ORA-14123: duplicate NOREVERSE clause

Cause: NOREVERSE was specified more than once in ALTER INDEX statement.

Action: Remove all but one of the NOREVERSE clauses and reissue the statement.

ORA-14124: duplicate REVERSE clause

Cause: REVERSE was specified more than once in ALTER INDEX or CREATE INDEX statements.

Action: Remove all but one of the REVERSE clauses and reissue the statement.

ORA-14125: REVERSE/NOREVERSE may not be specified in this context

Cause: REVERSE/NOREVERSE clause is not allowed in this context.

Action: Remove offending clause. REVERSE may be specified as an attribute of an index (not of an individual partition, if creating a partitioned index) in CREATE INDEX statement and ALTER INDEX REBUILD statement. NOREVERSE may be specified only in ALTER INDEX REBUILD statement.

ORA-14126: only a *parallel clause* may follow description(s) of resulting partitions

Cause: Descriptions of partition(s) resulting from splitting of a table or index partition may be followed by an optional *parallel clause* which applies to the entire statement and which, in turn, may not be followed by any other clause.

Action: Ensure that all partition attributes appear within the parenthesized list of descriptions of resulting partitions in ALTER TABLE/INDEX SPLIT PARTITION statement.

ORA-14128: FOREIGN KEY constraint mismatch in ALTER TABLE EXCHANGE PARTITION

Cause: The corresponding columns in the tables specified in the ALTER TABLE EXCHANGE PARTITION statement have different FOREIGN KEY constraints.

Action: Ensure that the two tables do not have FOREIGN KEY constraints defined on any column or disable all FOREIGN KEY constraints on both tables. Then retry the operation.

ORA-14129: INCLUDING INDEXES must be specified as tables have enabled UNIQUE constraints

Cause: Matching UNIQUE constraints in both table are enabled and validated but INCLUDING INDEXES is not specified in ALTER TABLE EXCHANGE PARTITION | SUBPARTITION command.

Action: Disable currently enabled matching UNIQUE constraints on both tables or ensure that INCLUDING INDEXES option is used.

ORA-14130: UNIQUE constraints mismatch in ALTER TABLE EXCHANGE PARTITION

Cause: One of the tables named in the ALTER TABLE EXCHANGE PARTITION command has a UNIQUE constraint for which no matching (vis-a-vis key columns) constraint is defined on the other table or a matching constraint is defined on the other table, but it differs from that defined on the first table vis-a-vis being enabled and/or validated.

Action: Ensure that for every UNIQUE constraint defined on one of the tables named in the ALTER TABLE EXCHANGE PARTITION statement there is a matching (vis-a-vis key columns and being enabled and/or validated) UNIQUE constraint defined on the other table. If UNIQUE constraints are enabled, UNIQUE constraints on the partitioned table should be enforced using local indexes.

ORA-14131: enabled UNIQUE constraint exists on one of the tables

Cause: One of the tables referenced in the ALTER TABLE EXCHANGE PARTITION | SUBPARTITION statement has enabled UNIQUE constraint(s) defined on it, which prevents EXCHANGE from proceeding.

Action: Disable constraints defined on tables referenced in the ALTER TABLE EXCHANGE PARTITION | SUBPARTITION statement and retry the statement.

ORA-14132: table cannot be used in EXCHANGE

Cause: An attempt was made to issue an ALTER TABLE EXCHANGE PARTITION | SUBPARTITION statement, but the non-partitioned table cannot be used in the EXCHANGE because one or more of the following apply: - it is a typed table - it is a temporary table - it contains ADT columns - it contains nested-table columns - it contains REF columns - it contains array columns - it is an index-organized table - it contains LOB columns - it is a nested table - it is created with row dependency and the partitioned table is not - it is created without row dependency and the partitioned table is

Action: Ensure that the non-partitioned table does not violate any of the above restrictions for the ALTER TABLE EXCHANGE PARTITION | SUBPARTITION statement.

ORA-14133: ALTER TABLE MOVE cannot be combined with other operations

Cause: An attempt was made to combine an ALTER TABLE MOVE statement with another operation, such as MODIFY.

Action: Ensure that MOVE is the only operation specified in ALTER TABLE statement.

ORA-14134: indexes cannot use both DESC and REVERSE

Cause: An attempt was made to make a reverse index with some index columns marked DESC.

Action: Do not use DESC in reverse indexes. The rule-based optimizer can scan indexes backwards, which allows a normal reverse index to simulate a reverse index with columns marked DESC.

ORA-14135: a LOB column cannot serve as a partitioning column

Cause: An attempt was made to specify a column of type BLOB or CLOB as a partitioning or subpartitioning column.

Action: Ensure that no partitioning or subpartitioning column is of type BLOB or CLOB.

ORA-14136: ALTER TABLE EXCHANGE restricted by fine-grained security

Cause: User doing exchange does not have full table access due to VPD policies.

Action: Grant exempt privileges to this user.

ORA-14137: Table in partially dropped state, submit DROP TABLE PURGE

Cause: An attempt was made to access a partitioned table in a partially dropped state.

Action: Submit DROP TABLE *table* PURGE to drop the table.

ORA-14138: An unexpected error encountered during drop table operation

Cause: Drop table encountered an unexpected error.

Action: a. Submit drop table *table* purge, or b. If the situation described in the next error on the stack can be corrected, do so. c. Contact Oracle Support.

ORA-14139: table *string.string* is already in read-only mode

Cause: an attempt was made to set a read-only table in read-only mode

Action: this DDL can only be executed on a read/write table

ORA-14140: table *string.string* is already in read/write mode

Cause: an attempt was made to set a read/write table in read/write mode

Action: this DDL can only be executed on a read-only table

ORA-14141: ALTER INDEX VISIBLE | INVISIBLE may not be combined with other operations

Cause: ALTER INDEX statement attempted to combine a VISIBLE | INVISIBLE operation with some other operation which is illegal

Action: Ensure that VISIBLE | INVISIBLE operation is the sole operation specified in ALTER INDEX statement

ORA-14142: ALTER INDEX VISIBLE | INVISIBLE may not be used with certain types of index

Cause: Using the ALTER INDEX VISIBLE | INVISIBLE statement on certain types of indexes (IOT-TOP, Cluster indexes) is illegal.

Action: Remove the option VISIBLE | INVISIBLE.

ORA-14143: CREATE INDEX INVISIBLE may not be used with this type of index

Cause: Certain types of indexes (IOT-TOP, Cluster indexes) cannot be created invisible.

Action: Remove the option INVISIBLE

ORA-14145: only one UNUSABLE clause may be specified

Cause: UNUSABLE was specified more than once.

Action: Remove all but one of the UNUSABLE clauses and reissue the statement.

ORA-14146: Old CONNECT BY does not support partitioned tables

Cause: The query used the old CONNECT BY clause on a partitioned object.

Action: Disable old CONNECT BY by disabling the `_old_connect_by_enabled` parameter.

ORA-14147: There is an existing VISIBLE index defined on the same set of columns.

Cause: An attempt was made to define more than one VISIBLE index on the same set of columns. There can be only one VISIBLE index on the same set of columns. Hence ALTER INDEX VISIBLE was not supported on this index.

Action: Make all the indexes defined on the same set of columns as INVISIBLE and then reexecute this DDL.

ORA-14148: DML and DDL operations are not directly allowed on the guard-column.

Cause: An attempt was made to execute a DML or a DDL directly on the guard-column.

Action: This is not supported.

ORA-14150: missing SUBPARTITION keyword

Cause: keyword SUBPARTITION missing

Action: supply missing keyword

ORA-14151: invalid table partitioning method

Cause: Invalid partitioning method was specified in CREATE TABLE statement. A table may be partitioned by RANGE, HASH, LIST, SYSTEM, or Composite Range-Hash/List/Range (R+H/L/R).

Action: Specify one of valid partitioning methods

ORA-14152: invalid number of partitions specified in PARTITIONS clause

Cause: number-of-partitions clause contained in CREATE TABLE or CREATE INDEX statement specified a number of partitions outside of legal range (1-1048575)

Action: Specify a number between 1 and 1024K-1 in the number-of-partitions clause

ORA-14153: only one of STORE IN or *partition-description* clause may be specified

Cause: both STORE IN and *partition-description* clauses were specified in a CREATE TABLE | INDEX command

Action: Remove one of offending clauses

ORA-14154: only one of STORE IN or *subpartition-description* clause may be specified

Cause: both STORE IN and *subpartition-description* clauses were specified in a CREATE TABLE | INDEX, or ALTER TABLE ADD | SPLIT PARTITION or ALTER TABLE MERGE PARTITIONS command for a Composite Range partitioned object

Action: Remove one of offending clauses

ORA-14155: missing PARTITION, PARTITIONS, SUBPARTITION, or SUBPARTITIONS keyword

Cause: The keyword PARTITION,PARTITIONS, SUBPARTITION, or SUBPARTITIONS was expected but none were supplied.

Action: Supply the missing keyword.

ORA-14156: invalid number of subpartitions specified in [SUBPARTITIONS | SUBPARTITION TEMPLATE] clause

Cause: number-of-subpartitions clause contained in CREATE TABLE or CREATE INDEX statement specified a number of subpartitions outside of legal range (1-1048575)

Action: Specify a number between 1 and 1024K-1 in the number-of-subpartitions clause

ORA-14157: invalid subpartition name

Cause: a subpartition name of the form *identifier* is expected but not present.

Action: enter an appropriate subpartition name.

ORA-14158: too many subpartition descriptions

Cause: CREATE TABLE or CREATE INDEX contained too many subpartition descriptions; maximum number of subpartitions is 1048575.

Action: Reduce number of subpartitions to not exceed 1024K-1.

ORA-14159: duplicate subpartition name

Cause: Name of a subpartition of a table or index being created is not unique

Action: rename subpartition(s) to ensure that their names are unique among subpartitions of the table or index being created

ORA-14160: this physical attribute may not be specified for a table subpartition

Cause: unexpected option was encountered while parsing physical attributes of a table subpartition; TABLESPACE is the only valid option

Action: remove invalid option(s)

ORA-14161: subpartition number *string*: sum of PCTUSED and PCTFREE may not exceed 100

Cause: the sum of PCTUSED and PCTFREE for a subpartition whose number (subpartitions are numbered starting with 1) is displayed in this message exceeds 100. Note that if PCTUSED and/or PCTFREE values for this subpartition were not specified explicitly, default values at partition-level would be used. If, in turn, default PCTUSED and/or PCTFREE values at partition-level were not specified, default values for the partitioned table or index would be used. If those values were also not specified explicitly, system defaults would be used.

Action: ensure that a sum of PCTUSED and PCTFREE for the subpartition does not exceed 100

ORA-14162: subpartition "*string*": sum of PCTUSED and PCTFREE may not exceed 100

Cause: the sum of PCTUSED and PCTFREE for a subpartition whose name (explicitly specified by the user) is displayed in this message exceeds 100. Note that if PCTUSED and/or PCTFREE values for this subpartition were not specified explicitly, default values at partition-level would be used. If, in turn, default PCTUSED and/or PCTFREE values at partition-level were not specified, default values for the partitioned table or index would be used. If those values were also not specified explicitly, system defaults would be used.

Action: ensure that a sum of PCTUSED and PCTFREE for the subpartition does not exceed 100

ORA-14163: subpartition number *string*: INITRANS value must be less than MAXTRANS value

Cause: Value of INITRANS was found to be greater than that of MAXTRANS for a subpartition whose number (subpartitions are numbered starting with 1) is displayed in this message. Note that if INITRANS and/or MAXTRANS values for this subpartition were not specified explicitly, default values at partition-level would be used. If, in turn, default INITRANS and/or MAXTRANS values at partition-level were not specified, default values for the partitioned table or index would be used. If those values were also not specified explicitly, system defaults would be used.

Action: ensure that value of INITRANS (whether specified explicitly or derived from the default value at partition-level, table-level or index-level) is no greater than that of MAXTRANS

ORA-14164: subpartition "*string*": INITRANS value must be less than MAXTRANS value

Cause: Value of INITRANS was found to be greater than that of MAXTRANS for a subpartition whose name (explicitly specified by the user) is displayed in this message. Note that if INITRANS and/or MAXTRANS values for this subpartition were not specified explicitly, default values at partition-level would be used. If, in turn, default INITRANS and/or MAXTRANS values at partition-level were not specified, default values for the partitioned table or index would be used. If those values were also not specified explicitly, system defaults would be used.

Action: ensure that value of INITRANS (whether specified explicitly or derived from the default value at partition-level, table-level or index-level) is no greater than that of MAXTRANS

ORA-14165: MODIFY DEFAULT ATTRIBUTES FOR PARTITION may not be combined with other operations

Cause: ALTER TABLE or ALTER INDEX statement attempted to combine MODIFY DEFAULT ATTRIBUTES OF PARTITION with some other operation (e.g. ADD PARTITION or PCTFREE) which is illegal

Action: Ensure that MODIFY DEFAULT ATTRIBUTES is the sole operation specified in ALTER TABLE or ALTER INDEX statement; operations other than those dealing with partitions, default attributes of partitioned tables/indices or specifying that a table be renamed (ALTER TABLE RENAME) may be combined at will

ORA-14166: missing INTO keyword

Cause: keyword INTO missing

Action: supply missing keyword

ORA-14167: only one subpartition may be moved

Cause: ALTER TABLE MOVE SUBPARTITION contained descriptions of more than one subpartition to be moved

Action: Ensure that the statement describes exactly one subpartition to be moved and that it does not contain any commas

ORA-14168: only one subpartition may be modified

Cause: ALTER TABLE | INDEX MODIFY SUBPARTITION contained descriptions of more than one subpartition to be modified

Action: Ensure that the statement describes exactly one subpartition to be modified and that it does not contain any commas

ORA-14169: invalid ALTER TABLE MODIFY SUBPARTITION option

Cause: An option other than PCTFREE, PCTUSED, INITRANS, MAXTRANS, STORAGE, was specified in an ALTER TABLE MODIFY SUBPARTITION statement.

Action: Specify only legal options.

ORA-14170: cannot specify <(sub)partition-description> clause in CREATE TABLE or CREATE INDEX

Cause: A request was made to generate default partition description(s) (possibly via PARTITIONS *number-of-partitions*) while at the same time specified <(sub)partition-description> clause which is illegal.

Action: Remove one of offending clauses.

ORA-14171: cannot specify *subpartition-description* clause in CREATE | ALTER TABLE

Cause: User requested to generate default subpartition description(s) (possibly via SUBPARTITIONS) while at the same time specified *subpartition-description* clause which is illegal

Action: Remove one of offending clauses.

ORA-14172: invalid ALTER TABLE EXCHANGE SUBPARTITION option

Cause: Name of the table to be EXCHANGED has to be followed by [{INCLUDING | EXCLUDING} INDEX][{WITH | WITHOUT} VALIDATION]

Action: Ensure that no options besides INCLUDING INDEX or EXCLUDING INDEX are specified with ALTER TABLE EXCHANGE SUBPARTITION

ORA-14173: illegal subpartition-extended table name syntax

Cause: Subpartition to be accessed may only be specified using its name. User attempted to use a subpartition number or a bind variable.

Action: Modify statement to refer to a subpartition using its name

ORA-14174: only a *parallel clause* may follow COALESCE PARTITION | SUBPARTITION

Cause: ALTER TABLE COALESCE PARTITION | SUBPARTITION may be followed by an optional *parallel clause*. No partition/subpartition attributes may be specified

Action: Ensure that no partition/subpartition attribute was specified.

ORA-14175: a subpartition maintenance operation may not be combined with other operations

Cause: ALTER TABLE or ALTER INDEX statement attempted to combine a subpartition maintenance operation (e.g. MOVE SUBPARTITION) with some other operation (e.g. MODIFY PARTITION ADD SUBPARTITION or PCTFREE) which is illegal

Action: Ensure that a subpartition maintenance operation is the sole operation specified in ALTER TABLE or ALTER INDEX statement; operations other than those dealing with subpartitions, default attributes of partitioned tables/indices or specifying that a table be renamed (ALTER TABLE RENAME) may be combined at will

ORA-14176: this attribute may not be specified for a hash partition

Cause: An invalid option was encountered while parsing physical attributes of a partition of an object partitioned using the HASH method. The TABLESPACE option is the only valid option for such partitions.

Action: Remove the invalid option(s).

ORA-14177: STORE-IN (Tablespace list) can only be specified for a LOCAL index on a Hash or Composite Range Hash table

Cause: STORE-IN (Tablespace list) clause was used while creating a local index on a range/list/composite range list partitioned table

Action: Do not use the STORE_IN (Tablespace list) clause while creating a local index on range/list/composite range list partitioned table

ORA-14178: STORE IN (DEFAULT) clause is not supported for hash partitioned global indexes

Cause: STORE IN (DEFAULT) is valid only for local indexes.

Action: a) Specify a tablespace list in place of DEFAULT, or b) Remove STORE IN clause and specify tablespaces individually for each index partition.

ORA-14179: An unsupported partitioning method was specified in this context.

Cause: An attempt was made to specify an unsupported partitioning method in this context.

Action: Remove the invalid option.

ORA-14183: TABLESPACE DEFAULT can be specified only for Composite LOCAL index

Cause: User attempted to specify TABLESPACE DEFAULT for a partition of a Range/System/Hash partitioned LOCAL index object, which is illegal.

Action: Replace TABLESPACE DEFAULT with TABLESPACE <ts_name> or remove it.

ORA-14185: incorrect physical attribute specified for this index partition

Cause: An unexpected option was encountered while parsing physical attributes of a local index partition; valid options for Range or Composite Range partitions are INTRANS, MAXTRANS, TABLESPACE, STORAGE, PCTFREE, PCTUSED, LOGGING and TABLESPACE; but only TABLESPACE may be specified for Hash partitions STORE IN () is also disallowed for all but Hash, Interval, Autolist, Composite Range Hash, Composite Interval, Composite Autolist partition.

Action: Remove the invalid options from the list of physical attributes of an index partition.

ORA-14186: number of sub-partitions of LOCAL index must equal that of the underlying table

Cause: User attempted to create a LOCAL partitioned index with a number of sub-partitions which is different from that of the underlying table.

Action: Correct the CREATE INDEX statement to specify a correct number of sub-partitions

ORA-14187: partitioning method for LOCAL index is inconsistent with that of the underlying table

Cause: User attempted to create a LOCAL partitioned index that is not equi-partitioned with the underlying table. The partitioning types are mismatched.

Action: Correct the CREATE INDEX statement to ensure that the index partitioning method is consistent with that of the base table

ORA-14188: sub-partitioning columns must form a subset of key columns of a UNIQUE index

Cause: User attempted to create a UNIQUE partitioned index whose sub-partitioning columns do not form a subset of its key columns which is illegal

Action: If the user, indeed, desired to create an index whose subpartitioning columns do not form a subset of its key columns, it must be created as non-UNIQUE; otherwise, correct the list of key and/or subpartitioning columns to ensure that the index' subpartitioning columns form a subset of its key columns

ORA-14189: this physical attribute may not be specified for an index subpartition

Cause: unexpected option was encountered while parsing physical attributes of an index subpartition; TABLESPACE is the only valid option

Action: remove invalid option(s)

ORA-14190: only one ENABLE/DISABLE ROW MOVEMENT clause can be specified

Cause: One of three possible actions caused the error: 1) ENABLE ROW MOVEMENT was specified more than once. 2) DISABLE ROW MOVEMENT was specified more than once. 3) Both ENABLE ROW MOVEMENT and DISABLE ROW MOVEMENT were specified.

Action: Remove all but one of the ENABLE ROW MOVEMENT or DISABLE ROW MOVEMENT clauses; then, reissue the command.

ORA-14191: ALLOCATE EXTENT may not be specified for composite partitioned object

Cause: User specified ALLOCATE STORAGE clause in ALTER TABLE/ALTER INDEX statement issued against a composite partitioned index which is illegal.

Action: Remove the illegal option. If you want to add storage to individual [sub]partitions, the ALLOCATE EXTENT clause may be specified with ALTER TABLE OR INDEX MODIFY [SUB]PARTITION statement.

ORA-14192: cannot modify physical index attributes of a Hash index partition

Cause: User attempted to modify one of INITRANS/MAXTRANS/LOGGING/STORAGE clause for an index partition of a Hash partitioned index

Action: Remove the physical attributes one is trying to modify

ORA-14193: invalid ALTER INDEX MODIFY SUBPARTITION option

Cause: An option other than UNUSABLE, ALLOCATE EXTENT, DEALLOCATE UNUSED was specified in an ALTER INDEX MODIFY SUBPARTITION statement.

Action: Specify only legal options.

ORA-14194: only one subpartition may be rebuilt

Cause: ALTER INDEX REBUILD SUBPARTITION contained descriptions of more than one subpartition to be rebuilt

Action: Ensure that the statement describes exactly one subpartition to be rebuilt and that it does not contain any commas

ORA-14195: ALLOCATE STORAGE may not be specified for RANGE or LIST partitioned object

Cause: User specified ALLOCATE STORAGE clause in ALTER TABLE/ALTER INDEX statement issued against a range-partitioned index which is illegal.

Action: Remove the illegal option. If it is desired to add storage to individual partitions, `ALLOCATE STORAGE` clause may be specified with `ALTER TABLE/INDEX MODIFY PARTITION` statement.

ORA-14196: Specified index cannot be used to enforce the constraint.

Cause: The index specified to enforce the constraint is unsuitable for the purpose.

Action: Specify a suitable index or allow one to be built automatically.

ORA-14201: specified subpartition bound is too long

Cause: Length of a linear key representation of a high bound of a table subpartition being added or along which an existing table or index subpartition is being split exceeded the legal limit (4K).

Action: Change the representation of a subpartition high bound to bring its length within legal limit.

ORA-14202: subpartition bound of subpartition "*string*" is too high

Cause: High bound of the specified subpartition displayed in this message did not collate lower than that of the subsequent subpartition.

Action: Ensure that high bound of every subpartition (except for the last one) collates lower than that of a subsequent subpartition.

ORA-14203: subpartition bound of subpartition "*string*" is too long

Cause: Length of linear key representation of a high bound of the specified subpartition displayed in this message exceeded the legal limit (4K).

Action: Change the representation of a subpartition high bound to bring its length within legal limit.

ORA-14204: subpartition bound of subpartition number *string* is too high

Cause: High bound of the specified subpartition displayed in this message did not collate lower than that of the subsequent subpartition.

Action: Ensure that high bound of every subpartition (except for the last one) collates lower than that of a subsequent subpartition.

ORA-14205: subpartition bound of subpartition number *string* is too long

Cause: Length of linear key representation of a high bound of the specified subpartition displayed in this message exceeded the legal limit (4K).

Action: Change the representation of a subpartition high bound to bring its length within legal limit.

ORA-14206: table is not subpartitioned by List or Range methods

Cause: A subpartition maintenance operation such as `ALTER TABLE DROP | SPLIT | MERGE SUBPARTITION` can only be performed on List or Range subpartitioned objects

Action: Issue the command only against a List or Range subpartitioned object.

ORA-14207: maximum number of subpartitioning columns is 16

Cause: number of columns in a subpartitioning column list exceeded the legal limit of 16

Action: modify subpartitioning column list so that it consists of at most 16 columns

ORA-14208: lower-bound subpartition must be specified first

Cause: A higher-bound subpartition was specified before the lower-bound subpartition in ALTER TABLE MERGE SUBPARTITIONS statement.

Action: Specify lower-bound subpartition first and then higher-bound subpartition

ORA-14209: subpartitions being merged are not adjacent

Cause: Attempted to merge two subpartitions that are not adjacent to each other.

Action: Specify two subpartitions that are adjacent

ORA-14210: cannot reuse lower-bound subpartition as resulting subpartition

Cause: Attempted to reuse the lower-bound subpartition of the subpartitions being merged.

Action: Specify new resulting subpartition name or reuse the higher-bound subpartition only

ORA-14211: subpartition bound must collate higher than that of the last subpartition

Cause: Subpartition bound specified in ALTER TABLE MODIFY PARTITION ADD SUBPARTITION statement did not collate higher than that of the partition's last subpartition.

Action: Ensure that the subpartition bound of the subpartition to be added collates higher than that of the table partition's last subpartition.

ORA-14212: subpartition cannot be split along the specified high bound

Cause: Attempted to split a subpartition along a bound which either collates higher than that of the subpartition to be split or lower than that of a subpartition immediately preceding the one to be split

Action: Ensure that the bound along which a subpartition is to be split collates lower than that of the subpartition to be split and higher than that of a subpartition immediately preceding the one to be split

ORA-14213: VALUES LESS THAN or AT clause cannot be used for List subpartitioned tables

Cause: VALUES LESS THAN or AT clause was used for List subpartitioned tables

Action: Use VALUES (*value list*) clause for List subpartitioned tables

ORA-14214: VALUES (*value list*) cannot be used for Range subpartitioned tables

Cause: VALUES (*value list*) clause was used for Range subpartitioned tables

Action: Use VALUES LESS THAN or AT clause with Range subpartitioned tables

ORA-14215: subpartition bound list contains too many elements

Cause: Subpartition bound list contained more elements than there are subpartitioning columns

Action: Ensure that the number of elements in subpartition bound list is equal to the number of subpartitioning columns of the table or index

ORA-14216: subpartition bound list contains too few elements

Cause: Subpartition bound list contained fewer elements than there are subpartitioning columns

Action: Ensure that the number of elements in partition bound list is equal to the number of partitioning columns of the table or index

ORA-14217: VALUES (*value list*) clause expected

Cause: VALUES (*value list*) clause was not specified for the list subpartition being added

Action: Specify a VALUES (*value list*) clause

ORA-14218: Invalid operation for object without a segment

Cause: The object (table or index or lob) did not have a segment.

Action: Create segments for the object with the ALTER TABLE ALLOCATE EXTENT command.

ORA-14220: Invalid operation for object without a segment

Cause: Attempted to modify storage or allocate an extent for an object (table or LOB or index) without a segment.

Action: Create segments for the object with the ALTER TABLE ALLOCATE EXTENT command.

ORA-14221: Dictionary managed tablespace cannot be used for this operation

Cause: Attempted to create an index or add a LOB column in a dictionary managed tablespace to a table without a segment.

Action: Specify a locally managed tablespace OR create segments for the table with the ALTER TABLE ALLOCATE EXTENT command.

ORA-14223: Deferred segment creation is not supported for this table

Cause: The SEGMENT CREATION DEFERRED clause was specified in the CREATE TABLE statement.

Action: Remove the SEGMENT CREATION DEFERRED clause.

ORA-14224: Deferred segment creation is not supported for this schema

Cause: The SEGMENT CREATION DEFERRED clause was specified in the CREATE TABLE statement.

Action: Remove the SEGMENT CREATION DEFERRED clause.

ORA-14225: The INDEXING clause is not supported for this table.

Cause: The INDEXING clause was specified for an unsupported table type.

Action: Remove the INDEXING clause from the statement.

ORA-14226: unique index may not be PARTIAL

Cause: INDEXING PARTIAL was specified during creation or modification of a unique index.

Action: Remove the INDEXING PARTIAL clause from the statement.

ORA-14227: INDEXING may be specified only when the underlying table is partitioned

Cause: INDEXING FULL or INDEXING PARTIAL was specified during CREATE INDEX or ALTER INDEX when the base table was not partitioned.

Action: Remove the INDEXING clause from the statement.

ORA-14228: INDEXING may not be specified for this index

Cause: INDEXING FULL or INDEXING PARTIAL was specified during CREATE INDEX or ALTER INDEX for an unsupported index type.

Action: Remove the INDEXING clause from the statement.

ORA-14229: cannot modify the indexing attribute of a composite partition

Cause: An attempt was made to perform ALTER TABLE MODIFY PARTITION INDEXING [ON | OFF] on a composite table partition.

Action: Run ALTER TABLE MODIFY SUBPARTITION INDEXING [ON | OFF] on each subpartition individually.

ORA-14251: Specified subpartition does not exist

Cause: Subpartition not found for the object.

Action: Retry with correct subpartition name.

ORA-14252: invalid ALTER TABLE MODIFY PARTITION option for a Hash partition

Cause: Only ALLOCATE EXTENT and DEALLOCATE UNUSED may be specified in ALTER TABLE MODIFY PARTITION for a Hash partition.

Action: Specify only legal options.

ORA-14253: table is not partitioned by composite partition method

Cause: One of the following occurred: - The table in a subpartition maintenance operation (ALTER TABLE [EXCHANGE | MODIFY | MOVE | TRUNCATE] SUBPARTITION or ALTER TABLE MODIFY PARTITION [ADD | COALESCE] SUBPARTITION) was not partitioned by the composite partition method. - The table in the MODIFY DEFAULT ATTRIBUTES FOR PARTITION operation was partitioned by a method other than the composite method. - The table in the ALTER TABLE MODIFY SUBPARTITION [UNUSABLE LOCAL INDEXES | REBUILD UNUSABLE LOCAL INDEXES] statement was not partitioned by the composite partition method which is illegal.

Action: Ensure that the table is partitioned by composite partition method.

ORA-14254: cannot specify ALLOCATE STORAGE for a (Composite) Range or List partitioned table

Cause: User specified ALLOCATE STORAGE clause in ALTER TABLE statement issued against a Range or Composite Range partitioned table which is illegal.

Action: Remove the illegal option. If it is desired to add storage to individual partitions/subpartitions, ALLOCATE STORAGE clause may be specified with ALTER TABLE MODIFY PARTITION/SUBPARTITION statement. If it is desired to add storage to all subpartitions of a Composite partition, ALLOCATE STORAGE clause may be specified with ALTER TABLE MODIFY PARTITION.

ORA-14255: table is not partitioned by range, list, composite range, or composite list method

Cause: The table was not partitioned by the range, list, composite range, or composite list method.

Action: The ALTER TABLE [SPLIT | DROP] PARTITION or ALTER TABLE MERGE PARTITIONS command is only valid for a table partitioned by range, list, composite range, or composite list methods. Ensure that the table is partitioned appropriately.

ORA-14256: invalid resulting partition description(s)

Cause: User specified STORE-IN clause, SUBPARTITIONS clause, and/or *subpartition-description* clause in partition description(s) in ALTER TABLE SPLIT PARTITION or ALTER TABLE MERGE PARTITIONS statement but the table in the maintenance operation is not a Composite Range partitioned table which is illegal

Action: Remove invalid clause(s), or ensure that the table is partitioned by Composite Range method

ORA-14257: cannot move a partition which is a composite partition

Cause: An attempt was made to move a partition that was a composite partition.

Action: Move the subpartitions one-by-one to move the composite partition.

ORA-14258: invalid partition description

Cause: User specified STORE-IN clause, SUBPARTITIONS clause, and/or *subpartition-description* clause in ALTER TABLE ADD PARTITION statement but the table in the maintenance operation is not a Composite Range/Hash partitioned table which is illegal

Action: Remove invalid clause(s), or ensure that the table is partitioned by Composite Range/Hash method

ORA-14259: table is not partitioned by Hash method

Cause: ALTER TABLE COALESCE PARTITION is only valid for table partitioned by Hash method

Action: Specify valid ALTER TABLE option for the table, or ensure that the table is partitioned by Hash method

ORA-14260: incorrect physical attribute specified for this partition

Cause: User specified INITRANS, MAXTRANS, STORAGE, PCTFREE, PCTUSED, and/or [NO]LOGGING option to a Hash partition via ALTER TABLE ADD/MOVE PARTITION command which is illegal. Only TABLESPACE may be specified.

Action: Remove invalid option(s)

ORA-14261: partition bound may not be specified when adding this Hash partition

Cause: User specified VALUES LESS THAN clause when adding a partition (via ALTER TABLE ADD PARTITION) to a Hash partitioned table which is illegal

Action: Remove VALUES LESS THAN clause from the description of partition being added

ORA-14262: new subpartition name must differ from the old subpartition name

Cause: User entered ALTER TABLE/INDEX RENAME SUBPARTITION specifying *new-subpartition-name* which is identical to the name of the subpartition being renamed

Action: Ensure that the new subpartition name is different from the name of any (including the one being renamed) existing subpartition of a given table or index

ORA-14263: New subpartition name must differ from that of any other partition or subpartition of the object.

Cause: ALTER TABLE RENAME SUBPARTITION or ALTER INDEX RENAME SUBPARTITION specifying *new-subpartition-name* which is identical to the name of an existing partition or subpartition of the object was specified.

Action: Ensure that the new subpartition name is different from the name of any (including the one being renamed) existing partition or subpartition of a given table or index.

ORA-14265: data type or length of a table subpartitioning column may not be changed

Cause: User issued ALTER TABLE statement attempting to modify data type and/or length of a column used to subpartition the table named in ALTER TABLE statement, which is illegal

Action: Avoid modifying data type and/or length of table subpartitioning column(s)

ORA-14266: data type or length of an index subpartitioning column may not be changed

Cause: User issued ALTER TABLE statement attempting to modify data type and/or length of a column used to subpartition some index defined on the table named in ALTER TABLE statement, which is illegal

Action: Avoid modifying data type and/or length of index subpartitioning column(s)

ORA-14267: cannot specify PARALLEL clause when adding a (composite) partition

Cause: The ALTER TABLE ADD PARTITION statement with PARALLEL clause for a partition or composite partition method other than HASH was issued.

Action: Remove the PARALLEL clause.

ORA-14268: subpartition '*string*' of the partition resides in offlined tablespace

Cause: User attempted an operation requiring that we access data in a subpartition which resides in a tablespace which was taken offline. Such operations include trying to drop a tablespace of a table which has indices defined on it or is referenced by a constraint.

Action: Bring tablespace online before attempting the operation.

ORA-14269: cannot exchange partition other than a Range,List,System, or Hash partition

Cause: User attempt to exchange a partition with a non-partitioned table but the specified partition is not a Range,List,System, or Hash partition which is illegal

Action: Specify EXCHANGE PARTITION for a Range,List,System, or Hash partition only

ORA-14270: table is not partitioned by Range, System, Hash or List method

Cause: The table in ALTER TABLE MODIFY PARTITION { UNUSABLE LOCAL INDEXES | REBUILD UNUSABLE LOCAL INDEXES } statement is not partitioned by Range,List,System, or Hash method which is illegal.

Action: Ensure that the table is partitioned by Range,List,System, or Hash method
14271, 00000, "free error number"

ORA-14272: only a partition with higher bound can be reused

Cause: User attempt to reuse a lower-bound partition in ALTER TABLE MERGE PARTITIONS statement as the resulting partition which is illegal.

Action: Use the higher-bound partition to be the resulting partition or specify a new partition name

ORA-14273: lower-bound partition must be specified first

Cause: User specified higher-bound partition before lower-bound partition in ALTER TABLE MERGE PARTITIONS statement which is illegal

Action: Specify lower-bound partition then higher-bound partition

ORA-14274: partitions being merged are not adjacent

Cause: User attempt to merge two partitions that are not adjacent to each other which is illegal

Action: Specify two partitions that are adjacent

ORA-14275: cannot reuse lower-bound partition as resulting partition

Cause: User attempt to reuse lower-bound partition of the partitions being merged which is illegal

Action: Specify new resulting partition name or reuse the higher-bound partition only

ORA-14276: EXCHANGE SUBPARTITION requires a non-partitioned, non-clustered table

Cause: The table in the ALTER TABLE EXCHANGE SUBPARTITION operation is either clustered or partitioned

Action: Ensure that the table with which the subpartition is being exchanged for is not partitioned or clustered.

ORA-14277: tables in EXCHANGE SUBPARTITION must have the same number of columns

Cause: The two tables specified in the ALTER TABLE EXCHANGE SUBPARTITION have different number of columns

Action: Ensure that the two tables have the same number of columns with the same type and size.

ORA-14278: column type or size mismatch in EXCHANGE SUBPARTITION

Cause: The corresponding columns in the tables specified in the ALTER TABLE EXCHANGE SUBPARTITION are of different type or size

Action: Ensure that the two tables have the same number of columns with the same type and size.

ORA-14279: index mismatch for tables in ALTER TABLE EXCHANGE SUBPARTITION

Cause: The two tables specified in the ALTER TABLE EXCHANGE SUBPARTITION have indexes which are not equivalent

Action: Ensure that the indexes for the two tables have indexes which follow this rule For every non partitioned index for the non partitioned table, there has to be an identical LOCAL index on the partitioned table and vice versa. By identical, the column position, type and size have to be the same.

ORA-14280: all rows in table do not qualify for specified subpartition

Cause: There is at least one row in the non partitioned table which does not qualify for the subpartition specified in the ALTER TABLE EXCHANGE SUBPARTITION

Action: Ensure that all the rows in the segment qualify for the subpartition. Perform the alter table operation with the NO CHECKING option. Run ANALYZE table VALIDATE on that subpartition to find out the invalid rows and delete them.

ORA-14281: CHECK constraint mismatch in ALTER TABLE EXCHANGE SUBPARTITION

Cause: The corresponding columns in the tables specified in the ALTER TABLE EXCHANGE SUBPARTITION statement have CHECK constraint defined on them.

Action: Ensure that the two tables do not have CHECK constraint defined on any column

ORA-14282: FOREIGN KEY constraint mismatch in ALTER TABLE EXCHANGE SUBPARTITION

Cause: The corresponding columns in the tables specified in the ALTER TABLE EXCHANGE SUBPARTITION statement have different FOREIGN KEY constraints.

Action: Ensure that the two tables do not have FOREIGN KEY constraints defined on any column or disable all FOREIGN KEY constraints on both tables. Then retry the operation.

ORA-14283: UNIQUE constraints mismatch in ALTER TABLE EXCHANGE SUBPARTITION

Cause: One of the tables named in the ALTER TABLE EXCHANGE SUBPARTITION command has a UNIQUE constraint for which no matching (vis-a-vis key columns) constraint is defined on the other table or a matching constraint is defined on the other table, but it differs from that defined on the first table vis-a-vis being enabled and/or validated.

Action: Ensure that for every UNIQUE constraint defined on one of the tables named in the ALTER TABLE EXCHANGE SUBPARTITION statement there is a matching (vis-a-vis key columns and being enabled and/or validated) UNIQUE constraint defined on the other table. If UNIQUE constraints are enabled, UNIQUE constraints on the partitioned table should be enforced using local indexes.

ORA-14284: one or more of table's subpartitions reside in a read-only tablespace

Cause: User issued ALTER TABLE statement attempting to modify an existing VARCHAR2 (or VARCHAR) column to be of type CHAR (or CHARACTER), increase length of an existing CHAR (or CHARACTER) column, or add a column with user-specified default for a table one or more subpartitions of which reside in read-only tablespaces, which is illegal

Action: Avoid performing aforementioned operations on a partitioned table one or more subpartitions of which reside in read-only tablespaces

ORA-14285: cannot COALESCE the only partition of this hash partitioned table or index

Cause: A COALESCE PARTITION command was issued when there is only one partition in the table or index, which is illegal

Action: Ensure that there is at least one partition. Drop the table or index to remove all partitions.

ORA-14286: cannot COALESCE the only subpartition of this table partition

Cause: A COALESCE SUBPARTITION command was issued when there is only one subpartition in the partition which is illegal

Action: Ensure that there is at least one subpartition. Drop partition to remove all subpartitions.

ORA-14287: cannot REBUILD a partition of a composite partitioned index

Cause: An attempt was made to rebuild a partition of a composite partitioned index which is illegal.

Action: REBUILD the index partition one subpartition at a time.

ORA-14288: index is not partitioned by composite partition method

Cause: The index in a partition or subpartition maintenance operation (ALTER INDEX MODIFY [SUBPARTITION | DEFAULT ATTRIBUTES FOR PARTITION] or

ALTER INDEX REBUILD SUBPARTITION command was not partitioned by the composite partition method.

Action: REBUILD the index partition one at a time.

ORA-14289: cannot make local index partition of composite partitioned table unusable

Cause: An attempt was made to rebuild a partition of a composite partitioned index which is illegal.

Action: REBUILD the index partition one subpartition at a time.

ORA-14290: PRIMARY KEY constraint mismatch in ALTER TABLE EXCHANGE [SUB]PARTITION

Cause: The corresponding columns in the tables specified in the ALTER TABLE EXCHANGE [SUB]PARTITION statement have different PRIMARY KEY constraints.

Action: Ensure that the two tables do not have PRIMARY KEY constraints defined on any column or disable all PRIMARY KEY constraints on both tables. Then retry the operation.

ORA-14291: cannot EXCHANGE a composite partition with a non-partitioned table

Cause: A composite partition can only be exchanged with a partitioned table.

Action: Ensure that the table being exchanged is partitioned or that that the partition being exchanged is non-composite.

ORA-14292: Partitioning type of table must match subpartitioning type of composite partition

Cause: When exchanging a partitioned table with a composite partition the partitioning type of the table must match the subpartitioning type of the composite partition.

Action: Ensure that the partitioning type of partitioned table is the same as the subpartitioning type of the composite partition.

ORA-14293: Number of partitioning columns does not match number of subpartitioning columns

Cause: When exchanging a partitioned table with a composite partition the number of partitioning columns of the table must match the number of subpartitioning columns of the composite partition.

Action: Ensure that the number of partitioning columns in the partitioned table is the same as the number of subpartitioning columns in the the composite partition.

ORA-14294: Number of partitions does not match number of subpartitions

Cause: When exchanging a partitioned table with a composite partition the number of partitions of the table must match the number of subpartitions of the composite partition.

Action: Ensure that the number of partitions in the partitioned table is the same as the number of subpartitions in the the composite partition.

ORA-14295: column type or size mismatch between partitioning columns and subpartitioning columns

Cause: When exchanging a partitioned table with a composite partition the type and size of the partitioning columns of the table must match the type and size of the subpartitioning columns of the composite partition.

Action: Ensure that the type and size of the partitioning columns of the partitioned is the same as the type and size of the subpartitioning columns of the composite partition.

ORA-14296: Table block size mismatch in ALTER TABLE EXCHANGE [SUB]PARTITION

Cause: The block sizes of the two tables specified in the ALTER TABLE EXCHANGE [SUB]PARTITION statement are different. For index organized tables, either the block sizes of the index or the overflow (or both) do not match.

Action: Ensure that the block sizes of the tables involved in the ALTER TABLE EXCHANGE [SUB]PARTITION statement are the same. For index organized tables, ensure that the block sizes of both the index and the overflow of the two tables match.

ORA-14297: Index block size mismatch in ALTER TABLE EXCHANGE [SUB]PARTITION

Cause: The block sizes of a pair of indexes being exchanged in the ALTER TABLE EXCHANGE [SUB]PARTITION statement are different.

Action: Ensure that the block sizes of the corresponding pairs of indexes that need to be exchanged in the ALTER TABLE EXCHANGE [SUB]PARTITION statement are the same.

ORA-14298: LOB column block size mismatch in ALTER TABLE EXCHANGE [SUB]PARTITION

Cause: The block sizes of a pair of corresponding LOB columns of the two tables specified in the ALTER TABLE EXCHANGE [SUB]PARTITION statement are different.

Action: Ensure that the block sizes of corresponding pairs of LOB columns of the tables involved in the ALTER TABLE EXCHANGE [SUB]PARTITION statement are the same.

ORA-14299: total number of partitions/subpartitions exceeds the maximum limit

Cause: The total number of combined fragments specified in partitions /subpartitions exceeds 1048575.

Action: Reissue the statement with fewer number of fragments

ORA-14300: partitioning key maps to a partition outside maximum permitted number of partitions

Cause: The row inserted had a partitioning key that maps to a partition number greater than 1048575

Action: Ensure that the partitioning key falls within 1048575 partitions or subpartitions.

ORA-14301: table-level attributes must be specified before partition-level attributes

Cause: While processing an ALTER TABLE ADD COLUMN statement, table-level attributes of LOB columns were encountered after processing partition-level attributes of LOB columns or while processing CREATE TABLE statement, table-level attributes of LOB columns were encountered after processing partition descriptions.

Action: Modify the SQL statement to specify table-level attributes prior to partition-level attributes or partition descriptions; then retry the statement.

ORA-14302: only one list of added-LOB-storage-clauses can be specified in a statement

Cause: While parsing an ALTER TABLE ADD COLUMN statement, one list of added-LOB-storage-clauses was parsed when another list of added-LOB-storage-clauses was encountered. There cannot be more than one list of added-LOB-storage-clauses in a statement; all added-LOB-storage-clauses must be combined into one list.

Action: Combine all of the lists of added-LOB-storage-clauses into one list and retry the statement.

ORA-14303: partitions or subpartitions are not in the right order

Cause: User attempted to rebuild a partition of a Composite Range partitioned index which is illegal

Action: Re-order the partitions or subpartitions in the added LOB storage clause by partition or subpartition DDL order, and retry the statement.

ORA-14304: List partitioning method expects a single partitioning column

Cause: number of columns in a partitioning column list exceeded the legal limit of 1 for List partitioned objects

Action: modify partitioning column list so that it consists of at most 1 column

ORA-14305: List value 'string' specified twice in partition 'string'

Cause: A list value cannot be specified more than once

Action: Remove one of the specifications of the value

ORA-14306: List value 'string' specified twice in partitions 'string', 'string'

Cause: A list value cannot be specified more than once

Action: Remove one of the specifications of the value

ORA-14307: partition contains too many list values

Cause: Partition list contains more than 524288 list values

Action: Reduce the number of values to not exceed 524288 values

ORA-14308: partition bound element must be one of: string, datetime or interval literal, number, or NULL

Cause: Partition bound list contained an element of invalid type (i.e. not a number, non-empty string, datetime or interval literal, or NULL)

Action: Ensure that all elements of partition bound list are of valid type

ORA-14309: Total count of list values exceeds maximum allowed

Cause: Partitioned object contains more than 524288 list values

Action: Reduce number of values to less than 524288.

ORA-14310: VALUES LESS THAN or AT clause cannot be used with List partitioned tables

Cause: VALUES LESS THAN or AT clause can be used only with Range partitioned tables

Action: Use VALUES (*value list*) clause with List partitioned tables

ORA-14311: Expecting VALUES LESS THAN or AT clause

Cause: VALUES (*value list*) clause can be used only with List partitioned tables

Action: Use VALUES LESS THAN clause with Range partitioned tables

ORA-14312: Value *string* already exists in partition *string*

Cause: One of the list values in the ADD PARTITION or ADD VALUES statement already exists in another partition

Action: Remove the duplicate value from the statement and try again

ORA-14313: Value *string* does not exist in partition *string*

Cause: One of the list values in the SPLIT PARTITION or DROP VALUES statement does not exist in the partition

Action: Remove the value from the statement and try again

ORA-14314: resulting List partition(s) must contain atleast 1 value

Cause: After a SPLIT/DROP VALUE of a list partition, each resulting partition(as applicable) must contain at least 1 value

Action: Ensure that each of the resulting partitions contains atleast 1 value

ORA-14315: cannot merge a partition with itself

Cause: The same partition name was specified twice for the merge operation

Action: Re-submit operation with 2 distinct partition names

ORA-14316: table is not partitioned by List method

Cause: ALTER TABLE ADD|DROP VALUES can only be performed on List partitioned objects

Action: Re-issue the command against a List partitioned object.

ORA-14317: cannot drop the last value of partition

Cause: ALTER TABLE DROP VALUES tried to drop the last value of the partition

Action: Cannot execute the command, unless two or more values exist for partition

ORA-14318: DEFAULT partition must be last partition specified

Cause: A partition description follows the one describing the default partition

Action: Ensure that the DEFAULT partition is the last partition description

ORA-14319: DEFAULT cannot be specified with other values

Cause: DEFAULT keyword has been specified along with other values when specifying the values for a list partition

Action: Ensure that if DEFAULT is specified, it is the only value specified

ORA-14320: DEFAULT cannot be specified for ADD/DROP VALUES or SPLIT

Cause: DEFAULT keyword has been specified when doing a ADD VALUES or DROP VALUES or SPLIT partition or subpartition.

Action: Ensure that DEFAULT is not specified for ADD/DROP VALUES or SPLIT partition/subpartition operation.

ORA-14321: cannot add/drop values to DEFAULT partition

Cause: A ADD/DROP VALUES operation is being done on the default partition

Action: Ensure that ADD/DROP VALUES is not done on the DEFAULT partition

ORA-14322: DEFAULT partition already exists

Cause: A partition already exists with DEFAULT value

Action: n/a

ORA-14323: cannot add partition when DEFAULT partition exists

Cause: An ADD PARTITION operation cannot be executed when a partition with DEFAULT values exists

Action: Issue a SPLIT of the DEFAULT partition instead

ORA-14324: values being added already exist in DEFAULT partition

Cause: An ADD VALUE operation cannot be executed because the values being added exist in the DEFAULT partition

Action: Issue a SPLIT of the DEFAULT partition and then MERGE the split partition into the partition to which values need to be added

ORA-14325: only LOCAL indexes may be specified in this clause

Cause: A global index has been specified in the UPDATE INDEXES (..) clause

Action: Only specify local indexes when using this clause

ORA-14326: Primary index on an IOT, DOMAIN and LOB indexes may not be specified in the UPDATE INDEXES clause

Cause: A Primary index on an IOT, DOMAIN or LOB index has been specified in the UPDATE INDEXES (..) clause

Action: Do not specify any of these indexes when using this clause

ORA-14327: Some index [sub]partitions could not be rebuilt

Cause: The first phase (partition DDL and index [sub]partition placement) completed successfully. During the second phase, some of the index [sub]partitions could not be rebuilt.

Action: Search the alert log for the string DBMS_INDEX_UTL. Check the error associated with each of the [sub]partitions that could not be rebuilt and take the appropriate corrective action.

ORA-14329: domain index [sub]partitions cannot be renamed in this clause

Cause: The user tried to rename a domain index [sub]partition in the UPDATE INDEXES clause of a ALTER TABLE MOVE [SUB]PARTITION operation. This is not allowed.

Action: Leave the name blank or use the same name.

ORA-14330: Cannot drop a partition of a global hash-partitioned index

Cause: An attempt was made to drop a partition of a hash-partitioned global index.

Action: Try COALESCE PARTITION instead.

ORA-14331: cannot drop all [sub]partitions of a partitioned table

Cause: An attempt was made to drop all partitions of a partitioned table.

Action: Try DROP TABLE instead.

ORA-14332: duplicate partition or subpartition names specified

Cause: The list of partitions contained duplicate partition or subpartition names.

Action: Ensure that list of partition or subpartition names are distinct.

ORA-14333: subpartition names specified are across multiple partitions

Cause: The specified subpartitions did not belong to the same partition.

Action: Ensure that all subpartitions specified belong to the same partition.

ORA-14334: guard column expected

Cause: There was no guard column or the NOT NULL constraint was not specified for this column.

Action: Add a guard column or NOT NULL constraint for column.

ORA-14335: number of new fragments for adding partitions or creating partitioned table exceeds the maximum limit

Cause: The total number of new fragments for adding partitions or for creating a partitioned table exceeded 125000.

Action: Reissue the statement with a fewer number of new fragments.

ORA-14337: index is not partitioned by range, list, composite range, or composite list method

Cause: The index was not partitioned by the range, list, composite range, or composite list method.

Action: The ALTER INDEX [SPLIT | DROP] PARTITION or ALTER INDEX MERGE PARTITIONS command is only valid for an index partitioned by range, list, composite range, or composite list methods. Ensure that the index is partitioned appropriately.

ORA-14339: JavaScript Object Notation (JSON) LOB column can only be used to partition a table with JSON_VALUE operator

Cause: An attempt was made to create a partitioned table using a virtual column as a partitioning key column that references a JavaScript Object Notation (JSON) LOB column but does not contain a JSON_VALUE operator.

Action: Ensure that the virtual column used as a partition key column contains a JSON_VALUE operator if it references a JSON LOB column.

ORA-14400: inserted partition key does not map to any partition

Cause: An attempt was made to insert a record into, a Range or Composite Range object, with a concatenated partition key that is beyond the concatenated partition bound list of the last partition -OR- An attempt was made to insert a record into a List object with a partition key that did not match the literal values specified for any of the partitions.

Action: Do not insert the key. Or, add a partition capable of accepting the key, Or add values matching the key to a partition specification

ORA-14401: inserted partition key is outside specified partition

Cause: the concatenated partition key of an inserted record is outside the ranges of the two concatenated partition bound lists that delimit the partition named in the INSERT statement

Action: do not insert the key or insert it in another partition

ORA-14402: updating partition key column would cause a partition change

Cause: An UPDATE statement attempted to change the value of a partition key column causing migration of the row to another partition.

Action: Do not attempt to update a partition key column or ensure that the new partition key is within the range containing the old partition key.

ORA-14403: cursor invalidation detected after getting DML partition lock

Cause: cursor invalidation was detected after acquiring a partition lock during an INSERT, UPDATE, DELETE statement. This error is never returned to user, because is caught in `inpxe()` and the DML statement is retried.

Action: nothing to be done, error should never be returned to user

ORA-14404: partitioned table contains partitions in a different tablespace

Cause: An attempt was made to drop a tablespace which contains tables whose partitions are not completely contained in this tablespace

Action: find tables with partitions which span the tablespace being dropped and some other tablespace(s). Drop these tables or move partitions to a different tablespace

ORA-14405: partitioned index contains partitions in a different tablespace

Cause: An attempt was made to drop a tablespace which contains indexes whose partitions are not completely contained in this tablespace, and which are defined on the tables which are completely contained in this tablespace.

Action: find indexes with partitions which span the tablespace being dropped and some other tablespace(s). Drop these indexes, or move the index partitions to a different tablespace, or find the tables on which the indexes are defined, and drop (or move) them.

ORA-14406: updated partition key is beyond highest legal partition key

Cause: At attempt was made to update a record with a concatenated partition key that is beyond the concatenated partition bound list of the last partition.

Action: Do not update the key. Or, add a partition capable of accepting the key.

ORA-14407: partitioned table contains subpartitions in a different tablespace

Cause: An attempt was made to drop a tablespace which contains tables whose subpartitions are not completely contained in this tablespace

Action: find tables with subpartitions which span the tablespace being dropped and some other tablespace(s). Drop these tables or move subpartitions to a different tablespace

ORA-14408: partitioned index contains subpartitions in a different tablespace

Cause: An attempt was made to drop a tablespace which contains indexes whose subpartitions are not completely contained in this tablespace, and which are defined on the tables which are completely contained in this tablespace.

Action: find indexes with subpartitions which span the tablespace being dropped and some other tablespace(s). Drop these indexes, or move the index partitions to a different tablespace, or find the tables on which the indexes are defined, and drop (or move) them.

ORA-14409: inserted partition key is outside specified subpartition

Cause: the concatenated partition key of an inserted record is outside the ranges of the two concatenated subpartition bound lists that delimit the subpartition named in the INSERT statement

Action: do not insert the key or insert it in another subpartition

ORA-14411: The DDL cannot be run concurrently with other DDLs

Cause: Another conflicting DDL was already running.

Action: Retry after the conflicting DDL has finished.

ORA-14413: ALTER INDEX UNUSABLE ONLINE cannot be used with certain types of indexes.

Cause: An attempt was made to use the ALTER INDEX UNUSABLE ONLINE statement on an index type (for example, indexed-organized table (IOT), cluster, LOB, domain indexes) that was not allowed.

Action: Using the ALTER INDEX UNUSABLE ONLINE statement on certain types of indexes (for example, indexed-organized table (IOT), cluster, LOB, domain indexes) is illegal. Remove the ONLINE keyword from the statement.

ORA-14414: DROP INDEX ONLINE cannot be used with certain types of indexes.

Cause: An attempt was made to use the DROP INDEX ONLINE statement on an index type (for example, indexed-organized table (IOT), cluster, LOB, domain indexes) that was not allowed.

Action: Using the DROP INDEX ONLINE statement on certain types of indexes (for example, indexed-organized table (IOT), cluster, LOB, domain indexes) is illegal. Remove the ONLINE keyword from the statement.

ORA-14415: index in partially dropped state, submit DROP INDEX

Cause: An attempt was made to access an index in a partially dropped state.

Action: Submit the DROP INDEX *index* statement to drop the index.

ORA-14416: Online DDL's cannot be used with certain types of tables.

Cause: An attempt was made to use the DROP INDEX ONLINE, ALTER TABLE DROP CONSTRAINT ONLINE, or ALTER TABLE SET UNUSED COLUMN ONLINE statement on a table type (for example, cluster, temporary, indexed-organized table (IOT), external tables) that was not allowed.

Action: Using online DDL's like DROP INDEX ONLINE, ALTER TABLE DROP CONSTRAINT ONLINE, or ALTER TABLE SET UNUSED COLUMN ONLINE statement on certain types of tables (for example, cluster, temporary, indexed-organized table (IOT), external tables) is illegal. Remove the ONLINE keyword from the statement.

ORA-14417: Online DDL's cannot be used with deferrable constraints.

Cause: An attempt was made to use the DROP CONSTRAINT ONLINE or SET UNUSED COLUMN ONLINE statement on constraint states (for example, deferrable, deferred) that was not allowed.

Action: Using DROP CONSTRAINT ONLINE or SET UNUSED COLUMN ONLINE statement on constraints that are deferrable or deferred is illegal. Remove the ONLINE keyword from the statement.

ORA-14418: Online DDL's cannot be used with this constraint type.

Cause: An attempt was made to use the DROP CONSTRAINT ONLINE or SET UNUSED COLUMN ONLINE statement on a constraint type other than check, primary key, unique, referential, or not null constraint.

Action: Using DROP CONSTRAINT ONLINE or SET UNUSED COLUMN ONLINE statement on any other constraint types excluding check, primary key, unique, referential, or not null constraints is illegal. Remove the ONLINE keyword from the DDL.

ORA-14419: DROP CONSTRAINT ONLINE does not support the CASCADE option.

Cause: An attempt was made to use the CASCADE option with DROP CONSTRAINT ONLINE statement.

Action: Using the CASCADE option with the DROP CONSTRAINT ONLINE statement is illegal. Remove the CASCADE keyword from the statement. Drop the child key constraint in a separate DROP CONSTRAINT ONLINE statement on the child table.

ORA-14424: CREATE TABLE FOR EXCHANGE cannot be used with certain types of tables.

Cause: An attempt was made to use the CREATE TABLE FOR EXCHANGE statement on a table type (for example, cluster, temporary, index-organized table (IOT), external tables) that was not allowed.

Action: Do not specify the FOR EXCHANGE clause with certain types of tables (for example, cluster, temporary, indexed-organized table (IOT), external tables).

ORA-14425: CREATE TABLE AS SELECT disallowed along with the CREATE TABLE FOR EXCHANGE clause.

Cause: An attempt was made to combine the CREATE TABLE FOR EXCHANGE clause with a CREATE TABLE AS SELECT.

Action: Execute a CREATE TABLE FOR EXCHANGE followed by an INSERT AS SELECT into the table.

ORA-14426: Online DDL's cannot be used inside an autonomous transaction.

Cause: An attempt was made to use online DDL's inside an autonomous transaction.

Action: Using online DDL's inside an autonomous transaction is not allowed. Remove the ONLINE keyword from the statement.

ORA-14427: table does not support modification to a partitioned state DDL

Cause: An alter table modification to a partitioned state DDL was issued on a table that was either not a heap table or had an object type, domain index or bitmap join index defined on it. This DDL is only supported for heap tables that are non-partitioned.

Action: Do not use the modification to a partitioned state DDL on a partitioned table.

ORA-14428: TBL\$OR\$IDX\$PART\$NUM query on remote object not supported

Cause: A TBL\$OR\$IDX\$PART\$NUM query on a remote object was attempted.

Action: Do not use TBL\$OR\$IDX\$PART\$NUM query on remote objects.

ORA-14429: System partitioning is not allowed in modification to a partitioned state DDL.

Cause: An attempt was made to convert a non-partitioned table to system partitioned table, which is illegal.

Action: Specify a different partitioning method in the modification to a partitioned state DDL.

ORA-14430: An alter table modification to a partitioned state DDL cannot be combined with other operations.

Cause: An attempt was made to combine an alter table modification to partitioned state DDL with another operation, which is illegal.

Action: Ensure that the modification to partitioned state operation is the only one specified in the alter table DDL.

ORA-14431: A system-generated column is not allowed as a partitioning column.

Cause: The partitioning column specified by the user was a system-generated column, which is illegal.

Action: Ensure that the partitioning column is not a system-generated column.

ORA-14432: System partitioning is not allowed in the CREATE TABLE FOR EXCHANGE DDL statement.

Cause: An attempt was made to create a system partitioned table using the CREATE TABLE FOR EXCHANGE DDL statement, which is illegal.

Action: Specify a different partitioning method in the CREATE TABLE FOR EXCHANGE DDL statement.

ORA-14433: Reference partitioning is not allowed in the online version of modification to a partitioned state DDL.

Cause: An attempt was made to convert a non-partitioned table to a reference partitioned table using the online version of the DDL, which is not allowed.

Action: Remove the ONLINE keyword from the statement.

ORA-14434: non-existent partitioning column in ALTER TABLE statement

Cause: The partitioning column specified in the ALTER TABLE statement was not one of the columns of the table being altered.

Action: Ensure that all columns in the partitioning column list are columns of the table being altered.

ORA-14435: partition bound specified when adding this system partition

Cause: The user specified either a VALUES LESS THAN clause or a VALUES (<values_list>) clause when adding a partition to a system partitioned table, which is not allowed.

Action: Remove the VALUES LESS THAN clause and VALUES (<values_list>) clause from the partition being added.

ORA-14450: attempt to access a transactional temp table already in use

Cause: An attempt was made to access a transactional temporary table that has been already populated by a concurrent transaction of the same session.

Action: do not attempt to access the temporary table until the concurrent transaction has committed or aborted.

ORA-14451: unsupported feature with temporary table

Cause: An attempt was made to create an IOT, specify physical attributes, specify partition or parallel clause.

Action: do not do that.

ORA-14452: attempt to create, alter or drop an index on temporary table already in use

Cause: An attempt was made to create, alter or drop an index on temporary table which is already in use.

Action: All the sessions using the session-specific temporary table have to truncate table and all the transactions using transaction specific temporary table have to end their transactions.

ORA-14453: attempt to use a LOB of a temporary table, whose data has already been purged

Cause: An attempt was made to use LOB from a temporary table whose data has been dropped either because table was transaction-specific and transaction has committed or aborted, table was truncated or session which created this LOB has ended.

Action: This LOB locator is invalid and cannot be used.

ORA-14454: attempt to reference temporary table in a referential integrity constraint

Cause: An attempt was made to reference temporary table in a referential integrity constraint. This is not supported.

Action: Use triggers.

ORA-14455: attempt to create referential integrity constraint on temporary table

Cause: An attempt was made to create a referential integrity constraint on a temporary table. This is not supported.

Action: Use triggers.

ORA-14456: cannot rebuild index on a temporary table

Cause: An attempt was made to rebuild an index on a temp table.

Action: The index data is anyway lost at end of session/transaction.

ORA-14457: disallowed Nested Table column in a Temporary table

Cause: An attempt made to create a Nested Table column in a temporary table. This is not supported.

Action: Do not specify these datatypes for temporary tables.

ORA-14458: attempt was made to create a temporary table with INDEX organization

Cause: An attempt was made to create an Index Organized Temporary table. This is not supported.

Action: Create the table with HEAP organization and the primary key.

ORA-14459: missing GLOBAL keyword

Cause: keyword GLOBAL is missing while creating temporary table.

Action: supply keyword.

ORA-14460: only one COMPRESS or NOCOMPRESS clause may be specified

Cause: COMPRESS was specified more than once, NOCOMPRESS was specified more than once, or both COMPRESS and NOCOMPRESS were specified.

Action: specify each desired COMPRESS or NOCOMPRESS clause option only once.

ORA-14461: cannot REUSE STORAGE on a temporary table TRUNCATE

Cause: REUSE STORAGE was specified with TRUNCATE on a temporary table. This is unsupported as it is meaningless.

Action: Specify DROP STORAGE instead (which is the default).

ORA-14462: cannot TRUNCATE temporary table in an autonomous transaction which is already in use by the parent transaction

Cause: An attempt was made to TRUNCATE a temporary table in an autonomous transaction which was already in use by the parent transaction.

Action: Ensure that the temporary table is not being used by the parent transaction before trying to TRUNCATE in an autonomous transaction.

ORA-14463: OPERATIONS keyword not specified

Cause: OPERATIONS keyword was not specified in the Compression Clause.

Action: specify OPERATIONS in the Compression Clause.

ORA-14464: Compression Type not specified

Cause: Compression Type was not specified in the Compression Clause.

Action: specify Compression Type in the Compression Clause.

ORA-14465: Fast-Split is not possible on these partitions

Cause: The Fast-Split event was forced in this session.

Action: Disable the event that forces Fast-Split.

ORA-14466: Data in a read-only partition or subpartition cannot be modified.

Cause: An attempt was made to modify data residing in a read-only partition or subpartition.

Action: Modify this partition or subpartition to read/write or do not make the modification.

ORA-14467: This option cannot be issued with the READ ONLY or READ WRITE clause.

Cause: An attempt was made to issue a READ ONLY or READ WRITE clause combined with the ONLINE or the INCLUDING ROWS clause.

Action: Issue the READ ONLY or READ WRITE clause with the ONLINE or the INCLUDING ROWS clause in separate statements.

ORA-14468: invalid INCLUDING ROWS WHERE ... clause

Cause: An invalid INCLUDING ROWS WHERE ... clause was specified. The INCLUDING ROWS WHERE ... clause has the following restrictions: - It can only refer to the target table of the DDL. - It cannot have subselect queries. - It cannot refer to the SYSDATE function. - It cannot refer to the ROWNUM pseudo column or the ROWID column.

Action: Rewrite the WHERE clause so that it does not have the restrictions previously listed.

ORA-14500: LOCAL option not valid without partition name

Cause: Incorrect syntax specified

Action: Retry the command

ORA-14501: object is not partitioned

Cause: Table or index is not partitioned. Invalid syntax.

Action: Retry the command with correct syntax.

ORA-14503: only one partition name can be specified

Cause: More than one partition name has been specified for analyze

Action: Specify one partition name.

ORA-14504: syntax not supported for analyze

Cause: A partition/subpartition number or bind variable has been used

Action: Specify a valid partition/subpartition name.

ORA-14505: LOCAL option valid only for partitioned indexes

Cause: Incorrect syntax specified

Action: Retry the command

ORA-14506: LOCAL option required for partitioned indexes

Cause: Incorrect syntax specified

Action: Retry the command

ORA-14507: partition corrupt. all rows do not fall within partition bounds

Cause: The partition contains rows which should really be in some other partition. Possibly due to an exchange partition without validation

Action: Delete rows in partition which do not qualify

ORA-14508: specified VALIDATE INTO table not found

Cause: The specified table either does not exist or user does not have the proper privileges.

Action: Specify the correct table to use.

ORA-14509: specified VALIDATE INTO table form incorrect

Cause: The specified table does not have the proper field definitions.

Action: Specify the correct table to use. See utlvalid.sql for more information.

ORA-14510: can specify VALIDATE INTO clause only for partitioned tables

Cause: The VALIDATE INTO has been specified for a non partitioned table or cluster or index.

Action: Use syntax correctly

ORA-14511: cannot perform operation on a partitioned object

Cause: An attempt was made to perform an operation that is not allowed on partitioned tables or indexes.

Action: Retry the command with correct syntax.

ORA-14512: cannot perform operation on a clustered object

Cause: An attempt was made to perform an operation that is not allowed on clustered tables or indexes.

Action: Retry the command with correct syntax.

ORA-14513: partitioning column may not be of object datatype

Cause: Partitioning column specified by the user was an object datatype (object, REF, nested table, array) which is illegal.

Action: Ensure that no partitioning column is an object datatype.

ORA-14514: LOCAL option not valid without subpartition name

Cause: Incorrect syntax specified

Action: Retry the command

ORA-14515: only one subpartition name can be specified

Cause: More than one subpartition name has been specified for analyze

Action: Specify one subpartition name.

ORA-14516: subpartition corrupt. all rows do not fall within subpartition bounds

Cause: The subpartition contains rows which should really be in some other subpartition. Possibly due to an exchange subpartition without validation

Action: Delete rows in subpartition which do not qualify

ORA-14517: subpartition of index '*string.string*' is in unusable state

Cause: An attempt has been made to access an index subpartition that has been marked unusable by a direct load or by a DDL operation

Action: REBUILD the unusable index subpartition

ORA-14518: partition contains rows corresponding to values being dropped

Cause: table partition contains rows for the values being dropped.

Action: DELETE all rows for the values being dropped and reissue statement

ORA-14519: Conflicting tablespace block sizes for *string string*: Tablespace *string* block size *string* [*string*] conflicts with previously specified/implied tablespace *string* block size *string* [*string*]

Cause: An attempt has been made to create a partitioned object in a manner that would require the partitioned object to span tablespaces of more than one block size.

Action: Ensure that all tablespaces specified in the DDL command for the given object as well as any tablespaces implicitly assigned to partitions or subpartitions of the object being created are all of the same block size.

ORA-14520: Tablespace *string* block size [*string*] does not match existing object block size [*string*]

Cause: A DDL statement was issued that would require a tablespace of a block size different from the block size of the specified partitioned object to be assigned either: (1) As the object's default tablespace (or one of the object's partition-level default tablespaces, if composite partitioning is being used) OR (2) To one of the object's partitions/subpartitions.

Action: Specify a tablespace of the same block size as the partitioned object.

ORA-14521: Default tablespace *string* block size [*string*] for *string string* does not match existing *string* block size [*string*]

Cause: A DDL statement was issued that would require creation of a new partition/subpartition in the object-level default tablespace of an existing partitioned object. However, the object-level default tablespace block size does not match the block size of the partitioned object.

Action: Either (1) Modify the default tablespace of the partitioned object to a tablespace of the same block size as the object and then retry the DDL command, OR (2) Ensure that tablespaces of the correct block size are specified for all new partitions/subpartitions being created.

ORA-14522: Partition-level default tablespace *string* block size [*string*] for *string string* does not match existing *string* block size [*string*]

Cause: A DDL statement was issued that would require creation of a new subpartition in one of the partition-level default tablespaces of an existing composite partitioned object. However, the partition-level default tablespace block size does not match the block size of the partitioned object.

Action: Either (1) Modify the partition-level default tablespace of the appropriate partition of the partitioned object to a tablespace of the same block size as the object

and then retry the DDL command, OR (2) Ensure that tablespaces of the correct block size are specified for all new subpartitions being created.

ORA-14523: Cannot co-locate [sub]partition of *string string* with table [sub]partition because *string* block size [*string*] does not match table block size [*string*]

Cause: A DDL statement was issued that would require a partition/subpartition of a local index/LOB column to be co-located with the corresponding partition/subpartition of the base table. However, this is not possible because the block sizes of the table and the LOB column/local index are different.

Action: Either (1) Specify an object-level default tablespace (or partition-level default tablespace for the appropriate partition, if composite partitioning is used) for the partitioned local index/LOB column and then retry the DDL command, OR (2) Ensure that tablespaces of the correct block size are specified for all new partitions/subpartitions being created. Also ensure that neither of TABLESPACE DEFAULT and STORE IN (DEFAULT) is specified for a local index whose block size does not match that of the base table.

ORA-14530: row mismatches found in table *string.string* and index *string.string*

Cause: rows in table and index inconsistent

Action: run complete analyze to determine corrupt rows

ORA-14551: cannot perform a DML operation inside a query

Cause: DML operation like insert, update, delete or select-for-update cannot be performed inside a query or under a PDML slave.

Action: Ensure that the offending DML operation is not performed or use an autonomous transaction to perform the DML operation within the query or PDML slave.

ORA-14552: cannot perform a DDL, commit or rollback inside a query or DML

Cause: DDL operations like creation tables, views etc. and transaction control statements such as commit/rollback cannot be performed inside a query or a DML statement.

Action: Ensure that the offending operation is not performed or use autonomous transactions to perform the operation within the query/DML operation.

ORA-14553: cannot perform a lob write operation inside a query

Cause: A lob write operation cannot be performed inside a query or a PDML slave.

Action: Ensure that the offending lob write operation is not performed or use an autonomous transaction to perform the operation within the query or PDML slave.

ORA-14554: cannot perform requested operation during database startup

Cause: Requested operation requires the Cost Based Optimizer(CBO) which is not available during database startup. Features like partitioning, IOTs, grouping sets, and flashback cursor require the CBO.

Action: Retry the query after the database is open.

ORA-14601: Illegal to specify SUBPARTITIONS or STORE-IN while specifying a subpartition template

Cause: Cannot specify these clauses while specifying a template

Action: Correct the subpartition template clause.

ORA-14602: SUBPARTITION TEMPLATE is legal only for a composite partitioned table

Cause: SUBPARTITION TEMPLATE can be specified only for composite partitioned tables

Action: Do not use SUBPARTITION TEMPLATE on non-partitioned or non-composite partitioned tables.

ORA-14603: [SUBPARTITIONS | SUBPARTITION TEMPLATE] subpartition_count syntax is valid only for range-hash tables

Cause: This syntax is valid only if subpartitioning dimension is hash

Action: n/a

ORA-14604: During CREATE TABLE time it is illegal to specify SUBPARTITIONS or STORE IN once a SUBPARTITION TEMPLATE has been specified

Cause: Once a subpartition template has been specified during a CREATE TABLE it is illegal to specify SUBPARTITIONS or STORE IN anywhere else

Action: Remove either the SUBPARTITIONS | STORE IN or remove the SUBPARTITION TEMPLATE clause

ORA-14605: Name missing for subpartition / lob segment in template

Cause: A subpartition / lob segment was not specified a name in the template descriptions

Action: All subpartitions / lob segments must have names specified in the template

ORA-14607: Tablespace was not specified for previous subpartitions in template but is specified for *string*

Cause: Tablespaces may either be specified for all subpartitions or must not be specified for any subpartitions

Action: Either specify tablespaces for all or for none of the subpartitions

ORA-14610: Lob attributes not specified for lob column *string* for subpartition *string*

Cause: Lob attributes of a column must be specified for all subpartitions or must not be specified at all

Action: Ensure lob attributes of a column are specified for all subpartitions or not specified at all

ORA-14611: Duplicate subpartition name *string* in template

Cause: A subpartition name cannot be duplicated within the template

Action: Rename one of the subpartitions.

ORA-14612: Duplicate lob segment name *string* for lob column *string* in template

Cause: Two lob segments of the same column were given the same name in the template

Action: Rename one of the lob segments

ORA-14613: Attempt to generate name from parent name *string* and template name *string* failed as the combine named would have been longer than allowed

Cause: Any name generated from a partition name and template name must be less than the maximum permissible name for an identifier

Action: Shorten either partition or template name.

ORA-14614: List value '*string*' specified twice in subpartition '*string*'

Cause: A list value cannot be specified more than once

Action: Remove one of the specifications of the value

ORA-14615: List value '*string*' specified twice in subpartitions '*string*', '*string*'

Cause: A list value cannot be specified more than once

Action: Remove one of the specifications of the value

ORA-14616: table is not subpartitioned by List method

Cause: A subpartition maintenance operation, such as ALTER TABLE MODIFY SUBPARTITION ADD|DROP VALUES, was performed on a non-List subpartitioned object.

Action: Reissue the command against a List subpartitioned object.

ORA-14617: cannot add/drop values to DEFAULT subpartition

Cause: A ADD/DROP VALUES operation is being done on the default subpartition

Action: Ensure that ADD/DROP VALUES is not done on the DEFAULT subpartition

ORA-14618: cannot drop the last value of subpartition

Cause: ALTER TABLE DROP VALUES tried to drop the last value of the subpartition

Action: Cannot execute the command, unless two or more values exist for subpartition

ORA-14619: resulting List subpartition(s) must contain at least 1 value

Cause: After a SPLIT/DROP VALUE of a list subpartition, each resulting subpartition(as applicable) must contain at least 1 value

Action: Ensure that each of the resulting subpartitions contains at least 1 value

ORA-14620: DEFAULT subpartition already exists

Cause: A subpartition already exists with DEFAULT value

Action: Remove the DEFAULT value from the list specified

ORA-14621: cannot add subpartition when DEFAULT subpartition exists

Cause: An ADD SUBPARTITION operation cannot be executed when a subpartition with DEFAULT values exists

Action: Issue a SPLIT of the DEFAULT subpartition instead

ORA-14622: Value *string* already exists in subpartition *string*

Cause: One of the list values in the ADD SUBPARTITION or ADD VALUES statement already exists in another subpartition

Action: Remove the duplicate value from the statement and try again

ORA-14623: Value *string* does not exist in subpartition *string*

Cause: One of the list values in the SPLIT PARTITION or DROP VALUES statement does not exist in the subpartition

Action: Remove the value from the statement and try again

ORA-14624: DEFAULT subpartition must be last subpartition specified

Cause: A subpartition description follows the one describing the default subpartition

Action: Ensure that the DEFAULT subpartition is the last subpartition description

ORA-14625: subpartition contains rows corresponding to values being dropped

Cause: table subpartition contains rows for the values being dropped.

Action: DELETE all rows for the values being dropped and reissue statement

ORA-14626: values being added already exist in DEFAULT subpartition

Cause: An ADD VALUE operation cannot be executed because the values being added exist in the DEFAULT subpartition

Action: Issue a SPLIT of the DEFAULT subpartition and then MERGE the split subpartition into the subpartition to which values need to be added

ORA-14627: Invalid operation was specified on a GLOBAL partitioned index

Cause: An invalid operation such as ALTER INDEX DROP | SPLIT SUBPARTITION was specified on the global index

Action: Ensure that subpartition level operations are not specified on a GLOBAL index, since these are only RANGE partitioned

ORA-14628: specification of bounds is inconsistent with LIST method

Cause: An operation such as ALTER TABLE SPLIT | ADD SUBPARTITION specified bounds that were inconsistent with List subpartitioning method

Action: Specify VALUES/subpartition descriptions correctly for SPLIT/ADD of List subpartitions

ORA-14629: cannot drop the only subpartition of a partition

Cause: A drop subpartition command is being executed when there is only one subpartition in the partition

Action: n/a

ORA-14630: subpartition resides in offlined tablespace

Cause: User attempted an operation requiring that we access data in a subpartition which resides in a tablespace which was taken offline. Such operations include trying to drop a tablespace of a table which has indices defined on it or is referenced by a constraint.

Action: Bring tablespace online before attempting the operation.

ORA-14631: the partition bounds do not match the subpartition bounds of the partition

Cause: When exchanging a partitioned table with a composite partition the bounds that describe the partitions of the table must match the bounds that describe the subpartitions of the composite partition.

Action: Ensure that the bounds describing partitions in the partitioned table is the same as the bounds of the subpartitions in the the composite partition.

ORA-14632: cannot specify PARALLEL clause when adding a List subpartition

Cause: User issued ALTER TABLE ADD SUBPARTITION statement with PARALLEL clause for a List subpartition of a Range/List partitioned object which is illegal

Action: Remove the PARALLEL clause.

ORA-14633: Index maintenance clause not allowed for ADD list subpartition to a Composite partitioned table

Cause: The clause INVALIDATE or UPDATE GLOBAL INDEXES is allowed only for ADD hash subpartition to a composite partitioned table.

Action: Remove clause and reissue operation

ORA-14634: Subpartition descriptions cannot be specified during the SPLIT/MERGE of a partition of a Range-List partitioned table

Cause: During a split or a merge of a partition of a range list partitioned table you cannot specify any subpartitioning information for the resulting partition (s)

Action: Remove all subpartitioning information from the DDL.

ORA-14635: only one resulting subpartition can be specified for MERGE SUBPARTITIONS

Cause: ALTER TABLE MERGE SUBPARTITIONS contained more than one resulting subpartition for the MERGE

Action: Ensure that the statement describes exactly one subpartition as the target that need to be MERGED

ORA-14636: only 2 resulting subpartition can be specified for SPLIT SUBPARTITION

Cause: ALTER TABLE SPLIT SUBPARTITION contained more than 2 resulting subpartition for the SPLIT

Action: Ensure that the statement describes exactly 2 subpartitions as the target of the SPLIT operation

ORA-14637: cannot merge a subpartition with itself

Cause: The same subpartition name was specified twice for the merge operation

Action: Re-submit operation with 2 distinct subpartition names within the same composite partition

ORA-14638: cannot MERGE subpartitions in different Range Composite partitions

Cause: Attempted to MERGE subpartitions in different Range Composite partitions

Action: Reissue the command after ensuring that the 2 subpartitions being merged lie in the same composite partition

ORA-14639: SUBPARTITIONS clause can be specified only for Hash, Composite Range Hash table/partition

Cause: Attempted to specify SUBPARTITIONS clause on table that is not partitioned by the Composite Range-Hash method

Action: Reissue the command after ensuring that the SUBPARTITIONS clause is not specified, to specify a template for a Composite Range List object use the SUBPARTITION TEMPLATE clause

ORA-14640: add/coalesce index partition operation is valid only for hash partitioned global indexes

Cause: User attempted to add or coalesce an index partition of a global index not partitioned by hash method.

Action: Issue the statement on a global index partitioned by hash method. or if the index is partitioned by range method consider using split/drop instead of add/coalesce.

ORA-14641: STORE-IN clause can be specified only for a Hash, Interval, Autolist, Composite Range Hash, Composite Interval, Composite Autolist table or partition

Cause: Specifying a STORE-IN clause during creation or altering of a Range, Composite Range List partitioned table was not allowed.

Action: Re-issue the statement after removing the STORE-IN clause.

ORA-14642: Bitmap index mismatch for tables in ALTER TABLE EXCHANGE PARTITION

Cause: The two tables in the EXCHANGE have usable bitmap indexes, and the INCLUDING INDEXES option has been specified and the tables have different hakan factors.

Action: Perform the exchange with the EXCLUDING INDEXES option or alter the bitmap indexes to be unusable.

ORA-14643: Hakan factor mismatch for tables in ALTER TABLE EXCHANGE PARTITION

Cause: Either records_per_block has been minimized for one of the tables to be exchanged, but not the other, or the hakan factors for the tables to be exchanged are not equal.

Action: If records_per_block has been minimized for one of the tables, but not the other, either perform alter table with the NOMINIMIZE RECORDS_PER_BLOCK option for both tables, or perform alter table with the MINIMIZE RECORDS_PER_BLOCK for both tables. If the hakan factors do not match perform alter table with the NOMINIMIZE RECORDS_PER_BLOCK option for both tables.

ORA-14644: table is not subpartitioned by Hash method

Cause: A subpartition maintenance operation such as ALTER TABLE MODIFY PARTITION COALESCE SUBPARTITION can only be performed on Hash subpartitioned objects

Action: Re-issue the command against a Hash subpartitioned object.

ORA-14645: STORE IN clause cannot be specified for Range List objects

Cause: A STORE IN clause was specified for Range List partitioned object

Action: Re-issue the command after removing the STORE IN clause

ORA-14646: Specified alter table operation involving compression cannot be performed in the presence of usable bitmap indexes

Cause: The first time a table is altered to include compression, it cannot have a usable bitmap index (partition). Subsequent alter table statements involving compression do not have this same restriction.

Action: A) Drop any bitmap indexes defined on the table, and re-create them once the operation is complete or, B) Mark all index fragments of all bitmap indexes defined on the table UNUSABLE and rebuild them once the operation is complete.

ORA-14647: cannot MERGE subpartitions in different list composite partitions

Cause: An attempt was made to MERGE subpartitions in different list composite partitions.

Action: Reissue the command after ensuring that the two subpartitions being merged lie in the same composite partition.

ORA-14650: operation not supported for reference-partitioned tables

Cause: Attempted to perform an operation on a reference-partitioned table that was not supported.

Action: Do not perform the unsupported operation.

ORA-14651: reference partitioning constraint is not supported

Cause: The specified partitioning constraint was not supported for reference-partitioned tables. The partitioning constraint must be enabled, validated, and not

deferrable. The partitioning constraint must not have ON DELETE SET NULL semantics.

Action: Correct the statement to specify a supported partitioning constraint.

ORA-14652: reference partitioning foreign key is not supported

Cause: The specified partitioning foreign key was not supported for reference-partitioned tables. All columns of the partitioning foreign key must be constrained NOT NULL with enabled, validated, and not deferrable constraints. Furthermore, a virtual column cannot be part of the partitioning foreign key.

Action: Correct the statement to specify a supported partitioning foreign key.

ORA-14653: parent table of a reference-partitioned table must be partitioned

Cause: Attempted to create a reference-partitioned table with a non-partitioned parent table.

Action: Correct the statement and reenter.

ORA-14654: number of partitions of reference-partitioned table must equal that of the parent table

Cause: Attempted to create a reference-partitioned table with a number of partitions which was different from that of the parent table.

Action: Correct the CREATE TABLE statement to specify a correct number of partitions.

ORA-14655: reference partitioning constraint not found

Cause: Partitioning constraint specified in CREATE TABLE ... PARTITION BY REFERENCE was not one of the referential constraints on the table being created.

Action: Ensure that the specified partitioning constraint is one of the referential constraints on the table being created.

ORA-14656: cannot drop the parent of a reference-partitioned table

Cause: Attempted to drop the parent of a reference-partitioned table.

Action: Drop all reference-partitioned child tables before dropping the parent table.

ORA-14657: cannot cascade row migration to reference-partitioned child table

Cause: Update of a parent key may require migration of rows in reference-partitioned child tables, however this is not supported because the parent key was not suitably indexed.

Action: Replace the existing index on the parent key with a unique index that does not contain any columns in addition to the parent key.

ORA-14658: specified dependent table is not affected by this operation

Cause: A table has been specified in the DEPENDENT TABLES clause that is not a reference-partitioned table affected by the operation.

Action: Correct the statement and reenter.

ORA-14659: Partitioning method of the parent table is not supported

Cause: An attempt was made to create a reference-partitioned table with an interval partitioned parent table.

Action: Do not create a reference-partitioned table with an interval partitioned parent table.

ORA-14660: parent table of a reference-partitioned table cannot be index-organized

Cause: Attempted to create a reference-partitioned table with a index-organized parent table.

Action: Correct the statement and reenter.

ORA-14661: row movement must be enabled

Cause: Attempted to disable row movement for a reference-partitioned table, although row movement was enabled for its parent table.

Action: Disable row movement for parent table before disabling row movement for the reference-partitioned table.

ORA-14662: row movement cannot be enabled

Cause: Attempted to enable row movement for a partitioned table, although row movement was disabled for a reference-partitioned child table.

Action: Enable row movement for reference-partitioned child tables before enabling row movement for the parent table.

ORA-14663: reference partitioning parent key is not supported

Cause: Parent key of the reference-partitioned table's partitioning constraint contained virtual columns.

Action: Correct the statement to specify a partitioning constraint with supported parent key and reenter.

ORA-14664: Cannot use PL/SQL expressions in reference partitioning parent key

Cause: Parent key of the reference partitioned table's partitioning constraint contained a virtual column that referenced a PL/SQL expression.

Action: Correct the statement to specify a partitioning constraint with supported parent key and reenter.

ORA-14665: Cannot use expressions involving ROWID data type in reference partitioning parent key

Cause: Parent key of the reference partitioned table's partitioning constraint contained a virtual column that involved the ROWID data type.

Action: Correct the statement to specify a partitioning constraint with supported parent key and reenter.

ORA-14666: Cannot use expressions involving BLOB or CLOB data types in reference partitioning parent key

Cause: Parent key of the reference partitioned table's partitioning constraint contained a virtual column that involved a BLOB or CLOB data type.

Action: Correct the statement to specify a partitioning constraint with supported parent key and reenter.

ORA-14667: Cannot use expressions involving object data types in reference partitioning parent key

Cause: Parent key of the reference partitioned table's partitioning constraint contained a virtual column that involved an object data type (object, REF, nested table, array).

Action: Correct the statement to specify a partitioning constraint with supported parent key and reenter.

ORA-14668: Cannot drop a unique or primary key referenced by the partitioning constraint of a reference-partitioned table.

Cause: An attempt was made to drop a unique or primary key referenced by the partitioning constraint of a reference-partitioned table.

Action: Drop all reference-partitioned child tables before dropping the unique or primary key of the parent table.

ORA-14669: interval partition of reference-partitioned table must correspond to interval partition of the parent table

Cause: An attempt was made to create a reference-partitioned table with an interval partition that does not pair with an interval partition in the parent table.

Action: Correct the CREATE TABLE statement to specify a correct number of partitions.

ORA-14670: there is no usable index on the reference partitioning parent key

Cause: An attempt was made to run an operation on a reference partitioned table that requires a usable index on the reference partitioning parent key, but no such index exists.

Action: Create a usable index on the reference partitioning parent key, or rebuild the existing unusable index on the reference partitioning parent key.

ORA-14690: value too long for MIN or MAX aggregate

Cause: An attempt was made to use a MIN or MAX aggregate with a value that was too long.

Action: Limit the size of MIN and MAX aggregate inputs to 32763 bytes.

ORA-14691: Extended character types are not allowed in this table.

Cause: An attempt was made to create VARCHAR2 or NVARCHAR2 columns larger than 4000 bytes, or a RAW column larger than 2000 bytes, in a cluster, clustered table or index-organized table.

Action: Correct the statement and reenter.

ORA-14692: STORE AS clause is not allowed for extended character type column

Cause: An attempt was made to use the STORE AS clause to specify storage attributes for an extended character type column.

Action: Correct the statement and reenter.

ORA-14693: The MAX_STRING_SIZE parameter must be EXTENDED.

Cause: An attempt was made to set the MAX_STRING_SIZE parameter to STANDARD in a database that has been created with, or migrated to, the EXTENDED setting.

Action: Set MAX_STRING_SIZE to EXTENDED and retry.

ORA-14694: database must in UPGRADE mode to begin MAX_STRING_SIZE migration

Cause: An attempt was made to update the MAX_STRING_SIZE parameter to EXTENDED when the database was not in UPGRADE mode.

Action: Restart the database in UPGRADE mode, modify the parameter, run the utl32k.sql script in \$ORACLE_HOME/rdbms/admin, and restart the database in normal mode.

ORA-14695: MAX_STRING_SIZE migration is incomplete

Cause: An attempt was made to open the database in normal mode before the MAX_STRING_SIZE migration process completed.

Action: Restart the database in UPGRADE mode, run the utl32k.sql script in \$ORACLE_HOME/rdbms/admin, and restart the database in normal mode.

ORA-14696: MAX_STRING_SIZE migration is incomplete for pluggable database *string*

Cause: An attempt was made to open the database in normal mode before the MAX_STRING_SIZE migration process completed for the specified pluggable database.

Action: Restart the database in UPGRADE mode, run the utl32k.sql script in \$ORACLE_HOME/rdbms/admin in the specified pluggable database, and restart the database in normal mode.

ORA-14697: This connection does not support bind variables larger than 4000 bytes for SQL statements.

Cause: An attempt was made to use a bind variable larger than 4000 bytes for a SQL statement when the client initially connected to a container with STANDARD MAX_STRING_SIZE, and then within the same session switched to a container with EXTENDED MAX_STRING_SIZE.

Action: Initialize a new connection for the container with EXTENDED MAX_STRING_SIZE and retry.

ORA-14698: MAX_STRING_SIZE migration to STANDARD is not allowed due to column *string* in object *string.string*.

Cause: An attempt was made to use a bind variable larger than 4000 bytes for a SQL statement when the client initially connected to a container with STANDARD MAX_STRING_SIZE, and then within the same session switched to a container with EXTENDED MAX_STRING_SIZE.

Action: Initialize a new connection for the container with EXTENDED MAX_STRING_SIZE and retry.

ORA-14699: long bind value is too large for column

Cause: An attempt was made to bind a value larger than 4000 bytes for insert or update of a VARCHAR2, NVARCHAR2, or RAW column, and the value was too large for the destination column.

Action: Either make the destination column larger, or reduce the size of the bind value.

ORA-14700: Object(s) owned by SYS cannot be locked by non-SYS user

Cause: Attempt to issue a LOCK TABLE statement on SYS owned object(s) by a non-SYS user, user should minimally have DML privileges

Action: Re-issue LOCK TABLE statement for non-SYS user after granting DML privileges on object, or non-SYS user should connect as SYS

ORA-14701: partition-extended name or bind variable must be used for DMLs on tables partitioned by the System method

Cause: User attempted not to use partition-extended syntax for a table partitioned by the System method

Action: Must use of partition-extended syntax in contexts mentioned above.

ORA-14702: The partition number is invalid or out-of-range

Cause: Attempted to use nonnumerical value or the number was out of range of the partitions.

Action: Use a valid partition number.

ORA-14703: The AFTER clause can be used to ADD PARTITION only to a System Partitioned table.

Cause: The table is not partitioned by the System method

Action: Skip the AFTER clause.

ORA-14704: Create table as select disallowed for SYSTEM partitioned tables

Cause: User attempted to create a SYSTEM partitioned table by doing a create table as select.

Action: Do a create table followed by an insert as select into each partition.

ORA-14705: unique or primary keys referenced by enabled foreign keys in table "*string*"."*string*"

Cause: An attempt was made to truncate a table with unique or primary keys referenced by enabled foreign keys in another table.

Action: Before performing the TRUNCATE operation on the table, disable the foreign key constraints in other tables. You can see what constraints exist in a table by issuing the following command: `SELECT * FROM USER_CONSTRAINTS WHERE TABLE_NAME = :1;`

ORA-14706: multiple child tables reference constraint "*string*" in table "*string*"."*string*"

Cause: An ALTER TABLE EXCHANGE [SUB]PARTITION CASCADE command found that the specified parent key in the specified table was referenced by partitioning constraints in multiple reference partitioned child tables.

Action: Perform EXCHANGE [SUB]PARTITION without the CASCADE option. The CASCADE option is not supported if a parent key in the reference partitioned table hierarchy is referenced by multiple partitioning constraints.

ORA-14707: no match found for table "*string*"." *string*" for EXCHANGE CASCADE

Cause: There was no table matching the specified table in the ALTER TABLE EXCHANGE [SUB]PARTITION CASCADE command.

Action: Perform EXCHANGE [SUB]PARTITION without the CASCADE option or ensure that exactly one table matches the specified table.

ORA-14708: multiple matches found for table "*string*"." *string*" for EXCHANGE CASCADE

Cause: There were multiple tables matching the specified table in the ALTER TABLE EXCHANGE [SUB]PARTITION CASCADE command.

Action: Perform EXCHANGE [SUB]PARTITION without the CASCADE option or ensure that exactly one table matches the specified table.

ORA-14709: index mismatch for table "*string*"."*string*" in ALTER TABLE EXCHANGE [SUB]PARTITION

Cause: An ALTER TABLE EXCHANGE [SUB]PARTITION command was attempted for the specified table, however, the exchange table did not have equivalent indexes.

Action: Ensure that the indexes for the two tables have indexes which follow this rule: For every nonpartitioned index for the nonpartitioned table, there has to be an identical LOCAL index on the partitioned table and vice versa. To be identical, the column position type and size have to be the same.

ORA-14710: domain index "string" found for table "string"."string" for EXCHANGE CASCADE

Cause: An ALTER TABLE EXCHANGE [SUB]PARTITION CASCADE command was attempted for the specified table. However, there was a domain index on the specified table.

Action: Perform EXCHANGE [SUB]PARTITION without the CASCADE option or ensure that there is no domain index on the specified table.

ORA-14750: Range partitioned table with INTERVAL clause has more than one column

Cause: You attempted to create an interval partitioned table with more than one partitioning column.

Action: Use a single partitioning column.

ORA-14751: Invalid data type for partitioning column of an interval partitioned table

Cause: You attempted to use interval partitioning on a table partitioned on a column of data type other than number or date/time.

Action: Use only number or date/time columns as partitioning columns for interval partitioned tables.

ORA-14752: Interval expression is not a constant of the correct type

Cause: You attempted to use either a nonconstant interval or an interval whose data type does not correspond to the partitioning column

Action: Use only constant expressions for the interval. If the data type of partitioning column is numeric, the interval must be a numeric constant. If the data type is of type date/time, the interval must be a constant of interval type

ORA-14753: Interval cannot be zero

Cause: The interval mapped to zero.

Action: You must use a nonzero interval.

ORA-14754: Interval string is too long

Cause: The interval string was too long

Action: Specify interval using a shorter string

ORA-14755: Invalid partition specification for FOR VALUES clause.

Cause: The [SUB]PARTITION FOR VALUES (...) clause can only take constants. In addition it takes as many arguments as there are partitioning columns and the values must be coercible to the partitioning columns.

Action: Specify a valid FOR VALUES clause.

ORA-14756: Table is not partitioned by the interval or by the autolist method.

Cause: The table was not partitioned by the interval or by the autolist method.

Action: ALTER TABLE SET STORE IN is only valid for interval or autolist partitioned tables. Ensure that the table is partitioned by an interval or by an autolist method.

ORA-14757: Table is already a range partitioned table

Cause: SET INTERVAL () is used to convert an interval partitioned table to a range partitioned table. It is not legal on a range partitioned table

Action: Use SET INTERVAL () only on an interval partitioned table.

ORA-14758: Last partition in the range section cannot be dropped

Cause: An attempt was made to drop the last range partition of an interval partitioned table.

Action: Do not attempt to drop this partition.

ORA-14759: SET INTERVAL is not legal on this table.

Cause: SET INTERVAL clause was specified. ALTER TABLE SET INTERVAL is only legal on a range partitioned table with a single partitioning column. Additionally, this table cannot have a MAXVALUE partition.

Action: Use SET INTERVAL only on a valid table.

ORA-14760: ADD PARTITION is not permitted on Interval partitioned objects

Cause: ALTER TABLE ADD PARTITION was attempted on an Interval partitioned object.

Action: Do not perform the operation on an Interval partitioned object. Insert a row to create the new partition.

ORA-14761: MAXVALUE [sub]partition cannot be specified for INTERVAL [sub]partitioned objects.

Cause: An attempt was made to create a [sub]partition with a MAXVALUE highbound on an INTERVAL [sub]partitioned object.

Action: Do not create a [sub]partition with a MAXVALUE highbound.

ORA-14762: Domain index creation on interval partitioned tables is not permitted

Cause: An attempt was made to create a domain index on an interval partitioned table.

Action: Do not create a domain index on an interval partitioned table.

ORA-14763: Unable to resolve FOR VALUES clause to a partition number

Cause: Could not determine the partition corresponding to the FOR VALUES clause.

Action: Remove bind variables and dependencies on session parameters from the values specified in the FOR VALUES clause.

ORA-14764: Partitions cannot be truncated, dropped or merged with mixed syntax.

Cause: An attempt was made to truncate, drop or merge partitions with mixed syntax.

Action: Do not use mixed syntax to truncate, drop or merge partitions.

ORA-14765: Cannot create a partition while doing a create index

Cause: An attempt was made to create a partition concurrently with index creation.

Action: Retry the statement after the index build is finished.

ORA-14766: Unable to obtain a stable metadata snapshot

Cause: This operation was not able to obtain a stable snapshot of the interval partitioning metadata.

Action: Retry the statement.

ORA-14767: Cannot specify this interval with existing high bounds

Cause: The interval specified conflicts with the existing high bound for the last partition. The combination might lead to invalid dates for high bounds in the future.

Action: If this is a CREATE TABLE, try specifying a different high bound value for the last partition, or a different interval. If this is an ALTER TABLE SET INTERVAL, please choose either a different interval, or, modify the table to change the high bound for the last partition.

ORA-14769: cannot interval [sub]partition or autolist [sub]partition nested table or XMLType with object-relational storage

Cause: Interval [sub] partition or autolist [sub]partition was not supported for nested table and XMLType with object-relational storage.

Action: Use a list or range partition instead.

ORA-14770: Cannot use an XML virtual column whose expression uses EXTRACTVALUE operator to interval [sub]partition a table

Cause: Interval [sub]partition is not supported with an XML virtual column whose expression include the EXTRACTVALUE operator

Action: Use XMLCAST and XMLQUERY operators to define the virtual column expression for the partitioning key during interval [sub]partition.

ORA-14801: Hash composite partitioning is not supported

Cause: An attempt was made to partition a table using a Hash composite method.

Action: Do not partition the table by a Hash composite method.

ORA-14802: Specified operation is not permitted on Hash composite partitioned objects

Cause: An unsupported operation was attempted on a Hash composite partitioned object.

Action: Do not perform the operation on a Hash composite partitioned object.

ORA-14803: partition bound may not be specified for hash subpartitioned tables

Cause: A VALUES LESS THAN or VALUES clause was specified with a subpartition description.

Action: Remove the VALUES LESS THAN or VALUES clause from the subpartition description.

ORA-14804: A partition must be split into two or more partitions

Cause: An ALTER TABLE SPLIT PARTITION contained a description for only one resulting partition.

Action: Specify at least 2 resulting partitions.

ORA-14805: last resulting partition cannot contain bounds

Cause: An ALTER TABLE SPLIT PARTITION contained a description for the last partition which included the bounds.

Action: Do not specify bounds for the last resulting partition.

ORA-14806: merging more than two partitions or subpartitions is only supported for heap tables

Cause: An ALTER TABLE MERGE PARTITIONS or MERGE SUBPARTITIONS with more than two source partitions or subpartitions was issued. Merging more than two partitions or subpartitions is only supported for heap tables.

Action: Specify exactly two partitions or subpartitions to merge.

ORA-14807: merging partitions or subpartitions using *name TO name* syntax is only supported for range partitioned tables

Cause: An ALTER TABLE MERGE PARTITIONS *pname TO pname* or an ALTER TABLE MERGE SUBPARTITIONS *subpname TO subpname* was issued. This is only supported for range partitions or subpartitions.

Action: Specify all the partitions or subpartitions to be merged.

ORA-14808: table does not support *string*

Cause: An ALTER TABLE MOVE PARTITION ONLINE or ALTER TABLE MODIFY PARTITION INDEXING or ALTER TABLE SPLIT PARTITION ONLINE statement was issued on a table that was either not a heap-organized table or had an object type, domain index or bitmap join index defined on it. Or, the source table of the split online has reference partitioned child tables. This operation is only supported for heap-organized tables.

Action: Do not use the ONLINE keyword or the INDEXING clause.

ORA-14809: schema does not support *string*

Cause: An ALTER TABLE MOVE PARTITION ONLINE or an ALTER TABLE MODIFY PARTITION INDEXING statement was issued on a table owned by SYS, SYSTEM, PUBLIC, OUTLN, or XDB.

Action: Do not use the ONLINE keyword or the INDEXING clause.

ORA-14810: ONLINE MOVE PARTITION not supported while database is not open or in migrate mode

Cause: An ALTER TABLE MOVE PARTITION ONLINE statement was issued on a table while the database was not open or was in migrate mode.

Action: Do not use the ONLINE keyword.

ORA-14811: Online DDL with the INCLUDING ROWS clause is not supported under supplemental logging.

Cause: An online DDL with an INCLUDING ROWS clause was issued on a table while supplemental logging was enabled.

Action: Do not use the ONLINE keyword.

ORA-14812: DBMS_LOB operations not allowed on partition while it is being moved online

Cause: A DBMS_LOB operation was issued on a LOB while an ALTER TABLE MOVE PARTITION ONLINE was concurrently executing on the partition containing the LOB.

Action: Reissue DBMS_LOB operation after MOVE PARTITION ONLINE has completed.

ORA-14813: ONLINE MOVE OR SPLIT PARTITION not supported while there are too many table segments and index segments

Cause: An ALTER TABLE MOVE or SPLIT PARTITION ONLINE command was issued on a table while the number of table segments multiplied by the number of index segments exceeded the maximum allowed.

Action: Do not use the ONLINE keyword.

ORA-14850: Adding a partition with DEFAULT high value is not permitted on Autolist partitioned objects.

Cause: An attempt was made to add a DEFAULT partition to an Autolist partitioned object.

Action: Do not perform the operation on an Autolist partitioned object. Insert a row to create the new partition.

ORA-14851: DEFAULT [sub]partition cannot be specified for AUTOLIST [sub]partitioned objects.

Cause: An attempt was made to create a [sub]partition with a DEFAULT high value on an AUTOLIST [sub]partitioned object.

Action: Do not create a [sub]partition with a DEFAULT high value.

ORA-14852: SET [SUB]PARTITIONING AUTOMATIC is not legal on this table.

Cause: SET [SUB]PARTITIONING AUTOMATIC clause was specified. ALTER TABLE SET [SUB]PARTITIONING AUTOMATIC is only legal on a list partitioned table. Additionally, this table cannot have a DEFAULT partition.

Action: Use SET [SUB]PARTITIONING AUTOMATIC only on a valid table.

ORA-14853: An invalid option was specified for the SET [SUB]PARTITIONING clause.

Cause: SET [SUB]PARTITIONING clause was used with an invalid option. The only valid options are AUTOMATIC and MANUAL.

Action: Use valid options.

ORA-14854: SET [SUB]PARTITIONING MANUAL is not legal on this table.

Cause: SET [SUB]PARTITIONING MANUAL clause was specified. ALTER TABLE SET [SUB]PARTITIONING MANUAL is only legal on a list partitioned table. Additionally, this table cannot have a DEFAULT partition.

Action: Use SET [SUB]PARTITIONING MANUAL only on a valid table.

ORA-14855: Table is already a list partitioned table.

Cause: An attempt to specify SET [SUB]PARTITIONING MANUAL on a list (sub)partitioned table failed. SET [SUB]PARTITIONING MANUAL is used to convert an autolist (sub)partitioned table to a list (sub)partitioned table.

Action: Use SET [SUB]PARTITIONING MANUAL on an autolist (sub)partitioned table.

ORA-14856: Table is already an autolist partitioned table.

Cause: An attempt to specify SET [SUB]PARTITIONING AUTOLIST on an autolist (sub)partitioned table failed. SET [SUB]PARTITIONING AUTOLIST is used to convert a list (sub)partitioned table to an autolist (sub)partitioned table.

Action: Use SET [SUB]PARTITIONING AUTOLIST on an autolist (sub)partitioned table.

ORA-14857: Subpartition template is expected when creating an autolist subpartitioned table.

Cause: An attempt was made to create an autolist subpartitioned table without a subpartition template.

Action: Use a subpartition template when creating an autolist subpartitioned table.

ORA-14858: Set empty template is not legal on an autolist subpartitioned table.

Cause: An attempt was made to set an empty subpartition template for an autolist subpartitioned table.

Action: Convert this table to a list subpartitioned table before set empty template.

ORA-14870: Range subpartitioned table with INTERVAL clause has more than one column.

Cause: An attempt was made to create an interval subpartitioned table with more than one subpartitioning column.

Action: Use a single subpartitioning column.

ORA-14871: Subpartition template is expected when creating an interval subpartitioned table.

Cause: An attempt was made to create an interval subpartitioned table without a subpartition template.

Action: Use a subpartition template when creating an interval subpartitioned table.

ORA-14872: ADD SUBPARTITION is not permitted on interval subpartitioned objects.

Cause: ALTER TABLE ADD SUBPARTITION was attempted on an interval subpartitioned object.

Action: Do not add a subpartition on an interval subpartitioned object. Insert a row to create the new subpartition.

ORA-14873: Set empty template is not legal on an interval subpartitioned table.

Cause: An attempt was made to set an empty subpartition template for an interval subpartitioned table.

Action: Convert this table to a range subpartitioned table before set empty template.

ORA-14900: The logical transaction ID is no longer valid.

Cause: The logical transaction ID has been purged and the commit failed.

Action: Reconnect and re-run the transaction.

ORA-14901: Commits during replay are not permitted.

Cause: The transaction tried to commit during replay.

Action: Contact Oracle Support Services.

ORA-14902: Instance has not been configured for application continuity.

Cause: The partition of the transaction history table had not been created.

Action: Contact Oracle Support Services.

ORA-14903: Corrupt logical transaction detected.

Cause: The logical transaction was corrupt. The size was incorrect.

Action: Verify your network configuration.

ORA-14904: Corrupt logical transaction ID detected.

Cause: The logical transaction was corrupt. The database ID was incorrect.

Action: Verify your network configuration.

ORA-14905: Serializable transactions cannot be replayed.

Cause: The transaction tried to replay a serializable transaction.

Action: This is not supported.

ORA-14906: Get LTXID outcome operation is not permitted on the current session.

Cause: The transaction tried to execute get LTXID outcome on the current session.

Action: Check the parameters used to invoke get LTXID outcome.

ORA-14907: Cannot execute get LTXID outcome for the transaction of another user.

Cause: The transaction tried to execute get LTXID outcome for a different user session.

Action: Check the parameters used to invoke get LTXID outcome.

ORA-14908: Cannot invoke get LTXID outcome while a transaction is open.

Cause: Get LTXID outcome could not be executed because a transaction was open.

Action: Invoke get LTXID outcome after the transaction has been completed.

ORA-14909: Current session has been blocked by another user with the same user name using GET_LTXID_OUTCOME.

Cause: Could not commit after GET_LTXID_OUTCOME was invoked.

Action: Contact Oracle Support Services.

ORA-14910: Sessions with SYSDBA privilege are not allowed to connect to a service that has commit outcome enabled.

Cause: A session with SYSDBA privilege tried to connect to a service that has commit outcome enabled.

Action: Connect without the SYSDBA privilege.

ORA-14913: Invalid logical transaction ID detected.

Cause: The logical transaction was marked invalid.

Action: Verify your configuration. Transaction Guard does not support XA transactions that use the two-phase commit protocol.

ORA-14914: cannot invoke set failpoint

Cause: An invalid parameter was specified.

Action: Specify a valid parameter.

ORA-14915: cannot invoke set failpoint

Cause: An invalid database session was specified.

Action: Specify a valid database session.

ORA-14916: Switch service by DRCP clients is not supported by Transaction Guard.

Cause: The Database Resident Connection Pooling (DRCP) client tried to switch services while Transaction Guard was enabled.

Action: None

ORA-14950: Force outcome failed. Client transaction is too old.

Cause: The client transaction had been committed or forced earlier.

Action: None

ORA-14951: Force outcome failed. Client transaction is ahead of server logical transaction ID.

Cause: The client transaction had not been seen by the server and could not be forced. This can happen if the server is restored or a flashback operation has been executed.

Action: None

ORA-14952: Force outcome failed. General error occurred.

Cause: The force outcome operation failed. See previous error for the reason.

Action: None

ORA-14953: Invalid partition ID specified.

Cause: The partition IDs of the transaction history table were not consecutive.

Action: Specify the next higher partition ID.

ORA-14954: Invalid tablespace name specified.

Cause: The tablespace did not exist.

Action: Specify an existing tablespace.

ORA-15000: command disallowed by current instance type

Cause: The user has issued a command to a conventional RDBMS instance that is only appropriate for an ASM instance. Alternatively, the user has issued a command to an ASM instance that is only appropriate for an RDBMS instance.

Action: Connect to the correct instance type and re-issue the command.

ORA-15001: diskgroup "*string*" does not exist or is not mounted

Cause: An operation failed because the diskgroup specified does not exist or is not mounted by the current ASM instance.

Action: Verify that the diskgroup name used is valid, that the diskgroup exists, and that the diskgroup is mounted by the current ASM instance.

ORA-15002: parameter LOCK_NAME_SPACE exceeds limit of *string* characters

Cause: The LOCK_NAME_SPACE initialization parameter contained a value that is too long.

Action: Correct the LOCK_NAME_SPACE initialization parameter.

ORA-15003: diskgroup "*string*" already mounted in another lock name space

Cause: The diskgroup could not be mounted by the ASM instance because it was operating in a lockspace different than another existing ASM instance which had already mounted the diskgroup.

Action: Check the LOCK_NAME_SPACE initialization parameter value, or dismount the diskgroup from the other ASM instances.

ORA-15004: alias "*string*" does not exist

Cause: The specified alias did not exist within the diskgroup.

Action: Check the alias name and diskgroup name.

ORA-15005: name "*string*" is already used by an existing alias

Cause: An existing alias in the diskgroup used the same name.

Action: Select another alias name, or drop the existing alias.

ORA-15006: template "*string*" does not exist

Cause: The specified template did not exist within the diskgroup.

Action: Check the template name and diskgroup name.

ORA-15007: name is already used by an existing template

Cause: A template with the same name already exists.

Action: Select another template name, or drop the existing template.

ORA-15008: cannot drop system template

Cause: The specified template was created by the system and must always exist for proper operation.

Action: Select another template name.

ORA-15009: ASM disk "*string*" does not exist

Cause: The specified ASM disk was not found.

Action: Check the ASM disk name.

ORA-15010: name '*string*' is already used by an existing ASM disk

Cause: The specified name was already used in this diskgroup.

Action: Specify a different ASM disk name.

ORA-15011: failure group "*string*" does not exist in diskgroup "*string*"

Cause: The specified name did not match the failure group of any disks in the diskgroup. This usually indicates that the failure group name was specified incorrectly.

Action: Check the failure group name.

ORA-15012: ASM file '*string*' does not exist

Cause: The ASM file was not found.

Action: Check the ASM file name.

ORA-15013: diskgroup "*string*" is already mounted

Cause: An ALTER DISKGROUP MOUNT command specified the name of a diskgroup which is already mounted by the current ASM instance.

Action: Check the name of the diskgroup.

ORA-15014: path '*string*' is not in the discovery set

Cause: The operating system path specified was outside the set of disks that are discovered by the instance.

Action: Specify a operating system path within the set of disks that are discovered based upon the ASM_DISKSTRING parameter. Alternatively, check the setting of the ASM_DISKSTRING parameter.

ORA-15015: Specified path '*string*' conflicts with path '*string*'

Cause: The ASM instance previously discovered specified disk with an ASM library using a different path.

Action: Use the discovery string of the ASM library to add the disk.

ORA-15016: inconsistent respecification of path '*string*'

Cause: The specified path was provided more than once with different properties.

Action: Do not provide a path more than once. Alternatively, provide consistent properties.

ORA-15017: diskgroup "*string*" cannot be mounted

Cause: The disk group could not be mounted by the ASM instance either of an IO error or due to other reasons explained in alert log or trace files.

Action: Check for additional errors reported. Correct the error and retry the operation.

ORA-15018: diskgroup cannot be created

Cause: The specified diskgroup could not be created.

Action: Check for additional errors reported.

ORA-15019: discovered duplicate path '*string*' for '*string*'

Cause: The discovery encountered multiple paths to the same disk.

Action: Check that the ASM_DISKSTRING parameter specifies only a single path for each disk.

ORA-15020: discovered duplicate ASM disk "*string*"

Cause: The discovery encountered two disks claiming to be the same named ASM disk.

Action: Check that the ASM_DISKSTRING parameter specifies only a single path for each disk.

ORA-15021: parameter "*string*" is not valid in *string* instance

Cause: The specified parameter was not supported when starting an instance of this type.

Action: Delete the specified parameter from the INIT.ORA file.

ORA-15022: unable to load an Oracle ASM library

Cause: An Oracle instance attempted to load an Oracle ASM library which could not be discovered.

Action: Check other error messages to determine why Oracle is unable to retrieve the library path from the Oracle ASM instance.

ORA-15023: reached maximum allowable number of disks *string*

Cause: An attempt was made to add another disk to a diskgroup which already contains the maximum number of disks allowed.

Action: Consider dropping existing disks from the diskgroup before adding additional ones, or create a new diskgroup.

ORA-15024: discovered dublicately numbered ASM disk *string*

Cause: ASM discovered two disks claiming to have the same ASM disk number in the same disk group.

Action: Check that the ASM_DISKSTRING parameter specifies only a single path for each disk.

ORA-15025: could not open disk "*string*"

Cause: The specified disk could not be opened. If the database instance is running as an Operating System (OS) user different from that of the ASM instance, then the permissions on the database oracle binary may be incorrect.

Action: Check the additional error messages, if any. If the database instance is running as an OS user different from that of the ASM instance, use the "srvctl" command to stop and restart the database to fix the permissions.

ORA-15026: disk '*string*' is not an ASM disk

Cause: The disk did not contain a valid ASM disk header.

Action: Check to see if the data on the disk has been changed by some system administrator action.

ORA-15027: active use of diskgroup "*string*" precludes its dismount

Cause: An ALTER DISKGROUP ... DISMOUNT command specified a diskgroup which had clients with open files in the diskgroup. Diskgroups cannot be dismounted until all open files in the diskgroup are closed.

Action: Stop all clients that are using this diskgroup and retry the ALTER DISKGROUP ... DISMOUNT command. Query the V\$ASM_CLIENT fixed view in an ASM instance or use ASMCMD LSOFF to list active clients.

ORA-15028: ASM file '*string*' not dropped; currently being accessed

Cause: An attempt was made to drop an ASM file, but the file was being accessed by one or more clients and therefore could not be dropped.

Action: Stop all clients that are using this file and retry the drop command. Query the V\$ASM_CLIENT fixed view in an ASM instance or use ASMCMD LSOFF to list active clients.

ORA-15029: disk '*string*' is already mounted by this instance

Cause: An attempt was made to add to a diskgroup a disk that was already mounted by the current instance as part of some (possibly other) diskgroup.

Action: Specify a different disk in the command. Note that not even the FORCE option can be used to correct the situation until the diskgroup containing the disk becomes dismounted by this instance.

ORA-15030: diskgroup name "*string*" is in use by another diskgroup

Cause: A CREATE DISKGROUP command specified a diskgroup name that was already assigned to another diskgroup.

Action: Select a different name for the diskgroup.

ORA-15031: disk specification '*string*' matches no disks

Cause: The device specification string to a CREATE DISKGROUP command did not match any devices which could be discovered.

Action: Check the device specification string matches a disk on the system.

ORA-15032: not all alterations performed

Cause: At least one ALTER DISKGROUP action failed.

Action: Check the other messages issued along with this summary error.

ORA-15033: disk '*string*' belongs to diskgroup "*string*"

Cause: An attempt was made to ADD to a diskgroup (or REPLACE with) a disk that was already part of another diskgroup, or an attempt was made to DROP / OFFLINE / ONLINE / CHECK a disk that was not part of the specified diskgroup.

Action: For ADD and REPLACE, check the path specifier for the disk. If it is certain that the disk is not in use by another diskgroup, the FORCE option may be used to override this check. For the other commands, check the name of the specified disk.

ORA-15034: disk '*string*' does not require the FORCE option

Cause: An attempt was made to add the disk to the diskgroup using the FORCE option. The disk was not found to be in use at the present time, so the FORCE option was not permitted.

Action: Avoid gratuitous use of the FORCE option.

ORA-15035: no disks belong to diskgroup "*string*"

Cause: An attempt was made to mount a diskgroup for which no member disks were discovered.

Action: Specify a valid diskgroup name that contains disks.

ORA-15036: Disk '*string*' is truncated to *string* MB from *string* MB.

Cause: The size of the disk, as reported by the operating system, was smaller than the size of the disk as recorded in the disk header block on the disk.

Action: Check if the system configuration has changed.

ORA-15037: disk '*string*' size *string* MB is smaller than minimum of *string* MB

Cause: The size of the disk, as reported by the operating system, was too small to allow the disk to become part of the diskgroup.

Action: Check if the system configuration is correct.

ORA-15038: disk '*string*' mismatch on '*string*' with target disk group [*string*] [*string*]

Cause: An attempt was made to mount into a disk group a disk whose recorded allocation unit size, metadata block size, physical sector size, logical sector size or creation time stamp was inconsistent with the other disk group members.

Action: Check if the system configuration has changed. Verify disk discovery string.

ORA-15039: diskgroup not dropped

Cause: An attempt to drop a diskgroup failed.

Action: See the associated messages for details about why the drop was not successful.

ORA-15040: diskgroup is incomplete

Cause: Some of the disks comprising a diskgroup were not present.

Action: Check the hardware to ensure that all disks are functional. Also check that the setting of the ASM_DISKSTRING initialization parameter has not changed.

Alternatively, for normal or high redundancy diskgroups, use MOUNT FORCE to offline missing disks as part of mounting the diskgroup.

ORA-15041: diskgroup "*string*" space exhausted

Cause: At least one disk in the diskgroup is out of space.

Action: If all disks are evenly balanced, add more disks to the diskgroup,

ORA-15042: ASM disk "*string*" is missing from group number "*string*"

Cause: The specified disk, which is a necessary part of a diskgroup, could not be found on the system.

Action: Check the hardware configuration.

ORA-15043: ASM disk "*string*" is not a diskgroup member

Cause: The specified disk has been removed from the diskgroup, but a disk matching its name was found.

Action: Check the hardware configuration.

ORA-15044: ASM disk '*string*' is incorrectly named

Cause: Either the specified disk had its contents changed such that it no longer contained an ASM disk name in its header that matches the diskgroup information or its FAILGROUP information may have become inconsistent.

Action: Drop the disk from the diskgroup.

ORA-15045: ASM file name '*string*' is not in reference form

Cause: The ASM file name was not in a form that can be used to reference an existing file because a file/incarnation number or an alias name was not present or a template name was included.

Action: Correct the specified ASM file name.

ORA-15046: ASM file name '*string*' is not in single-file creation form

Cause: The ASM file name was not in a form that can be used to create a single file because a file/incarnation number was present.

Action: Correct the specified ASM file name.

ORA-15047: ASM file name '*string*' is not in multiple-file creation form

Cause: The ASM file name was not in a form that can be used to create multiple files because either a fully-qualified file name or an alias name was present.

Action: Correct the specified ASM file name.

ORA-15048: ASM internal files cannot be deleted

Cause: An attempt was made to delete a metadata file used by ASM to manage the diskgroup.

Action: Check the specified ASM file name.

ORA-15049: diskgroup "*string*" contains *string* error(s)

Cause: Errors were discovered by the ALTER DISKGROUP CHECK command.

Action: See the alert log for details of the errors.

ORA-15050: disk "*string*" contains *string* error(s)

Cause: Errors were discovered by the ALTER DISKGROUP CHECK DISK command.

Action: See the alert log for details of the errors.

ORA-15051: file '*string*' contains *string* error(s)

Cause: Errors were discovered by the ALTER DISKGROUP CHECK FILE command.

Action: See the alert log for details of the errors.

ORA-15052: ASM file name '*string*' is not in diskgroup "*string*"

Cause: The ASM file name did not contain a diskgroup name that specified the correct diskgroup as implied by the other arguments to the command.

Action: Correct the specified ASM file name or diskgroup name.

ORA-15053: diskgroup "*string*" contains existing files

Cause: An attempt was made to drop a diskgroup that still contains existing files.

Action: Specify the INCLUDING CONTENTS option to drop the diskgroup and all of its existing files.

ORA-15054: disk "*string*" does not exist in diskgroup "*string*"

Cause: An attempt was made to alter a disk that is not part of the specified diskgroup.

Action: Check the name of the specified disk and the specified diskgroup.

ORA-15055: unable to connect to ASM instance

Cause: The relational database management system (RDBMS) instance was unable to connect to the required ASM instance when accessing a disk group.

Action: Check the additional error messages. Configure the correct ASM system identifier (SID) or ensure that the RDBMS instance has operating system privileges for ASM SYSDBA.

ORA-15056: additional error message

Cause: An operating system error occurred.

Action: Correct the operating system error and retry the operation.

ORA-15057: specified size of *string* MB is larger than actual size of *string* MB

Cause: A disk size expression exceeded the amount of storage actually available, as reported by the operating system.

Action: Specify a valid size.

ORA-15058: disk '*string*' belongs to an incompatible diskgroup

Cause: An attempt was made to ADD to a diskgroup a disk which was already part of another diskgroup. The other diskgroup was written by a more recent software release.

Action: Check the path specifier for the disk. If it is certain that the disk is not in use by another diskgroup, the FORCE option may be used to override this check.

ORA-15059: invalid device type for ASM disk

Cause: The device type of the discovered disk was not valid for use as an ASM disk.

Action: Check the file path and retry or exclude it from the discovery set. See the accompanying operating system error for additional information.

ORA-15060: template "*string*" does not exist

Cause: A command specified a template name, either directly or as part of an ASM file name, which did not exist.

Action: Check the template specifier in the command.

ORA-15061: ASM operation not supported [*string*]

Cause: An ASM operation was attempted that is invalid or not supported by this version of the ASM instance.

Action: This is an internal error code that is used for maintaining compatibility between software versions and should never be visible to the user; contact Oracle support Services.

ORA-15062: ASM disk is globally closed

Cause: The disk to which the I/O request was issued has gone offline or has been globally closed by the background process. Check other messages in the trace files for more information.

Action: Bring the disk online for I/Os to get through.

ORA-15063: ASM discovered an insufficient number of disks for diskgroup "*string*"

Cause: ASM was unable to find a sufficient number of disks belonging to the diskgroup to continue the operation.

Action: Check that the disks in the diskgroup are present and functioning, that the owner of the ORACLE binary has read/write permission to the disks, and that the ASM_DISKSTRING initialization parameter has been set correctly. Verify that ASM discovers the appropriate disks by querying V\$ASM_DISK from the ASM instance.

ORA-15064: communication failure with ASM instance

Cause: There was a failure to communicate with the ASM instance, most likely because the connection went down.

Action: Check the accompanying error messages for more information on the reason for the failure. Note that database instances will always return this error when the ASM instance is terminated abnormally.

ORA-15065: hash collision for diskgroup names '*string*' and '*string*'

Cause: There was a collision in the group name used for the diskgroup. The diskgroup(s) cannot be mounted using colliding names.

Action: Use a different diskgroup name and also report to Oracle Support Services the two diskgroup names which collided.

ORA-15066: offlining disk "*string*" in group "*string*" may result in a data loss

Cause: Following I/O failures, the disks holding all copies of a data block were attempted to be taken offline.

Action: Check the accompanying error messages for more information on the reason for the disk I/O failures.

ORA-15067: command or option incompatible with diskgroup redundancy

Cause: An attempt was made to use a feature which is not permitted by the diskgroup's redundancy policy. Common examples are forcibly dropping a disk from an EXTERNAL REDUNDANCY diskgroup, using the FAILGROUP clause with an EXTERNAL REDUNDANCY diskgroup, using invalid template attributes, or mounting a HIGH or EXTERNAL redundancy diskgroup for recovery.

Action: Omit the option from the command.

ORA-15068: maximum number of diskgroups *string* already mounted

Cause: An attempt was made to mount more diskgroups than the instance is capable of mounting at one time.

Action: Dismount a mounted diskgroup and retry the command.

ORA-15069: ASM file '*string*' not accessible; timed out waiting for lock

Cause: An attempt was made to access an ASM file, but the file is currently being created, resized, or deleted and therefore cannot be accessed.

Action: No action required, or try again later, after the create or resize has completed.

ORA-15070: maximum number of files *string* exceeded in diskgroup "*string*"

Cause: The diskgroup ran out of space.

Action: Delete some existing ASM files or create files in a new diskgroup.

ORA-15071: ASM disk "*string*" is already being dropped

Cause: An attempt was made to drop or replace a disk that was already in the process of being dropped from the diskgroup. Alternatively, an attempt was made to forcibly drop a disk from a diskgroup using the FORCE option that was already being forcibly dropped from the diskgroup.

Action: Check the ASM disk name and FORCE option as specified in the command.

ORA-15072: command requires at least *string* regular failure groups, discovered only *string*

Cause: An attempt was made to create either a normal redundancy diskgroup for which fewer than two regular failure groups were both specified and discovered, or a high redundancy diskgroup for which fewer than three regular failure groups were both specified and discovered, or an external redundancy diskgroup for which only quorum disks were both specified and discovered.

Action: Check that the command does specify the required number of failure groups, and that all of the specified disks are discovered by ASM. A query of the V \$ASM_DISK fixed view will show which disks are discovered by ASM. Note that a quorum failure group will not be used as a regular failure group. An external redundancy diskgroup requires at least one regular disk.

ORA-15073: diskgroup *string* is mounted by another ASM instance

Cause: An attempt was made to drop a diskgroup that is still mounted somewhere in the cluster by another instance.

Action: Dismount the diskgroup from all nodes except the one performing the drop diskgroup command.

ORA-15074: diskgroup *string* requires rebalance completion

Cause: An attempt was made to repeatedly add or drop disks from a diskgroup. ASM could not perform the operation given the current state of the diskgroup.

Action: Manually invoke the ALTER DISKGROUP REBALANCE command and allow the rebalance to run to completion. Alternatively, invoke the ALTER DISKGROUP UNDROP DISKS command and allow the rebalance to run to completion. After the rebalance has completed, retry the operation.

ORA-15075: disk *string* is not visible on instance number *string*

Cause: An ALTER DISKGROUP ADD DISK command specified a disk that could not be discovered.

Action: Check operating system permissions for the device and the storage subsystem configuration on the specified node.

ORA-15076: Emulating I/O errors on the OSM disk

Cause: The disk to which the I/O request was issued is in an error emulation mode.

Action: Bring the disk online for I/Os to get through.

ORA-15077: could not locate ASM instance serving a required diskgroup

Cause: The instance failed to perform the specified operation because it could not locate a required ASM instance.

Action: If you want to start a database instance, start an ASM instance and mount the required diskgroup. If you want to start an ASM instance, relink the ORACLE binary with ASM_ON or explicitly set INSTANCE_TYPE initialization parameter to ASM.

ORA-15078: ASM diskgroup was forcibly dismounted

Cause: The diskgroup to which the I/O request was issued was forcibly dismounted (with the ALTER DISKGROUP DISMOUNT FORCE command) so that it could not be accessed.

Action: Mount the diskgroup to allow access again.

ORA-15079: ASM file is closed

Cause: The file to which the I/O request was issued was closed. This could have been a consequence of the disk group being dismounted.

Action: Ensure that the disk group is mounted and the file is open.

ORA-15080: synchronous I/O operation failed to *string* block *string* of disk *string* in disk group *string*

Cause: A synchronous I/O operation invoked on a disk has failed.

Action: Ensure that all of the disks are operational.

ORA-15081: failed to submit an I/O operation to a disk

Cause: Submission of an I/O operation to a disk has failed.

Action: Ensure that all of the disks are operational.

ORA-15082: ASM failed to communicate with client

Cause: There was a failure or time out when ASM tried to communicate with a connected RDBMS or Oracle ASM Dynamic Volume Manager (Oracle ADVM) client.

Action: Check the accompanying error messages and alert logs for more information on the reason for the failure. Check system specific logs (/var/log/messages on Linux, Event Log on Windows) for Oracle ADVM messages.

ORA-15083: failed to communicate with ASMB background process

Cause: A database instance failed to communicate with its ASMB background process when attempting to access an ASM file.

Action: Check the alert log for more information on the reason for the failure.

ORA-15084: ASM disk "*string*" is offline and cannot be dropped.

Cause: An attempt was made to drop a disk that is offline.

Action: Check the ASM disk name as specified in the command; or, if needed, use the DROP DISK FORCE option.

ORA-15085: disk "*string*" has inconsistent sector size (expected *string*, actual *string*) with disk group "*string*"

Cause: An attempt to mount a disk group failed because a disk reported an inconsistent sector size value.

Action: Use disks with a sector size consistent with disk group sector size, or ensure that the operating system can accurately report the disk sector size.

ORA-15086: Diskgroup sector size must be specified.

Cause: The `_disk_sector_size_override` parameter was used but the sector disk value was not specified in the command.

Action: Specify the sector size value, or do not set (or do not set to TRUE) the `_disk_sector_size_override` parameter.

ORA-15087: disk '*string*' is formatted as an ext2/ext3 or OCFS2 file system.

Cause: A signature was found on the specified disk indicating that it is in use by an existing ext2/ext3 or OCFS2 file system.

Action: Adjust discovery string and device permissions to exclude previously formatted disks from discovery.

ORA-15088: diskgroup creation incomplete

Cause: A previous failure during diskgroup creation left the diskgroup in an inconsistent state.

Action: Issue DROP DISKGROUP ... FORCE INCLUDING CONTENTS to clean up the failed creation, then re-create the diskgroup.

ORA-15090: handle *string* is not a valid descriptor

Cause: The file handle was not valid in this session.

Action: Submit a handle obtained from a successful call to DBMS_DISKGROUP.OPEN().

ORA-15091: operation incompatible with open handle in this session

Cause: The current session contained an open handle from the DBMS_DISKGROUP PL/SQL package which precluded performing the command.

Action: Execute the command in a different session.

ORA-15092: I/O request size *string* is not a multiple of logical block size *string*

Cause: The length of the request was not a multiple of logical block size.

Action: Correct the error and retry the operation.

ORA-15093: buffer only contains *string* bytes, I/O requested is *string* bytes

Cause: The buffer supplied for write was too small to satisfy the request.

Action: Correct the error and retry the operation.

ORA-15094: attempted to write to file opened in read only mode

Cause: The file handle passed to DBMS_DISKGROUP.WRITE() did not have write privileges.

Action: Obtain a file handle in read-write mode and retry the write operation.

ORA-15095: reached maximum ASM file size (*string* GB) for this disk group

Cause: An ASM file creation or file resize operation exceeded the maximum file size permitted by ASM for this disk group.

Action: Use smaller files. Alternatively, set the disk group attribute compatible.rdbms >= 11.1 if not set already.

ORA-15096: lost disk write detected

Cause: A failure either by disk hardware or disk software caused a disk write to be lost, even though ASM received acknowledgement that the write completed. Alternatively, a clustering hardware failure or a clustering software failure resulted in an ASM instance believing that another ASM instance had crashed, when in fact it was still active.

Action: The disk group is corrupt and cannot be recovered. The disk group must be recreated, and its contents restored from backups.

ORA-15097: cannot SHUTDOWN ASM instance with connected client (process string)

Cause: A SHUTDOWN command was issued to an ASM instance that had one or more connected clients.

Action: Stop all clients that are using this ASM instance and retry the SHUTDOWN command. Alternatively, use the SHUTDOWN ABORT command. Note that issuing the SHUTDOWN ABORT command to an ASM instance results in abnormal termination of all RDBMS instances connected to that ASM instance. One of the active clients has been listed in the error message. Query the V\$ASM_CLIENT fixed view in an ASM instance or use ASMCMD LSCT to list all active clients.

ORA-15098: file type not recognized by ASM instance

Cause: An attempt was made by DB instance to create a file for a file type that is not recognized by current version of ASM instance.

Action: Upgrade ASM to higher version that recognizes this file type.

ORA-15099: disk 'string' is larger than maximum size of string MBs

Cause: The specified size of the disk was too big to allow the disk to become part of the diskgroup.

Action: Specify a smaller disk size than the maximum allowed size. Alternatively, set the compatible.rdbms attribute of the disk group to a value greater than or equal to 12.1 to allow for larger disk sizes.

ORA-15100: invalid or missing diskgroup name

Cause: The command did not specify a valid diskgroup name.

Action: Specify a valid diskgroup name.

ORA-15101: no action specified

Cause: The ALTER DISKGROUP command did not specify any alterations.

Action: Specify at least one operation clause.

ORA-15102: invalid POWER expression

Cause: The syntax of the POWER expression was invalid.

Action: Specify a valid POWER expression.

ORA-15103: conflicting or duplicate REPAIR options

Cause: The command specified conflicting or duplicate REPAIR keywords.

Action: Specify only one REPAIR action.

ORA-15104: conflicting CONTENTS options

Cause: The command specified conflicting or duplicate INCLUDING CONTENTS or EXCLUDING CONTENTS options.

Action: Specify only one option.

ORA-15105: missing or invalid FAILGROUP name

Cause: The command did not specify a valid failure group name.

Action: Specify a valid failure group name.

ORA-15106: missing or invalid operating system disk locator string

Cause: The command did not specify a valid operating system path for the device as a string.

Action: Specify a valid operating system path for the device.

ORA-15107: missing or invalid ASM disk name

Cause: The command did not specify a valid ASM disk name identifier.

Action: Specify a valid ASM disk name identifier.

ORA-15108: missing or invalid template name

Cause: The command did not specify a valid template name identifier.

Action: Specify a valid template name identifier.

ORA-15109: conflicting protection attributes specified

Cause: The command contained an invalid combination of the UNPROTECTED, MIRROR, or PARITY keywords.

Action: Specify only one keyword.

ORA-15110: no diskgroups mounted

Cause: No diskgroups were specified in the ASM_DISKGROUPS parameter, so instance startup or the ALTER DISKGROUP ALL MOUNT command did not mount any diskgroups.

Action: Specify valid diskgroups in the ASM_DISKGROUPS parameter or ignore the error.

ORA-15111: conflicting or duplicate STRIPE options

Cause: The command contained both a FINE and COARSE keyword, or contained the FINE keyword more than once, or contained the COARSE keyword more than once.

Action: Specify only one keyword.

ORA-15112: no diskgroups currently mounted

Cause: An ALTER DISKGROUP ALL command did not find any mounted diskgroups upon which to operate. Either instance shutdown or an ALTER DISKGROUP ALL DISMOUNT command did not dismount any diskgroups, or an ALTER DISKGROUP ALL UNDROP DISKS command did not undrop any disks.

Action: Mount the diskgroups on which you wish to operate or ignore the error.

ORA-15113: alias name '*string*' refers to a directory

Cause: The name specified referred to a directory in the alias directory and not a valid alias entry.

Action: Check the alias name and retry.

ORA-15114: missing or invalid ASM file name

Cause: The command did not specify a valid ASM file name identifier.

Action: Specify a valid ASM file name identifier.

ORA-15115: missing or invalid ASM disk size specifier

Cause: The command did not specify a valid ASM disk size.

Action: Specify a valid ASM disk size.

ORA-15116: invalid combination of ALTER DISKGROUP options

Cause: The ALTER DISKGROUP options may not be combined in this manner.

Action: Issue separate ALTER DISKGROUP commands to accomplish the desired action.

ORA-15117: command only operates on one diskgroup

Cause: An ALTER DISKGROUP, CREATE DISKGROUP, or DROP DISKGROUP command specified a list of diskgroups or the keyword ALL in a context where only a single diskgroup was permitted.

Action: Issue separate ALTER DISKGROUP, CREATE DISKGROUP, or DROP DISKGROUP commands to accomplish the desired action.

ORA-15118: ASM diskgroup '*string*' was forcibly dismounted.

Cause: The diskgroup to which the I/O request was issued was forcibly dismounted (with the ALTER DISKGROUP DISMOUNT FORCE command) so that it could not be accessed.

Action: Mount the diskgroup to allow access again.

ORA-15119: too many disk groups (*string*); maximum allowed *string*

Cause: An attempt was made to mount more than the maximum allowed number of disk groups.

Action: Do not attempt to mount more than the maximum allowed number of disk groups. Check ASM instance parameters.

ORA-15120: ASM file name '*string*' does not begin with the ASM prefix character

Cause: A file name was specified to ASM which did not begin with the ASM prefix character (currently '+'). ASM uses the prefix to determine that a file specification is in fact an ASM file.

Action: Correct the file name specification.

ORA-15121: ASM file name '*string*' contains an invalid diskgroup name

Cause: A file name was specified that did not contain a valid diskgroup name. The diskgroup name follows immediately after the ASM prefix character. It must start with an alphabetic character, and consist of up to 30 characters which are alphabetic, numeric, or the characters '\$' and '_'.

Action: Correct the file name specification.

ORA-15122: ASM file name '*string*' contains an invalid file number

Cause: A numeric file name was specified which did not contain a valid ASM file number. The ASM file number follows immediately after the diskgroup name. It must be preceded by a '.' character, and contain only numeric characters.

Action: Correct the file name specification.

ORA-15123: ASM file name '*string*' contains an invalid incarnation number

Cause: A numeric file name was specified which did not contain a valid ASM incarnation number. The ASM incarnation number follows immediately after the ASM file number. It must be preceded by a '.' character, and contain only numeric characters.

Action: Correct the file name specification.

ORA-15124: ASM file name '*string*' contains an invalid alias name

Cause: A file name was specified which did not contain a valid ASM alias name. The ASM alias name, if present, follows immediately after the diskgroup name, in place of the ASM file number. It must be preceded by a slash, start with an alphabetic character, and consist of up to 48 characters which are alphabetic, numeric, or the characters '\$', '_', '-', or '#'. A space can separate two parts of an alias name.

Action: Correct the file name specification.

ORA-15125: ASM file name '*string*' contains an invalid template name

Cause: A file name was specified to ASM which did not contain a valid template name. The template name, if present, follows immediately after the ASM incarnation number or the ASM alias name, if such is used in place of the ASM file number. It must be enclosed in parenthesis, start with an alphabetic character, and consist of up to 30 characters which are alphabetic, numeric, or the characters '\$' and '_'.

Action: Correct the file name specification.

ORA-15126: component within ASM file name '*string*' exceeds maximum length

Cause: The maximum identifier length of 48 characters was exceeded for the diskgroup name, template name, or alias name field within the ASM file name.

Action: Correct the file name specification.

ORA-15127: ASM file name '*string*' cannot use templates

Cause: A fully qualified ASM file name was specified. Such a specification does not permit the inclusion of a template name in the ASM file name.

Action: Correct the file name specification.

ORA-15128: ASM file name '*string*' exceeds maximum length *string*

Cause: The maximum ASM file name length of 256 characters was exceeded for the combination of diskgroup name, file number, template name, alias name plus punctuation within the ASM file name.

Action: Correct the file name specification.

ORA-15129: entry '*string*' does not refer to a valid directory

Cause: The entry indicated did not refer to a directory. Attempt was made to access the contents of this directory.

Action: Correct the error and try again.

ORA-15130: diskgroup "*string*" is being dismantled

Cause: The diskgroup is being dismantled by request or because an I/O error was encountered that could not be handled by taking the disks offline. A disk cannot be offlined whenever doing so could result in all copies of a redundant extent being unavailable.

Action: Repair the hardware problem and re-mount the diskgroup. Refer to the alert log to determine which disks have failed.

ORA-15131: block *string* of file *string* in diskgroup *string* could not be read

Cause: A block could not be read because the disk containing the block is either offline or an I/O error occurred while reading the block. If this is mirrored file, then all disks that contain a copy of the block are either offline or received errors.

Action: Repair the affected disk and bring it back online. Refer to accompanying error messages to determine which disk has failed.

ORA-15132: block *string* of file *string* in diskgroup *string* could not be written

Cause: A block could not be written because the disk containing the block is either offline or an I/O error occurred while writing the block. If this is mirrored file, then insufficient disks which contain a copy of the block are either offline or received errors.

Action: Repair the affected disk and bring it back online. Refer to accompanying error messages to determine which disk has failed.

ORA-15133: instance recovery required for diskgroup *string*

Cause: An instance in the cluster crashed making instance recovery necessary.

Action: None. This error should not normally be seen by an ASM client. ASM will trap this error and retry the operation after doing instance recovery automatically.

ORA-15134: mirror resilvering not supported for *string*

Cause: The specified device requires oracle to take mirror resilvering responsibility. ASM does not resilver logical volume manager (lvm) based mirrors.

Action: Disable lvm-based mirroring or set the parameter `_asm_allow_lvm_resilvering` to TRUE. One might experience performance degradation when lvm-based resilvering is enabled with ASM.

ORA-15135: The *string* cluster is not in rolling patch state. The patch level [*string*] of instance *string* is not the same as the current cluster patch level [*string*].

Cause: During startup, this instance found one or more other instances running at a different patch level, and the cluster was not in rolling patch state. Startup of this instance failed.

Action: The patch level of this instance differs from the cluster patch level. If the intention is to patch the cluster using the rolling option, then set the cluster in rolling patch state using the 'crsctl start rollingpatch' command from an active node, and restart Oracle Clusterware on this node. If the intention is to patch the cluster in a non-rolling manner, and the patch has been applied on the local node, then stop all of the active nodes in the cluster that have a patch level that does not match the patch level of the current node. Use the 'crsctl query crs softwarepatch *host*' command to retrieve the configured patch level of a node. If the intention is to patch the cluster in a non-rolling manner, and the patch has not been applied on the local node, then apply the requisite patch, and restart Oracle Clusterware on this node. Patches applied on a node can be obtained by issuing the the 'crsctl query crs releasepatch' command.

ORA-15136: cluster in rolling patch from patch level [*string*] to [*string*]

Cause: The current patch level of the instance was incompatible with the rolling patch operation of the cluster.

Action: The patch level of the new member instance must be one of the two patch levels involved in the rolling patch operation.

ORA-15137: The *string* cluster is in rolling patch state.

Cause: The cluster was already in the middle of rolling patch.

Action: Rolling patch needs to be stopped before attempting to start again.

ORA-15138: cluster rolling patch incomplete

Cause: The cluster was still performing rolling patch.

Action: Ensure that all of the instances in the cluster are patched before retrying the command.

ORA-15139: patch level of *string* instances differ in cluster

Cause: Not all of the instances in the cluster had the same set of patches.

Action: Ensure that all of the instances in the cluster have the same patches before retrying the command. Find the configured patch level on a node using the 'crsctl query crs softwarepatch' command.

ORA-15140: rolling patch prevented by *string*

Cause: One or more instances were blocking the rolling patch.

Action: Terminate or wait until the reported operation is complete before attempting the rolling patch to the cluster.

ORA-15141: The *string* cluster is not in either rolling upgrade or rolling patch state.

Cause: The ALTER SYSTEM STOP ROLLING MIGRATION or ALTER SYSTEM STOP ROLLING PATCH command was executed when the cluster was not in either the rolling upgrade or rolling patch state.

Action: The system has to be set to rolling upgrade or rolling patch state before attempting to execute the command.

ORA-15142: either MIGRATION or PATCH keyword expected

Cause: The keyword was missing.

Action: Supply the missing keyword.

ORA-15143: either APPLY or ROLLBACK keyword expected

Cause: The keyword was missing.

Action: Supply the missing keyword.

ORA-15144: disk '*string*' is about to fail

Cause: An attempt was made to ADD (or REPLACE) a failing disk to a disk group.

Action: Specify a different disk in the command. Note that not even the FORCE option can be used to add the disk to the disk group.

ORA-15145: ASM disk '*string*' is online and cannot be replaced.

Cause: The REPLACE DISK operation specified a disk which is online.

Action: Check to confirm that the ASM disk is offline. Online disks can be replaced while maintaining redundancy by issuing ADD and DROP disk commands in a single SQL statement.

ORA-15146: Rolling migration or patching operation failed

Cause: Operation failed due to temporary issue.

Action: Retry the command.

ORA-15147: failed to start the instance

Cause: The instance could not be started during rolling upgrade from ASM instance versions prior to 12.1.0.0.0

Action: Complete the rolling upgrade process and start the instance.

ORA-15148: Too many CRS users are created.

Cause: The number of CRS users has reached its limit of 999. The situation is unexpected.

Action: Check to see why so many CRS users are created.

ORA-15149: another ASM instance found running on the host

Cause: Another ASM instance found on the host. Only one ASM instance is supported on a host.

Action: Shut down the other instance before starting this ASM instance.

ORA-15150: instance lock mode '*string*' conflicts with other ASM instance(s)

Cause: Some other ASM instance used the lock name space in a conflicting mode.

Action: Shut down the other instance or start up in compatible mode. Alternatively, set the DB_UNIQUE_NAME initialization parameter to avoid the conflict.

ORA-15151: missing or invalid version number for rolling migration

Cause: The command did not specify a valid version number.

Action: Correct the version number in the command. It should be of the form v#.#.#.# or other forms with fewer numbers delimited by a period. The version number must be different from the current software version of the instance.

ORA-15152: The *string* cluster is in rolling upgrade state.

Cause: The cluster was already in the middle of rolling upgrade.

Action: Rolling upgrade needs to be stopped before attempting to start again.

ORA-15153: The *string* cluster is not in rolling upgrade state. The version [*string*] of instance *string* is not the same as the current cluster version [*string*].

Cause: During startup, this instance found one or more other instances running at a different version, and the cluster was not in rolling upgrade state. Startup of this instance failed.

Action: The version of this instance differs from the cluster version. If the intention is to upgrade the cluster using the rolling option, then set the cluster in rolling upgrade state using the 'crsctl start rollingupgrade' command from an active node, and restart Oracle Clusterware on this node. If the intention is to upgrade the cluster in a non-rolling manner, and the local node has already been upgraded, then stop all of the active nodes in the cluster that have an older version than the current node. Use the 'crsctl query crs softwareversion *host*' command to retrieve the configured version of a node. If the intention is to upgrade the cluster in a non-rolling manner, and the local node has not been upgraded yet, then upgrade the node by running the rootupgrade.sh script.

ORA-15154: cluster rolling upgrade incomplete

Cause: The cluster was still performing rolling upgrade.

Action: Ensure that all the instances in the cluster are upgraded before retrying the command.

ORA-15155: version incompatible with the cluster

Cause: The current software version of the instance was incompatible with the other members of the cluster.

Action: Ensure that all of the members of the cluster are at the same version. If you are attempting to perform a rolling upgrade, execute the ALTER SYSTEM START ROLLING statement. Ensure that the version being upgraded to is compatible with the existing version of the cluster.

ORA-15156: cluster in rolling upgrade from version [*string*] to [*string*]

Cause: The current software version of the instance was incompatible with the rolling upgrade operation of the cluster.

Action: The version number of new member instance must be one of the two versions involved in the rolling upgrade.

ORA-15157: rolling migration is not allowed

Cause: The cluster was not capable of handling ASM rolling migration.

Action: The Oracle Cluster Services is using vendor clusterware. Oracle cannot perform rolling upgrade or downgrade using vendor cluster ware. Restart ASM instances using Oracle cluster ware and retry the operation.

ORA-15158: rolling upgrade prevented by *string*

Cause: One or more instances were blocking the rolling upgrade.

Action: Terminate or wait until the reported operation is complete before attempting the rolling upgrade to the cluster.

ORA-15160: rolling migration internal fatal error in module *string,string*

Cause: Rolling migration experienced a fatal error.

Action: Please contact Oracle support services.

ORA-15161: invalid SYS_CLUSTER_PROPERTIES parameter

Cause: The parameter passed in for SYS_CLUSTER_PROPERTIES is invalid

Action: Pass in the correct parameter, refer to user documentation for a list of allowed parameter values.

ORA-15162: cluster in rolling downgrade

Cause: The cluster was already in the middle of rolling downgrade.

Action: Rolling downgrade needs to be stopped before attempting to start again.

ORA-15163: cluster is not in the rolling downgrade to *string*

Cause: The cluster was not in the rolling downgrade.

Action: Start the rolling downgrade using the ALTER SYSTEM START ROLLING MIGRATION command from another ASM instance and restart this instance.

ORA-15164: cluster rolling downgrade incomplete

Cause: The cluster was still performing rolling downgrade.

Action: Ensure that all the instances in the cluster are downgraded before retrying the command.

ORA-15165: rolling migration not allowed with the versions specified

Cause: One of the following requirements were not met: - The From version is not compatible. - The To version is less than or equal to the From version. - Neither the From nor the To version matches the current version. - The From version is less than 12.1.0.2.0.

Action: Ensure that the From and the To versions specified are legitimate.

ORA-15166: cluster in rolling downgrade from version [*string*] to [*string*]

Cause: The current software version of the instance was incompatible with the rolling downgrade operation of the cluster.

Action: The version number of new member instance must be one of the two versions involved in the rolling downgrade.

ORA-15167: command requires at least *string* failure groups; found only *string*

Cause: An attempt to convert disk group redundancy failed because of insufficient failure groups.

Action: Add enough failure groups to the disk group and then retry converting the disk group redundancy to flex.

ORA-15168: rolling downgrade prevented by *string*

Cause: One or more instances were blocking the rolling downgrade.

Action: Terminate or wait until the reported operation is complete before attempting the rolling downgrade to the cluster.

ORA-15169: destination '*string*' is a subdirectory of '*string*'

Cause: Attempt to rename directory failed because the new directory name was a subdirectory of the original directory.

Action: Correct the path of the destination and try again.

ORA-15170: cannot add entry '*string*' in directory '*string*'

Cause: Other errors prevented directory/alias creation.

Action: Correct the errors and try again.

ORA-15171: invalid syntax in the alias path after '*string*'

Cause: An invalid alias/directory name syntax was specified.

Action: Correct the alias path and try again.

ORA-15173: entry '*string*' does not exist in directory '*string*'

Cause: The specified alias did not exist in the given directory.

Action: Correct the alias path and try again.

ORA-15174: unable to create alias name

Cause: An attempt to create an alias name for an ASM file failed.

Action: Check the alert logs and trace files of the Oracle ASM instance for more information on the failure, as well as checking the accompanying error messages.

ORA-15175: cannot create alias for diskgroup metadata file '*string*'

Cause: An attempt was made to create an alias for a diskgroup metadata file.

Action: Correct the alias path and try again.

ORA-15176: file '*string*' already has an alias associated with it

Cause: An attempt was made to create an alias for a file that already had an existing alias.

Action: Correct the file name and try again or drop existing alias.

ORA-15177: cannot operate on system aliases

Cause: An attempt was made to modify a system alias.

Action: Correct the alias name and try again.

ORA-15178: directory '*string*' is not empty; cannot drop this directory

Cause: An attempt was made to drop a directory that contained valid entries.

Action: Correct the directory path or specify the FORCE option to drop a directory that is not empty.

ORA-15179: missing or invalid alias name

Cause: The command did not specify a valid alias identifier.

Action: Specify a valid alias identifier.

ORA-15180: could not open dynamic library *string*, error [*string*]

Cause: The library was not accessible

Action: Correct the permissions of the library and try again.

ORA-15181: symbol [*string*] not found in library *string*, error [*string*]

Cause: An error was encountered while loading the specified ASMLIB symbol.

Action: Correct the error reported and try again.

ORA-15182: ASMLIB [*string*] version mismatch, ORACLE version [*string*]

Cause: The ASMLIB version reported is not supported by the ORACLE binary.

Action: Install the correct library and try again.

ORA-15183: ASMLIB initialization error [*string*]

Cause: Unable to initialize the ASMLIB in ORACLE.

Action: Check the configuration of ASMLIB or deinstall ASMLIB if not used.

ORA-15184: ASMLIB error could not be determined [*string*] [*string*]

Cause: An error was encountered which cannot be diagnosed further.

Action: Contact ASMLIB library vendor for support.

ORA-15185: could not close dynamic library *string*, error [*string*]

Cause: Could not close the dynamic library.

Action: Contact ASMLIB library vendor for support.

ORA-15186: ASMLIB error function = [*string*], error = [*string*], mesg = [*string*]

Cause: An error occurred during a call to function listed in the error.

Action: The detailed message associated with the error is listed along with the error. Correct the error and try again or contact ASMLIB library vendor for support.

ORA-15187: Incompatible RDBMS operation [*string*] pushed to storage

Cause: RDBMS to storage version mismatched with incompatibility operation.

Action: Upgrade RDBMS to match storage version.

ORA-15188: process terminated due to an ASMLIB error

Cause: A process was terminated as a result of an ASMLIB error.

Action: See the alert log for more information. Reconnect to the database or the ASM instance. If the process termination resulted in instance termination, restart the instance.

ORA-15192: invalid ASM disk header [*string*] [*string*] [*string*] [*string*] [*string*]

Cause: ASM encountered an invalid disk header.

Action: Contact Oracle Support Services.

ORA-15196: invalid ASM block header [*string:string*] [*string*] [*string*] [*string*] [*string*] [*string* != *string*]

Cause: ASM encountered an invalid metadata block.

Action: Contact Oracle Support Services.

ORA-15197: suppressing *string* additional ASM messages

Cause: The ASM command generated so many errors that this summary message was reported in place of many individual messages.

Action: If the command contained multiple actions, try separating each action into its own command and executing each command by itself. Otherwise, try not to generate so many errors.

ORA-15198: operation *string* is not yet available

Cause: An unimplemented operation was attempted.

Action: Consider upgrading to later releases as they become available.

ORA-15200: initialization parameter *string* (*string*) is not a power of two

Cause: The value specified for this initialization parameter was not a power of two.

Action: Correct the initialization parameter value and restart the instance.

ORA-15201: disk *string* contains a valid RDBMS file or foreign volume

Cause: A disk specified in a CREATE DISKGROUP or ALTER DISKGROUP ... ADD DISK command appeared to contain a file from an existing database or a foreign volume. By default, as a safeguard against damaging an existing database or foreign volume, ASM does not allow a disk group to be created using this disk.

Action: Check that the ASM disk specification is correct. Otherwise, when storage from a defunct database or unmounted foreign volume is reused as part of an ASM disk group, specify the FORCE option to the ASM SQL command. See the alert log for more information.

ORA-15202: cannot create additional ASM internal change segment

Cause: The mount of a diskgroup by an additional instance in a RAC cluster required more space for internal use by ASM than was available in the diskgroup.

Action: Delete unused files from the diskgroup or add additional disks to the diskgroup and retry the operation.

ORA-15203: diskgroup *string* contains disks from an incompatible version of ASM

Cause: Diskgroup was created by an ASM instance with a higher compatibility setting.

Action: Use an ASM instance with the appropriate software version to mount the diskgroup.

ORA-15204: database version *string* is incompatible with diskgroup *string*

Cause: The COMPATIBLE parameter for the RDBMS instance is less than the value of the compatible.rdbms attribute for the disk group.

Action: Update the COMPATIBLE parameter for RDBMS instance to a version greater than or equal to compatible.rdbms version. The compatible attributes for diskgroups cannot be lowered.

ORA-15205: requested mirror side unavailable

Cause: The requested mirror side of a block is either unallocated or allocated on a disk that has been dropped from the diskgroup.

Action: Resubmit the request or try another mirror side.

ORA-15206: duplicate diskgroup *string* specified

Cause: A command specified the same diskgroup twice.

Action: Specify each diskgroup only once.

ORA-15210: conflicting or duplicate PERMISSION options

Cause: The PERMISSION clause contained the USER, GROUP, or OTHER keyword more than once.

Action: Specify each keyword, at most, once.

ORA-15211: conflicting or duplicate OWNERSHIP options

Cause: The OWNERSHIP clause contained either the OWNER or the GROUP keyword more than once.

Action: Specify each keyword, at most, once.

ORA-15212: missing or invalid OWNER or GROUP name

Cause: The command did not specify a valid name for either the OWNER or the GROUP keyword.

Action: Specify a valid name for either the OWNER or the GROUP keyword.

ORA-15213: command operates on only one attribute

Cause: More than one disk group attribute was specified in the ALTER DISKGROUP statement.

Action: Specify only one disk group attribute per ALTER DISKGROUP statement.

ORA-15214: missing or invalid attribute specification

Cause: The command did not specify a valid attribute name or a valid attribute value.

Action: Specify a valid attribute name and value pair.

ORA-15215: missing or invalid user name

Cause: The command did not specify a valid user name.

Action: Specify a valid user name.

ORA-15216: missing or invalid user group name

Cause: The command did not specify a valid user group name.

Action: Specify a valid user group name.

ORA-15217: missing or invalid timeout value after DROP AFTER

Cause: The command did not specify a valid timeout value after the DROP AFTER clause.

Action: Specify a valid timeout value after the DROP AFTER clause.

ORA-15218: timeout value exceeded range

Cause: The OFFLINE timeout value exceeded the range of 0-136 years, inclusive. 136 years are 49674 days, 1192176 hours, and 71530560 minutes.

Action: Specify a timeout value within the range of 0-136 years, inclusive.

ORA-15219: conflicting or duplicate disk region options

Cause: The command contained one or more of the following: - both the HOT and the COLD keywords - both the MIRRORHOT and the MIRRORCOLD keywords - the HOT keyword more than once - the COLD keyword more than once - the MIRRORHOT keyword more than once - the MIRRORCOLD keyword more than once

Action: Specify either the HOT or the COLD keyword and either the MIRRORHOT or the MIRRORCOLD keyword, at most, once.

ORA-15220: invalid file attribute specification

Cause: The keyword UNPROTECTED, MIRROR, HIGH, FINE, or COARSE was specified in a MODIFY FILE clause. These file attributes are immutable once a file is created.

Action: Specify a disk region keyword; for example, HOT, COLD, MIRRORHOT, or MIRRORCOLD.

ORA-15221: ASM operation requires compatible.asm of *string* or higher

Cause: The ASM operation specified requires a higher disk group attribute value for compatible.asm.

Action: Set the disk group attribute compatible.asm to or above the requested version.

ORA-15222: ASM disk "*string*" is offline and cannot be renamed.

Cause: An attempt was made to rename a disk that is offline.

Action: Check the ASM disk name as specified in the command.

ORA-15223: conflicting disk operations for *string*

Cause: An attempt was made to ADD and DROP the specified ASM disk in the same statement.

Action: Revise the statement to specify distinct ASM disks in the ADD disk and DROP disk clauses.

ORA-15224: disk "*string*" is already provisioned for ASM

Cause: An attempt was made to label a disk that is already provisioned for ASM.

Action: Check the ASM disk name as specified in the command.

ORA-15225: label name '*string*' is already in use

Cause: A LABEL SET command specified a label name that was already used by another ASM disk.

Action: Select a different name for the label.

ORA-15226: label name '*string*' is not used by ASM

Cause: A LABEL CLEAR command specified a label name that was not used by ASM.

Action: Select a different name for the label.

ORA-15227: could not perform label set/clear operation

Cause: An error occurred while setting/clearing the ASM label.

Action: Look at the underlying error(s) on the error stack. Check other messages in the trace files for more information.

ORA-15230: diskgroup '*string*' does not require the FORCE option

Cause: An attempt was made to MOUNT or DROP a disk group with the FORCE option.

Action: MOUNT and DROP diskgroup with the FORCE option are only permitted if the diskgroup cannot be mounted normally.

ORA-15231: advancing diskgroup compatibility would exclude connected clients

Cause: Disk group compatibility could not be advanced because connected clients were at a lower compatibility than the target value.

Action: Ensure that all connected clients are at the target compatibility level or higher.

ORA-15232: command requires all disks in diskgroup *string* to be online

Cause: Disk group compatibility could not be advanced because some disks are offline.

Action: Retry the command after offline disks are dropped.

ORA-15233: cannot advance diskgroup compatibility due to [*string*]

Cause: Disk group compatibility could not be advanced because of errors.

Action: Check the alert log for more information on the reason for the failure.

ORA-15234: target RDBMS compatibility (*string*) exceeds ASM compatibility (*string*)

Cause: An attempt was made to advance RDBMS compatibility beyond the disk group's ASM compatibility.

Action: Advance ASM compatibility before advancing RDBMS compatibility.

ORA-15235: diskgroup *string* mount mode conflicts with existing mount

Cause: The mode specified in the diskgroup mount command conflicted with the mode in which it was mounted on some other instance.

Action: Specify a compatible mode in the diskgroup mount command.

ORA-15236: diskgroup *string* mounted in restricted mode

Cause: The specified diskgroup was mounted in restricted mode prohibiting client access.

Action: Dismount the diskgroup and remount it in appropriate mode.

ORA-15237: invalid attribute *string* to CREATE DISKGROUP command

Cause: An invalid attribute was specified with the CREATE DISKGROUP command.

Action: Check the valid attributes for CREATE DISKGROUP command and specify a valid one.

ORA-15238: *string* is not a valid value for attribute *string*

Cause: The specified value was not valid for the attribute.

Action: Check the attribute name and value.

ORA-15239: allocation unit size higher than *string* requires RDBMS compatibility *string*

Cause: The allocation unit size requested exceeded the limit imposed by the RDBMS compatibility setting.

Action: Use a smaller allocation unit size or specify a higher RDBMS compatibility setting.

ORA-15240: attribute name *string* is invalid

Cause: The attribute name was not valid or was not recognized.

Action: Check the attribute name.

ORA-15241: attribute *string* is read only

Cause: The attribute value is read-only and cannot be changed.

Action: None. The attribute value cannot be changed.

ORA-15242: could not set attribute *string*

Cause: An error occurred while setting the attribute.

Action: Look at the underlying error(s) on the error stack.

ORA-15243: *string* is not a valid version number

Cause: The given version number was invalid, or not valid in this context.

Action: Verify that the version number is valid and is appropriate for this command. Check for additional errors reported.

ORA-15244: new compatibility setting less than current [*string*]

Cause: The compatibility setting was invalid. The compatibility setting can only be advanced.

Action: Check the version number.

ORA-15245: ASM disk *string* is already online or being brought online.

Cause: An attempt was made to bring a disk online that was either already online or was being brought online.

Action: Change the ONLINE statement to exclude the disk.

ORA-15246: cannot bring ASM disk *string* both online and then offline in the same statement

Cause: An attempt was made to bring the specified disk both online and offline in the same statement.

Action: Revise the statement to either bring the disk online or take the disk offline.

ORA-15247: cannot specify both WAIT and NOWAIT options in the same statement

Cause: An attempt was made to specify both WAIT and NOWAIT options in the same statement.

Action: Revise the statement and include at most one option.

ORA-15248: ASM attributes feature not enabled

Cause: The ASM attributes feature was not enabled.

Action: Advance disk group ASM compatibility to version 11.1.0 or newer.

ORA-15249: could not locate ASM attribute *string*

Cause: The specified attribute could not be accessed.

Action: Check the attribute name and examine underlying error(s) on the error stack.

ORA-15250: insufficient diskgroup space for rebalance completion

Cause: The command attempted to reduce the available diskgroup space below the current space used.

Action: Consult V\$ASM_DISK to determine the space requirements for the diskgroup contents, and repeat the command after making the required storage available.

ORA-15251: only restricted mount is allowed in the ASM instance

Cause: The ASM instance was started in restricted mode, and an attempt was made to mount a diskgroup in non-restricted mode.

Action: Start the ASM instance in non-restricted mode and mount the diskgroup again, or mount the diskgroup in restricted mode.

ORA-15252: user name '*string*' does not exist in OS user dictionary

Cause: The specified user name was not a valid operating system user.

Action: Specify a valid operating system user.

ORA-15253: user group name '*string*' exceeds limit of *string* characters

Cause: The length of the specified user group name exceeded the maximum limit.

Action: Reduce the length of the user group name to a value within the limit.

ORA-15254: user group '*string*' already exists in disk group

Cause: The specified user group name already existed in the disk group.

Action: Specify a different user group name.

ORA-15255: user group '*string*' does not exist in disk group '*string*'

Cause: The specified user group name did not exist in the disk group.

Action: Specify a valid user group name.

ORA-15256: user '*string*' is already a member of user group '*string*'

Cause: The specified user was already a member of the specified user group.

Action: Specify either an alternate user or an alternate user group.

ORA-15257: exceeded *string* number of members per user group

Cause: The maximum number of members per user group was exceeded.

Action: Delete existing members of the user group to create space.

ORA-15258: user group entry number must be between *string* and *string*, inclusive

Cause: The specified user group entry number was beyond the acceptable range.

Action: Specify a valid value for the user group entry number.

ORA-15259: user '*string*' is not a member of user group '*string*'

Cause: The specified user was not a member of the specified user group.

Action: Specify either an alternate user or an alternate user group.

ORA-15260: permission denied on ASM disk group

Cause: An attempt was made to perform an operation on an ASM disk group without the appropriate privileges.

Action: Ask the ASM administrator to perform the operation or grant the required privileges.

ORA-15261: user '*string*' already exists in disk group '*string*'

Cause: The specified UID already existed in the disk group.

Action: Specify a different UID.

ORA-15262: user '*string*' does not exist in disk group '*string*'

Cause: The specified UID did not exist in the disk group.

Action: Specify a user with a valid UID.

ORA-15263: user name '*string*' exceeds limit of *string* characters

Cause: The length of the specified user name exceeded the maximum limit.

Action: Reduce the length of the user name to a value within the limit.

ORA-15264: Operating system function returned error *string*

Cause: An operating system error occurred.

Action: Correct the operating system error and retry the operation.

ORA-15265: user identification number not in range of [*string,string*]

Cause: The operating system user identification number exceeded the maximum value.

Action: Change the user identification number to a value within the accepted range.

ORA-15266: user identification number '*string*' is not allowed

Cause: This user identification number is used internally by ASM.

Action: Please choose a different user identification number.

ORA-15268: internal Oracle file *string* already exists.

Cause: File was already in existence.

Action: This is an internal error. Contact Oracle Support Services.

ORA-15269: group identification number not in range of [*string,string*]

Cause: The operating system group identification number exceeded the maximum value.

Action: Change the group identification number to a value within the accepted range.

ORA-15270: disk *string* is not a quorum disk

Cause: The specified disk was not a quorum disk.

Action: Retry the operation without the quorum attribute for the disk.

ORA-15271: failgroup *string* is a quorum failgroup

Cause: The specified failgroup was a quorum failgroup.

Action: Retry the operation with the quorum attribute for the failgroup.

ORA-15272: failgroup *string* is not a quorum failgroup

Cause: The specified failgroup was not a quorum failgroup.

Action: Retry the operation without the quorum attribute for the failgroup.

ORA-15273: Could not create the required number of voting files.

Cause: The required number of voting files could not be created. See accompanying messages for possible causes.

Action: See accompanying messages for possible actions.

ORA-15274: Not enough failgroups (*string*) to create voting files

Cause: The number of failgroups required for this redundancy were not present in the diskgroup to create voting files.

Action: Retry the operation after creating new failgroup(s).

ORA-15275: Not enough contiguous space (*string* AUs) in disk *string* to allocate a voting file

Cause: The specified disk did not have enough space to allocate a voting file on it.

Action: Ensure that there is at least 1 disk with the required space in atleast the required number of failgroups for the diskgroup.

ORA-15276: ASM diskgroup *string* has cluster voting files

Cause: An attempt was made to drop a diskgroup that contained cluster voting files.

Action: Move the cluster voting files out of the diskgroup and retry the operation.

ORA-15277: disk *string* is a quorum disk

Cause: The specified disk was a quorum disk.

Action: Retry the operation with the quorum attribute for the disk.

ORA-15278: external redundancy diskgroup requires at least one regular disk

Cause: An attempt was made to create an external redundancy diskgroup with only quorum disks.

Action: Specify atleast one regular disk to create an external redundancy diskgroup.

ORA-15279: user '*string*' is currently being deleted

Cause: The specified user was in the process of being deleted and could not be used.

Action: Either abandon this operation or specify a different user.

ORA-15280: user '*string*' owns existing files

Cause: An attempt was made to drop a user that still owns existing files.

Action: Specify the CASCADE option to drop the user and all of the owned files.

ORA-15281: not all specified disks were brought ONLINE

Cause: Some of the disks specified either experienced I/O errors while being brought ONLINE, or were simultaneously brought OFFLINE or dropped in another session, or were full.

Action: Query V\$ASM_DISK or use ASMCMD LSDSK to determine which disks were not brought ONLINE. Inspect any additional error messages and the alert log to determine the exact cause. If some of the disks failed, either fix the cause of the failures or drop the disks. If some of the disks are full, either free space in the disk group or add new disks to the diskgroup.

ORA-15282: Cluster Synchronization Services operation '*string*' failed with error '*string*'.

Cause: This is an internal error.

Action: Check the accompanying error messages. Contact Oracle Support Services.

ORA-15283: ASM operation requires compatible.rdbms of *string* or higher

Cause: The ASM operation specified requires a higher disk group attribute value for compatible.rdbms.

Action: Set the disk group attribute compatible.rdbms to or above the requested version.

ORA-15284: ASM terminated ALTER DISKGROUP ONLINE

Cause: None of the disks specified by ALTER DISKGROUP ONLINE could be brought ONLINE.

Action: Inspect additional error messages and the alert log to determine why the specified disks cannot be brought ONLINE.

ORA-15285: disk '*string*' violates disk group attribute *string*

Cause: Including the specified disk would violate a restriction imposed by the specified disk group attribute.

Action: Retry the operation while omitting the offending disk or change the attribute.

ORA-15286: could not set disk group attribute *string* due to offline disks

Cause: The specified disk group attribute could not be set because the disk group includes offline disks.

Action: Retry the operation after the offline disks in this disk group are dropped or brought online.

ORA-15287: could not set disk group attribute *string* due to incompatible disks

Cause: The specified disk group attribute could not be set because the disk group includes disks that conflict with the new value.

Action: Retry the operation after dropping the conflicting disks in this disk group.

ORA-15288: disk(s) require disk group attribute *string* clause

Cause: Some of the disks specified by the command also require the specified disk group attribute to be stated.

Action: Retry the command including an ATTRIBUTE clause for the required disk group attribute. Alternatively, omit the disks that require setting the disk group attribute. See the alert log for additional information on the disks that require setting the disk group attribute.

ORA-15289: disk *string* is limited to *string* MB on instance *string*

Cause: An ALTER DISKGROUP ADD DISK or RESIZE DISK command specified a disk with a size greater than the specified instance could use.

Action: Check the storage subsystem configuration on the specified node.

ORA-15290: operation not permitted on offline disk *string*

Cause: An attempt was made to specify an operation that is only permitted on disks that are online. The specified disk was not online.

Action: Online the disk or wait for online to complete before retrying the operation.

ORA-15291: ASM could not add disk "*string*" to disk group "*string*"

Cause: An attempt was made to add a disk to a disk group while the distribution of disks in failure groups was too uneven.

Action: Add or drop disks to or from failure groups to balance their distribution in all failure groups and retry the operation.

ORA-15292: Disk name *string* is being used by another disk

Cause: The specified disk name could not be reused because an 11.1.0.6.0 or earlier database instance had it cached in memory.

Action: Do one of the following - Specify a different name for the disk. - Wait for the rebalance to complete successfully. - Identify the database instance with the problem and shut it down before retrying the command.

ORA-15293: operation disallowed by ASM_POWER_LIMIT

Cause: This operation required data movement in order to complete successfully. However, ASM_POWER_LIMIT was set to zero, thereby preventing this operation.

Action: Repeat the operation after setting ASM_POWER_LIMIT to a non-zero value.

ORA-15294: SYSASM privilege not allowed on database instance

Cause: The SYSASM privilege was not allowed on this database instance; it is allowed only on an ASM instance.

Action: Use either the SYSDBA or the SYSOPER privilege.

ORA-15295: ASM instance software version *string* less than client version *string*

Cause: The ASM instance software version was less than the client version.

Action: Upgrade the ASM instance software. Check the alert log for more information on the reason for the failure.

ORA-15298: possible lost disk write detected during crash recovery

Cause: ASM crash recovery read a block whose version was older than expected.

Action: None. End users will not see this error. ASM automatically traps this error and attempts a fallback recovery.

ORA-15299: FINE striping not allowed for the Staleness Registry

Cause: An SQL command attempted to set the striping attribute of the ASM_STALE template to FINE striping.

Action: Do not modify the striping attribute of the ASM_STALE template.

ORA-15300: File *string* is incompatible with this operation

Cause: The file type was incompatible with the operation.

Action: Use another file of the correct type.

ORA-15301: cannot change *string* of the open file '*string*'

Cause: A SET OWNERSHIP or SET PERMISSION command was attempted on an open file.

Action: Close the file and retry the SQL command.

ORA-15302: active use of files owned by user '*string*' precludes its drop

Cause: A DROP USER command specified a user owning files that were in use.

Action: Close all files owned by this user.

ORA-15303: Voting files could not be created in diskgroup *string* due to small Allocation Unit size

Cause: An attempt was made to create voting files in a diskgroup with a small Allocation Unit size.

Action: Create voting files in a different diskgroup whose Allocation Unit size is at least 1 mega byte.

ORA-15304: operation requires ACCESS_CONTROL.ENABLED attribute to be TRUE

Cause: An attempt was made to run an operation that required the ACCESS_CONTROL.ENABLED attribute to be set to TRUE, but its existing state was FALSE.

Action: Set the ACCESS_CONTROL.ENABLED attribute to TRUE and retry the operation.

ORA-15305: cannot operate on ASM internal files

Cause: An attempt was made to operate on Automatic Storage Management (ASM) metadata used to manage the diskgroup.

Action: Check the specified ASM file name.

ORA-15306: ASM password file update failed on node *string*

Cause: A CREATE USER, ALTER USER, DROP USER, GRANT, or REVOKE command failed on the specified node of the Automatic Storage Management (ASM) cluster.

Action: Check the ASM alert logs for more information.

ORA-15307: disk *string* not discoverable by CSS; diskgroup *string* has CSS voting files

Cause: An attempt was made to add a disk which cannot be discovered by Cluster Synchronization Services (CSS). CSS has voting files in the disk group and will not be able to use the new disk if CSS cannot discover the disks.

Action: Update the Automatic Storage Management (ASM) disk string in the Grid Plug and Play (GPnP) profile to include the specified disk and retry the operation. Alternatively, migrate the CSS voting files out of the diskgroup and retry the operation

ORA-15308: could not access ASM SPFILE in RDBMS instance

Cause: A relational database management system (RDBMS) instance attempted to access an Automatic Storage Management (ASM) SPFILE.

Action: Connect to an ASM instance and reissue the command. Alternatively, specify an RDBMS SPFILE.

ORA-15309: could not access database SPFILE in ASM instance

Cause: An Automatic Storage Management (ASM) instance attempted to access a relational database management system (RDBMS) SPFILE.

Action: Connect to an RDBMS instance and reissue the command. Alternatively, specify an ASM SPFILE.

ORA-15310: process terminated due to signal

Cause: A process was terminated as a result of a signal in the I/O path.

Action: Reconnect to the database or the ASM instance. If the process termination resulted in instance termination, restart the instance.

ORA-15311: process terminated due to fenced I/O

Cause: A process was terminated because it was fenced from doing any more I/Os.

Action: Reconnect to the database or the ASM instance. If the process termination resulted in instance termination, restart the instance.

ORA-15312: invalid file type

Cause: Automatic Storage Management (ASM) could not determine the type of file.

Action: The file specified is not supported with Automatic Storage Management (ASM). Specify a supported file type for the operation.

ORA-15313: Oracle ASM disk *string* cannot be resized under *string* M

Cause: An Oracle ASM disk resize command specified a size that was less than the size required to support the voting file present on the disk.

Action: Increase the size specified for the disk.

ORA-15315: Write errors in disk group *string* could lead to inconsistent ASM metadata.

Cause: One or more failures occurred while writing ASM metadata to disk.

Action: Repair the hardware problem and remount the disk group. Check the accompanying errors and alert log for the disks which reported the error.

ORA-15316: Previous client instance *string* has not fully exited.

Cause: One or more processes from a prior instantiation of this client were not fenced.

Action: Ensure that all processes belonging to the client instance have exited. Check the client alert log and the trace file of the process that terminated the instance.

ORA-15317: user identification number '*string*' does not exist in operating system user dictionary

Cause: The specified user identification number did not belong to a valid operating system user.

Action: Specify a valid operating system user.

ORA-15318: disks in disk group *string* cannot be resized

Cause: Execution of ASM Storage Reclamation Utility script was incomplete on the specified disk group.

Action: Execute ASM Storage Reclamation utility on the disk group to complete the operation.

ORA-15319: ownership assignment of files to user '*string*' precludes its drop

Cause: A DROP USER command specified a user currently being assigned as the owner of one or more files with a SET OWNERSHIP command.

Action: Wait for the SET OWNERSHIP command to complete and then retry the DROP USER command

ORA-15320: cannot drop user '*string*' that has been assigned as the owner of one or more open files

Cause: A SET OWNERSHIP command assigned this user as the owner of one or more files which were open at the time of assignment, and hence this user cannot be dropped due to possible inconsistencies in file ownerships.

Action: Restart all ASM client instances of the cluster in a rolling manner.

ORA-15321: cannot set attribute with connected clients

Cause: The disk group attribute could not be set because there were connected clients.

Action: Shut down connected clients and retry the command. Query the V \$ASM_CLIENT fixed view in an ASM instance or use ASMCMD LSOFF to list active clients.

ORA-15322: cannot drop the owner '*string*' of user group '*string*' in disk group '*string*'

Cause: An attempt was made to drop the owner of a user group from the group's member list.

Action: Specify a user group member who is not the owner of the user group.

ORA-15323: ASM password update has failed on local node

Cause: A CREATE USER, ALTER USER, DROP USER, GRANT, or REVOKE command failed on the local node of the Automatic Storage Management (ASM) cluster.

Action: Check the ASM alert logs for more information.

ORA-15324: requested operation is not allowed on the password file *string*

Cause: An attempt was made to run an operation that is not supported on password files.

Action: Specify a new file name or a file with the correct file type and retry the operation.

ORA-15325: file *string* is not a valid password file

Cause: An attempt was made to open a file that had a type different from the password file.

Action: Specify correct password file name and retry the operation.

ORA-15326: specified input *string* is a not an ASM file

Cause: The attributes could not be obtained as the specified input is either a disk group or a directory.

Action: Specify a valid Automatic Storage Management (ASM) file name.

ORA-15327: remote ASM is not enabled

Cause: An operation was requested that requires remote ASM to be enabled.

Action: Enable remote ASM.

ORA-15328: user identification string '*string*' exceeds limit of *string* characters

Cause: The user identification string provided for this operation exceeded the maximum number of characters allowed.

Action: Provide a user identification string of shorter length.

ORA-15329: cluster identification string '*string*' exceeds limit of *string* characters

Cause: The cluster identification string provided for this operation exceeded the maximum number of characters allowed.

Action: Provide a cluster identification string of shorter length.

ORA-15330: ASM user name format requires COMPATIBLE.ASM of *string* or higher

Cause: The ASM user name format specified requires a higher disk group attribute value for COMPATIBLE.ASM.

Action: Set the disk group attribute COMPATIBLE.ASM to or above the requested version.

ORA-15331: ASM proxy instance ORACLE_SID *string* does not start with *string*

Cause: The ASM proxy instance was started with an invalid ORACLE_SID prefix.

Action: Start the ASM proxy instance with an ORACLE_SID that begins with the correct prefix.

ORA-15332: ASM proxy instance cannot connect to an ASM server

Cause: The ASM proxy instance could not find an ASM server to connect to during startup.

Action: Verify that an ASM server instance is running and accessible in the cluster and restart the proxy instance.

ORA-15333: disk is not visible on client instance

Cause: An ALTER DISKGROUP ADD DISK statement specified a disk that could not be discovered by all ASM client instances.

Action: Check the ASM alert logs for more information. Check operating system permissions for the device and the storage subsystem configuration.

ORA-15334: VUBG process terminated with error

Cause: The volume background process terminated with error.

Action: Warm start instance.

ORA-15335: ASM metadata corruption detected in disk group '*string*'

Cause: A corruption was detected reading a block. It may be recoverable.

Action: The corruption could be the result of a storage problem, a configuration issue, or a software bug. Check the alert log for the result of the recovery attempt. If unsuccessful, contact Oracle Support Services with the incident information.

ORA-15336: STRIPE_WIDTH cannot be set when STRIPE_COLUMNS equals 1

Cause: An ADD VOLUME command specified a STRIPE_COLUMNS equal to 1 and specified the STRIPE_WIDTH argument.

Action: If striping is required, set STRIPE_COLUMNS to greater than 1. If striping is not required, do not set STRIPE_WIDTH.

ORA-15337: invalid or missing database name

Cause: You did not specify a valid database name for this command.

Action: Specify a valid database name.

ORA-15338: ASM client instance *string* reconnection refused

Cause: The client was not found as an orphaned client and hence is not a legitimate candidate to reconnect to Oracle ASM.

Action: Shut down and restart the remote client to be considered as a new client in the cluster.

ORA-15339: ASM client instance *string* has been fenced by ASM

Cause: Oracle ASM has already fenced this client.

Action: Shut down and restart the remote client to be considered as a new client in the cluster.

ORA-15340: unable to create member cluster '*string*'

Cause: Creation of the member cluster failed.

Action: Check the alert logs and trace files of the Oracle ASM instance for more information on the reason for the failure, as well as checking the accompanying error messages.

ORA-15341: unable to delete member cluster '*string*'

Cause: Deletion of the member cluster failed.

Action: Check the alert logs and trace files of the Oracle ASM instance for more information on the reason for the failure, as well as checking the accompanying error messages.

ORA-15343: Feature *string* ASM is not enabled

Cause: An operation was requested that requires Oracle Flex ASM to be enabled.

Action: Enable Oracle Flex ASM.

ORA-15344: client *string* not found

Cause: The specified Oracle ASM client was not registered with this instance.

Action: Check the alert logs and trace files of the client for more information on the reason for the failure, as well as the accompanying error messages.

ORA-15345: disconnected client instance(s) detected

Cause: One or more ASM client instances were not connected to an ASM instance.

Action: Check that all of the ASM client instances are connected to an ASM instance and retry the operation.

ORA-15346: process attempting to identify or create ASM file *string* was aborted

Cause: The client process attempting to identify or create the ASM file terminated or was interrupted.

Action: Correct the cause of the process interruption and retry the operation.

ORA-15347: logical block size *string* of ASM file '*string*' is too small for disk group sector size *string*

Cause: An attempt was made to create a file on ASM whose logical block size was less than the sector size for the disk group.

Action: Check if the system configuration has changed. Correct the error and retry the operation.

ORA-15348: ASMLIB misconfiguration error [*string*]

Cause: ASMLIB was found in more than one location.

Action: Check the configuration of ASMLIB and ensure that only one library is configured.

ORA-15349: failed to set or get AFD_DISKSTRING parameter

Cause: The operation failed because either Oracle Local Repository (OLR) was not available or AFD disk string attribute did not exist.

Action: Check that Oracle Clusterware is properly configured using 'ocrcheck -local' command.

ORA-15350: invalid SYS_ASMFD_PROPERTIES parameter

Cause: The parameter passed in for SYS_ASMFD_PROPERTIES was invalid.

Action: Pass in the correct parameter. Refer to the product documentation for a list of allowed parameter values.

ORA-15351: I/O request issued to a sparse grid disk failed because the disk was out of space.

Cause: The sparse grid disk was out of space.

Action: Add more space to the disk group by adding more disks or add more space to existing disks by resizing them.

ORA-15352: invalid client name *string* specified

Cause: The client name passed in was invalid.

Action: Pass in a valid client name. The valid client name is of format *instance name:dbunique name:cluster name* or *instance name:dbunique name*

ORA-15353: disk '*string*' cannot be added to disk group '*string*'

Cause: The disk type did not match the disk group sparse type.

Action: Ensure that the disk type matches the disk group sparse type.

ORA-15354: failed to format grid disk "*string*"

Cause: The grid disk format command failed.

Action: Check the grid disk logs and take corrective actions.

ORA-15357: Can not create file "*string*" on a sparse disk group

Cause: An attempt was made to create fine-grained striping files on sparse disk groups. Fine-grained striping files cannot be created on sparse disk groups.

Action: Create the file on a regular disk group, or create a coarse-grained striping file on a sparse disk group.

ORA-15358: query for materialized space to sparse grid disk "*string*" of disk group "*string*" has failed

Cause: The query for materialized space to the cell server has failed.

Action: Check the ASM and cell alert logs and take corrective actions.

ORA-15359: could not perform label scan operation

Cause: An error occurred while scanning for ASM label.

Action: Look at the underlying errors on the error stack. Check other messages in the trace files for more information.

ORA-15360: could not perform label filter operation

Cause: An error occurred while setting AFD filter status.

Action: Look at the underlying errors on the error stack. Check other messages in the trace files for more information.

ORA-15361: unable to find member cluster '*string*'

Cause: Looking up of the member cluster failed.

Action: Execute the 'asmcmd lsc' command to list all of the configured member clusters. If the member cluster listed in the message is not present, it might have been forcibly deleted. Refer to the product documentation for more information. If the member cluster listed in the message was present, contact Oracle Support Services.

ORA-15362: invalid cluster name '*string*' specified

Cause: An invalid cluster name was supplied.

Action: Specify a cluster name which is at least one character but no more than 15 characters in length. The cluster name must be alphanumeric, it cannot begin with a numeric character, and it may contain hyphen (-) characters. However, it cannot end with a hyphen (-) character.

ORA-15363: invalid version number '*string*' specified

Cause: The command did not specify a valid version number.

Action: Correct the version number in the command. It should be of the form `##.##.##` or other forms with fewer numbers delimited by a period.

ORA-15364: member cluster version *string* is incompatible with storage server version *string*

Cause: The specified member cluster version was not supported by the Storage Server.

Action: Upgrade or downgrade the storage server to a version that is compatible with member cluster and retry the operation. Install a member cluster using a supported version. Refer to product documentation for a complete list of supported releases.

ORA-15365: member cluster '*string*' already configured

Cause: The specified member cluster was already configured.

Action: Execute the 'asmcmd lscc' command to list all of the configured member clusters. Reexecute the command with a member cluster name that has not already been configured.

ORA-15366: unable to delete configuration for member cluster '*string*' because the directory '*string*' was not empty

Cause: Deleting the member cluster configuration failed because some files were present.

Action: Deinstall the member cluster and rerun the command. If the command fails again, execute the 'asmcmd rmcc <member_cluster_name> -f' command to force deletion of the configuration for the member cluster.

ORA-15367: member cluster '*string*' not configured

Cause: The specified member cluster was not configured.

Action: Execute the 'asmcmd lscc' command to list all of the configured member clusters. Reexecute the command with a member cluster name that is configured.

ORA-15368: Oracle Cluster Registry operation failed with error *string*.\n*nstring*

Cause: This is an internal error.

Action: Contact Oracle Support Services.

ORA-15369: OCI invalid handle *string*

Cause: An Oracle Call Interface (OCI) call returned the OCI_INVALID_HANDLE return code and did not store the error on the stack.

Action: Contact Oracle Support Services.

ORA-15370: database version needs to be 12.1 or higher to access a disk group number higher than 63

Cause: An attempt was made to access a disk group number greater than 63 with a database version lower than 12.1.

Action: Upgrade the database to version 12.1 or higher and retry the operation.

ORA-15371: The command is not supported on a member cluster.

Cause: An attempt was made to run a command that is not supported on a member cluster.

Action: Rerun the command on the storage server.

ORA-15372: Client version *string* not supported by Oracle ASM

Cause: The software version of the client is not supported by current release of the ASM software.

Action: Upgrade the client to the later release that is compatible with Oracle ASM and retry the operation. Refer to product documentation for a complete list of supported releases.

ORA-15373: SYSDG, SYSKM, SYSRAC, and SYSBACKUP administrative privileges cannot be granted on an ASM instance.

Cause: An attempt was made to grant or revoke SYSDG, SYSKM, SYSRAC, or SYSBACKUP administrative privileges to a user on an ASM instance.

Action: Do not attempt to grant SYSDG, SYSKM, SYSRAC, or SYSBACKUP administrative privileges on an ASM instance.

ORA-15374: invalid cluster configuration

Cause: The client instance detected an invalid configuration.

Action: Install and configure Oracle Grid Infrastructure and retry the operation. Refer to product documentation for more information.

ORA-15375: Physical sector size (*string*) cannot be smaller than the logical sector size (*string*).

Cause: An attempt was made to create or modify a disk group with a physical sector size value smaller than its logical sector size value.

Action: Review the SQL statement and fix any discrepancies.

ORA-15376: The existence of native disk '*string*' does not allow disk group *string* from changing sector sizes. Sector size of native disk is *string*.

Cause: An attempt was made to change the physical or logical sector size value. Changing the sector size value is not allowed when there are native disks (physical sector equal to logical sector size) in the disk group, because this could cause invalid I/O operations.

Action: Drop the native disks or replace them for disks that support sector size emulation.

ORA-15377: Block size (*string*) for file '*string*' is incompatible with the selected sector size (*string*).

Cause: The operation could not be completed because the sector size was incompatible for the specified file.

Action: Re-create or migrate the file to a block size that is compatible with the desired sector size, and redo the operation.

ORA-15378: Grid Naming Service operation failed with error *string*.*nstring*

Cause: This is an internal error.

Action: Check the accompanying error messages. Contact Oracle Support Services.

ORA-15379: Cluster Credentials operation failed with error *string*.*nstring*

Cause: This is an internal error.

Action: Check the accompanying error messages. Contact Oracle Support Services.

ORA-15380: invalid file group name specifier

Cause: The file group name specified was invalid.

Action: Specify a valid file group name.

ORA-15381: missing or invalid file group client specifier

Cause: The command did not specify a valid file group client string.

Action: Specify a valid file group client string with alphanumeric characters.

ORA-15382: invalid file group client name specifier

Cause: The file group name specified was invalid.

Action: Specify a valid file group name.

ORA-15383: invalid file group property '*string*'

Cause: An invalid property was specified for the ASM file group.

Action: Check documentation for valid ASM file group properties. The valid ASM file group property is of format *file type.property name* or *property name*

ORA-15384: invalid file type '*string*'

Cause: An invalid file type was specified for the ASM file group property.

Action: Check documentation for valid ASM file types.

ORA-15385: file group '*string*' does not exist

Cause: The specified file group did not exist within the disk group.

Action: Check the file group name and disk group name.

ORA-15386: file group '*string*' already exists in disk group '*string*'

Cause: A file group with the same name already exists.

Action: Select another file group name, or drop the existing file group. While creating non-CDB, multitenant container database (CDB), or pluggable database (PDB), manually create a file group for this non-CDB, multitenant container database (CDB), or pluggable database (PDB).

ORA-15387: existing files are associated with file group '*string*'

Cause: An attempt was made to drop a file group that still contains existing files.

Action: Specify the CASCADE option to drop the file group and all of the associated files.

ORA-15388: a file type cannot be specified for file group property '*string*'

Cause: The specified file group property affects the file group itself or all files in the file group, it is not specific to a type of file.

Action: Remove the file type from the name of the property.

ORA-15389: missing or invalid file group property specification

Cause: The command did not specify a valid file group property name or a valid file group property value.

Action: Specify a valid file group property name and value pair.

ORA-15390: invalid value for file group property '*string*'

Cause: An invalid value was specified for the ASM file group property.

Action: Check documentation for acceptable values for this ASM file group property.

ORA-15391: cannot drop the default file group

Cause: The specified file group was created by the system and must always exist for proper operation.

Action: Select another file group name.

ORA-15392: cannot alter the default file group

Cause: The specified file group was created by the system and must hold the default values for proper operation.

Action: Select another file group name.

ORA-15393: File number '*number*' does not exist in file group '*string*'.

Cause: The specified file did not exist within the file group.

Action: Check the file number and the file group number.

ORA-15394: duplicate file group property '*string*' specified

Cause: A command specified the same file group property more than once for the same file type.

Action: Specify only one file group property for a file type.

ORA-15395: file group redundancy incompatible with file type

Cause: An attempt was made to move a file to a file group with an incompatible redundancy specification, or to change the redundancy specification of a file group in a way that is incompatible with existing files in that file group.

Action: Specify a valid redundancy property for the file group. Only write-once files, such as the offline archive log and backup set, support parity protection. Other types of files must be configured with an unprotected, mirror or high redundancy. The file group redundancy can be changed from a parity protection scheme to unprotected, mirror, or high, and conversely, as long as the file group does not contain any files.

ORA-15396: command operates on only one file group property

Cause: More than one file group property was specified in the ADD FILEGROUP or MODIFY FILEGROUP statement.

Action: Specify only one file group property per statement.

ORA-15397: command requires all disks in disk group *string* to be online

Cause: The file group redundancy could not be changed to UNPROTECTED because some disks were offline.

Action: Retry the command after the offline disks are dropped.

ORA-15398: file group property '*string*' is read-only

Cause: The specified file group property cannot be changed.

Action: Retry the command providing a non read-only file group property

ORA-15399: new RDBMS compatibility (*string*) exceeds client's RDBMS compatibility (*string*)

Cause: The specified value for COMPATIBLE.RDBMS attribute exceeds the COMPATIBLE setting for RDBMS for one or more clients.

Action: Verify the RDBMS compatibility for each client of this disk group.

ORA-15400: not running on supported ASM appliance

Cause: An attempt was made to initialize the server code as an appliance when it was not running a supported appliance configuration.

Action: Check the appliance configuration and retry the operation.

ORA-15401: command not supported on ASM appliance '*string*'

Cause: An attempt was made to run an operation that is not supported by the specified appliance.

Action: Check the documentation to see which operations are allowed or disallowed for the specified appliance.

ORA-15402: insufficient number of disks to support ASM appliance '*string*'

Cause: An attempt was made to do an operation that resulted in insufficient number of disks required for the specified appliance.

Action: Check the appliance configuration and retry the operation after inserting disks in the appropriate slots.

ORA-15403: unable to read an ASM appliance configuration file

Cause: Oracle ASM was unable to read an appliance configuration file.

Action: Check the operating system error messages to determine the identity of the configuration file. Then, fix the configuration file.

ORA-15404: Oracle ASM could not add disk "*string*" to disk group "*string*" on appliance *string*

Cause: There were too many dropping or offline disks in the specified disk group.

Action: Wait for the drop and rebalance operations to complete, or online the offline disks and wait for the online to complete. Then, retry the operation.

ORA-15405: Slot *string* in Oracle ASM appliance '*string*' contains more than one disk

Cause: An attempt was made to add a disk to a slot in the ASM appliance that already had a disk (possibly OFFLINE) associated with it.

Action: Use FORCE to drop the disk that exists in the specified slot. Then, retry the operation.

ORA-15406: ASM disk *string* is being replaced.

Cause: An attempt was made to either online or replace a disk that was already being replaced, probably by another instance.

Action: Change the ONLINE statement to exclude the disk.

ORA-15407: Disk specification '*string*' matches multiple disks.

Cause: More than one disk is discovered matching the specified disk string.

Action: Change the disk string to specify one and only one disk.

ORA-15408: Replacement disk '*string*' for '*string*' must be at least *string* MB.

Cause: The replacement disk must be at least of the same size of the old disk.

Action: Use a larger physical disk to replace.

ORA-15409: All disks in disk group *string* are not of the same type.

Cause: An attempt was made to add disks of a different type to the disk group under appliance mode.

Action: Check if all the disks in the disk group are of the same type. Do not add flash and hard disks to the same disk group.

ORA-15410: Disks in disk group *string* do not have equal size.

Cause: The disks in the disk group were not of equal size.

Action: Ensure that all disks in the disk group are of equal size. If adding new disks to the disk group, their size must be equal to the size of the existing disks in the disk group. If resizing, all disks in the disk group must be resized to the same size.

ORA-15411: Failure groups in disk group *string* have different number of disks.

Cause: An attempt was made to enable appliance mode with a different number of disks in each failure group.

Action: Check if all failure groups have an equal number of disks and try again.

ORA-15412: Operation on disk group *string* is incompatible under appliance mode.

Cause: An attempt was made to do an operation that resulted in dropping all disks in a failure group or creating a new failure group.

Action: Disable appliance mode, perform the operation and reenable appliance mode.
WARNING: To reenable appliance mode, ensure the following constraints are met: * There are a sufficient number of disks in each failure group. * All failure groups have an equal number of disks. * There are no offline disks in the disk group. * Every disk in the disk group is of the same type (flash or hard disk). * All disks in the disk group have an equal size.

ORA-15413: Appliance mode is disabled.

Cause: Appliance mode could not be set because it was explicitly disabled.

Action: Enable appliance mode and appliance partnering parameters.

ORA-15414: Appliance mode requires at least *string* failure groups and either *string* or *string* disks in all failure groups.

Cause: Appliance mode could not be enabled because it did not meet the minimum requirements.

Action: Check if there are sufficient failure groups and a sufficient number of disks in each failure group.

ORA-15415: could not retrieve appliance properties for disk group *string*

Cause: Some of the appliance properties were invalid. This could be due to a cell software downgrade after setting the 'appliance.mode' attribute.

Action: Check the cell software on all of the cells or disable appliance mode.

ORA-15416: ASM disk *string* in disk group *string* is offline.

Cause: An offline disk prevented the current ADD or DROP operation.

Action: Drop the offline disk or online the offline disk or disable appliance mode.

ORA-15418: Appliance mode is not supported for compatible.asm *string*.

Cause: Appliance mode could not be enabled for the current value of the compatible.asm attribute.

Action: Disable appliance mode if it is enabled or advance compatible.asm to a version that supports appliance mode.

ORA-15419: disk group *string* is not mounted in restricted mode

Cause: The specified disk group was not mounted in restricted mode prohibiting the requested operation.

Action: Dismount the disk group, remount it in restricted mode and retry the operation.

ORA-15420: Operation on disk group *string* is disabled.

Cause: The current operation could not be completed because the disk group is in the middle of an appliance migration.

Action: Wait for the migration to complete and then retry the command.

ORA-15421: *string* is not supported when the disk group is mounted for recovery.

Cause: The disk group was mounted for recovery preventing the requested operation.

Action: Dismount the disk group, remount it in normal mode and retry the operation.

ORA-15422: Disks '*string*' and '*string*', in failure group '*string*' of disk group '*string*', do not belong to the same cell

Cause: It was detected that disks from different cells belong to the same failure group.

Action: Make the necessary disk swaps so only disks from the same cell belong to the same failure group.

ORA-15423: Disk '*string*' in failure group '*string*' and disk '*string*' in failure group '*string*' of disk group '*string*' belong to the same cell

Cause: It was detected that disks from the same cell belong to different failure groups.

Action: Make the necessary disk swaps so disks from the same cell are not shared between different failure groups.

ORA-15430: missing or invalid quota group name

Cause: The command did not specify a valid quota group name.

Action: Specify a valid quota group name.

ORA-15431: missing or invalid quota group property

Cause: The command did not specify a valid quota group property.

Action: Specify a valid quota group property.

ORA-15432: missing or invalid quota

Cause: The command did not specify a valid quota limit for the quota group.

Action: Specify a valid quota limit.

ORA-15433: missing or invalid file group name

Cause: The command did not specify a valid file group name.

Action: Specify a valid file group name.

ORA-15434: quota group *string* already exists in disk group *string*

Cause: The specified quota group already existed in the disk group.

Action: Specify a different quota group name.

ORA-15435: quota group *string* does not exist in disk group *string*

Cause: The specified quota group did not exist in the disk group.

Action: Specify a valid quota group name.

ORA-15436: invalid operation on quota group *string*

Cause: The specified operation was not permitted on the quota group.

Action: Check the quota group specified in the command.

ORA-15437: Not enough quota available in quota group *string*.

Cause: The specified quota group did not have sufficient quota available to permit the operation.

Action: Specify a quota group with sufficient available quota or increase the quota limit of the specified quota group.

ORA-15438: Quota group *string* has one or more file groups associated.

Cause: One or more file groups were associated with the specified quota group and, therefore, the operation was not permitted.

Action: Drop the file groups or move the file groups to a different quota group.

ORA-15440: VIO0 process terminated with error

Cause: A volume IO background process terminated with error.

Action: Wait for the process to restart.

ORA-15442: The ASM rebalance phase *string* does not exist.

Cause: The specified ASM rebalance phase did not exist.

Action: Specify a valid rebalance phase.

ORA-15443: The ASM rebalance phase *string* cannot be skipped.

Cause: The specified ASM rebalance phase cannot be skipped.

Action: Specify a valid rebalance phase to skip.

ORA-15444: Volume *string* needs to be online and mounted to complete the operation.

Cause: The operation could not be completed with the volume offline or dismounted.

Action: Online or mount the volume and retry the operation.

ORA-15445: Volume *string* does not allow sector size migration.

Cause: Sector size migration was not allowed because Oracle ACFS accelerator volumes, volumes associated with an Oracle ACFS accelerator, or non Oracle ACFS volumes exist in the disk group.

Action: Move the volume to a different disk group and retry the operation. 15446 available 15447 available 15448 available 15449 available

ORA-15450: invalid volume name specifier

Cause: The volume name specified was invalid

Action: Specify a valid volume name.

ORA-15451: missing or invalid volume size specifier

Cause: The volume size specified was invalid.

Action: Specify a valid volume size.

ORA-15452: missing or invalid stripe width specifier

Cause: The volume stripe width specified was invalid.

Action: Specify a valid volume stripe width.

ORA-15453: invalid STRIPE_COLUMNS specifier

Cause: An ADD VOLUME command did not specify a valid number of stripe columns.

Action: Specify a valid number of stripe columns.

ORA-15454: ALTER DISKGROUP ALL cannot use single volume names

Cause: An ALTER DISKGROUP ALL command specified a single volume or a list of volumes

Action: Use the ALL keyword when specifying volumes on multiple diskgroups.

ORA-15455: FORCE option cannot be used when specifying ALL volumes

Cause: The FORCE option was used to disable ALL volumes.

Action: Use FORCE option to disable one volume at a time.

ORA-15456: missing or invalid volume usage specifier

Cause: The command did not specify a valid volume usage string.

Action: Specify a valid volume usage string with alphanumeric characters.

ORA-15457: first letter of the volume name is not alphabetic

Cause: A volume name was specified with a nonalphabetic first character.

Action: Set the first character of the volume name to be alphabetic.

ORA-15458: invalid character in volume name

Cause: A volume name was specified with an invalid character.

Action: Use a volume name with only alphanumeric characters.

ORA-15459: STRIPE_WIDTH of *string* is not a power of two

Cause: An ADD VOLUME command specified a STRIPE_WIDTH that was not a power of two.

Action: Select a STRIPE_WIDTH that is a power of two; for example, 4K, 8K, etc.

ORA-15460: volume name '*string*' is already in use

Cause: An ADD VOLUME command specified a volume name that was already used by another volume.

Action: Select a different name for the volume.

ORA-15461: STRIPE_WIDTH of *string* bytes is less than the minimum of *string* bytes

Cause: An ADD VOLUME command specified a STRIPE_WIDTH that was too small.

Action: Select a larger STRIPE_WIDTH.

ORA-15462: STRIPE_WIDTH of *string* bytes is greater than the maximum of *string* bytes

Cause: An ADD VOLUME command specified a STRIPE_WIDTH that was too large.

Action: Select a smaller STRIPE_WIDTH.

ORA-15463: volume size of *string*K is less than the minimum of *string*M

Cause: The volume size specified was too small.

Action: Select a larger volume size.

ORA-15464: STRIPE_COLUMNS of *string* is greater than the maximum of *string*

Cause: An ADD VOLUME command specified a STRIPE_COLUMNS that was that was too large.

Action: Select a smaller STRIPE_COLUMNS value.

ORA-15465: STRIPE_COLUMNS of *string* is less than the minimum of *string*

Cause: An ADD VOLUME command specified a STRIPE_COLUMNS that was too small.

Action: Select a larger STRIPE_COLUMNS value.

ORA-15466: volume '*string*' in disk group '*string*' does not exist

Cause: The command specified a volume name that does not exist.

Action: Ensure a valid volume name is used.

ORA-15467: volume operation is already in progress

Cause: Another command was currently operating on a volume.

Action: Wait a short time before retrying the command.

ORA-15468: volume '*string*' in diskgroup '*string*' is currently being accessed

Cause: An attempt was made to communicate with the volume driver. The volume was being accessed by another application and, therefore, could not be changed.

Action: Shut down all applications that might be accessing this volume and then retry the command.

ORA-15469: VBG process terminated with error

Cause: A volume background process terminated with error.

Action: Wait for process to restart.

ORA-15470: VDBG process terminated with error

Cause: The volume driver background process terminated with error.

Action: Warm start instance.

ORA-15471: volume redundancy incompatible with disk group redundancy

Cause: An ADD VOLUME command specified a volume redundancy that was incompatible with the redundancy of the disk group.

Action: Specify a valid volume redundancy. An unprotected redundancy volume cannot be added to a normal or high redundancy disk group, and a mirror or high redundancy volume cannot be added to an external redundancy disk group.

ORA-15472: volume library cannot be loaded. Platform may not support volume creation.

Cause: The volume library could not be loaded. Either the platform does not support volume operations, or there is a problem with the library.

Action: Ensure that the platform supports volumes. If the platform does support volumes, check the alert log for library loading failure information.

ORA-15473: access to a volume's storage through an unsupported interface

Cause: An attempt was made to access or modify a volume's storage through an unsupported interface.

Action: Use supported interfaces for access to volume devices.

ORA-15474: volume name is greater than *string* characters

Cause: An ADD VOLUME command specified a volume name that was too long.

Action: Select a smaller volume name.

ORA-15475: usage string is greater than *string* characters

Cause: The usage string specified was too long.

Action: Select a smaller usage string.

ORA-15476: ACFS volumes must be resized with the '*acfsutil size*' operating system command.

Cause: An attempt was made using SQL to resize an ADVM volume that contains an ACFS file system.

Action: Use the '*acfsutil size*' operating system command to resize the volume.

ORA-15477: cannot communicate with the volume driver

Cause: An attempt was made to communicate with the volume driver.

Action: Check that the ASM volume driver is loaded. If so, check the alert log to identify the reason for failure and take necessary action to prevent such failures in the future.

ORA-15478: ACFS process terminated with error

Cause: The ACFS background process terminated with error

Action: Wait for process restart

ORA-15479: ASM diskgroup does not support volumes

Cause: Volumes were not supported. A common example is having disks, such as NFS, in the diskgroup that are not supported by volumes.

Action: Remove unsupported disks in the diskgroup.

ORA-15480: error reported in the ASM volume driver

Cause: An error was reported in the ASM volume driver.

Action: Check the operating system log files to identify the reason for the failure and take necessary action to prevent such failures in the future.

ORA-15481: missing or invalid volume mountpath specifier

Cause: A invalid volume mountpath string was specified.

Action: Specify a valid volume mountpath string with alphanumeric characters.

ORA-15482: failed to create/remove device file for volume *string* on diskgroup *string*

Cause: Improper driver installation.

Action: Check the alert log for device file creation failure information. Reload the driver using the supported installation method.

ORA-15483: volume driver version is not compatible with the ASM instance

Cause: The version of the ASM volume driver was not supported by ASM.

Action: Update the volume driver or the ASM instance.

ORA-15484: volume '*string*' contains *string* error(s)

Cause: Errors were returned by the ALTER DISKGROUP CHECK VOLUME command.

Action: See the alert log for details of the errors.

ORA-15485: number of volumes in diskgroup exceeds the maximum of *string*

Cause: A volume was added on a diskgroup that already contained the maximum number allowed.

Action: Remove volumes on the diskgroup.

ORA-15486: internal error while altering volume

Cause: An internal ASM error occurred while altering a volume.

Action: See the alert log for details of the error.

ORA-15487: cannot shutdown the ASM instance with an open ASM volume

Cause: One or more ASM volumes were found to be open during shutdown.

Action: Close the ASM volume and retry the shutdown.

ORA-15488: volume *string* is open on instance *string*

Cause: ASM volume was not closed prior to instance termination on node specified.

Action: Close the ASM volume either via unmount or node restart and retry the operation

ORA-15489: conflicting volume already open on this node

Cause: An ASM volume was not closed prior to instance shutdown on node specified. It is conflicting with the volume that is to be enabled.

Action: Close the ASM volume either via unmount or node restart and retry the operation.

ORA-15490: not all instances could add/drop the volume

Cause: The ASM volume cannot be added/dropped on all instances.

Action: See the alert log for the reason the volume could not be added/dropped.

ORA-15491: volume redundancy conflicts with disk region options

Cause: Non-mirrored volumes erroneously contained the MIRRORHOT or MIRRORCOLD keyword.

Action: Remove the MIRRORHOT or MIRRORCOLD keywords from non-mirrored volumes.

ORA-15492: command or option incompatible with ASM volumes

Cause: An attempt was made to use a feature which is not compatible with existing ASM volumes. A common example is adding a disk to the diskgroup that is unsupported by ASM volumes.

Action: Omit the option from the command.

ORA-15493: target ADVN compatibility (*string*) exceeds ASM compatibility (*string*)

Cause: An attempt was made to advance ADVN compatibility beyond the disk group's ASM compatibility.

Action: Advance ASM compatibility before advancing ADVN compatibility.

ORA-15494: compatible.advn must be *string* or higher

Cause: An attempt was made to set the ADVN compatibility to a version that was lower than the minimum supported.

Action: Set ADVN compatibility to at least the minimum supported version.

ORA-15495: ASM operation requires compatible.advn of *string* or higher

Cause: The ASM operation specified required a higher disk group attribute value for compatible.advn.

Action: Set the disk group attribute compatible.advn to or above the requested version.

ORA-15496: volume size is greater than the maximum of *string*T

Cause: The volume size specified was too large.

Action: Select a smaller volume size.

ORA-15497: Volume *string* uses a metadata block size (*string*) smaller than the specified sector size (*string*).

Cause: The Oracle ACFS volume had a metadata block size incompatible with the specified sector size.

Action: Migrate Oracle ACFS to a larger metadata block size before changing the sector size.

ORA-15498: Volume name '*string*' would collide with existing volume(s) '*string string*'.

Cause: A volume name was specified that would conflict with existing volume device(s). A volume '*<vol_name>-<dg_num>*' is the name of the block device. Additionally, a raw device named '*r<vol_name>-<dg_num>*' is also created. Since that name already existed, a name collision occurred.

Action: Choose another name for the volume (no leading 'r' is recommended).

ORA-15499: Volume Membership (VMB) process terminated with error

Cause: The volume driver background process terminated with error.

Action: Warm start the instance.

ORA-15501: cannot start workload capture on instance *string*

Cause: Given instance encountered unexpected errors while trying to start the workload capture.

Action: Check the alert log and other diagnostics in the given instance to diagnose the problem.

ORA-15502: cannot stop workload capture on instance *string*

Cause: Given instance encountered unexpected errors while trying to stop the workload capture.

Action: Check the alert log and other diagnostics in the given instance to diagnose the problem.

ORA-15503: cannot startup instance when procedures in "DBMS_WORKLOAD_CAPTURE" or "DBMS_WORKLOAD_REPLAY" are in the middle of their execution

Cause: The new instance could not be started because the database was executing a procedure in either the DBMS_WORKLOAD_CAPTURE or DBMS_WORKLOAD_REPLAY package.

Action: Start the new instance after such procedures in the given packages have finished execution.

ORA-15504: cannot start workload capture because instance *string* not present in RESTRICTED SESSION mode

Cause: The NO_RESTART_MODE option in DBMS_WORKLOAD_CAPTURE.START_CAPTURE was FALSE, therefore all the active instances were expected to be in the RESTRICTED SESSION mode.

Action: Start all instances using STARTUP RESTRICT or execute ALTER SYSTEM ENABLE RESTRICTED SESSION on all active instances before issuing DBMS_WORKLOAD_CAPTURE.START_CAPTURE.

ORA-15505: cannot start workload capture because instance *string* encountered errors while accessing directory "*string*"

Cause: Given instance could not access the specified CAPTURE directory or the specified CAPTURE directory already had a workload capture in it.

Action: Provide a directory object that is valid, empty and accessible from all the instances in the database cluster.

ORA-15506: cannot prepare instance *string* for replay

Cause: Given instance encountered unexpected errors while trying to prepare for a workload replay.

Action: Check the alert log and other diagnostics in the given instance to diagnose the problem.

ORA-15507: cannot start workload replay on instance *string*

Cause: Given instance encountered unexpected errors while trying to start a workload replay.

Action: Check the alert log and other diagnostics in the given instance to diagnose the problem.

ORA-15508: cannot cancel workload replay on instance *string*

Cause: Given instance encountered unexpected errors while trying to cancel a workload replay.

Action: Check the alert log and other diagnostics in the given instance to diagnose the problem.

ORA-15509: workload replay has been cancelled

Cause: Workload replay was cancelled.

Action: Restart the workload replay.

ORA-15510: cannot perform operation when "STATISTICS_LEVEL" is "BASIC"

Cause: The STATISTICS_LEVEL initialization parameter was set to BASIC.

Action: Change the STATISTICS_LEVEL initialization parameter setting to either TYPICAL or ALL.

ORA-15511: cannot process workload capture because no user sessions were recorded

Cause: No user sessions were recorded in the given workload capture. Processing this capture failed because no user workload was captured.

Action: Capture a workload in which at least one user session connects and performs some operations.

ORA-15512: directory "*string*" does not contain a valid processed workload capture

Cause: One or more files created by DBMS_WORKLOAD_REPLAY.PROCESS_CAPTURE were missing.

Action: Process the workload capture using DBMS_WORKLOAD_REPLAY.PROCESS_CAPTURE and then retry the command.

ORA-15513: cannot access the input directory

Cause: Given input directory is either invalid or inaccessible.

Action: Verify that the input directory is valid and accessible and then retry the command.

ORA-15514: cannot find a match for the remote procedure call during replay

Cause: The corresponding PL/SQL program was either dropped or modified.

Action: Verify that the corresponding PL/SQL program is defined the same way during replay as it was defined during workload capture.

ORA-15515: error while replaying remote procedure call: "string.string.string"

Cause: Error encountered during the replay of a remote procedure call.

Action: Correct the cause of the preceding error and restart workload replay.

ORA-15516: parallel preprocessing worker hit error ORA-string

Cause: One of the parallel preprocessing workers died unexpectedly while processing the workload.

Action: Find the root cause or simply preprocess the workload using only one process.

ORA-15517: cannot start parallel preprocessing worker

Cause: One of the parallel preprocessing workers could not be started.

Action: Find the root cause or simply preprocess the workload using only one process.

ORA-15518: parallel preprocessing encountered an unexpected error

Cause: An unexpected error occurred during parallel preprocessing.

Action: Find the root cause or simply preprocess the workload using only one process.

ORA-15519: cannot access database link "string" because it is disabled

Cause: For security considerations, access to external databases via database links were disabled during workload replay.

Action: Use advanced parameter for Database Replay to enable database links during workload replay.

ORA-15520: Directory is corrupted. Two WMD files are found at "string" and "string"

Cause: Two WMD files were found in the directory.

Action: Check that the WMD files in capture directory were not modified, moved, duplicated or deleted.

ORA-15521: failed to create file "string" during workload processing

Cause: An attempt was made to create a file during workload processing without the proper file permissions.

Action: Correct the file permissions and try again.

ORA-15522: failed to generate a workload capture subset: "string"

Cause: An attempt to generate a workload capture subset failed. Possible reasons are included in the error message.

Action: Correct the issue and try again.

ORA-15523: failed to create subpath "string" under path "string"

Cause: Either the path does not exist or is inaccessible or the subpath specification is invalid.

Action: Verify that the path exists and is accessible, the subpath specification is valid, and retry the command.

ORA-15525: a user call cannot be replayed because not enough information was captured; extra details: *string*

Cause: An attempt to replay a user call failed because the workload was captured with an old version of Oracle. The information needed for replay was not recorded.

Action: Capture the workload using a newer version of Oracle or use the replay filters to skip the user call.

ORA-15551: workload replay client cannot connect to database server

Cause: The server connection identifier was invalid.

Action: Restart the client with correct server connection identifier.

ORA-15552: workload replay client cannot login to database server

Cause: 1) the replay client used an invalid username or password; 2) the replay user does not have the privilege to switch user; 3) the recorded username does not exist in the replay database.

Action: 1) restart replay client with correct username and password 2) grant user switching privilege to the replay user 3) verify whether the replay database was restored properly

ORA-15553: workload replay client cannot execute the DBMS_WORKLOAD_REPLAY package

Cause: Workload Replay Client's replay user did not have EXECUTE permission on the DBMS_WORKLOAD_REPLAY package.

Action: Grant execute permission on the DBMS_WORKLOAD_REPLAY package to replay user and restart the Workload Replay Client.

ORA-15554: cannot start workload replay client because the database server is not in PREPARE mode

Cause: The Workload Replay Client could not connect to the database server because the database server was not in the PREPARE mode.

Action: Put the database in PREPARE mode by using DBMS_WORKLOAD_REPLAY.PREPARE_REPLAY, and restart the Workload Replay Client.

ORA-15555: workload replay client encountered unexpected error: "*string*"

Cause: Workload Replay Client encountered an unexpected error.

Action: Check the Workload Replay Client's log files and the database server alert log to diagnose the problem.

ORA-15556: invalid input specified to the workload replay client; type 'wrc HELP=Y' for help

Cause: Invalid input was specified.

Action: Use the Workload Replay Client's HELP=Y option to know more about valid input options.

ORA-15557: workload replay client cannot access the replay directory or the database version do not match the preprocessing one

Cause: The Workload Replay Client could not access the directory that contained the workload to be replayed, or the workload was preprocessed by a different version of the database.

Action: Restart the workload replay after specifying the correct replay directory, or preprocess it with the correct database.

ORA-15558: replay thread encountered unexpected error

Cause: A single replay thread got disconnected from the server due to an unexpected error.

Action: Check the Workload Replay Client's log files and the database server alert log to diagnose the problem.

ORA-15559: workload replay client cannot open workload capture file

Cause: The Workload Replay Client could not access one or more workload capture files from the replay directory.

Action: Restart the workload replay after copying all the workload capture files to the replay directory.

ORA-15560: workload replay client cannot access the work directory

Cause: The Workload Replay Client could not access the work directory to write log files for debug information.

Action: Restart the Workload Replay Client after specifying the correct work directory.

ORA-15561: workload replay client cannot connect to the remapped connection with conn_id : string

Cause: The specified connection is invalid or the specified host is inaccessible.

Action: Test the specified connection using other methods and redefine the connection remapping, if necessary. Consult the view DBA_WORKLOAD_CONNECTION_MAP to inspect connection remappings.

ORA-15562: workload replay client cannot read the DBA_WORKLOAD_CONNECTION_MAP view

Cause: The DBA_WORKLOAD_CONNECTION_MAP view did not exist or was not accessible.

Action: Re-create the workload capture and replay views. For additional information, see the documentation.

ORA-15563: workload replay client cannot spawn new threads

Cause: The Workload Replay Client does not have enough resource (CPU or memory) to spawn new threads.

Action: Restart the workload replay after allocating more resource (CPU and memory) to the Workload Replay Client or use more hosts as replay clients to drive the workload.

ORA-15564: contents of the replay directory provided to the workload replay client do not match with the replay directory provided to the database server

Cause: The processed workload capture files given to the workload replay client directory did not match the contents of the replay directory given as input to DBMS_WORKLOAD_REPLAY.INITIALIZE_REPLAY.

Action: Provide the same processed workload capture files to both the database server and all the workload replay clients and restart the replay. If the same workload capture files were processed more than once, provide a copy of the latest processed workload capture files to all the workload replay clients and the database server.

ORA-15566: workload replay client cannot replay user call in the current version

Cause: The workload replay client encountered a user call in the captured workload that was not supported for replay in the current version.

Action: Look in the DBA_WORKLOAD_REPLAY_DIVERGENCE view for details about the call that encountered this error. Refer to the documentation for more details on the types of workload that are not supported in the current version.

ORA-15567: replay user *string* encountered an error during a sanity check

Cause: The replay user encountered an error when accessing internal objects for Database Replay or switching user.

Action: Set up the replay user appropriately at the replay database. Ensure that the replay user can access SYS-owned objects and has been granted the BECOME USER privilege.

ORA-15568: login of user *string* during workload replay failed with ORA-*string*

Cause: The recorded user did not exist in the replay database or encountered other problems during log in.

Action: Check the returned error number and set up the recorded user appropriately at the replay database.

ORA-15569: timeout encountered during the replay of a recorded user call

Cause: The replay of a recorded user call was terminated since it was significantly slower than the workload capture.

Action: Find the root cause for the performance issue. Or, use DBMS_WORKLOAD_REPLAY API to disable the timeout check if the replay is expected to be slower.

ORA-15590: encountered incomplete workload capture files

Cause: The captured workload contained one or more incomplete recording files. This can happen when the original workload capture's FINISH_CAPTURE command timed out while waiting for all the active sessions to close their workload capture files.

Action: Incomplete capture files will not interfere with the processing and replaying of the captured workload. This is simply a warning message to point out that some database calls might not have been recorded due to FINISH_CAPTURE command timing out. For a list of the incomplete files, check the alert log for lines containing DBMS_WORKLOAD_REPLAY.PROCESS_CAPTURE after capture processing.

ORA-15591: encountered corrupt workload capture files

Cause: The captured workload contained one or more corrupt recording files.

Action: For a list of the incomplete files, check the alert log for lines containing DBMS_WORKLOAD_REPLAY.PROCESS_CAPTURE after capture processing. The corrupt files will be replayed up to the point of the corruption. Alternatively, it is possible to remove the corrupt files and run DBMS_WORKLOAD_REPLAY.PROCESS_CAPTURE again. In this case, no workload from the corrupt files will be replayed.

ORA-15601: Invalid value specified for parameter "*string*"

Cause: An invalid value was specified for the given parameter.

Action: Correct the value being specified for the parameter.

ORA-15602: Parameter "*string*" cannot be NULL.

Cause: An attempt was made to call a procedure without a required parameter.

Action: Specify a valid value for this parameter.

ORA-15603: Action cannot be performed when database is in read-only mode.

Cause: A procedure in DBMS_AUTO_TASK_ADMIN package was invoked when database was open in read-only mode.

Action: Retry when database is open in read/write mode.

ORA-15604: Initialization parameters prevent client from being enabled.

Cause: An attempt was made to enable a client that was disabled for automatic execution by an initialization parameter.

Action: Check the related client parameters and try again.

ORA-15605: "*string*" is not a Maintenance Window

Cause: Window name passed to DBMS_AUTO_TASK_ADMIN.ENABLE procedure must be a member of the MAINTENANCE_WINDOW_GROUP.

Action: Make the window a member of the MAINTENANCE_WINDOW_GROUP and retry the call.

ORA-15700: SQL limit already reached by prior task execution

Cause: An attempt was made to resume the execution of a task when the prior execution already reached the SQL limit.

Action: Task execution is complete. Examine the report to review Advisor's recommendations.

ORA-15701: All "SQL Tuning Set(s)" with name like "*string*" and owner like "*string*" are empty

Cause: An attempt was made to pack one or more SQL Tuning Sets, none * of which contained any statements.

Action: Check the input and try again.

ORA-15702: duplicate values for plan line ID in input collection

Cause: An invalid input was provided containing duplicate values for plan line IDs causing the load of the statement to fail.

Action: Check the input and try again.

ORA-15703: invalid version number "*number*" for SQL tuning set staging table

Cause: An invalid version number was provided for a staging table used to pack a SQL tuning set.

Action: Check the input and try again.

ORA-15704: This operation is not supported for Oracle RAS users.

Cause: An attempt was made to execute an unsupported operation. This operation is not supported for Oracle Real Application Security (Oracle RAS) users.

Action: Retry the operation as a non-Oracle RAS user.

ORA-15705: staging table does not exist

Cause: An attempt was made to use a staging table that did not exist.

Action: Verify the name of the staging table and retry the operation.

ORA-15738: Default parameters for SPA Quick Check are not set.

Cause: The required default parameters for SQL Performance Analyzer Quick Check (SPA Quick Check) were not set.

Action: Set default values for all of the required SPA Quick Check parameters and try again.

ORA-15739: invalid name "*string*" for SQL Performance Analyzer task

Cause: An invalid SQL Performance Analyzer task name was used.

Action: Check the name of the SQL Performance Analyzer task to ensure that it is correct.

ORA-15740: parameter "*string*" not set for SQL Performance Analyzer task "*string*"

Cause: Could not find the specified parameter name for the SQL Performance Analyzer task.

Action: Check that the specified parameter exists for the SQL Performance Analyzer task so that the parameter is set.

ORA-15741: no COMPARE_PERFORMANCE execution exists for SQL Performance Analyzer task "*string*"

Cause: Could not find an execution of type COMPARE_PERFORMANCE for specified SQL Performance Analyzer task.

Action: Ensure that the given SQL Performance Analyzer task has at least one execution of type COMPARE_PERFORMANCE.

ORA-15742: specified execution name "*string*" is not a valid COMPARE_PERFORMANCE execution for SQL Performance Analyzer task "*string*".

Cause: The specified execution name was not a valid execution of type COMPARE_PERFORMANCE for the SQL Performance Analyzer task.

Action: Ensure that a valid COMPARE_PERFORMANCE execution name is used for the SQL Performance Analyzer task.

ORA-15743: need to specify the object ID if the tuning task is on a SQL set.

Cause: There could be multiple objects in the SQL tuning task. Specify which one.

Action: Add object ID to the interface.

ORA-15744: The directory name is null.

Cause: The directory name for finding the SQL traces was null.

Action: Create the directory.

ORA-15745: The plan type is not valid.

Cause: The specified plan type was not valid

Action: Check the existing plan types and specify the right one.

ORA-15746: Missing EXECUTE privilege on DBMS_AUTO_SQLTUNE.

Cause: The current user was missing the necessary privileges to execute the API.

Action: Grant the privilege and try again.

ORA-15747: The previous Oracle Data Masking job is unfinished. "string" table is not empty.

Cause: The previously executed Oracle Data masking job was not successfully completed.

Action: Execute Oracle Data masking cleanup.

ORA-15748: invalid container name specified

Cause: The container name specified for this API was invalid. When this API is run at the multitenant container database (CDB) root, the acceptable container names are any valid containers in that CDB. When it is run in a pluggable database, the only acceptable container name is its own name.

Action: Specify a valid container name.

ORA-15750: current node is not configured for remote operations

Cause: An attempt to perform a Remote Management Framework (RMF) operation failed because the node performing the operation was not yet configured for remote operations.

Action: Configure the node and retry the operation.

ORA-15751: The RMF operation failed.

Cause: An attempt to perform a Remote Management Framework (RMF) operation failed because an unexpected error condition happened.

Action: Retry the operation and contact Oracle Support Services if the condition persists.

ORA-15755: current node is already configured for remote operations

Cause: An attempt to configure a node failed because the node was already configured for Remote Management Framework (RMF) operations.

Action: Unconfigure the node and retry the operation.

ORA-15761: not registered in an RMF topology

Cause: An attempt to perform a Remote Management Framework (RMF) operation failed because the node performing the operation was not registered in a topology.

Action: Register the node in a topology or create a new topology and retry the operation.

ORA-15764: concurrent RMF operation is in progress

Cause: An attempt to perform a Remote Management Framework (RMF) operation failed because another conflicting operation was already running.

Action: Retry after the conflicting operation has finished.

ORA-15766: already registered in an RMF topology

Cause: An attempt to register the specified node failed because the node was already registered in a Remote Management Framework (RMF) topology.

Action: Ensure that the specified node name matches the node to be registered and that the database link connects to the intended node. Unregister the specified node before registering it into another topology.

ORA-15767: RMF topology [string] does not exist.

Cause: A topology with the specified topology name was not created in the Remote Management Framework (RMF).

Action: Verify that the topology name is valid and retry the operation.

ORA-15768: RMF topology [*string*] already exists.

Cause: A topology with the specified topology name was already created in the Remote Management Framework (RMF).

Action: Verify that the topology name is valid and retry the operation. Specify a different topology name that has not been used yet.

ORA-15769: node [*string*] is not registered in RMF topology [*string*]

Cause: A node with the specified node name was not registered in the specified Remote Management Framework (RMF) topology.

Action: Ensure that the specified node name and topology name is correct, and that the specified node is currently registered in the specified topology.

ORA-15770: node [*string*] is already registered in RMF topology [*string*]

Cause: A node with the specified node name was already registered in the specified Remote Management Framework (RMF) topology.

Action: Ensure that the specified node is not currently registered in the specified topology and that the node to be registered in the specified topology is configured with a unique name.

ORA-15771: parameter [*string*] is invalid: *string*

Cause: The value for the specified parameter was invalid.

Action: Provide a value that fulfills the requirements specified in the error message.

ORA-15772: parameter [*string*] exceeds *string* characters

Cause: The value for the specified string parameter was too long.

Action: Provide a value for the specified parameter that has a length below the character limit specified in the error message.

ORA-15773: parameter [*string*] does not allow NULL values

Cause: A NULL value was provided for the specified parameter but the parameter only allows non-NULL values.

Action: Provide a non-NULL value for the specified parameter.

ORA-15774: parameter [*string*] conflicts with the value in the remote node [*string*]

Cause: An attempt to perform a Remote Management Framework (RMF) operation failed because the specified parameter was different from the actual value stored in the node performing the operation.

Action: Ensure that the database link connects to the intended node and that the specified parameter matches the value configured in the node that will perform the operation.

ORA-16000: database or pluggable database open for read-only access

Cause: The database or pluggable database was opened for read-only access. Attempts to modify the database using DML or DDL statements generate this error.

Action: In order to modify the database or pluggable database, it must first be shut down and reopened for read/write access.

ORA-16001: database already open for read-only access by another instance

Cause: The database has been opened for read-only access by another instance, and cannot be opened for read/write access by this instance.

Action: This instance must be opened for read/write access, or all other instances must first be shut down and reopened for read-only access.

ORA-16002: database or pluggable database already open for read/write access by another instance

Cause: The database or pluggable database has been opened for read/write access by another instance, and cannot be opened for read-only access by this instance.

Action: This instance must be opened for read-only access, or all other instances must first be shut down and reopened for read/write access.

ORA-16003: standby database is restricted to read-only access

Cause: An attempt was made to open a physical standby database in read/write mode.

Action: Reissue the ALTER DATABASE OPEN specifying READ ONLY.

ORA-16004: backup database required recovery

Cause: The database could not be opened for read-only access by this instance because it requires recovery.

Action: Perform the necessary recovery and reopen for read-only access.

ORA-16005: database requires recovery

Cause: The database required recovery, and therefore could not be opened for read-only access by this instance.

Action: If the database was terminated abnormally (possibly using a shutdown abort), the database first needs to be opened in read/write mode. Otherwise, perform the necessary recovery and reopen for read-only access.

ORA-16006: A remote archival request was aborted due to database shutdown.

Cause: When opening or closing a database instance, the database may wait for pending remote archival requests to complete before proceeding with the operation. This error was reported because a shutdown was detected.

Action: This is an informational message so no action is required.

ORA-16007: invalid backup control file checkpoint

Cause: The database could not be opened for read-only access because its control file did not contain a valid control file checkpoint.

Action: Open the database for read/write access to create a valid control file checkpoint. The database can then be opened for read-only access.

ORA-16008: indeterminate control file checkpoint

Cause: The control file for the database being opened for read-only access was created using the CREATE CONTROLFILE statement. Therefore, a control file checkpoint could not be calculated and the database could not be opened for read-only access.

Action: First, open the database for read/write access. This creates a valid control file checkpoint. Then, reopen the database for read-only access.

ORA-16009: invalid redo transport destination

Cause: The redo transport destination could not accept redo data because it was not a valid redo transport destination type.

Action: Verify that all redo transport destinations are either standby databases or downstream capture databases.

ORA-16011: Remote File Server process is in Error state.

Cause: The Remote File Server (RFS) process at the specified redo transport destination experienced an unrecoverable error and was unable to receive further redo data.

Action: Correct the problem at the redo transport destination.

ORA-16012: database identifier mismatch

Cause: The database identifier of a physical standby database did not match that of the primary database.

Action: Ensure that the database identifier of each physical standby database matches that of the primary database.

ORA-16013: log *string* sequence# *string* does not need archiving

Cause: An attempt was made to archive the named file manually, but the file did not require archiving. The file had previously been successfully archived.

Action: No action is required.

ORA-16014: log *string* sequence# *string* not archived, no available destinations

Cause: An attempt was made to archive the named log, but the archive was unsuccessful. The archival failed because there were no archive log destinations specified, or all destinations are in an error state.

Action: Verify that archive log destinations are specified or take the necessary step to correct any errors that may have occurred.

ORA-16015: Log *string* sequence# *string* was not archived.

Cause: An attempt was made to archive the named log to a destination, but the operation did not succeed because the destination was not in ARCHIVELOG mode.

Action: Enable ARCHIVELOG mode at all destinations and retry.

ORA-16016: archived log for thread *string* sequence# *string* unavailable

Cause: Redo apply timed out waiting for the requested archived log file.

Action: Verify that the primary database is still archiving redo data to the standby database and reissue the RECOVER STANDBY DATABASE command.

ORA-16017: cannot use LOG_ARCHIVE_DUPLEX_DEST without a primary archive destination

Cause: The parameter LOG_ARCHIVE_DUPLEX_DEST was set to a non-NULL value when the primary archive destination was set to NULL explicitly.

Action: Set the primary archive destination to a valid non-NULL value.

ORA-16018: cannot use *string* with LOG_ARCHIVE_DEST_n or DB_RECOVERY_FILE_DEST

Cause: One of the following events caused an incompatibility: 1) Parameter LOG_ARCHIVE_DEST or LOG_ARCHIVE_DUPLEX_DEST was in use when a LOG_ARCHIVE_DEST_n (n = 1...31) parameter was encountered while fetching initialization parameters. 2) An ALTER SYSTEM ARCHIVE LOG START TO command was in effect when a LOG_ARCHIVE_DEST_n parameter was encountered while fetching initialization parameters. 3) A LOG_ARCHIVE_DEST_n parameter was in use when an ALTER SYSTEM command was used to define a value for either the LOG_ARCHIVE_DEST or LOG_ARCHIVE_DUPLEX_DEST parameter. 4) Parameter DB_RECOVERY_FILE_DEST was in use when an attempt was made to use

an ALTER SYSTEM or ALTER SESSION command to define a value for LOG_ARCHIVE_DEST or LOG_ARCHIVE_DUPLEX_DEST.

Action: Eliminate any incompatible parameter definitions.

ORA-16019: cannot use *string* with LOG_ARCHIVE_DEST or LOG_ARCHIVE_DUPLEX_DEST

Cause: One of the following events caused an incompatibility: 1) Parameter LOG_ARCHIVE_DEST or LOG_ARCHIVE_DUPLEX_DEST was in use when the specified LOG_ARCHIVE_DEST_n (n = 1...31) or DB_RECOVERY_FILE_DEST parameter was encountered while fetching initialization parameters. 2) Parameter LOG_ARCHIVE_DEST or LOG_ARCHIVE_DUPLEX_DEST was in use when an attempt was made to use an ALTER SYSTEM or ALTER SESSION command to define a value for the specified LOG_ARCHIVE_DEST_n or DB_RECOVERY_FILE_DEST parameter. 3) An ALTER SYSTEM ARCHIVE LOG START TO command was in effect when the specified LOG_ARCHIVE_DEST_n parameter was encountered while fetching initialization parameters. 4) An ALTER SYSTEM ARCHIVE LOG START TO command was in effect when an attempt was made to use an ALTER SYSTEM or ALTER SESSION command to define a value for the specified LOG_ARCHIVE_DEST_n parameter.

Action: Eliminate any incompatible parameter definitions.

ORA-16020: fewer destinations available than specified by LOG_ARCHIVE_MIN_SUCCEED_DEST

Cause: The number of archive log destinations that could be used was less than the LOG_ARCHIVE_MIN_SUCCEED_DEST parameter value.

Action: Either adjust the log archive destination parameters, or lower the value of LOG_ARCHIVE_MIN_SUCCEED_DEST.

ORA-16021: session *string* destination cannot be the same as session *string* destination

Cause: An attempt was made to change the first specified archive log parameter using ALTER SESSION to have a destination value that duplicates the session-level destination value of the second specified archive log parameter.

Action: Specify a different session destination value for one of the LOG_ARCHIVE_DEST_n parameters.

ORA-16022: LOG_ARCHIVE_DEST cannot be NULL because LOG_ARCHIVE_DUPLEX_DEST is non-NULL

Cause: An attempt was made to change parameter LOG_ARCHIVE_DEST to NULL when parameter LOG_ARCHIVE_DUPLEX_DEST is non-NULL.

Action: Either set parameter LOG_ARCHIVE_DEST to a non-NULL value, or set parameter LOG_ARCHIVE_DUPLEX_DEST to a NULL value.

ORA-16023: system *string* destination cannot be the same as session *string* destination

Cause: An attempt to change the first specified LOG_ARCHIVE_DEST_n (n = 1...31) parameter produced a destination that duplicates the session destination value of the second specified LOG_ARCHIVE_DEST_n parameter. This error can occur when setting a non-NULL value with the ALTER SYSTEM command. Or, this error can occur when setting a NULL value with ALTER SESSION command, because then the associated system destination value may appear as a duplicate.

Action: Specify a different destination value for the first specified LOG_ARCHIVE_DEST_n parameter.

ORA-16024: parameter *string* cannot be parsed

Cause: The value for the indicated LOG_ARCHIVE_DEST_n (n = 1...31) parameter could not be parsed. Common causes for this error are a misplaced equal sign, an unrecognized attribute, or an attribute that is missing a required value.

Action: Correct the value for the indicated LOG_ARCHIVE_DEST_n parameter.

ORA-16025: parameter *string* contains repeated or conflicting attributes

Cause: The value for the specified LOG_ARCHIVE_DEST_n (n = 1...31) parameter contained either repeated attributes or attributes that conflicted with each other.

Action: Correct the value for the indicated LOG_ARCHIVE_DEST_n parameter.

ORA-16026: parameter *string* contains an invalid attribute value

Cause: The value for the specified LOG_ARCHIVE_DEST_n (n = 1...31) parameter contained an attribute with an invalid value.

Action: Correct the value for the indicated LOG_ARCHIVE_DEST_n parameter.

ORA-16027: parameter *string* is missing a destination option

Cause: The value for the indicated LOG_ARCHIVE_DEST_n (n = 1...31) parameter failed to include a destination option. A destination option is specified using either the LOCATION or SERVICE attribute.

Action: Correct the value for the indicated LOG_ARCHIVE_DEST_n parameter.

ORA-16028: new *string* causes less destinations than LOG_ARCHIVE_MIN_SUCCEED_DEST requires

Cause: An attempt was made to change the indicated LOG_ARCHIVE_DEST_n or LOG_ARCHIVE_DEST_STATE_n parameter (n = 1...31) to a value that reduces the number of archive log destinations to less than the specified LOG_ARCHIVE_MIN_SUCCEED_DEST value.

Action: Either select different options for the LOG_ARCHIVE_DEST_n or LOG_ARCHIVE_DEST_STATE_n parameters, or reduce the value for parameter LOG_ARCHIVE_MIN_SUCCEED_DEST.

ORA-16029: cannot change LOG_ARCHIVE_MIN_SUCCEED_DEST, no archive log destinations

Cause: An attempt was made to change the LOG_ARCHIVE_MIN_SUCCEED_DEST parameter when there are no archive log destinations.

Action: Define one or more log archive destinations using parameters LOG_ARCHIVE_DEST, LOG_ARCHIVE_DUPLEX_DEST, or LOG_ARCHIVE_DEST_n (n = 1...31). Then, change the value of parameter LOG_ARCHIVE_MIN_SUCCEED_DEST.

ORA-16030: session specific change to the LOG_ARCHIVE_MIN_SUCCEED_DEST parameter requires a LOG_ARCHIVE_DEST_n destination

Cause: The following event caused an incompatibility: Parameter LOG_ARCHIVE_DEST or LOG_ARCHIVE_DUPLEX_DEST was in use when an attempt was made to change the LOG_ARCHIVE_MIN_SUCCEED_DEST parameter with an ALTER SESSION command.

Action: Replace any LOG_ARCHIVE_DEST and LOG_ARCHIVE_DUPLEX_DEST parameters with LOG_ARCHIVE_DEST_n (n = 1...31) parameters.

ORA-16031: parameter *string* destination string exceeds *string* character limit

Cause: The value for the specified parameter contained a destination string that is too long.

Action: Replace the destination value for the specified parameter with a character string that has a length below the limit specified in the error message.

ORA-16032: parameter *string* destination string cannot be translated

Cause: The value for the specified parameter contained a destination string that could not be translated.

Action: Use a valid destination string in the specified parameter.

ORA-16033: parameter *string* destination cannot be the same as parameter *string* destination

Cause: An attempt was made to change the first specified archive log parameter to have a destination value that duplicates the system-level destination value of the second specified archive log parameter.

Action: Specify a different value for one of the archive log parameters.

ORA-16034: Recovery could not be started.

Cause: Database recovery could not be started because the FROM and MANAGED STANDBY DATABASE clauses were both specified when attempting to start recovery.

Action: Retry the command with either the FROM or MANAGED STANDBY DATABASE clause, but not both.

ORA-16035: missing required keyword *string*

Cause: The indicated keyword is required but was not specified.

Action: Correct the syntax and retry the command.

ORA-16036: invalid CANCEL option

Cause: A mode other than IMMEDIATE followed the CANCEL keyword in RECOVER MANAGED STANDBY DATABASE statement.

Action: Specify either nothing or IMMEDIATE following CANCEL.

ORA-16037: user requested cancel of managed recovery operation

Cause: The managed standby database recovery operation has been canceled per user request.

Action: No action is required.

ORA-16038: log *string* sequence# *string* cannot be archived

Cause: An attempt was made to archive the named file, but the file could not be archived. Examine the secondary error messages to determine the cause of the error.

Action: No action is required.

ORA-16039: RFS request version mismatch

Cause: A request to archive a redo log to a redo transport destination failed because of an Oracle software version mismatch at the destination.

Action: Verify that a compatible version of Oracle software is running at the redo transport destination.

ORA-16040: Destination archive log file is locked.

Cause: The target archive log file was locked. This indicates that the file is being archived to another Remote File Server (RFS) process.

Action: Ensure that each remote redo transport destination uses a unique network service name.

ORA-16041: Remote File Server fatal error

Cause: The Remote File Server (RFS) process at a redo transport destination encountered a fatal error and was no longer available. Further redo transmission to this destination may not be possible.

Action: Refer to the appropriate RFS trace file located at the redo transport destination for details regarding the error encountered and take corrective action.

ORA-16042: user requested cancel immediate of redo apply

Cause: Redo apply was canceled immediately per user request. Processing of the current archive log file has been interrupted and, therefore, the database is in an inconsistent state.

Action: No action is required.

ORA-16043: Redo apply has been canceled.

Cause: Redo apply was canceled per user request or operation timeout.

Action: More specific messages will accompany this message.

ORA-16044: Destination *string* attribute cannot be specified at session level.

Cause: An attempt was made to modify a redo transport destination attribute using the ALTER SESSION command.

Action: Use the ALTER SYSTEM command to modify the destination attribute.

ORA-16045: circular redo transport destination dependency chain

Cause: An attempt was made to make a redo transport destination dependent on a redo transport destination that was dependent on it.

Action: Ensure that no redo transport destination is dependent on any destination that is dependent on it.

ORA-16046: Redo transport destination failed due to failed dependent destination.

Cause: The redo transport destination was dependent upon another destination, which failed. Therefore, this destination failed.

Action: No action required.

ORA-16047: DGID mismatch between destination setting and target database

Cause: The DB_UNIQUE_NAME specified for the destination did not match the DB_UNIQUE_NAME at the target database.

Action: Ensure that the DB_UNIQUE_NAME specified in the LOG_ARCHIVE_DEST_n parameter matches the DB_UNIQUE_NAME parameter defined at the destination.

ORA-16050: destination exceeded specified quota size

Cause: An archive log was attempted to be created in a destination with a specified maximum quota size. The creation of the archive log exceeded the specified quota size. Therefore, the destination has been made inaccessible to future archival operations.

Action: No action is required.

ORA-16051: parameter *string* contains an invalid delay time

Cause: The value for the specified LOG_ARCHIVE_DEST_n (n = 1...31) parameter contained a DELAY attribute with an invalid numeric value. The valid range is 0-5760 (in minutes).

Action: Correct the value for the indicated LOG_ARCHIVE_DEST_n parameter.

ORA-16052: DB_UNIQUE_NAME attribute is required.

Cause: DB_UNIQUE_NAME attribute was not specified. The value of the LOG_ARCHIVE_DEST_n parameter for each remote redo transport destination must contain the DB_UNIQUE_NAME attribute if the LOG_ARCHIVE_CONFIG parameter value contains the DG_CONFIG attribute.

Action: Use the DB_UNIQUE_NAME attribute to specify the DB_UNIQUE_NAME for the destination.

ORA-16053: DB_UNIQUE_NAME *string* is not in the Data Guard Configuration

Cause: The specified DB_UNIQUE_NAME is not in the Data Guard Configuration.

Action: If the DG_CONFIG attribute of the LOG_ARCHIVE_CONFIG parameter is enabled, you must specify a valid DB_UNIQUE_NAME. The list of valid DB_UNIQUE_NAMES can be seen with the V\$DATAGUARD_CONFIG view. This problem can also occur when specifying a non-standby destination with an DB_UNIQUE_NAME attribute that does not match the DB_UNIQUE_NAME initialization parameter for the current instance.

ORA-16055: FAL request rejected

Cause: Fetch archive log (FAL) server rejected a redo gap fetch request from the client. This may have various causes.

Action: Check the alert log on the primary database. Take the appropriate action to solve the problem.

ORA-16056: Backup control file archival requires proper syntax.

Cause: An attempt was made to perform an online log file archival using a backup control file. However, the USING BACKUP CONTROLFILE syntax was not specified.

Action: Use the USING BACKUP CONTROLFILE clause to perform an online log file archival using a backup control file.

ORA-16057: server not in Data Guard configuration

Cause: The primary database or fetch archive log (FAL) server was not found in the Data Guard configuration of the standby database.

Action: Add the database unique name of the primary database or FAL server to the DG_CONFIG attribute of the LOG_ARCHIVE_CONFIG database initialization parameter.

ORA-16058: standby database instance is not mounted

Cause: The Remote File Server (RFS) process on the standby database received an internal error.

Action: Check the standby alert log and RFS trace files for more information.

ORA-16059: empty log file or invalid next available block

Cause: An attempt was made to archive an empty or invalid log file.

Action: No action is required.

ORA-16060: Log file is current.

Cause: An attempt was made to archive current log file.

Action: No action is required.

ORA-16061: Log file status has changed.

Cause: The online log file was reclaimed as a new log file either before archival started or during the archival operation.

Action: No action is required.

ORA-16062: standby database not in Data Guard configuration

Cause: The standby database was not found in the Data Guard configuration of the server.

Action: Add the database unique name of the standby database to the DG_CONFIG attribute of the LOG_ARCHIVE_CONFIG database initialization parameter.

ORA-16065: remote archival disabled at standby destination

Cause: Receipt of remote archived REDO log files has been disabled at the associated standby destination host database.

Action: If appropriate change the associated archive log parameter to specify a local destination with the LOCATION keyword or defer the associated archive log destination. Or, if possible, set the standby REMOTE_ARCHIVE_ENABLE parameter to TRUE, or enable the RECEIVE attribute of the LOG_ARCHIVE_CONFIG parameter and restart the standby database instance before further REDO log file archivals occur.

ORA-16066: remote archival disabled

Cause: An archive log destination parameter has specified a remote destination with the SERVICE keyword. Remote archival of REDO log files has been disabled for this database. The associated archive log destination has been disabled.

Action: If appropriate change the archive log parameter to specify a local destination with the LOCATION keyword or (if appropriate) set the REMOTE_ARCHIVE_ENABLE parameter to TRUE, or enable the SEND attribute of the LOG_ARCHIVE_CONFIG parameter and restart the database instance before further REDO log file archivals occur.

ORA-16067: activation identifier mismatch in archive log *string*

Cause: The activation identifier contained in the archive log file header does not match the activation identifier of the database being recovered. The indicated archive log cannot be applied to the database.

Action: Locate the appropriate archive log for the database.

ORA-16068: redo log file activation identifier mismatch

Cause: The activation identifier of the indicated redo log file does not match the activation identifier of the database.

Action: n/a

ORA-16069: activation identifier mismatch

Cause: Redo transport failed because the activation identifier of the primary and physical standby databases did not match. This can happen if the physical standby database was not created from a backup of the primary database.

Action: Create a valid configuration and re-try the failed operation.

ORA-16070: parameter *string* contains an invalid REGISTER attribute value

Cause: The value for the specified LOG_ARCHIVE_DEST_n (n = 1...31) parameter contained a REGISTER attribute that specified an invalid file name template string. If specified, the REGISTER file name template string must indicate an O/S-specific file path name including thread and log sequence number substitution directives (%t, %T, %s, %S).

Action: Correct the value for the LOG_ARCHIVE_DEST_n parameter.

ORA-16071: Archived log file *string* was not found at dependency destination.

Cause: The specified archived log file was not found at a redo transport destination on which other destinations are dependent.

Action: Verify that all redo transport destinations that are dependent upon another destination or upon which other destinations are dependent are configured correctly.

ORA-16072: a minimum of one standby database destination is required

Cause: No standby database archive log destinations were specified.

Action: Specify a standby archive log destination in the initialization parameter file.

ORA-16073: archiving must be enabled

Cause: Online log file archiving is disabled.

Action: Enable log file archiving.

ORA-16074: No ARCH processes are active.

Cause: All ARCH processes have stopped.

Action: Restart the instance.

ORA-16075: standby database destination mismatch

Cause: Another instance had access to a standby database destination that this instance did not. If the initialization parameter LOG_ARCHIVE_CONFIG does not define a DG_CONFIG, this may be due to a standby database becoming unavailable recently.

Action: Ensure that at each instance the set of standby databases referred to by LOG_ARCHIVE_DEST_n initialization parameters is the same and define a DG_CONFIG at each instance to identify those databases explicitly.

ORA-16076: unknown standby database destination

Cause: A standby database destination was specified that was not accessed by another instance. If the initialization parameter LOG_ARCHIVE_CONFIG does not define a DG_CONFIG, this mismatch may be due to a standby database having been restarted recently.

Action: Ensure that at each instance the set of standby databases referred to by LOG_ARCHIVE_DEST_n initialization parameters is the same and define a DG_CONFIG at each instance to identify those databases explicitly.

ORA-16078: media recovery disabled

Cause: The database is not in ARCHIVELOG mode.

Action: Place the database in ARCHIVELOG mode.

ORA-16079: standby archival not enabled

Cause: The standby database did not have archival enabled.

Action: In order to allow the standby database to access the standby log files, the standby database must be in ARCHIVELOG mode.

ORA-16080: invalid LogMiner session *string* for APPLY

Cause: Logical standby apply engine was started with an invalid LogMiner session identifier.

Action: Fix the problem with the LogMiner session or create a new session.

ORA-16081: insufficient number of processes for APPLY

Cause: Logical standby apply engine was started with fewer processes available than needed.

Action: Increase the values of the initialization parameters PROCESSES and or the MAX_SERVERS parameter seen in the DBA_LOGSTDBY_PARAMETERS view.

ORA-16082: logical standby is not initialized correctly

Cause: Logical standby apply engine was started but it found inconsistencies in its metadata.

Action: Look in the trace file for more information.

ORA-16083: LogMiner session has not been created

Cause: Logical standby apply engine was started without creating a LogMiner session.

Action: Create a LogMiner session and restart the apply engine.

ORA-16084: an apply engine is already running

Cause: A logical standby apply engine was running when another was created.

Action: Shut down the previous apply engine before starting a new one.

ORA-16086: Redo data cannot be written to the standby redo log

Cause: The primary database was in MAXIMUM PROTECTION or MAXIMUM AVAILABILITY mode, but redo data could not be written to the standby redo log at the standby database(s).

Action: Check the Remote File Server (RFS) trace file for specific errors and reconfigure the standby redo log as appropriate.

ORA-16087: Switchover requires standby or current control file.

Cause: An attempt was made to perform a switchover operation using a backup or clone control file.

Action: Convert the backup control file into a current control file prior to attempting a switchover operation. A clone control file cannot be used for a switchover operation.

ORA-16088: archive log has not been completely archived

Cause: An attempt was made to register an archive log that has not been completely archived. The specified archive log may be a "current" log file.

Action: Specify a completed archive log.

ORA-16089: archive log has already been registered

Cause: An attempt was made to register an archive log that already has a corresponding thread# and sequence# entry in the standby database control file. Duplicate information is not permitted.

Action: Use the V\$ARCHIVED_LOG fixed view to verify the archive log information.

ORA-16090: archive log to be replaced not created by managed standby process

Cause: An attempt was made to replace an archive log entry that was not originally created by the managed standby operation.

Action: No user action required.

ORA-16091: dependent archive log destination already archived

Cause: An archive log destination contains a dependency to another archive log destination that has previously been archived.

Action: The parent archive log destination cannot be dependent on another archive log destination. Use the ALTER SYSTEM command to remove one of the dependency attributes.

ORA-16092: dependent archive log destination is not active

Cause: An archive log destination contains a dependency to another archive log destination that is not active"

Action: The child archive log destination cannot be dependent on another invalid archive log destination. Use the ALTER SYSTEM command to remove one of the dependency attributes.

ORA-16093: dependent archive log destination is not LGWR-enabled

Cause: An archive log destination contains a dependency to another archive log destination that is not enabled for the LGWR process"

Action: The child archive log destination cannot be dependent on another archive log destination not archived by the LGWR. Use the ALTER SYSTEM command to change the parent archive log to specify the LGWR process.

ORA-16094: Database shut down during archival operation.

Cause: The database was shut down while an online log file archival was active.

Action: None required.

ORA-16095: Dependent destination removal for inactivation

Cause: A dependent archive log destination was inactivated due to the parent archive log destination becoming intelligible for archival. This may be due to the parent destination being manually deferred by an application user.

Action: None required.

ORA-16096: ALTER DATABASE COMMIT TO SWITCHOVER TO PHYSICAL STANDBY

Cause: None

Action: Specify this command to switch the primary database to the physical standby role.

ORA-16097: ALTER DATABASE COMMIT TO SWITCHOVER TO PRIMARY

Cause: None

Action: Specify this command to switch the physical standby database to the primary role.

ORA-16098: Primary database has been shut down to prevent data loss.

Cause: The primary database was shut down because it was operating in maximum protection mode and no suitable standby databases were available to protect the primary database from data loss.

Action: Diagnose and correct whatever errors exist in the configuration or configure the primary database for maximum availability or maximum performance mode.

ORA-16099: internal error ORA-00600 occurred at standby database

Cause: The RFS process on the standby database received an internal error.

Action: Check the standby alert log and RFS trace files for more information.

ORA-16100: not a valid Logical Standby database

Cause: This database has not been completely configured as a Logical Standby database.

Action: Verify that the database is the intended Logical Standby database. Ensure that you already started logical standby apply with the ALTER DATABASE START LOGICAL APPLY INITIAL statement. See the Oracle8i SQL Reference manual for the statement syntax.

ORA-16101: a valid start SCN could not be found

Cause: An SCN from which to start could not be found.

Action: Register the first log file following the backup from which this database was generated. Using the ALTER DATABASE REGISTER LOGFILE statement to register the database is recommended. Alternatively, you can provide a starting SCN value with this statement.

ORA-16102: remote information is not available on the specified primary

Cause: The new primary has not completed generating the necessary information for the standby to begin consuming its log stream.

Action: Verify that the database link provided references a system that is about to become a new primary. Wait a short time before retrying the command to allow the primary some time to generate the necessary information.

ORA-16103: Logical Standby apply must be stopped to allow this operation

Cause: Logical Standby is currently applying changes. The apply must complete or be stopped to allow the requested operation.

Action: Execute the ALTER DATABASE STOP LOGICAL STANDBY APPLY statement, then re-enter or respecify the operation.

ORA-16104: Invalid Logical Standby parameter

Cause: The specified parameter is not valid.

Action: Check spelling or refer to the DBMS_LOGSTDBY PL/SQL package documentation for the correct statement syntax.

ORA-16105: Logical Standby is already running in background

Cause: A Logical Standby apply operation is already running.

Action: None

ORA-16106: loading previously applied transaction information

Cause: Logical Standby coordinator was performing a scan to identify previously applied transactions.

Action: No action necessary. This informational statement is provided to record the event for diagnostic purposes.

ORA-16107: all log data from primary has been processed

Cause: On the primary system, the log stream has been ended by the ALTER DATABASE COMMIT TO SWITCHOVER TO LOGICAL STANDBY command.

Action: Issue one of the following commands to make this standby a primary or resume applying changes from a new primary. ALTER DATABASE COMMIT TO SWITCHOVER TO LOGICAL PRIMARY; ALTER DATABASE START LOGICAL STANDBY APPLY NEW PRIMARY dblink;

ORA-16108: database is no longer a standby database

Cause: The current database has already been made a primary database.

Action: Issue the following commands to make this primary a standby. ALTER DATABASE COMMIT TO SWITCHOVER TO LOGICAL STANDBY; ALTER DATABASE START LOGICAL STANDBY APPLY NEW PRIMARY dblink;

ORA-16109: failed to apply log data from previous primary

Cause: Log data from previous primary could not be completely applied.

Action: Check DBA_LOGSTDBY_EVENTS for failures and take corrective action. Then, reissue command.

ORA-16110: user procedure processing of logical standby apply DDL

Cause: A user provided stored procedure has been called to inspect a DDL statement prior to it being processed.

Action: No action necessary, this informational statement is provided to record user involvement in the processing of a statement. Additional information can be found in the DBA_LOGSTDBY_EVENTS and the DBA_LOGSTDBY_SKIP views.

ORA-16111: log mining and apply setting up

Cause: This logical standby process is setting up to begin processing changes.

Action: No action necessary, this informational statement is provided to record the event for diagnostic purposes.

ORA-16112: log mining and apply stopping

Cause: This logical standby process is cleaning up and stopping Logical Standby apply.

Action: No action necessary, this informational statement is provided to record the event for diagnostic purposes.

ORA-16113: applying change to table or sequence *string*

Cause: The process is applying changes to a specific schema object.

Action: No action necessary, this informational statement is provided to record the event for diagnostic purposes.

ORA-16114: applying DDL transaction with commit SCN *string*

Cause: The process is applying a DDL change that's committed at the given SCN.

Action: No action necessary, this informational statement is provided to record the event for diagnostic purposes.

ORA-16115: *string*\% of LogMiner dictionary loading is done

Cause: The process is loading dictionary information from the redo stream. This activity may take a few minutes.

Action: No action necessary, this informational statement is provided to record the event for diagnostic purposes.

ORA-16116: no work available

Cause: The process is idle waiting for additional changes to be made available.

Action: No action necessary, this informational statement is provided to record the event for diagnostic purposes.

ORA-16117: processing

Cause: The process is performing its primary function and is not waiting on any significant event.

Action: No action necessary, this informational statement is provided to record the event for diagnostic purposes.

ORA-16119: building transaction at SCN *string*

Cause: The transaction being committed at the given SCN is being prepared for apply.

Action: No action necessary, this informational statement is provided to record the event for diagnostic purposes.

ORA-16120: dependencies being computed for transaction at SCN *string*

Cause: The transaction committed at the given SCN is being analyzed for dependencies.

Action: No action necessary, this informational statement is provided to record the event for diagnostic purposes.

ORA-16121: applying transaction with commit SCN *string*

Cause: The transaction committed at the given SCN is being applied.

Action: No action necessary, this informational statement is provided to record the event for diagnostic purposes.

ORA-16122: applying large dml transaction at SCN *string*

Cause: A large transaction is being applied before the commit has been seen. The current redo being applied ends as the given SCN.

Action: No action necessary, this informational statement is provided to record the event for diagnostic purposes.

ORA-16123: transaction *string string string* is waiting for commit approval

Cause: The apply process is waiting for approval to commit a transaction. This transaction may depend on another or other synchronization activity may delay the committing of a transaction.

Action: No action necessary, this informational statement is provided to record the event for diagnostic purposes.

ORA-16124: transaction *string string string* is waiting on another transaction

Cause: The apply process is waiting to apply additional changes. This transaction likely depends on another.

Action: No action necessary, this informational statement is provided to record the event for diagnostic purposes.

ORA-16125: large transaction *string string string* is waiting for more data

Cause: The apply process is waiting until additional changes for a large transaction are retrieved from the log stream.

Action: No action necessary, this informational statement is provided to record the event for diagnostic purposes.

ORA-16126: loading table or sequence *string*

Cause: Information on the given table or sequence is being loaded into an in memory cache for future use.

Action: No action necessary, this informational statement is provided to record the event for diagnostic purposes.

ORA-16127: stalled waiting for additional transactions to be applied

Cause: This process is waiting for additional memory before continuing. Additional log information cannot be read into memory until more transactions have been applied to the database, thus freeing up additional memory.

Action: No action necessary, this informational statement is provided to record the event for diagnostic purposes. If this message occurs often and changes are not being applied quickly, increase available SGA or the number of apply processes.

ORA-16128: User initiated stop apply successfully completed

Cause: Logical standby was shutdown in an orderly fashion.

Action: No action necessary, this informational statement is provided to record the event for diagnostic purposes.

ORA-16129: unsupported DML encountered

Cause: One or more DMLs to an unsupported table were encountered and skipped.

Action: No action necessary. This informational statement is provided to record the event for diagnostic purposes. Optionally, check the DBA_LOGSTDBY_EVENTS view for more information including the impacted table owner and name.

ORA-16130: supplemental log information is missing from log stream

Cause: Supplemental logging is not enabled at the primary database.

Action: Issue the following command to enable supplemental logging. ALTER DATABASE ADD SUPPLEMENTAL LOG DATA (PRIMARY KEY, UNIQUE INDEX) COLUMNS;

ORA-16131: An error occurred during a Terminal Recovery of the standby.

Cause: An error occurred during a Terminal Recovery of the standby.

Action: Check the standby alert log additional information.

ORA-16132: An error occurred during activation of the standby.

Cause: An error occurred during activation of the standby database following a Terminal Recovery.

Action: Check the standby alert log additional information.

ORA-16133: Datafile *string* has incorrect terminal recovery stamp.

Cause: After activation of a standby database following a terminal recovery (recovery of standby using current logs), recovery of a datafile from before the activation must have completed the same terminal recovery to avoid corruption.

Action: A backup of the datafile taken after the terminal recovery and before activating the standby must be used for recovery.

ORA-16134: invalid MANAGED recovery FINISH option

Cause: A mode other than NOWAIT follows the FINISH keyword in RECOVER MANAGED STANDBY DATABASE statement.

Action: Specify either nothing or NOWAIT following FINISH.

ORA-16135: Invalid LOG_ARCHIVE_CONFIG modification while in protected mode

Cause: The LOG_ARCHIVE_CONFIG parameter can not be modified while any RAC instance is open in either maximum protection or maximum availability mode. Also, the parameter can not be modified in such way that would cause all destinations to fail while in maximum protection mode.

Action: Make the modification before the database is opened by any instance.

ORA-16136: Managed Standby Recovery not active

Cause: An attempt was made to cancel a managed recovery session but no managed recovery session was active.

Action: No action is necessary.

ORA-16137: invalid state change to a managed alternate destination

Cause: An attempt was made to explicitly change the state of a destination participating in an internally managed set of alternate destinations. For example, a destination in the ALTERNATE state was explicitly ENABLED. Doing so will thwart the internal mechanisms to manage these cooperating destinations.

Action: The destination must be reset before making this state change.

ORA-16138: end of log stream not received from primary

Cause: The standby system has not received notification that the primary system log stream has been terminated. A graceful switchover is not possible.

Action: Verify that the primary log stream has been terminated. Ensure that the standby has applied all necessary redo from the primary system and, if appropriate, reissue the graceful switchover command.

ORA-16139: media recovery required

Cause: An error has occurred while performing a switchover.

Action: If you were switching a primary database to the standby role, the conversion was successful, but one or more errors occurred after the conversion completed. See the alert log for more information. You can proceed with switching the target standby database to the primary role, but you must address the errors reported at the old primary database before it can protect the new primary database. If you encountered this error while switching a physical standby database to the primary role, the switchover did not succeed because additional redo must be applied. Verify that redo apply is active and wait until the SWITCHOVER_STATUS column of the V\$DATABASE dynamic performance view reports TO_PRIMARY or SESSIONS_ACTIVE before retrying the switchover.

ORA-16140: standby online logs have not been recovered

Cause: The standby database has online logs containing redo that has not been recovered. Activating the standby would lose redo contained in the online logs.

Action: To recover the standby online logs issue the following command: ALTER DATABASE RECOVER MANAGED STANDBY DATABASE FINISH. Then reissue the ALTER DATABASE ACTIVATE STANDBY DATABASE command. To activate the standby without recovering the online logs, issue the following command: ALTER DATABASE ACTIVATE STANDBY DATABASE SKIP STANDBY LOGFILE.

ORA-16143: RFS connections not allowed during or after terminal recovery

Cause: An attempt was made, by an RFS process, to access a standby online log file during or after a terminal recovery.

Action: The primary must not attempt to archive to the standby after a terminal recovery.

ORA-16145: archival for thread# *string* sequence# *string* in progress

Cause: The indicated archived log file is not available for recovery due to the fact that it is still being archived.

Action: Verify that archival of the indicated log file has completed and reissue the RECOVER STANDBY DATABASE command.

ORA-16146: *string*control file enqueue unavailable

Cause: The control file enqueue is currently unavailable.

Action: No Action is required. We will try to re-fetch it at a later time.

ORA-16147: standby database referenced by multiple archive log destinations

Cause: Multiple archive log destinations reference the same standby database, using different service names. This is not allowed.

Action: Remove one of the duplicate archive log destinations.

ORA-16148: user requested expiration of managed recovery operation

Cause: The managed standby database recovery operation has been canceled per user specified EXPIRE option of the RECOVER MANAGED STANDBY DATABASE statement.

Action: No action is required.

ORA-16150: FINISH recovery performed on another, older standby database

Cause: An archive log containing a FINISH recovery indicator was received by a standby database that has received archive logs in the future of the received archive log. Because of the possibility that these future archive logs have been applied to this standby database, the received archive log must be rejected.

Action: No action is required.

ORA-16151: Managed Standby Recovery not available

Cause: The attempted operation failed because of a pending CANCEL of the managed standby recovery operation.

Action: Wait for the managed standby recovery session to end. Then retry the operation.

ORA-16152: standby database is in 'no-data-loss' protected mode

Cause: The attempted database operation is not allowed while the standby database is in 'no-data-loss' protected mode.

Action: Verify that the attempted database operation is warranted, ALTER DATABASE SET STANDBY DATABASE UNPROTECTED and reissue the statement.

ORA-16154: suspect attribute: *string*

Cause: Use of the indicated attribute is illegal in the given context.

Action: Make the appropriate changes and reissue the statement.

ORA-16156: LGWR archive log dependency not allowed if database is standby protected

Cause: The use of a LGWR archive log dependency is not allowed when the primary is protected by a standby database, as this requires use of the standby redo log files.

Action: Remove the LGWR archive log dependency and use normal LGWR archival instead.

ORA-16157: media recovery not allowed following successful FINISH recovery

Cause: A RECOVER MANAGED STANDBY DATABASE FINISH command has previously completed successfully. Another media recovery is not allowed.

Action: Issue one of these operations following a FINISH recovery: ALTER DATABASE OPEN READ ONLY or ALTER DATABASE COMMIT TO SWITCHOVER TO PRIMARY.

ORA-16159: Cannot change protected standby destination attributes

Cause: An attempt was made to change the LGWR/ARCH or SYNC/ASYN attributes for a destination that is participating in the standby protection mode of the database.

Action: No action is required.

ORA-16160: Cannot change protected standby database configuration

Cause: An attempt was made to change the standby database configuration when the primary database is in standby protected mode.

Action: The standby database must be added to the configuration before the primary database is opened.

ORA-16161: Cannot mix standby and online redo log file members for group *string*

Cause: An attempt was made to add a log file member that did not match the other member types. This problem typically occurs when adding a standby log file member to an online redo log file group, or adding an online redo log file member to a standby redo log file group.

Action: Verify the log file group type using the TYPE column of the V\$LOG fixed view.

ORA-16162: Cannot add new standby databases to protected configuration

Cause: An attempt was made to enable a new standby database destination when the primary database is in standby protected mode.

Action: The standby database must be added to the configuration before the primary database is opened.

ORA-16163: LGWR network server host attach error

Cause: The LGWR network server could not attach to remote host

Action: The alert log contains more problem-specific information

ORA-16164: LGWR network server host detach error

Cause: The LGWR network server could not detach from remote host

Action: The alert log contains more problem-specific information

ORA-16165: LGWR failed to hear from network server

Cause: The LGWR lost its connection to the network server

Action: The alert log contains more problem-specific information

ORA-16166: LGWR network server failed to send remote message

Cause: The LGWR network server could not communicate with the remote host

Action: The alert log contains more problem-specific information

ORA-16167: LGWR network server could not switch to non-blocking mode

Cause: The LGWR network server could not switch to non-blocking mode

Action: The alert log contains more problem-specific information

ORA-16168: LGWR network server could not switch to blocking mode

Cause: The LGWR network server could not switch to blocking mode

Action: The alert log contains more problem-specific information

ORA-16169: LGWR network server invalid parameters

Cause: The LGWR network server could not switch to blocking mode

Action: The alert log contains more problem-specific information

ORA-16170: Terminal recovery may have left the database in an inconsistent state

Cause: When terminal recovery is invoked in a standby database without synchronous log shipping, in the rare case of the recovery session being in an unrecoverable state, terminal recovery cannot bring the standby database to a consistent SCN boundary if the primary database continues to have redo thread(s) open.

Action: Continue standby recovery with additional log shipping from primary.

ORA-16171: RECOVER...FINISH not allowed due to gap for thr *string*, seq *string-string*

Cause: See alert log for more details

Action: Copy missing archived logs from primary or another standby. Register the logs and reissue the RECOVER...FINISH command. If the logs are not available, issue the ALTER DATABASE RECOVER MANAGED STANDBY SKIP command to ignore the standby redo log files.

ORA-16172: archive logs detected beyond Terminal End-Of-Redo

Cause: An attempt to archive a Terminal End-Of-Redo archive log to a remote destination failed due the existence, at the remote site, of archive logs containing REDO in the future of the Terminal EOR.

Action: n/a

ORA-16173: incompatible archival network connections active

Cause: One of two situations can cause this error: 1) An attempt to start a Terminal Incomplete Recovery operation failed due to an active Remote File Server process detected. 2) An attempt to archive a Terminal End-Of-Redo archive log to a remote destination failed due to an active Remote File Server process at the remote site. An active Remote File Server (RFS) process implies connectivity with the primary database which may indicate that a Terminal Incomplete Recovery operation is not warranted.

Action: Verify the Managed Standby environment and re-evaluate the necessity of a Terminal Incomplete Recovery operation.

ORA-16174: user requested thread/sequence termination of managed recovery

Cause: The managed standby database recovery operation has been terminated per user specified THROUGH THREAD/SEQUENCE option of the RECOVER MANAGED STANDBY DATABASE statement.

Action: No action is required.

ORA-16175: cannot shut down database when media recovery is active

Cause: An attempt was made to shut down a standby database while media recovery was active.

Action: Cancel media recovery to proceed with the shutdown.

ORA-16176: background dictionary build cannot be running

Cause: The background process dedicated to dictionary build is active.

Action: wait and try it later.

ORA-16177: media recovery is not required

Cause: The THROUGH LAST SWITCHOVER clause of the ALTER DATABASE RECOVER MANAGED STANDBY DATABASE was specified and the database has been recovered to the most recent End-Of-Redo marker. All known archived logs have been applied. Managed recovery is not required.

Action: No action is necessary. The standby database may be activated as a new primary or may continue as a standby.

ORA-16178: Cannot specify remote destinations in manual archiving mode

Cause: The database is operating in manual archiving mode. Remote archivelog destinations are not allowed in this mode.

Action: Use the ALTER DATABASE ARCHIVELOG command to place the database in automatic ARCHIVELOG mode, or defer the archivelog destinations that specify the SERVICE= attribute.

ORA-16179: incremental changes to "string" not allowed with SPFILE

Cause: Incremental changes to a log_archive_dest_n parameter cannot be made when using an SPFILE.

Action: Specify either LOCATION or SERVICE plus all other attributes to be set in one ALTER SYSTEM/SESSION SET command.

ORA-16180: number of processes specified is too large

Cause: The number of server processes available for Logical Standby is currently limited to 1024 LogMiner processes and 1024 apply processes or a total of 2048.

Action: Retry with a lower value.

ORA-16181: SGA specified for Logical Standby is too large

Cause: MAX_SGA is larger than 75% of the larger of initialization parameters SHARED_POOL_SIZE, MEMORY_TARGET, and SGA_TARGET.

Action: Specify the value of MAX_SGA to be less than 75% of the maximum of SHARED_POOL_SIZE, MEMORY_TARGET, and SGA_TARGET.

ORA-16182: Internal error on internal channel during remote archival

Cause: An internal error was encountered on the internal channel between LGWR and Network Server.

Action: No action is required, as an attempt will be made to re-archive the file that had this failure during archival.

ORA-16184: DB_UNIQUE_NAME *string* hashes to the same value as DB_UNIQUE_NAME *string*

Cause: The internal hash value generated for one DB_UNIQUE_NAME collided with the hash value of another DB_UNIQUE_NAME.

Action: Slightly modify one of the DB_UNIQUE_NAMES so it hashes to a different value.

ORA-16185: REMOTE_ARCHIVE_ENABLE and LOG_ARCHIVE_CONFIG mutually exclusive

Cause: Both the REMOTE_ARCHIVE_ENABLE and LOG_ARCHIVE_CONFIG parameters are defined in the initialization file and they are mutually exclusive.

Action: The REMOTE_ARCHIVE_ENABLE parameter has been made obsolete. Use only the LOG_ARCHIVE_CONFIG parameter.

ORA-16186: Modifying LOG_ARCHIVE_CONFIG requires SID='*' qualifier

Cause: The setting for the LOG_ARCHIVE_CONFIG parameter must be exactly the same on all RAC instances so the SID='*' qualifier is required.

Action: Re-enter the command using the SID='*' qualifier.

ORA-16187: LOG_ARCHIVE_CONFIG contains duplicate, conflicting or invalid attributes

Cause: The LOG_ARCHIVE_CONFIG parameter was specified with duplicate, conflicting or invalid attributes.

Action: Check the documentation regarding the correct specification of the LOG_ARCHIVE_CONFIG parameter.

ORA-16188: LOG_ARCHIVE_CONFIG settings inconsistent with previously started instance

Cause: The settings for the LOG_ARCHIVE_CONFIG parameter were inconsistent with the settings of a previously started instance. The settings for this parameter must be exactly the same for all instances.

Action: Ensure that all instances use the exact same LOG_ARCHIVE_CONFIG settings.

ORA-16191: Primary log shipping client not logged on standby

Cause: An attempt to ship redo to standby without logging on to standby or with invalid user credentials.

Action: Check that primary and standby are using password files and that both primary and standby have the same SYS password. Restart primary and/or standby after ensuring that password file is accessible and REMOTE_LOGIN_PASSWORDFILE initialization parameter is set to SHARED or EXCLUSIVE.

ORA-16192: Primary and standby network integrity mismatch

Cause: Standby wants sqlnet network integrity for redo shipment which is not configured properly at the primary.

Action: Check sqlnet.ora documentation regarding how to setup network integrity and set it up identically on both primary and standby. Restart primary and/or standby.

ORA-16193: Primary and standby network encryption mismatch

Cause: Standby wants sqlnet network encryption for redo shipment which is not configured properly at the primary.

Action: Check sqlnet.ora documentation regarding how to setup network encryption and set it up identically on both primary and standby. Restart primary and/or standby.

ORA-16194: Modifying DB_UNIQUE_NAME requires SID='*' qualifier

Cause: The setting for the DB_UNIQUE_NAME parameter must be exactly the same on all RAC instances so the SID='*' qualifier is required.

Action: Re-enter the command using the SID='*' qualifier.

ORA-16195: DG_CONFIG requires DB_UNIQUE_NAME be explicitly defined

Cause: The DG_CONFIG attribute of the LOG_ARCHIVE_CONFIG parameter can only be used if the DB_UNIQUE_NAME parameter has been explicitly defined.

Action: Explicitly define a valid DB_UNIQUE_NAME.

ORA-16196: database has been previously opened and closed

Cause: The instance has already opened and closed the database, which is allowed only once in its lifetime.

Action: Shut down the instance.

ORA-16197: Invalid DB_UNIQUE_NAME parameter specification

Cause: The DB_UNIQUE_NAME parameter has an invalid specification. The DB_UNIQUE_NAME parameter has a maximum length of 30 characters and the only characters allowed are alpha-numeric characters and "_", "\$" and "#".

Action: Check the documentation and re-enter the parameter.

ORA-16198: Timeout incurred on internal channel during remote archival

Cause: A timeout was incurred during remote archival.

Action: No action is required, as an attempt will be made to re-archive the file that had this failure during archival.

ORA-16199: Terminal recovery failed to recover to a consistent point

Cause: See alert log for more details

Action: Try to resolve the problem. Retry terminal recovery. If the problem occurs repeatedly and cannot be resolved, call Oracle support.

ORA-16200: Skip procedure requested to skip statement

Cause: Logical standby called a skip procedure that requested for a particular statement not to be applied.

Action: No action necessary, this informational statement is provided to record the event for diagnostic purposes.

ORA-16201: Skip procedure requested to apply statement

Cause: Logical standby called a skip procedure that requested for a particular statement to be applied.

Action: No action necessary, this informational statement is provided to record the event for diagnostic purposes.

ORA-16202: Skip procedure requested to replace statement

Cause: Logical standby called a skip procedure that requested for a particular statement to be replaced with a new statement.

Action: No action necessary, this informational statement is provided to record the event for diagnostic purposes.

ORA-16203: Unable to interpret skip procedure return values

Cause: The skip procedure returned conflicting or invalid values.

Action: Ensure that the new_statement output parameter is non-NULL when returning DBMS_LOGSTDBY.SKIP_ACTION_REPLACE and NULL otherwise. Also ensure SKIP_ACTION is specified correctly.

ORA-16204: DDL successfully applied

Cause: A DDL statement has successfully committed on the logical standby database.

Action: No action necessary, this informational statement is provided to record the event for diagnostic purposes.

ORA-16205: DDL skipped due to skip setting

Cause: A setting in the logical standby skip table indicates that this type of DDL should always be skipped.

Action: No action necessary, this informational statement is provided to record the event for diagnostic purposes.

ORA-16206: database already configured as Logical Standby database

Cause: This database has been previously configured as a Logical Standby database. A Logical Standby database is not capable of processing the requested operation.

Action: Ensure that you entered the command on the correct database as this database is a Logical Standby and is not capable of servicing the request.

ORA-16207: Logical standby dictionary build not permitted.

Cause: A dictionary build is currently in progress. Only one build can be active at a time.

Action: Wait for the active build to complete before invoking a new build.

ORA-16208: Logical standby dictionary build failed to start.

Cause: Failure to start the logical standby dictionary build process (LSP1)

Action: Check the accompanying messages, and the background process trace file. Correct the problem mentioned in the messages. Then shut down and restart the instance. If the trace file mentions any other background process messages, check the trace file for the mentioned process until the root message is found.

ORA-16209: Logical standby dictionary build failed to complete.

Cause: The logical standby dictionary build process terminated abnormally.

Action: Check the accompanying messages, and the background process trace file. Correct the problem mentioned in the messages. Then shut down and restart the instance. If the trace file mentions any other background process messages, check the trace file for the mentioned process until the root message is found.

ORA-16210: Logical standby coordinator process terminated with error

Cause: The logical standby coordinator process terminated abnormally.

Action: Check the accompanying messages, and the background process trace file. Correct the problem mentioned in the messages. Then shut down and restart the instance. If the trace file mentions any other background process messages, check the trace file for the mentioned process until the root message is found.

ORA-16211: unsupported record found in the archived redo log

Cause: Log apply services encountered a record in the archived redo log that could not be interpreted.

Action: 1. Use DBMS_LOGSTDBY.INSTANTIATE_TABLE to re-create the table on the standby database or simply drop the table if it's unimportant. 2. ALTER DATABASE START LOGICAL STANDBY APPLY; 3. Examine the current_scn column in the DBA_LOGSTDBY_EVENTS view to determine which log file contains the unsupported record. 4. Provide the log file to Oracle Support Services.

ORA-16212: number of processes specified for SQL Apply is too great

Cause: Logical standby apply engine was started with more processes requested than are available.

Action: Adjust the values of the initialization parameters PROCESSES or the MAX_SERVERS parameter seen in the DBA_LOGSTDBY_PARAMETERS view. If you did not specify MAX_SERVERS, but instead specified PREPARE_SERVERS and APPLY_SERVERS through the dbms_logstdby.apply_set procedure, you will need to decrease either one or both of them.

ORA-16213: ddl encountered, stopping apply engine

Cause: stop_on_ddl callout specified and DDL was encountered.

Action: Either disable stop_on_ddl callout or remove DDL.

ORA-16214: apply stalled for apply delay

Cause: A delay has been specified on the primary database for this destination.

Action: Either turn off the delay on the primary or use DBMS_LOGSTDBY.APPLY_UNSET('APPLY_DELAY'); to override.

ORA-16215: history metadata inconsistency

Cause: internal error.

Action: This is an internal error. Contact Oracle support.

ORA-16216: Log stream sequence error

Cause: The log stream being processed did not follow the last processed stream.

Action: If the database is in an active configuration, issue an ALTER DATABASE START LOGICAL STANDBY APPLY NEW PRIMARY command to synchronize log stream data with the current primary database. If the database is not in an active configuration, manually add the next dictionary-begin log file that followed the previous log stream.

ORA-16217: prepare to switchover has not completed

Cause: An ALTER DATABASE PREPARE TO SWITCHOVER command was issued, but the prepare activity did not complete.

Action: Verify that the standby was prepared properly. You may cancel the prepare and perform an unprepared switchover which requires a database link to complete. Or reissue the prepare operation on the standby.

ORA-16218: This database is already preparing to switch over.

Cause: The database was already preparing to switch over and was not able to accommodate another prepare attempt.

Action: Cancel the current prepare attempt with the ALTER DATABASE PREPARE TO SWITCHOVER CANCEL command, then reissue the prepare request.

ORA-16219: This database is not preparing to switch over.

Cause: The database was not preparing to switch over. Therefore, it was not possible to cancel the SWITCHOVER command.

Action: Preparing for the SWITCHOVER command can be accomplished with the ALTER DATABASE PREPARE TO SWITCHOVER command.

ORA-16220: no failed transaction found

Cause: No failed transaction was found.

Action: Retry the ALTER DATABASE START LOGICAL STANDBY APPLY command without the SKIP FAILED TRANSACTION option.

ORA-16221: history table synchronization error

Cause: internal error.

Action: This is an internal error. Contact Oracle support.

ORA-16222: automatic Logical Standby retry of last action

Cause: A failure occurred while running Logical Standby apply. A new attempt is automatically being made by Logical Standby apply.

Action: No action is necessary. This informational statement is provided to record the event for diagnostic purposes.

ORA-16223: DDL skipped, unsupported in current version

Cause: The given DDL statement was not supported in the current version of Logical Standby and was skipped.

Action: No action is necessary. This informational statement is provided to record the event for diagnostic purposes.

ORA-16224: Database Guard is enabled

Cause: Operation could not be performed because database guard is enabled

Action: Verify operation is correct and disable database guard

ORA-16225: Missing LogMiner session name for Capture

Cause: An attempt was made to register the log file for Capture without a specified LogMiner session name.

Action: Specify a valid LogMiner session name to which the log file will be registered.

ORA-16226: DDL skipped due to lack of support

Cause: Logical Standby does not support this type of DDL in this version, so the DDL is skipped.

Action: The DBA may apply the DDL explicitly at a later time or a procedure to handle this type of DDL can be created. see DBMS_LOGSTDBY.SKIP procedure for details.

ORA-16227: DDL skipped due to missing object

Cause: A table or other database object upon which this DDL depended was not defined on the Logical Standby database.

Action: No action is necessary. This informational statement is provided to record the event for diagnostic purposes.

ORA-16228: Insufficient recovery for logical standby

Cause: Insufficient amount of recovery was run for logical standby instantiation.

Action: Continue to recover the database using ALTER DATABASE RECOVER MANAGED STANDBY DATABASE.

ORA-16229: PDML child *string string string* for parent *string string string* cannot be skipped.

Cause: A request was made to skip a parallel DML child transaction id. This is not supported.

Action: Using the DBMS_LOGSTDBY.UNSKIP_TRANSACTION procedure, remove the child transaction id, then specify the parent transaction id using DBMS_LOGSTDBY.SKIP_TRANSACTION if appropriate.

ORA-16230: committing transaction *string string string*

Cause: Logical Standby apply was committing changes for the given transaction.

Action: No action necessary, this informational statement is provided to record the event for diagnostic purposes.

ORA-16232: adding Logical Standby skip entry for table *string.string*

Cause: Table was previously unsupported due to datatype or storage attribute definitions. Table is now capable of being supported.

Action: To have Logical Standby maintain the table, import that table directly from the primary.

ORA-16233: The table *string.string* is unsupported now

Cause: Table was previously supported but now is unsupported due to altered datatype or storage attribute definitions.

Action: None

ORA-16234: restarting to reset Logical Standby apply

Cause: Logical Standby encountered a work load that required a restart to properly reschedule.

Action: No action necessary. This informational statement is provided to record the event for diagnostic purposes.

ORA-16235: DDL skipped because import has occurred

Cause: An object was exported from the primary database and imported into the Logical Standby database. This DDL occurred before the export.

Action: No action necessary. This informational statement is provided to record the event for diagnostic purposes.

ORA-16236: Logical Standby metadata operation in progress

Cause: The requested operation failed because an incompatible Logical Standby metadata operation such as DBMS_LOGSTDBY.SET_TABLESPACE,

DBMS_LOGSTDBY.APPLY_SET or DBMS_LOGSTDBY.INSTANTIATE_TABLE was still running.

Action: Wait for the incompatible Logical Standby metadata operation to finish, then reenter or respecify the operation.

ORA-16237: SGA specified for Logical Standby is too small

Cause: MAX_SGA must be at least 10 Megabytes for proper functioning of Logical Standby.

Action: Specify the value of MAX_SGA to be greater than or equal to 10Mb. Alternatively, increase the shared_pool_size/sga_target so that 1/4 of it will amount to 10 Megabytes.

ORA-16238: attempt to use version 9 log

Cause: Version 9 log files are not supported.

Action: Use log files of a supported version.

ORA-16239: IMMEDIATE option not available without standby redo logs

Cause: The IMMEDIATE option cannot be used without standby redo logs.

Action: Do not specify the IMMEDIATE option unless standby redo logs are being used.

ORA-16240: Waiting for log file (thread# *string*, sequence# *string*)

Cause: Process is idle waiting for additional log file to be available.

Action: No action necessary. This informational statement is provided to record the event for diagnostic purposes.

ORA-16241: Waiting for gap log file (thread# *string*, sequence# *string*)

Cause: Reader process was idle waiting for the log file to fill the log sequence gap.

Action: No action necessary. This informational statement is provided to record the event for diagnostic purposes.

ORA-16242: Processing log file (thread# *string*, sequence# *string*)

Cause: Reader process was processing the log file.

Action: No action necessary. This informational statement is provided to record the event for diagnostic purposes.

ORA-16243: paging out *string* bytes of memory to disk

Cause: Builder process is paging out memory to free up space in lcr cache.

Action: No action necessary, this informational statement is provided to record the event for diagnostic purposes.

ORA-16245: change db_name to *string* in the server-side parameter file (SPFILE)

Cause: An ALTER DATABASE RECOVER TO LOGICAL STANDBY new-dbname command was successfully executed without a modifiable server parameter file (SPFILE).

Action: The server-side parameter file must be modified so that db_name is set to the given name before mounting the database again. You must do this by executing CREATE PFILE FROM SPFILE, editing the resulting text parameter file, and then executing CREATE SPFILE FROM PFILE.

ORA-16246: User initiated abort apply successfully completed

Cause: SQL Apply was stopped using the abort option.

Action: No action necessary, this informational statement is provided to record the event for diagnostic purposes.

ORA-16247: DDL skipped on internal schema

Cause: Logical Standby ignores DDLs on internal schemas such as SYS and SYSTEM. For a complete list of internal schemas ignored by Logical Standby perform the following query: `SELECT owner FROM dba_logstdby_skip WHERE statement_opt = 'INTERNAL SCHEMA'`.

Action: No action necessary, this informational statement is provided to record the event for diagnostic purposes.

ORA-16248: RFS connections not permitted during Terminal Apply

Cause: Writes by RFS are not permitted while Logical Standby is performing Terminal Apply.

Action: Permit any outstanding Logical Standby operations to complete.

ORA-16249: Terminal apply failed to complete during failover

Cause: The logical standby coordinator process terminated abnormally."

Action: Examine the `DBA_LOGSTDBY_EVENTS` view for the reason behind the abnormal shutdown, and resolve accordingly. Once the problem has been rectified, reissue the `ALTER DATABASE ACTIVATE LOGICAL STANDBY DATABASE` command to complete the failover.

ORA-16250: Failed to acquire starting scn of new log stream

Cause: The starting SCN for the new log stream could not be determined.

Action: Please reissue the `ACTIVATE LOGICAL STANDBY DATABASE` command.

ORA-16251: LSP1 Background Build not permitted

Cause: The LSP1 background process is not permitted to start because it had previously been attempted.

Action: This is an internal error. Contact Oracle support.

ORA-16252: Rebuild operation not permitted

Cause: The REBUILD operation is not permitted.

Action: Only on a primary database that has failed to complete the LogMiner dictionary build may the REBUILD operation take place. Reissue the `ACTIVATE LOGICAL STANDBY DATABASE` command if it previously failed to complete.

ORA-16253: Logical standby cannot start due to a prior, incomplete operation

Cause: A failure during a prior failover or configuration-related operation left the logical standby in an inconsistent state.

Action: Identify and reissue the operation before attempting to restart the logical standby apply engine.

ORA-16254: change db_name to *string* in the client-side parameter file (pfile)

Cause: An `ALTER DATABASE RECOVER TO LOGICAL STANDBY new-dbname` command was successfully executed without a server parameter file (spfile).

Action: The client-side parameter file must be edited so that `db_name` is set to the given name before mounting the database again.

ORA-16255: Log Auto Delete conflicts with another LogMiner session

Cause: Log Auto Delete cannot be on while another LogMiner session is running on the same database.

Action: Start Logical Standby without Log Auto Delete or destroy other LogMiner sessions first.

ORA-16256: Failure to complete standby redo log file archival after failover

Cause: The standby redo log files processed during the failover of a logical standby were not archived.

Action: Execute DBMS_LOGSTDBY.REBUILD to reattempt the archival.

ORA-16257: Switchover initiated stop apply successfully completed

Cause: SQL Apply was stopped because of a switchover.

Action: No action necessary, this informational statement is provided to record the event for diagnostic purposes.

ORA-16258: marking index unusable due to a constraint violation

Cause: A constraint violation occurred during the apply of a direct path load. The index will be marked unusable and the apply will be restarted.

Action: No action necessary. See alert log for index schema and name.

ORA-16259: Switchover to logical standby requires a log archive destination

Cause: A valid log archive destination was not found to which the local system could archive the end of redo (EOR) log file. A minimum of one destination is required.

Action: Ensure all log archive destinations are properly configured and, if applicable, have network connectivity before reissuing the ALTER DATABASE COMMIT TO SWITCHOVER TO LOGICAL STANDBY DDL operation.

ORA-16260: Waiting to replace partial or corrupt log file (thread# *string*, sequence# *string*)

Cause: LogMiner Reader process reached the end of a partial log file or encountered a corrupted block. It is now waiting for the log file to be recovered and reregistered.

Action: No action necessary. Once the fetch archive log (FAL) archiver replaces the log file, standby will automatically restart to process the replaced file.

ORA-16261: Identification key mismatch for table "*string*"."*string*".

Cause: Internal error in SQL Apply.

Action: Contact Oracle Support Services.

ORA-16262: Invalid value specified for Logical Standby parameter

Cause: The value specified in APPLY_SET is invalid for the parameter.

Action: Specify correct parameter value. Please refer to documentation on DBMS_LOGSTDBY PL/SQL package for details.

ORA-16263: Dynamic parameters can only be set on SQL apply instance

Cause: Attempt to set a Logical standby dynamic parameter on an instance other than where SQL apply coordinator is running.

Action: Connect to the instance where SQL apply coordinator is running and reissue the statement.

ORA-16264: invalid value for PREPARE_SERVERS parameter

Cause: attempt to set PREPARE_SERVERS parameter to zero or to a value which would require MAX_SERVERS to be increased.

Action: set PREPARE_SERVERS parameter to a non zero value and or increase MAX_SERVERS parameter accordingly.

ORA-16265: Unsupported PL/SQL procedure encountered

Cause: Apply encountered an unsupported procedure from an Oracle supplied PL/SQL package that is otherwise supported

Action: Either add a skip rule for this procedure or manually apply the procedure and restart apply skipping the failed transaction Please refer to documentation on the PL/SQL package for details.

ORA-16266: Cannot instantiate a Logical Standby from another Logical Standby

Cause: An instantiation of a Logical Standby has been attempted for another database with the Logical Standby role, which is not supported.

Action: Instantiate a Logical Standby database only from a Primary Database.

ORA-16267: Cannot instantiate a Logical Standby during a switchover

Cause: An instantiation of a Logical Standby has been attempted for a primary database that is in the middle of a switchover.

Action: Execute ALTER DATABASE PREPARE TO SWITCHOVER CANCEL to cancel the switchover, and attempt the instantiation again.

ORA-16268: user procedure processing of logical standby apply PL/SQL

Cause: A user-provided stored procedure was called to inspect a PL/SQL statement prior to the statement being processed.

Action: No action necessary, this informational statement is provided to record user involvement in the processing of a statement. Additional information can be found in the DBA_LOGSTDBY_EVENTS and the DBA_LOGSTDBY_SKIP views.

ORA-16269: PL/SQL procedure skipped due to failure on primary database

Cause: Because the PL/SQL procedure failed when executed on the primary database, it could not be executed on the standby database.

Action: This informational statement is provided to record the event for diagnostic purposes. The failed PL/SQL procedure needs to be investigated to ensure it did not commit interesting data before it failed.

ORA-16270: PL/SQL procedure skipped due to unmaintained standby objects

Cause: Because the PL/SQL procedure manipulated objects not being maintained by the standby database, it was skipped.

Action: No action necessary. This informational statement is provided to record the event for diagnostic purposes.

ORA-16271: PL/SQL successfully applied

Cause: A PL/SQL procedure was successfully applied on the logical standby database.

Action: No action necessary, this informational statement is provided to record the event for diagnostic purposes.

ORA-16272: PL/SQL procedure skipped due to skip setting

Cause: A setting in the logical standby skip table indicated that this PL/SQL procedure should always be skipped.

Action: No action necessary, this informational statement is provided to record the event for diagnostic purposes.

ORA-16273: invalid value for APPLY_SERVERS parameter

Cause: attempt to set APPLY_SERVERS parameter to zero or to a value which would require MAX_SERVERS to be increased.

Action: set APPLY_SERVERS parameter to a non zero value or increase MAX_SERVERS parameter accordingly.

ORA-16274: failure to perform operation on all Oracle RAC instances

Cause: One or more instances encountered an error while performing an operation.

Action: Ensure every instance in the Oracle RAC meets the requirements for the operation, and retry the operation.

ORA-16275: prior failed CTAS detected and pre-existing table dropped

Cause: During the processing of a CTAS operation, an existing empty table with the same name and attributes as the CTAS source table was found, and the table was dropped.

Action: No action is necessary. This informational statement is provided to record the event for diagnostic purposes.

ORA-16276: specified database link does not correspond to primary database

Cause: The database link specified to DBMS_LOGSTDBY.INSTANTIATE_TABLE did not link to the primary database for this logical standby database.

Action: Specify a database link that corresponds to the primary database for this logical standby database. The link should have privileges to read and lock the table being instantiated, as well as the SELECT_CATALOG_ROLE.

ORA-16277: specified table is not supported by logical standby database

Cause: A call was made to DBMS_LOGSTDBY.INSTANTIATE_TABLE to instantiate an unsupported table on the logical standby database. Tables with unsupported data types cannot be replicated to a logical standby database.

Action: Specify a table which is not listed in the DBA_LOGSTDBY_UNSUPPORTED_TABLE view.

ORA-16278: specified table has a multi-object skip rule defined

Cause: A table that is instantiated via DBMS_LOGSTDBY.INSTANTIATE_TABLE must not have any skip rules defined with wildcard characters.

Action: Remove or rewrite any skip rules defined for the specified table so that they no longer contain wildcard characters, or no longer affect the specified table.

ORA-16279: supplied dblink does not have sufficient privileges

Cause: A dblink was specified that lacked one or more of the CONNECT, RESOURCE, or SELECT_CATALOG_ROLE roles or that connects to a user with insufficient privileges to lock the table.

Action: Grant the necessary privileges to the dblink and the user to which the dblink connects and retry the operation.

ORA-16280: cannot change master key on a logical standby database

Cause: An attempt was made to change the master key for transparent data encryption on a logical standby database.

Action: Set GUARD to NONE and reissue the command. This prevents you from replicating tables with encrypted columns from the primary database.

ORA-16281: missing identification key for table "*string*"."*string*".

Cause: No identification key was created for specified table.

Action: Create a primary key or unique index for specified table.

ORA-16282: operation not permitted during rolling upgrade

Cause: An operation was attempted that is not supported during a rolling upgrade.

Action: Retry the operation upon completion of the upgrade.

ORA-16283: operation not permitted on non-apply instance

Cause: An operation was attempted that is not supported since it requires a running logical apply on the local instance.

Action: Retry the operation on the instance on which the apply engine is running.

ORA-16284: timed out waiting for an in-progress operation to complete

Cause: An operation timed out waiting for another operation to complete.

Action: Retry the operation when the in-progress operation has completed.

ORA-16285: operation not permitted due to inconsistent role state

Cause: A prior attempt to change the role of this database has failed before the new role state could be fully committed.

Action: Retry the previously attempted role-related operation before attempting the current operation.

ORA-16286: operation not permitted due to lack of synchronized destination

Cause: A synchronized log archive destination was not found to which the end-of-redo log file could be archived.

Action: Before re-attempting the operation, wait at least one minute for the Remote File Server to automatically recover any missing log files or manually recover and register any missing log files with logical standby.

ORA-16287: operation not permitted due to active apply state

Cause: An operation was attempted that was not supported while the logical standby database had an active apply state.

Action: Confirm the procedures used to configure the logical standby database. Procedures which attempt to reconfigure a logical standby database for a new primary database may encounter this error if an error in a preliminary step was encountered.

ORA-16288: DDL skipped due to missing edition "*string*"

Cause: The edition in which the DDL was performed on the primary did not exist on the standby database.

Action: No action is necessary. This informational statement is provided to record the event for diagnostic purposes.

ORA-16289: unable to access Pluggable Database "*string*"

Cause: Logical standby attempted to access a Pluggable Database that did not exist.

Action: Create or plug in the specified Pluggable Database or add an appropriate skip rule and then restart logical standby.

ORA-16290: cannot alter the session logical replication state within a transaction

Cause: A transaction was already in progress.

Action: Commit or rollback the transaction and then reexecute.

ORA-16291: operation not permitted due to incomplete setup

Cause: An operation was denied due to the logical standby being in a transitional state.

Action: Perform any multistep procedures such as instantiation, switchover, or failover to completion as written in the documentation.

ORA-16292: cannot replicate ALTER TABLE ADD COLUMN with sequence default value

Cause: The logical standby database attempted to replicate an unsupported DDL statement. The DDL added a column with a sequence as the default.

Action: The table must be re-instantiated from the primary database using DBMS_LOGSTDBY.INSTANTIATE_TABLE().

ORA-16300: LSBY architected tracing event

ORA-16302: extended data type support is not supported for specified table

Cause: A call was made to DBMS_LOGSTDBY.EDS_ADD_TABLE for a table that was not supported for such an operation. The table either does not have a primary key or it has a data type not supported by this procedure.

Action: Specify a table for which support exists in EDS_ADD_TABLE.

ORA-16303: specified table already has extended data type support

Cause: A call was made to DBMS_LOGSTDBY.EDS_ADD_TABLE for a table that already had EDS added on the local database.

Action: None

ORA-16304: procedure must first be called on primary database

Cause: A call was made to DBMS_LOGSTDBY.EDS_ADD_TABLE on a logical standby database without having first called it on the primary database.

Action: Call DBMS_LOGSTDBY.EDS_ADD_TABLE on the primary database and then retry on the standby.

ORA-16305: procedure not supported on a logical standby

Cause: A call was made to DBMS_LOGSTDBY.EDS_EVOLVE_TABLE on a logical standby database which can only be called on a primary database

Action: Call DBMS_LOGSTDBY.EDS_EVOLVE_TABLE on the primary database

ORA-16306: specified table does not have a primary key

Cause: A call was made to DBMS_LOGSTDBY.EDS_ADD_TABLE for a table that did not have a primary key.

Action: Add a primary key and retry the operation.

ORA-16307: TSE key *string* successfully applied

Cause: An ALTER SYSTEM SET ENCRYPTION KEY statement was successfully committed on the logical standby database.

Action: No action necessary. This informational statement is provided to record the event for diagnostic purposes.

ORA-16308: specified table has extended data type support

Cause: A call was made to DBMS_LOGSTDBY.INSTANTIATE_TABLE for a table that is being maintained by extended data type support.

Action: Call DBMS_LOGSTDBY.EDS_REMOVE_TABLE followed by either DBMS_LOGSTDBY.EDS_ADD_TABLE or a retry of the operation.

ORA-16309: extended data type support evolve operation not yet started

Cause: A call was made to finish an extended data type support evolve operation without having first started the operation.

Action: Call DBMS_LOGSTDBY.EDS_EVOLVE_MANUAL with START option and then retry.

ORA-16310: extended data type support evolve operation in progress

Cause: An extended data type support evolve operation was started but not yet completed.

Action: Wait a few seconds and retry the command if automatic evolve has been enabled or call DBMS_LOGSTDBY.EDS_EVOLVE_MANUAL with the FINISH option and then retry.

ORA-16311: materialized view log already exists

Cause: A call was made to DBMS_LOGSTDBY.EDS_ADD_TABLE for a table with a LOB that requires the creation of a specifically-defined materialized view log but one already exists.

Action: Drop the existing materialized view log and retry the operation.

ORA-16330: error in container "*string*"

Cause: An operation was attempted on a container and an error occurred.

Action: Address the failure condition and then retry.

ORA-16331: container "*string*" is not open

Cause: An operation was attempted on a container. However, the container was not open.

Action: Open the container and then retry.

ORA-16332: logical standby encountered non-fatal error ORA-*string* during DDL execution

Cause: Logical standby apply encountered a non-fatal error during DDL execution and continued to process subsequent transactions.

Action: This error is informational only. No user action is required.

ORA-16333: _MAX_LOG_LOOKBACK parameter not sufficiently larger than MAX_SGA

Cause: _MAX_LOG_LOOKBACK or MAX_SGA parameter was set to a value that will lead to decreased performance.

Action: Reset parameters such that `_MAX_LOG LOOKBACK` is at least 5 times the value of `MAX_SGA`.

ORA-16334: skip procedure does not exist

Cause: The specified skip procedure did not exist.

Action: Ensure that the specified skip procedure exists and is accessible by the calling user.

ORA-16397: creation of global temporary table failed on Oracle Active Data Guard standby *string*

Cause: Creation of global temporary table failed due to the specified reason.

Action: Run the statement after fixing the condition that caused the failure.

ORA-16398: online log has been reused and archived log cannot be found

Cause: ASYNC redo transport was unable to find either an online log or archived redo log that represents the current live redo sequence number.

Action: No action is required.

ORA-16399: current redo has moved to a new branch

Cause: A new branch was detected by ASYNC redo transport. No further redo will be transferred from the old branch. ASYNC redo transport will commence on the new branch.

Action: No action is required.

ORA-16400: quota attributes are not allowed with `DB_RECOVERY_FILE_DEST`

Cause: Quota attributes for the destination parameters are not allowed when the parameter `DB_RECOVERY_FILE_DEST` is defined.

Action: No action is required.

ORA-16401: archive log rejected by Remote File Server (RFS)

Cause: An attempt was made to re-archive an existing archive log.

Action: See alert log and trace file for more details. No action is necessary. This is an informational statement provided to record the event for diagnostic purposes.

ORA-16402: `TRANSPORT=ONDEMAND` is unsupported.

Cause: The ARCHIVELOG destination `TRANSPORT=ONDEMAND` attribute was specified on the primary database.

Action: Use of the `TRANSPORT=ONDEMAND` is no longer supported. Remove this attribute from the `LOG_ARCHIVE_DEST_n` initialization parameter.

ORA-16403: shut down in progress - remote connection is not permitted

Cause: A redo transport session could not be started because the database was shutting down.

Action: Wait for the remote instance to be restarted, or contact your DBA.

ORA-16406: primary and standby database software version mismatch

Cause: The primary and standby databases were not running compatible versions of Oracle server software.

Action: Install the correct Oracle server software and try again.

ORA-16407: An archive log from an earlier redo branch has been rejected

Cause: An archive log from a redo branch that is earlier than the one that the standby database is currently applying was rejected.

Action: No action is required.

ORA-16408: An archive log from an incompatible redo branch has been rejected.

Cause: An archive log from a redo branch that is incompatible with the one that the standby database is currently applying was rejected.

Action: No action is required.

ORA-16409: archive log switchover reference number mismatch

Cause: The archive log switchover reference numbers of the primary and standby database did not match. Remote archival of redo log files is not allowed to incompatible standby database instances.

Action: No action is required.

ORA-16411: TRANSPORT=ONDEMAND is unsupported

Cause: The archivelog destination TRANSPORT=ONDEMAND attribute was specified on the primary database.

Action: Use of the TRANSPORT=ONDEMAND is no longer supported. Remove this attribute from the LOG_ARCHIVE_DEST_n initialization parameter.

ORA-16412: TRANSPORT=ONDEMAND is unsupported

Cause: The archivelog destination TRANSPORT=ONDEMAND attribute was specified on the primary database.

Action: Use of the TRANSPORT=ONDEMAND is no longer supported. Remove this attribute from the LOG_ARCHIVE_DEST_n initialization parameter.

ORA-16413: TRANSPORT=ONDEMAND is unsupported

Cause: The archivelog destination TRANSPORT=ONDEMAND attribute was specified on the primary database.

Action: Use of the TRANSPORT=ONDEMAND is no longer supported. Remove this attribute from the LOG_ARCHIVE_DEST_n initialization parameter.

ORA-16416: No viable *strings* switchover targets available

Cause: Switchover failed because no standby databases of the appropriate type were available.

Action: Check the alert log for errors, correct the problem and retry the switchover.

ORA-16417: Activation occurred after recovery from standby redo log files; a full database backup is required

Cause: Activation occurred after recovery from standby redo log files.

Action: Take a full database backup.

ORA-16419: Snapshot standby must be converted to a physical standby database.

Cause: The database was not a physical standby database.

Action: Convert to physical standby database and retry the operation.

ORA-16420: fast-start failover target cannot be converted to snapshot standby

Cause: The database chosen for conversion to a snapshot standby was the fast-start failover target standby database.

Action: Choose another physical standby database and retry the operation.

ORA-16424: RECOVER FINISH cannot complete due to a redo gap.

Cause: RECOVER FINISH failed because there was a redo gap on the standby database.

Action: Resolve redo gap or issue ALTER DATABASE ACTIVATE STANDBY DATABASE to perform an immediate failover with some data loss.

ORA-16425: RECOVER FINISH cannot be issued when recovery branch *string* is not the target branch *string*.

Cause: RECOVER FINISH failed because a new branch existed on the physical standby database.

Action: Issue real-time apply recovery and see if recovery can proceed on the new branch by checking if logs on the new branch are applied by recovery. If so, issue another RECOVER FINISH. Otherwise, issue ALTER DATABASE ACTIVATE STANDBY DATABASE.

ORA-16426: Recovery requested an incorrect log from which to apply redo data.

Cause: Media recovery selected an incorrect log.

Action: Verify that the appropriate log has been properly registered and restart media recovery.

ORA-16427: Redo gap is too large to resolve.

Cause: The redo transport lag at this database was too large for automatic redo gap detection to take place.

Action: Re-create this standby database from a current backup copy of the primary database.

ORA-16431: cannot expand control file

Cause: Additional redo log threads were added on the primary database after the standby control file was created.

Action: Shut down the standby database and replace the control file with a new standby control file from the primary database or change the COMPATIBLE parameter to 10.2.0 or above and restart the standby database.

ORA-16432: inconsistent set of logs applied at a standby database

Cause: Redo apply stopped because it detected an inconsistency in the progression of the SCNs. If this database is a bystander standby database, this is most likely due to a failover operation in which incompatible logs were applied from the old and new primary databases.

Action: Determine the STANDBY_BECAME_PRIMARY_SCN by selecting it from V \$DATABASE on the new primary database. Then, flashback the target database to this SCN and use RMAN to delete all archive logs at or beyond this SCN. Finally, fetch all terminal end of redo (EOR) logs corresponding to the failover operation from the new primary and register all these logs at the target database. Restart redo apply.

ORA-16433: The database or pluggable database must be opened in read/write mode.

Cause: An attempt was made to open the database or pluggable database in read-only mode after an operation that requires the database or pluggable database be opened in read/write mode.

Action: Open the database in read/write mode. The database can then be opened in read-only mode.

ORA-16434: archive log for branch *string* thread *string* sequence *string* cannot be queued

Cause: An archive log needed by the standby database to resolve a redo gap was not found on the source database. This is a fatal situation during a switchover or far sync instance assisted failover because the source database waits for the target standby to be clear of all archive log gaps before allowing the operation to proceed. If a redo gap cannot be resolved during these operations, the operation cannot succeed so it must be failed.

Action: If the specified log is listed in V\$ARCHIVED_LOG for the DEST_ID of the local destination on the source database but no longer exists at that location on disk, the archived log can be copied back to that location to allow gap processing to automatically resolve the gap. If the specified log has been purged from V\$ARCHIVED_LOG, the archived log can be copied to disk on either the source or destination database and registered using the ALTER DATABASE REGISTER OR REPLACE LOGFILE command.

ORA-16436: ALTER DATABASE ... RECOVER FINISH could not start

Cause: ALTER DATABASE ... RECOVER FINISH failed to start because the standby database was missing redo changes below the checkpoint of data files.

Action: Issue ALTER DATABASE ACTIVATE STANDBY DATABASE command instead.

ORA-16437: No active coordinator RFS for current operation

Cause: The coordinator Remote File Server (RFS) for this parallel archival either abnormally terminated or ran down before this subordinate RFS could begin its leg of the operation.

Action: No explicit user action is required.

ORA-16438: Switchover to primary cannot be executed at this time

Cause: ALTER DATABASE COMMIT TO SWITCHOVER TO PRIMARY could not be executed because an incompatible operation such as RMAN restore or flashback was in progress. See the database alert log for details.

Action: Wait for the incompatible operation to complete. The files that have been flashed back or restored need recovery before you can reissue ALTER DATABASE COMMIT TO SWITCHOVER TO PRIMARY statement. Start redo apply and verify that the SWITCHOVER_STATUS column of the V\$DATABASE view reports TO_PRIMARY or SESSIONS_ACTIVE before retrying ALTER DATABASE COMMIT TO SWITCHOVER TO PRIMARY.

ORA-16439: Standby not ready to receive redo at this time

Cause: A logical standby or down stream capture database was not in a state where it could accept a request to receive redo from another database. This was likely due to the database not being open.

Action: See the database alert log at the receiving side of the transfer for details of why the database was not ready. If the database was mounted but not open, open it to clear the problem. The initialization parameter LOG_ARCHIVE_DEST_STATE_n at the sending site may need to be set to ENABLE.

ORA-16440: Control file is corrupt.

Cause: ALTER SYSTEM FLUSH REDO TO STANDBY failed because the control file was corrupt.

Action: Restore the current control file at the primary database and then reissue ALTER SYSTEM FLUSH REDO TO STANDBY from a mounted primary instance.

ORA-16441: Current log *string* for thread *string* sequence *string* is invalid.

Cause: ALTER SYSTEM FLUSH REDO TO STANDBY failed because the current redo log file was corrupt.

Action: Restore the current log at the primary database, and then reissue ALTER SYSTEM FLUSH REDO TO STANDBY from a mounted primary instance.

ORA-16442: ALTER SYSTEM FLUSH REDO TO STANDBY succeeded, but some redo has not been applied.

Cause: The target standby database did not apply all received redo.

Action: Allow the target standby database to apply all redo and then reissue the ALTER SYSTEM FLUSH REDO TO STANDBY statement.

ORA-16443: could not switch out of log *string* thread *string*

Cause: ALTER SYSTEM FLUSH REDO TO STANDBY could not switch out of the current log.

Action: This can happen if there are one or more errors during archival of the current log at the primary database. Reissue ALTER SYSTEM FLUSH REDO TO STANDBY after resolving the archiving errors.

ORA-16444: ALTER SYSTEM FLUSH REDO TO STANDBY failed due to a corrupted control file or online log file.

Cause: A flush redo operation discovered SCNs greater than a previously failed flush redo operation.

Action: This can happen if there are one or more errors that have corrupted the control file or online redo logs. In these cases, flush redo operation is not possible.

ORA-16445: Database has to be mounted and cannot be open

Cause: ALTER SYSTEM FLUSH REDO TO STANDBY required that the database be mounted, but not opened.

Action: Mount the database and then reissue the operation.

ORA-16446: Target database was not a standby database

Cause: ALTER SYSTEM FLUSH REDO TO STANDBY failed because the target database is not a standby database.

Action: Reissue the ALTER SYSTEM FLUSH REDO TO STANDBY statement and specify a standby database as the target database.

ORA-16447: Redo apply was not active at the target standby database

Cause: ALTER SYSTEM FLUSH REDO TO STANDBY failed because redo apply is not active at the target database.

Action: Start redo apply at the standby database and reissue the ALTER SYSTEM FLUSH REDO TO STANDBY statement, or reissue the ALTER SYSTEM FLUSH REDO TO STANDBY statement with the NO CONFIRM APPLY clause.

ORA-16449: incomplete redo thread enable operation

Cause: The switchover operation could not continue because it failed to disable a thread that was left in an incomplete thread enable state.

Action: Check alert log for more details.

ORA-16451: A remote archival request has timed out.

Cause: When opening or closing a database instance, the database may wait for up to 1 minute for pending remote archival requests to be performed before proceeding with the operation. This error was reported because that time limit was exceeded.

Action: This is an informational message so no action is required.

ORA-16455: switchover to standby failed

Cause: An attempt to switchover to a physical standby database failed.

Action: Check alert log for more details. Issue the SHUTDOWN ABORT command on the database before issuing another ALTER DATABASE COMMIT TO SWITCHOVER TO STANDBY command.

ORA-16456: switchover to standby in progress or completed

Cause: The requested operation was not allowed because a switchover to standby operation was either in progress or had completed.

Action: Issue the SHUTDOWN ABORT command on the database after switchover operation completes.

ORA-16459: recovery already beyond standby failover

Cause: Redo Apply stopped because it detected that it had proceeded beyond a standby failover operation.

Action: Determine the STANDBY_BECAME_PRIMARY_SCN by selecting it from V \$DATABASE on the new primary database. Then, flashback the target database to this SCN and use RMAN to delete all archive logs at or beyond this SCN. Finally, fetch all terminal end-of-redo (EOR) logs corresponding to the failover operation from the new primary database and register all these logs at the target database. Restart Redo Apply.

ORA-16461: database not flashed back or recovered to a consistent point

Cause: ALTER DATABASE CONVERT TO STANDBY command failed because either the database was not properly flashed back to STANDBY_BECAME_PRIMARY_SCN, or at least one of the online data files was not current.

Action: Flashback database to STANDBY_BECAME_PRIMARY_SCN and retry the ALTER DATABASE CONVERT TO STANDBY command.

ORA-16463: invalid target database name

Cause: ALTER DATABASE FAILOVER TO <target_db_name> or ALTER DATABASE SWITCHOVER TO <target_db_name> FORCE command failed because the target_db_name was invalid. The target_db_name must be the same as the name of the database on which the SQL command is issued.

Action: Change the target database name and reissue the command.

ORA-16464: operation must be initiated on a physical standby database

Cause: An attempt was made to issue the ALTER DATABASE FAILOVER TO <target_db_name> or the ALTER DATABASE SWITCHOVER TO <target_db_name> FORCE command on a database other than a physical standby database.

Action: Issue the command on a physical standby database.

ORA-16465: operation must be initiated on an open primary database

Cause: An attempt was made to issue the ALTER DATABASE SWITCHOVER TO <target_db_name> [VERIFY] or ALTER DATABASE COMMIT TO SWITCHOVER TO STANDBY command on a database other than an open primary database.

Action: Issue the command on an open primary database.

ORA-16466: invalid switchover target

Cause: The switchover target was not a valid, enabled, or active standby database.

Action: Fix the problem in the switchover target and reissue the command.

ORA-16467: switchover target is not synchronized

Cause: The switchover target was not synchronized with the primary database.

Action: Wait until the switchover target is synchronized with the primary database, then reissue the command.

ORA-16468: error connecting to switchover target *string*

Cause: The primary database could not connect to the switchover target.

Action: Check the alert log for detailed errors.

ORA-16469: switchover target version number is lower than 12

Cause: The switchover target version number was lower than 12.

Action: Upgrade the switchover target to a higher release.

ORA-16470: Redo Apply is not running on switchover target

Cause: The switchover target was not running Redo Apply.

Action: Start Redo Apply on the switchover target and reissue the command.

ORA-16471: cannot convert switchover target *string* to a primary database

Cause: Switchover failed because the switchover target could not convert to a primary database.

Action: Check the database role of the switchover target. If the switchover target database role is standby, do one of the following: - Fix the problem shown in the alert log. - Issue the remedial ALTER DATABASE SWITCHOVER TO <target_db_name> FORCE command to convert the switchover target to a primary database. - If the problem in the switchover target cannot be fixed, issue the remedial ALTER DATABASE SWITCHOVER TO <target_db_name> FORCE command on the old primary database to convert the old primary database back to a primary database. If the switchover target database role is primary, the switchover has completed. Open the switchover target and startup the old primary database to finish the switchover process.

ORA-16472: failover failed due to data loss

Cause: The database was in MaxAvailability or MaxProtection mode but terminal recovery finished with data loss.

Action: For a data loss failover, issue ALTER DATABASE ACTIVATE STANDBY DATABASE command.

ORA-16473: database is not in limbo

Cause: The ALTER DATABASE SWITCHOVER TO <target_db_name> FORCE statement could not proceed because the database was in an active state.

Action: Ensure that the SWITCHOVER_STATUS column in the V\$DATABASE view has the value TO PRIMARY or SESSIONS ACTIVE. If needed, start managed standby recovery and reissue the statement after the SWITCHOVER_STATUS column value changes to one of the above values.

ORA-16474: target_db_name not found in the LOG_ARCHIVE_DEST_n parameter

Cause: ALTER DATABASE SWITCHOVER TO <target_db_name> or ALTER SYSTEM FLUSH REDO TO <target_db_name> statement failed because the target_db_name was not defined in the LOG_ARCHIVE_DEST_n parameter.

Action: Ensure that the target_db_name is defined in the LOG_ARCHIVE_DEST_n parameter.

ORA-16475: succeeded with warnings, check alert log for more details

Cause: The ALTER DATABASE SWITCHOVER TO <target_db_name> VERIFY command succeeded but with warnings.

Action: Check alert log for more details.

ORA-16476: far sync instance does not allow *string* operation

Cause: The specified operation was invalid on a far sync instance.

Action: Do not attempt the specified operation on a far sync instance.

ORA-16477: destination is being serviced by another viable source

Cause: An attempt was made by a far sync instance to perform gap analysis with a remote destination that already had connectivity with a different viable source of live redo.

Action: No action is required. This exception code is informational and is used by the far sync instance to remain idle with respect to this destination until it establishes connectivity with the primary database.

ORA-16478: cannot locate far sync instance connect string

Cause: The connect string for the far sync instance that is flagged as the source of live redo for this database could not be located.

Action: Define a LOG_ARCHIVE_DEST_n parameter for the far sync instance using the SERVICE attribute to define the connect string for the far sync instance destination. This destination should be set to DEFER using the corresponding LOG_ARCHIVE_DEST_STATE_n parameter. Once the connect string is defined, retry the failover operation. Using the FORCE option on the failover command allows the operation to proceed and bypass the far sync instance but bypassing the far sync instance increases the potential for data loss.

ORA-16479: cannot connect to the far sync instance

Cause: An attempt was made to connect to the far sync instance to help facilitate the failover operation but the connection attempt failed.

Action: Ensure that the far sync instance is mounted. Check the alert log and trace files on both the current database and the far sync instance for further details. Retry the operation if a problem is identified and corrected. Using the FORCE option on the failover command allows the operation to proceed and bypass the far sync instance but bypassing the far sync instance increases the potential for data loss.

ORA-16480: operational error during far sync instance assisted failover

Cause: After successfully connecting to the far sync instance, an error was encountered when polling the far sync instance for progress.

Action: Check the alert log and traces of both the current database and the far sync instance for further details. Retry the operation if a problem is identified and corrected. Using the FORCE option on the failover command allows the operation to proceed and bypass the far sync instance but bypassing the far sync instance increases the potential for data loss.

ORA-16481: destination error during far sync instance assisted failover

Cause: After successfully connecting to the far sync instance, an error was encountered when managing the failover target destination on the far sync instance.

Action: Check the alert log and traces of both the current database and the far sync instance for further details. Retry the operation if a problem is identified and corrected. Using the FORCE option on the failover command allows the operation to proceed and bypass the far sync instance but bypassing the far sync instance increases the potential for data loss.

ORA-16482: a role transition is in progress

Cause: The operation failed because a role transition was in progress.

Action: None

ORA-16483: unable to set a LOG_ARCHIVE_DEST_n parameter to the switchover target

Cause: An attempt was made to set a LOG_ARCHIVE_DEST_n parameter to the switchover target failed.

Action: Manually set a LOG_ARCHIVE_DEST_n parameter to the switchover target.

ORA-16484: compatibility setting is too low

Cause: The compatibility setting in the redo log transported to this standby database exceeded the current compatibility setting.

Action: Check the compatibility setting on the primary and standby database, and increase the compatibility setting in the initialization parameter file on the standby database accordingly.

ORA-16485: redo log is already received at destination

Cause: A copy of this redo log was already received at the destination.

Action: None

ORA-16486: redo log is rejected by the destination

Cause: The destination was not allowed to receive this redo log.

Action: Ensure the source database is registered at the destination, the destination is up and running, and storage is available.

ORA-16487: the destination database is not writable

Cause: The destination database was in read-only mode.

Action: Ensure the destination database is open for write.

ORA-16488: cannot create a bookkeeping entry in database

Cause: The destination database failed to create an entry in the table used to track the redo log file.

Action: Examine the trace file of the Remote File Server (RFS) process. Ensure that space is available in your database.

ORA-16489: cannot register the redo log at the destination database

Cause: Registering the redo log file to the destination database failed.

Action: Examine the trace file of the Remote File Server (RFS) process. Ensure that space is available in your database.

ORA-16491: operation not allowed due to insufficient online redo log files *string*

Cause: A minimum of two online redo log files per active thread were not supplied.

Action: Add the required redo log files and reissue the command.

ORA-16492: switchover target local destination has error

Cause: The switchover target local destination either exceeded quota size or had an error.

Action: Fix the problem in the switchover target and reissue the command.

ORA-16493: using SYSDBA, SYSOPER, SYSDG, or SYSBKUP user for redo shipping to Recovery Appliance is not supported

Cause: An attempt was made to use a SYSDBA, SYSOPER, SYSDG, or SYSBKUP user to ship redo logs to a Recovery Appliance.

Action: Use a user without the SYSDBA, SYSOPER, SYSDG, or SYSBKUP privilege to ship redo logs to a Recovery Appliance.

ORA-16494: process started from pluggable database (PDB)

Cause: The Remote File Server (RFS) process or Remote Message Interface (RMI) process or Fetch Archive Log (FAL) process was started from the PDB.

Action: Check the service name that the RFS or RMI or FAL client connected to. Ensure the service is not from PDB.

ORA-16495: Using fast recovery area to receive redo log files on Recovery Appliance is not supported.

Cause: An attempt was made to use fast recovery area to receive redo log file on a Recovery Appliance.

Action: Do not configure fast recovery area for receiving redo log files on a Recovery Appliance.

ORA-16496: corruption in network metadata packet

Cause: Invalid or corrupt metadata was encountered in a network packet.

Action: No user action is required.

ORA-16497: LOG_ARCHIVE_DEST_*string* DELAY attribute is not 0

Cause: The DELAY attribute was not 0 for the LOG_ARCHIVE_DEST_n parameter. Since the DELAY attribute delays standby database recovery, the switchover will be prolonged by that amount of time.

Action: Remove the DELAY attribute from the LOG_ARCHIVE_DEST_n parameter, then reissue the command.

ORA-16498: Cancellation of managed recovery operation cannot be performed

Cause: Cancellation of managed recovery was invoked when the Oracle Active Data Guard (Oracle ADG) instance recovery was running.

Action: None

ORA-16501: The Oracle Data Guard broker operation failed.

Cause: The Oracle Data Guard broker operation failed.

Action: See accompanying messages for details.

ORA-16502: The Oracle Data Guard broker operation succeeded with warnings.

Cause: The Oracle Data Guard broker operation succeeded with warnings.

Action: See accompanying messages for details.

ORA-16503: cannot exceed the maximum number of members in this configuration

Cause: The Oracle Data Guard broker configuration already contained the maximum number of members that could be configured and managed by the broker.

Action: Select and remove an existing member from the broker configuration, then reissue the command to add another member to the configuration. Note that when COMPATIBLE is set lower than 11.2.0.0.0, the broker can configure and manage up to 10 databases. When COMPATIBLE is set to 11.2.0.0.0 but less than 12.0.0.0.0, this limit is increased to 31. When COMPATIBLE is set to 12.0.0.0.0 or higher, this limit is increased to 254.

ORA-16504: The Oracle Data Guard configuration already exists.

Cause: A request to create an Oracle Data Guard configuration was made while connected to a database that is part of an existing configuration.

Action: To create a new configuration, the existing configuration must be deleted.

ORA-16506: out of memory

Cause: Process exceeded private or shared memory limits.

Action: Check for memory leaks, increase system parameters and restart.

ORA-16509: request timed out

Cause: The Oracle Data Guard broker timed out the request.

Action: Check the Oracle Data Guard broker log file for more information. Ensure that the network connections between the databases are functioning properly and retry the request.

ORA-16513: maximum requests exceeded

Cause: The maximum number of requests that the broker can service on the database instance was exceeded.

Action: Wait for the broker to complete processing the requests before issuing more requests.

ORA-16516: current state is invalid for the attempted operation

Cause: The broker may have returned this error for either switchover operations or for database state change operations. If this error was returned for a switchover operation, the broker determined that either: - The databases changing roles were shut down. - The primary database was not shipping redo data. - The standby database that will become the primary database was not applying redo data. If this error was returned for database state change operations, the database state specified was invalid.

Action: If this error is returned when attempting a switchover operation, ensure that: - The databases changing roles are started. - The primary database is shipping redo data. - The standby database is applying redo data. If this error is returned when attempting a database state change operation, ensure that a valid database state is specified.

ORA-16521: Service name specified in connect identifier connects to a pluggable database.

Cause: The connect identifier specified resulted in a connection to a pluggable database and not to the multitenant container database root.

Action: Check the connect identifier and confirm that it specifies a service name that results in a connection to the multitenant container database root.

ORA-16522: configuration is part of Global Data Services pool

Cause: The attempted command was not allowed because the configuration was part of a Global Data Services pool.

Action: Remove the configuration from the Global Data Services pool using GDSCCTL. Then, retry the broker command. If the command was attempting to repair a database, disable or remove the individual database from the configuration and fix the issue. After the issue is resolved, reenable the database, or add the database back to the configuration if it had been removed.

ORA-16523: operation requires the client to connect to instance "string"

Cause: The switchover or failover operation required the client to connect to the apply instance of the target database.

Action: Connect to the indicated instance and reissue the SWITCHOVER or FAILOVER command.

ORA-16524: unsupported command, option, or argument

Cause: A command, option, or fast-start failover condition argument was specified that is not supported in this release.

Action: If trying to enable or disable a fast-start failover condition, try a different Oracle error number. Otherwise, contact Oracle Support Services.

ORA-16525: The Oracle Data Guard broker is not yet available.

Cause: The Oracle Data Guard broker process was either not yet started, was initializing, or failed to start.

Action: If the broker has not been started, set the DG_BROKER_START initialization parameter to true and allow the broker to finish initializing before making the request. If the broker failed to start, check the Oracle Data Guard log for possible errors. Otherwise, retry the operation.

ORA-16526: unable to allocate memory to process request

Cause: The Oracle Data Guard broker was unable to allocate memory for a request.

Action: Increase the size of the System Global Area (SGA).

ORA-16527: unable to allocate broker System Global Area (SGA) memory

Cause: The Oracle Data Guard broker was unable to allocate memory within the System Global Area (SGA).

Action: Increase the size of the System Global Area (SGA) memory.

ORA-16528: unable to allocate Program Global Area (PGA) memory

Cause: There was insufficient space in Program Global Area (PGA) to allocate memory.

Action: Increase process virtual memory.

ORA-16530: invalid buffer or length

Cause: A NULL buffer or a length of zero was specified.

Action: Correct the command parameters and retry the command.

ORA-16532: Oracle Data Guard broker configuration does not exist

Cause: A broker operation was requested that required a broker configuration to already be created.

Action: Create a Data Guard broker configuration prior to performing other broker operations. If only one instance of a RAC database is reporting this error, ensure that the `DG_BROKER_CONFIG_FILE[1 | 2]` initialization parameters are set to file locations that are shared by all instances of the RAC database.

ORA-16534: switchover, failover or convert operation in progress

Cause: The Oracle Data Guard broker returned this status because a switchover, failover or convert operation was in progress. The broker could not accept new commands until the operation finished.

Action: Wait until the operation is complete and reissue the command.

ORA-16535: Oracle Restart or Oracle Clusterware prevented completion of broker operation

Cause: The broker could not complete the operation because Oracle Restart (for single instance databases) or Oracle Clusterware (for RAC databases) could not stop services or instances on this database.

Action: Check the Oracle Data Guard broker log file for more information and stop the appropriate services or instances using `SRVCTL`. Then retry the broker operation.

ORA-16538: no match on requested item

Cause: The Oracle Data Guard broker did not recognize the specified property or state name, or a fast-start failover condition was specified that is not enabled.

Action: Verify the command parameters and reissue the command.

ORA-16540: invalid argument

Cause: One of the arguments for the specified command was invalid.

Action: Verify the arguments and then reissue the command.

ORA-16541: member is not enabled

Cause: The member specified in the command was not enabled.

Action: Select an enabled member and reissue the command.

ORA-16544: modifying DG_BROKER_START requires SID='*' qualifier

Cause: The setting for the `DG_BROKER_START` parameter must be exactly the same on all RAC database instances. The `SID='*` qualifier was required in the command.

Action: Reenter the command using the `SID='*` qualifier.

ORA-16547: cannot disable or remove the primary database

Cause: An attempt was made to disable broker management of the primary database or remove the primary database from the broker configuration while the configuration was enabled.

Action: If you wish to disable broker management of the primary database when the configuration is enabled, you must instead disable broker management of the entire broker configuration. If you wish to remove the primary database from the broker configuration while the configuration is enabled, you must instead remove the entire broker configuration.

ORA-16548: member not enabled

Cause: An attempt was made to modify or query a disabled member. This error is also returned on an attempt to enable, modify, or query a member that the broker has disabled because of a switchover or failover operation. The broker disables its

management of a member when it detects that the database needs to be re-created because of a failover or switchover operation.

Action: If broker management of the member is disabled, enable it and reissue the command.

ORA-16549: invalid string

Cause: An invalid or NULL string value was specified.

Action: Correct command parameters and retry.

ORA-16550: truncated result

Cause: A string property value was truncated due to insufficient buffer size.

Action: Specify a larger receive buffer.

ORA-16551: short string copied

Cause: A string property value that did not fill the receive buffer was placed in the receive buffer.

Action: This is an informational message only.

ORA-16552: error occurred while generating directives for client

Cause: The operation could not be completed because the broker required assistance from the client that it was unable to provide because of the accompanying error.

Action: See the accompanying error message for more information and follow the directions provided in the Action section of that message. Then retry the operation.

ORA-16555: member is not active

Cause: An operation was attempted on a member that was not active.

Action: Verify that the member is active and retry the operation.

ORA-16556: observer version mismatch

Cause: This version of the observer was incompatible with the version of the specified Oracle database server to which the observer had been connected. This observer client cannot be used to observe the specified Oracle server.

Action: Use a version of the observer that is compatible with the Oracle database server to be observed.

ORA-16557: member is already in use

Cause: An attempt was made to create a duplicate member in the broker configuration, or to add a duplicate instance (SID) for an existing member in the broker configuration.

Action: Check the member to be added to ensure there are no duplicates.

ORA-16558: database specified for switchover is not a standby database

Cause: An attempt was made to switchover to a database that was not a standby database.

Action: Locate an enabled standby database and select that database as the target of the switchover.

ORA-16561: cannot remove an active instance

Cause: The instance to be removed was running.

Action: Shut down the instance and reissue the REMOVE command.

ORA-16568: cannot set property *string*

Cause: The specified property could not be modified because it was either a monitorable property or a property that did not exist.

Action: Retry the command with a valid configurable property.

ORA-16569: Oracle Data Guard configuration is not enabled

Cause: The requested operation required that broker management of the Data Guard configuration must be enabled.

Action: Enable the Oracle Data Guard configuration and reissue the command.

ORA-16570: database needs restart

Cause: The Oracle Data Guard broker operation required this database instance to be shut down and restarted.

Action: If DGMGRL or Enterprise Manager has not already done so, shut down the Oracle instance and then restart it.

ORA-16571: Oracle Data Guard configuration file creation failure

Cause: The Oracle Data Guard broker was unable to create the configuration file on permanent storage.

Action: Verify space, permissions and file name as indicated by the DG_BROKER_CONFIG_FILE[1 | 2] initialization parameters and retry the operation.

ORA-16572: Oracle Data Guard configuration file not found

Cause: The Oracle Data Guard broker configuration file was either unavailable or did not exist.

Action: Verify that the configuration file was successfully created. If the DG_BROKER_CONFIG_FILE[1 | 2] initialization parameters were changed, ensure the file name on disk and the parameter value match, there is space on the device, and the proper permissions are granted. For a RAC database, ensure that these initialization parameters are set to file locations that are shared by all instances of the RAC database.

ORA-16573: attempt to change or access configuration file for an enabled broker configuration

Cause: The operation was rejected because the Oracle Data Guard broker configuration file was in use. The attempted operation was unsafe while broker management of the configuration was enabled. For example: - An attempt was made to alter the DG_BROKER_CONFIG_FILE[1 | 2] initialization parameters while the broker was running. - Non-broker access (such as DBMS_FILE_TRANSFER) to the configuration files was attempted. See the alert log for additional information.

Action: Disable the broker configuration and shut down the Oracle Data Guard broker, then retry the operation. If the operation includes altering the DG_BROKER_CONFIG_FILE[1 | 2] initialization parameters, be sure that the new parameter values correctly specify the files at their expected location before reenabling broker management of the configuration.

ORA-16574: switchover disallowed when required databases are shut down

Cause: Switchover failed because either the primary database or the designated standby database were shut down.

Action: Ensure that the primary and standby databases are running and that primary database is shipping redo data to the designated standby database. Also ensure that

that the designated standby database is applying the redo data received from the primary database.

ORA-16575: LOG_ARCHIVE_DEST_n parameter conflicts with the new member to be added

Cause: One or more LOG_ARCHIVE_DEST_n initialization parameters on existing members were already set for the new member to be added when attempting to add a standby database, far sync instance, Backup Appliance, or external destination to the configuration.

Action: Clear the LOG_ARCHIVE_DEST_n initialization parameter that specifies the standby database, far sync instance, Backup Appliance, or external destination to be added.

ORA-16576: failed to update Data Guard broker configuration file

Cause: A failure was encountered while the broker was updating the Oracle Data Guard broker configuration file on permanent storage.

Action: Verify space, permissions and file name as indicated by the DG_BROKER_CONFIG_FILE[1 | 2] initialization parameters.

ORA-16577: corruption detected in Data Guard configuration file

Cause: The Oracle Data Guard broker detected errors while loading the configuration file.

Action: Verify space, permissions and file name as indicated by the DG_BROKER_CONFIG_FILE[1 | 2] initialization parameters. Contact Oracle Support Services.

ORA-16578: failed to read Data Guard configuration file

Cause: A failure was encountered while the broker was reading the configuration file on permanent storage.

Action: Verify space, permissions and file name as indicated by the DG_BROKER_CONFIG_FILE[1 | 2] initialization parameters. Verify space, permissions and file name as indicated by the DG_BROKER_CONFIG_FILE[1 | 2] initialization parameters.

ORA-16582: cannot change instance-specific property

Cause: An attempt was made to change an instance-specific property for a member that had more than one instance.

Action: Retry the command and identify a specific instance whose property value is to be changed.

ORA-16584: operation cannot be performed on a standby database

Cause: The database specified for the operation was a standby database, or the operation was attempted on a standby database.

Action: Check the database type and retry the operation. If the command must be executed on a primary database, connect to the primary database and retry the operation.

ORA-16585: operation cannot be performed on a primary database

Cause: The database specified for the operation was a primary database, or the operation was attempted on a primary database.

Action: Check the database type and retry the operation. If the command must be executed on a standby database, connect to a standby database and retry the operation.

ORA-16586: cannot change database property with EDIT INSTANCE command

Cause: An attempt was made to change a database property using an EDIT INSTANCE command instead of an EDIT DATABASE command.

Action: Use the EDIT DATABASE command to change database properties.

ORA-16587: ambiguous object specified to Data Guard broker

Cause: An object was specified that the broker could not uniquely distinguish from other objects in the configuration.

Action: Try to further distinguish the object specified for the operation and reissue the command.

ORA-16589: Oracle Data Guard broker detected network transfer error

Cause: The Oracle Data Guard broker detected an error while transferring data from one member to another. This may happen when either: - The broker detects an inconsistency in the block count of the configuration file when the file is transmitted between members. - The broker encounters an error when writing the configuration file. - A broker member receives an incorrect message from another member.

Action: Contact Oracle Support Services.

ORA-16594: DMON background process is not running

Cause: The Oracle Data Guard broker background process, DMON, was not running.

Action: Check the Oracle Data Guard broker log file and DMON process trace file to determine why the DMON process is not running.

ORA-16595: process *string* failed to terminate

Cause: The specified process did not terminate at the request of the Data Guard broker.

Action: Contact Oracle Support Services.

ORA-16596: member not part of the Oracle Data Guard broker configuration

Cause: The specified member was not in the Oracle Data Guard broker configuration.

Action: Retry the command with a member that is in the broker configuration.

ORA-16597: Oracle Data Guard broker detects two or more primary databases

Cause: The Oracle Data Guard broker detected two or more primary databases in the broker configuration and could not continue.

Action: Contact Oracle Support Services.

ORA-16598: Oracle Data Guard broker detected a mismatch in configuration

Cause: The Oracle Data Guard broker detected a significant mismatch while performing configuration membership validation between two or more members in the broker configuration. This can occur when the primary database has stale broker configuration files.

Action: Contact Oracle Support Services.

ORA-16599: Oracle Data Guard broker detected a stale configuration

Cause: The Oracle Data Guard broker detected a stale configuration during initialization for this member.

Action: The broker will automatically resolve this situation once the primary database completes its initialization.

ORA-16600: not connected to target standby database for failover

Cause: The failover command failed because the client was not connected to the target standby database.

Action: Explicitly connect to the standby database to be failed over to and retry the failover command.

ORA-16602: member must be disabled to perform this operation

Cause: An attempt was made to edit a member property while the member was enabled.

Action: Disable the member and retry the command.

ORA-16603: member is part of another Data Guard broker configuration

Cause: The member was part of another Data Guard broker configuration. This could occur if the original configuration was re-created while this member was disconnected from the network or the same member was added to two different Data Guard broker configurations.

Action: Ensure that the member belongs to only one broker configuration. Shut down the broker by setting the DG_BROKER_START initialization parameter to 'false'. Then, remove the Oracle Data Guard broker configuration files. Finally, restart the broker by setting the DG_BROKER_START initialization parameter to 'true'.

ORA-16604: Data Guard broker configuration file inaccessible

Cause: The Oracle Data Guard broker was unable to access the configuration file specified by the DG_BROKER_CONFIG_FILE[1 | 2] initialization parameters.

Action: Verify space, permissions and file name as indicated by the DG_BROKER_CONFIG_FILE[1 | 2] initialization parameters.

ORA-16606: unable to find property "*string*"

Cause: The specified property did not exist.

Action: Specify a valid property name and reissue the command.

ORA-16607: one or more members have failed

Cause: A failure was detected for one or more members in the Data Guard broker configuration.

Action: Locate the member or members with a failure status and correct it.

ORA-16608: one or more members have warnings

Cause: A warning was detected for one or more members in the Data Guard broker configuration.

Action: Locate the member or members with a warning status and correct it.

ORA-16609: database is being disabled

Cause: A command was attempted on a database that was being disabled. For example, attempting to reinstate the old primary database, the database that was the primary database prior to the most recent failover, before it was ready to be reinstated.

Action: Wait for the Oracle Data Guard broker to disable the database and then retry the command.

ORA-16610: command "*string*" in progress

Cause: The specified broker command was already running and the command issued could not be completed.

Action: Wait for the specified command to finish and then retry the command.

ORA-16611: command aborted at user request

Cause: The command was aborted at the user's request.

Action: No action required.

ORA-16612: string value too long for attribute "*string*"

Cause: The string value for the named attribute was too long.

Action: Specify a shorter string value.

ORA-16613: initialization in progress for member

Cause: A request was made that required access to the Oracle Data Guard broker configuration before the Oracle Data Guard broker had completed initialization.

Action: Wait until the Oracle Data Guard broker has completed initialization, then reissue the command.

ORA-16614: Oracle Data Guard broker configuration is disabled

Cause: An attempt to enable a member failed because the Oracle Data Guard broker configuration was disabled.

Action: Enable the Oracle Data Guard broker configuration and issue the DGMGRL CLI SHOW CONFIGURATION command to see if there are any members that are still disabled. If the member you tried to enable is still disabled, issue the DGMGRL CLI SHOW command to check the status of the member. If the member is a database whose status indicates that the database needs to be reinstated, then issue the DGMGRL CLI REINSTATE DATABASE command to reinstate and enable the database. If the member does not require reinstatement, then issue the DGMGRL CLI ENABLE command to enable the member.

ORA-16617: unknown object identifier specified in request

Cause: Object identifier specified in the request was invalid or unknown.

Action: Verify that a valid object identifier is specified and reissue the command.

ORA-16619: condition for fast-start failover is already enabled

Cause: The condition specified for fast-start failover was already enabled.

Action: No action is required. Use the DGMGRL CLI SHOW FAST_START FAILOVER command to see the conditions that are enabled.

ORA-16620: one or more members could not be reached for a remove operation

Cause: One or more members could not be reached for either a DGMGRL CLI REMOVE DATABASE, REMOVE FAR_SYNC or a REMOVE CONFIGURATION command.

Action: This typically indicates a network problem where the member is unable to respond to the primary database. If this is the case, examine the primary database Data Guard broker log file to determine which members could not be reached. For each member not reached, connect to that member and shut down the broker by setting the DG_BROKER_START initialization parameter to 'false'. After the broker has been shut down for the member, locate the Data Guard broker configuration files from the member's DG_BROKER_CONFIG_FILE[1 | 2] initialization parameter values and delete them. Then restart the broker by setting DG_BROKER_START to 'true'.

ORA-16621: member name for ADD command must be unique

Cause: An attempt was made to add a member to the broker configuration that already included a member with the specified name. The member names must be unique.

Action: Verify that a unique name is specified for the new member to be added. Also, the member name must match the DB_UNIQUE_NAME initialization parameter of the member.

ORA-16622: two or more broker member objects resolve to the same member

Cause: Multiple member objects referred to the same member.

Action: Examine the details of all members in the broker configuration and verify that two or more members are not referring to the same member. If two or more members in the broker configuration have the same value for the DGConnectIdentifier configurable property, either: - Remove and re-add the erroneously defined member or members to resolve the ambiguity. - Ensure that the DGConnectIdentifier configurable property for each member allows the broker to properly connect to that member.

ORA-16623: member detected role change

Cause: A successful switchover or failover operation had been completed and was detected during member startup or broker health check. If this member was a database that was unavailable during a switchover or failover operation, it may not be a viable standby database for the new primary database and was disabled by the Oracle Data Guard broker.

Action: Connect to the new primary database and examine the broker configuration for databases that were disabled and that may require reinstatement or re-creation.

ORA-16624: broker protocol version mismatch detected

Cause: A network protocol version number mismatch was detected. This could happen if the members in the broker configuration were not running the same version of Oracle. The broker would disable members that were not running the same version of Oracle as the primary database if this situation was detected.

Action: Examine the version of Oracle installed on all members in the broker configuration to ensure they are identical. Once all of the members in the broker configuration are running the same version of Oracle, reenable the members that were disabled.

ORA-16625: cannot reach member "string"

Cause: The command could not be executed because the member noted in the error text was not reachable from the member where the command was issued.

Action: See accompanying messages for more information. Check the network connections to the specified member. Alternatively, connect to a different member in the Oracle Data Guard broker configuration and retry the command.

ORA-16626: failed to enable specified member

Cause: This status was returned when attempting to enable a member that: - Could not locate itself in the broker configuration file. - Failed to distinguish itself from two or more members in the configuration file. - Determined it missed a role change within the configuration.

Action: To correct the problem, try one of these actions: - Confirm that the host and SID names for the member exactly match the values in the HOST_NAME and INSTANCE_NAME columns of the V\$INSTANCE view. - Confirm that two or more

members do not have the same connect identifier. That is, multiple members in the broker configuration should not reach the same member. - If a failover has been performed and the old primary database has been re-created (or a standby database has been re-created), ensure that the Oracle Data Guard broker configuration files have been removed for that database. Do not remove the configuration files that are in use by the new primary database.

ORA-16627: operation disallowed since no member would remain to support protection mode

Cause: This status was returned because of one of the following: - The broker rejected an attempt to change the overall configuration protection mode since it could not find any enabled members that supported the proposed protection mode, or could not find any enabled members that were synchronized. - The broker rejected an attempt to enable the configuration if it determined that there were no enabled members that supported the overall protection mode. - The broker rejected an attempt to disable or remove a member that, if disabled or deleted, would result in no remaining member that could support the overall configuration protection mode. - The broker rejected an attempt to switchover if doing so would violate the overall configuration protection mode. - Performing automatic health check if the broker determined that no members supported the overall protection mode.

Action: - If changing the overall protection mode, confirm that at least one member satisfies the new protection mode and is synchronized with the primary database. - For enable failures, confirm that at least one member receives redo data in a mode that supports the current overall protection mode. - For delete and disable failures, confirm that at least one other member receives redo data in a mode that supports the the overall protection mode. - For switchover failures that occur when the configuration is operating in maximum protection or maximum availability mode, confirm that at least one other member receives redo data in synchronous mode. If the configuration contains a primary database and a single standby database and is operating in either maximum protection or maximum availability mode, ensure that the LogXptMode configurable property of the primary database is set to the value "SYNC". Since the old primary database will become the standby database after switchover completes, its LogXptMode configurable property setting must support the configuration protection mode. - For a health check error, confirm that at least one member receives redo data in a mode that supports the current overall protection mode.

ORA-16628: broker protection mode inconsistent with the database setting

Cause: The Oracle Data Guard broker protection mode saved in the broker configuration file was inconsistent with the actual database setting.

Action: Reset the protection mode through the Oracle Data Guard broker.

ORA-16629: database reports a different protection level from the protection mode

Cause: The current database protection level was different from the configured protection mode. This typically was caused by redo transport problems, or the primary database was not open.

Action: Check the database alert log files and Data Guard broker log files for more details. Also, check the redo transport status. Ensure that one standby database supports the configured protection mode and that the network to that standby database is working properly. Ensure the primary database is open.

ORA-16630: configurable property has been deprecated

Cause: The property that was specified in the command was deprecated.

Action: Check the broker documentation to identify a replacement property or DGMGRL CLI command for the deprecated property.

ORA-16631: operation requires shutdown of database or instance "*string*"

Cause: The Oracle Data Guard broker operation required a shutdown of the database or instance.

Action: If database or instance has not been shutdown by the DGMGRL CLI or Enterprise Manager, shutdown the database or instance manually.

ORA-16632: instance being added to member profile

Cause: The Oracle Data Guard broker determined that an instance successfully found its member profile within the broker configuration file, but lacked an instance-specific profile. The broker automatically created an instance-specific profile and associated the instance with its database profile.

Action: No user action is required. The broker will automatically associate the instance with its member profile and incorporate the instance into broker activity.

ORA-16633: the only instance of a member cannot be removed

Cause: The instance to be removed was the only instance of the corresponding member that was known to the broker.

Action: Remove the corresponding member from the broker configuration instead of the individual instance of the member.

ORA-16635: network connection failed during transmission

Cause: The Oracle Data Guard broker detected a connection failure to a member in the broker configuration. This failure happened in the middle of a transmission session. A transmission session usually requires more than one send operation for sending a large amount of data (for example, the broker configuration file) to another member in the configuration.

Action: In most cases, no user action is required. The Oracle Data Guard broker always tries to resend the data. This error will be reported if the problem persists. This error indicates there are some problems with the network connection between broker managed members. Further network troubleshooting should be done to identify and correct the actual problem.

ORA-16636: fast-start failover target standby in error state, cannot stop observer

Cause: A STOP OBSERVER operation could not be completed when fast-start failover was enabled because the target standby database could not participate in the STOP OBSERVER operation.

Action: Additional information about this failure is recorded in the Data Guard broker log file for the primary database. This information helps to identify the reason why the target standby database was unable to participate in the STOP OBSERVER operation. If the problem can be corrected by the information in the broker log file, retry the operation. Alternatively, fast-start failover may be forcibly disabled by connecting to the primary database and issuing the `DISABLE FAST_START FAILOVER FORCE` command from the DGMGRL CLI. Once fast-start failover has been forcibly disabled, the observer can be stopped regardless of the current state of the target standby database.

ORA-16637: maximum number of Oracle error numbers for fast-start failover already reached

Cause: The broker could not enable any more Oracle error numbers for initiating a fast-start failover.

Action: Use the DGMGRL CLI SHOW FAST_START FAILOVER command to help identify an Oracle error number that can be disabled before attempting to enable an additional error number for initiating a fast-start failover.

ORA-16638: could not obtain instance status

Cause: The broker could not determine whether the specified instance was running.

Action: See the next error message in the error stack for more detailed information. If the situation described in the next error in the stack can be corrected, do so; otherwise, contact Oracle Support Services.

ORA-16639: specified instance inactive or currently unavailable

Cause: An attempt was made to perform an operation on an instance that was not running or was unavailable.

Action: Ensure that the instance specified in the operation is running and then retry the operation.

ORA-16642: DB_UNIQUE_NAME mismatch

Cause: The expected DB_UNIQUE_NAME value did not match the actual DB_UNIQUE_NAME value for the member that the broker contacted using the connect identifier that was associated with that member.

Action: Verify that the connect identifier correctly connects to the intended member. Verify that the name of the member the broker expects to find by that connect identifier matches the actual DB_UNIQUE_NAME for that member.

ORA-16643: unable to determine location of broker configuration files

Cause: The Oracle Data Guard broker was unable to determine the location of its configuration files from the DG_BROKER_CONFIG_FILE[1 | 2] initialization parameters.

Action: Retry the operation and, if the error persists, contact Oracle Support Services.

ORA-16644: apply instance not available

Cause: The broker operation could not finish, because it requires a running apply instance for the standby database, and either there was no such instance designated for the standby database or the designated apply instance was not currently available.

Action: Start the designated apply instance or wait until the broker specifies an instance to be the apply instance and reissue the command.

ORA-16645: startup of an instance interrupted current operation

Cause: The startup of an instance that is not part of the broker configuration prevented the operation from completing.

Action: Reissue the operation after the new instance has joined the Data Guard configuration.

ORA-16646: fast-start failover is disabled

Cause: The operation was not allowed because fast-start failover was disabled.

Action: Enable fast-start failover and retry the operation.

ORA-16647: could not start more than three observers

Cause: The observer could not start because there were three observers already observing the Oracle Data Guard configuration for which fast-start failover may have been enabled.

Action: Stop one of the existing observers and retry the command.

ORA-16648: a new observer registered with identifier *string*

Cause: The observer was registered with the Oracle Data Guard broker and will begin observing the Oracle Data Guard configuration for conditions that warrant doing a fast-start failover.

Action: None

ORA-16649: possible failover to another database prevents this database from being opened

Cause: An attempt to open the primary database was made either after a failover occurred, or when it was likely to have occurred as the result of the primary being isolated from the fast-start failover target standby database and from the fast-start failover observer.

Action: Check if a failover did occur. If fast-start failover is enabled, and a failover did not occur, ensure that connectivity exists between the primary database and either the observer or the target standby database. Then, try opening the database again.

ORA-16650: unrecognized object specified

Cause: An unrecognized database or far sync instance was specified in the command.

Action: Try the command again using a valid object name. Use the SHOW CONFIGURATION command to identify the members in the configuration.

ORA-16651: upgrade to maximum protection mode not possible

Cause: An upgrade to maximum protection mode was attempted when the current protection mode was maximum performance mode.

Action: To upgrade the protection mode to maximum protection mode, first upgrade the protection mode to maximum availability mode, then upgrade the protection mode to maximum protection mode.

ORA-16652: fast-start failover target standby database is disabled

Cause: The command to enable or disable fast-start failover could not be completed because Data Guard broker management of the fast-start failover target standby database is currently disabled.

Action: Enable broker management of the target standby database and reissue the command. If an attempt was made to disable fast-start failover when this error was reported, disable fast-start failover forcibly using the DGMGRL DISABLE FAST_START FAILOVER FORCE command. Consult the documentation for more information.

ORA-16653: failed to reinstate database

Cause: The Oracle Data Guard broker failed to reinstate the specified database because the reinstatement could not be completed or the database was already enabled.

Action: Additional information about this failure is recorded in the primary database or the specified database Data Guard broker log files. This information is helpful in determining how to proceed.

ORA-16654: fast-start failover is enabled

Cause: The attempted command was not allowed while fast-start failover was enabled: - The FastStartFailoverTarget property may not be modified. - The LogXptMode property for either the primary database or the fast-start failover target standby database may not be modified. - The configuration's protection mode may not be modified. - Neither the broker configuration nor the fast-start failover target

standby database may be disabled using the DGMGRL CLI DISABLE command. - Neither the broker configuration nor the fast-start failover target standby database may be removed using the DGMGRL CLI REMOVE command. - The FAILOVER IMMEDIATE command is not allowed. - The DG_BROKER_START initialization parameter may not be set to FALSE.

Action: Disable fast-start failover, using the FORCE option if required. Then retry the attempted command.

ORA-16655: specified standby database not the current fast-start failover target standby

Cause: The attempted command was not allowed because fast-start failover was enabled for this Data Guard broker configuration and the standby database specified in the command was not the current fast-start failover target standby associated with the current primary database.

Action: Retry the attempted command by specifying the current fast-start failover target standby database. Alternatively, disable fast-start failover and retry the command using the originally specified target standby database.

ORA-16656: Oracle Data Guard broker detected role change

Cause: The Oracle Data Guard broker detected a role change during database startup or health check.

Action: Additional information about this failure is recorded in the Oracle Data Guard broker log files, one for the primary database and one for each standby database in the Oracle Data Guard configuration. This information is helpful in determining how best to proceed from this failure.

ORA-16657: reinstatement of database in progress

Cause: Reinstatement of this database was in progress.

Action: None

ORA-16658: unobserved fast-start failover configuration

Cause: The fast-start failover configuration was currently unobserved therefore failover was disallowed.

Action: Ensure that the observer is running and has connectivity to both the primary and the target standby databases. Otherwise, disable fast-start failover to perform a failover in the absence of the observer process.

ORA-16659: failover operation in progress

Cause: A primary database that restarted contacted a standby database that is being failed over to.

Action: Shut down the primary database and wait for failover to complete on the standby database. Once failover is complete, restart the old primary database. If the failover occurred due to fast-start failover, restarting the primary database after failover is complete allows it to be automatically reinstated as a standby database to the new primary database.

ORA-16660: fast-start failover operation attempted in absence of a broker configuration

Cause: An attempt was made to enable or disable fast-start failover when connected to a standby database for which broker configuration details are currently unavailable. For instance, the standby database may currently require re-creation (or flashback instantiation) before it may respond to broker client commands.

Action: 1) An attempt to enable or disable (non-FORCE) fast-start failover at this standby database will be rejected until such time that the broker configuration details have been made available to that standby database from the primary database. This normally occurs when the standby database is successfully re-created or flashed back, and then reenabled at the primary database. 2) Use the FORCE option to override fast-start failover that has been enabled at the standby database even when the broker configuration details are currently unavailable to the standby database. In this case, this status message is only a warning. Note that fast-start failover is not formally disabled in the broker configuration. The effect of this command issued under these circumstances may or may not be permanent, depending upon when the primary and standby databases regain full communication between each other and if the state of fast-start failover has been altered at the primary database in the meantime.

ORA-16661: the standby database needs to be reinstated

Cause: A role change has caused this database to require reinstatement.

Action: Use the DGMGRL REINSTATE DATABASE command or Enterprise Manager to reinstate the database. Reinstatement of the database as soon as possible, because the database will have to be re-created if another role change occurs while it is in this state.

ORA-16662: network timeout when contacting a member

Cause: In response to the issued command, the Oracle Data Guard broker attempted to contact a member in the Oracle Data Guard configuration. That attempt failed because there was no response from that member after the period of time specified by the CommunicationTimeout configuration property.

Action: Check the Oracle Data Guard broker log file for the details of the failure. Fix the problem and try the command again.

ORA-16664: unable to receive the result from a member

Cause: During execution of a command, a member in the Oracle Data Guard broker configuration failed to return a result.

Action: Check Oracle Data Guard broker log files for the details of the failure. Ensure network communication is working properly amongst the members of the configuration. Fix any possible network problems and reissue the command.

ORA-16665: time out waiting for the result from a member

Cause: The Oracle Data Guard broker was forced to time out a network connection to a remote member because: - The network call to the remote member did not complete in a timely manner. - The remote member was unable to execute the command due to an instance failure.

Action: Check Data Guard broker log files for the details of the failure. If the network call did not complete in a timely manner, increase the CommunicationTimeout configuration property value and reissue the command.

ORA-16666: unable to initiate fast-start failover on a bystander standby database

Cause: The request to initiate a fast-start failover using DBMS_DG.INITIATE_FS_FAILOVER was made on a bystander standby database. DBMS_DG.INITIATE_FS_FAILOVER can only be called on either the primary or fast-start failover target standby database.

Action: Call DBMS_DG.INITIATE_FS_FAILOVER on either the primary or fast-start failover target standby database.

ORA-16667: request Oracle Data Guard broker client to reissue command

Cause: The Oracle Data Guard broker operation required the same command be issued again from the client.

Action: If DGMGRL or Enterprise Manager has not already done so, reissue the same command to the Oracle Data Guard broker manually.

ORA-16668: operation cannot be performed on the fast-start failover target standby database

Cause: The database specified for the operation was the fast-start failover target standby database.

Action: Retry the operation on a different database. Alternatively, disable fast-start failover and retry the operation.

ORA-16671: instance-specific property must be set uniquely for instances of an Oracle RAC database

Cause: An attempt was made to set an instance-specific property to the same value for all instances of an Oracle RAC database for a property whose value must be unique for each instance.

Action: Use the EDIT INSTANCE command and specify the SID of each instance whose instance-specific property value is to be changed.

ORA-16672: switchover not permitted to standby database with non-zero DelayMins

Cause: Switchover was attempted to a standby database that has a non-zero value for its DelayMins configurable property.

Action: Set the DelayMins configurable property to zero for the standby database to switchover to, wait for its apply lag to become zero seconds, and then retry the switchover command.

ORA-16673: member running different Oracle version

Cause: The standby member was running a different version of Oracle than the primary database.

Action: Ensure that all members of the configuration are running the same versions of Oracle.

ORA-16674: standby database type has changed

Cause: An attempt to enable a database whose standby type changed from physical or snapshot to logical (or vice versa) was disallowed.

Action: If the intention is to retain the database conversion to the new type, the database must be removed and re-added to the configuration in order to obtain correct values for database properties specific to the new standby type.

ORA-16675: database instance restart required for property value modification to take effect

Cause: One or more properties that correspond to static initialization parameters were modified, but the database instances were not restarted. Or, a static initialization parameter that corresponds to a broker property was modified using an ALTER SYSTEM SQL*Plus statement.

Action: Restart the database instances for the modified property values to take effect. If the error persists after having restarted the instance, use the DGMGRL CLI or Enterprise Manager to modify the property the static initialization parameter corresponds to.

ORA-16676: RedoRoutes property for two or more members contains a circular route

Cause: The value of a RedoRoutes property for two or more members was set such that a member that sends redo also receives redo data data in the same route. For example, A sends to B, B sends to C, and C sends to A.

Action: Correct the setting of the RedoRoutes property on one or more members to eliminate the circular route.

ORA-16677: Standby database has the same or higher priority than other members specified in the RedoRoutes group.

Cause: A standby database with the same or higher priority than other members in the group was specified in the RedoRoutes property.

Action: Check the Oracle Data Guard broker log file for the reason for the failure and reissue the command. Ensure that a standby database was not specified to have the same or higher priority than other members in the group for the RedoRoutes property.

ORA-16678: unrecognized or duplicate attribute specified

Cause: The specified value contained an unrecognized or duplicated attribute.

Action: Ensure the property string does not contain any undefined or duplicate attributes. See the Oracle Data Guard broker documentation for supported attributes.

ORA-16679: one or more illegal keywords found

Cause: The specified value contained one or more illegal keywords.

Action: See the Oracle Data Guard broker documentation for the supported keywords.

ORA-16680: value contains unbalanced set of parentheses

Cause: The specified value contained an unbalanced set of parentheses or a missing set of parentheses.

Action: Ensure the parentheses are correctly matched and specify parentheses when required. See the Oracle Data Guard broker documentation for more information.

ORA-16681: value does not contain a colon

Cause: The specified value did not contain a colon (:).

Action: Include the colon (:) in the value.

ORA-16682: value contains duplicate databases or far sync instances

Cause: The specified value contained the same database or far sync instance multiple times.

Action: Ensure that a database or far sync instance is specified only once.

ORA-16683: illegal, empty substring specified in property value

Cause: The value specified contained an illegal, empty string or substring, e.g. "()".

Action: Remove the illegal empty strings and retry the command.

ORA-16684: maximum number of destinations exceeded

Cause: The value specified for the RedoRoutes property contained more than the 30 destinations.

Action: Ensure that no more than 30 destinations are specified.

ORA-16685: database does not receive redo data

Cause: The RedoRoutes property for all members of the configuration were set such that this database did not receive redo data. Or, the transport state of the database that sends redo data to this database is not valid.

Action: Check the setting of the RedoRoutes property for all members of the configuration. Ensure that at least one member's RedoRoutes property value is set to ship redo data to this database. Also check the transport state of the database that sends redo data to this database.

ORA-16686: database may not receive redo data if redo source is an alternate destination

Cause: This database may not receive redo data if the redo source is an alternate destination that does not ship redo to this database.

Action: Ensure that any alternates for the redo source for this database includes this database in its send to list.

ORA-16687: database has multiple redo sources

Cause: Using the RedoRoutes properties, multiple redo sources were shipping redo to the standby.

Action: Using the RedoRoutes properties, ensure that only one redo source ships redo to the standby.

ORA-16688: command cannot be issued on a disabled member

Cause: The command was issued on a member that was disabled.

Action: Connect to an enabled member of the configuration and retry the command.

ORA-16689: illegal sender specified for RedoRoutes property

Cause: A far sync instance or a recovery appliance was specified as the redo source in a RedoRoutes property rule.

Action: Check the setting of the RedoRoutes property and confirm that a far sync instance or a recovery appliance is not specified as the redo source in the RedoRoutes property rule.

ORA-16690: illegal destination specified for RedoRoutes

Cause: A specified destination in a RedoRoutes rule either appears in the primary setting of the same rule or is the local database itself.

Action: Ensure that any specified destination in a RedoRoutes rule neither appears in the primary setting of the same rule nor be the local database itself.

ORA-16691: cannot remove a configuration member that is specified in a RedoRoutes property

Cause: An attempt was made to remove a database or far sync instance that is specified in another configuration member's RedoRoutes property.

Action: First remove the database or far sync instance from all other member's RedoRoutes property values. Then retry the remove command.

ORA-16692: operation disallowed for a member that has a value set for its RedoRoutes property

Cause: An attempt was made to delete, disable, or convert (physical standby database) a member that has a non-empty value set for its RedoRoutes property.

Action: Reset the value of the RedoRoutes property for the member to be deleted, disabled, or converted (physical standby database) to the empty string and then retry the operation.

ORA-16693: requirements not met for enabling fast-start failover

Cause: The attempt to enable fast-start failover could not be completed because one or more requirements were not met: - The Oracle Data Guard configuration must be in either MaxAvailability or MaxPerformance protection mode. - The effective redo transport mode for both the primary database and the fast-start failover target standby database must be set to either SYNC or FASTSYNC if the configuration protection mode is set to MaxAvailability mode. - The effective redo transport mode for both the primary database and the fast-start failover target standby database must be set to ASYNC if the configuration protection mode is set to MaxPerformance mode. - No valid target standby database was specified in the primary database FastStartFailoverTarget property prior to the attempt to enable fast-start failover, and more than one standby database exists in the Oracle Data Guard configuration. - fast-start failover target standby database did not receive redo data directly from the primary database when the protection mode was set to maximum performance mode. - The primary database has multiple routes to the fast-start failover target standby database.

Action: Retry the command after correcting the issue: - Set the Oracle Data Guard configuration to either MaxAvailability or MaxPerformance protection mode. - Ensure that the effective redo transport mode for both the primary database and the fast-start failover target standby database are either SYNC or FASTSYNC if the configuration protection mode is set to MaxAvailability. - Ensure that the LogXptMode property for both the primary database and the fast-start failover target standby database are set to ASYNC if the configuration protection mode is set to MaxPerformance. - Set the primary database FastStartFailoverTarget property to the DB_UNIQUE_NAME value of the desired target standby database and set the desired target standby database FastStartFailoverTarget property to the DB_UNIQUE_NAME value of the primary database. - Ensure the RedoRoutes property of the primary includes the name of the fast-start failover target standby database when the protection mode is set to maximum performance mode. - Ensure the RedoRoutes property of the primary database has only one route to the fast-start failover target standby database.

ORA-16694: one or more databases involved in switchover need to be restarted

Cause: An error occurred during the restart of either the old and the new primary databases or both in a switchover operation.

Action: Manually restart both the old and new primary databases, including all their Oracle RAC instances if it is an Oracle RAC database.

ORA-16695: a RedoRoutes rule requires asynchronous redo transport mode

Cause: The member could not receive redo data from another standby database or a far sync instance because either a RedoRoutes rule for that standby or far sync instance did not specify asynchronous redo transport mode or the LogXptMode property of the receiving member was not set to asynchronous redo transport mode.

Action: A standby database or far sync instance can only send redo data in asynchronous mode. Set the LogXptMode for the receiving member to ASYNC before changing the RedoRoutes of the standby database or far sync instance that is to send redo data. Or, specify ASYNC in the RedoRoutes property of either the sending standby database or far sync instance to override the value specified in the LogXptMode property of the receiving member.

ORA-16696: redo source is disabled

Cause: An attempt was made to enable a member whose redo source was disabled.

Action: Enable the redo source first and then retry the command.

ORA-16697: wrong standby type specified for RedoRoutes property modification

Cause: A logical standby database or snapshot standby database was specified to send redo data.

Action: Check the setting of the RedoRoutes property and confirm that a primary database, physical standby database, or far sync instance is specified to send the redo data.

ORA-16698: member has a LOG_ARCHIVE_DEST_n parameter with SERVICE attribute set

Cause: One or more LOG_ARCHIVE_DEST_n initialization parameters that contain a SERVICE attribute for another member in the configuration were set on the new member when attempting to add a standby database or far sync instance to the configuration.

Action: Clear all LOG_ARCHIVE_DEST_n initialization parameters that contain a SERVICE attribute for another member in the configuration on the new member to be added.

ORA-16699: connect identifier not specified

Cause: The connect identifier was not specified for the DGMGRL CLI ADD command.

Action: Retry the ADD command with a connect identifier for the object to be added.

ORA-16700: the standby database has diverged from the primary database

Cause: The primary database may have been flashed back or restored from a backup set and then reopened with the RESETLOGS option.

Action: Re-create the standby database from the primary database or flash back the standby database to the same point the primary database had been flashed back to.

ORA-16701: Oracle Data Guard broker command failed

Cause: The command to modify or query the member failed.

Action: Check the Oracle Data Guard broker log file for the reason for the failure and reissue the command.

ORA-16702: Oracle Data Guard broker command warning

Cause: The command to modify or query the member resulted in a warning.

Action: Check the Oracle Data Guard broker log file for the warning and, if necessary, reissue the command.

ORA-16703: cannot set property while the member is enabled

Cause: An attempt was made to change a member property while the member was enabled.

Action: Disable the member first, update the property, and then reenable the member.

ORA-16704: standby database not valid for primary database

Cause: The standby database was not added to the Oracle Data Guard broker configuration because it was not a valid standby database for the primary database.

Action: Add a database to the Oracle Data Guard broker configuration that is a valid standby database to the primary database.

ORA-16706: Oracle Data Guard broker worker process not available

Cause: The Oracle Data Guard broker worker process was not available to service the request.

Action: Contact Oracle Support Services.

ORA-16707: the value of the property *string* is invalid, valid values are *string*

Cause: An invalid property value was specified while broker management of the member was disabled.

Action: Reset the property to a valid value.

ORA-16708: the state supplied to broker is invalid

Cause: The state name specified was invalid for the database.

Action: Check the state name and reissue the command.

ORA-16709: standby archived log location settings conflict with database recovery area

Cause: The StandbyArchiveLocation or AlternateLocation property was set to USE_DB_RECOVERY_FILE_DEST, but the initialization parameter DB_RECOVERY_FILE_DEST did not specify a valid destination.

Action: Use a value other than USE_DB_RECOVERY_FILE_DEST for StandbyArchiveLocation or AlternateLocation, or set up a valid database recovery area by setting DB_RECOVERY_FILE_DEST to a valid destination.

ORA-16710: snapshot standby database should be converted back to a physical standby database as soon as possible

Cause: A failover causes this snapshot standby database to enter a state that requires it to be re-created if another failover occurs before it is converted back to a physical standby database.

Action: Reenable the snapshot standby database if it is disabled and convert it back to a physical standby database as soon as possible because the snapshot standby database will have to be re-created if another failover occurs while it is in this state.

ORA-16713: The Oracle Data Guard broker command timed out.

Cause: The Oracle Data Guard broker timed out the command.

Action: Verify that the command is valid for the member and then retry the command.

ORA-16714: the value of property *string* is inconsistent with the member setting

Cause: The value of the specified configuration property was inconsistent with member's in-memory settings or server parameter file settings. This may be caused by changing an initialization parameter that corresponds to a configuration property.

Action: Query the InconsistentProperties property on the member to determine the which properties are set inconsistently and set the properties to make them consistent.

ORA-16715: redo transport-related property *string* of member "*string*" is inconsistent

Cause: The value of the specified redo transport-related configuration property of the given member was inconsistent with the primary database redo transport service setting. This may be caused by changing an initialization parameter that corresponds to a configuration property.

Action: Query the InconsistentLogXptProps property on the primary database to determine which redo transport properties are set inconsistently. Reset the properties on the member to make them consistent with the primary database redo transport settings.

ORA-16716: clearing parameter LOG_ARCHIVE_DEST failed

Cause: An attempt to clear the LOG_ARCHIVE_DEST parameter failed.

Action: Contact Oracle Support Services.

ORA-16717: clearing parameter LOG_ARCHIVE_DUPLEX_DEST failed

Cause: An attempt to clear the LOG_ARCHIVE_DUPLEX_DEST parameter failed.

Action: Contact Oracle Support Services.

ORA-16718: failed to locate member

Cause: The Oracle Data Guard broker was unable to locate the member in the broker configuration.

Action: Add the member to the broker configuration and then reissue the command.

ORA-16719: unable to query V\$ARCHIVE_DEST fixed view

Cause: The broker failed to query the V\$ARCHIVE_DEST fixed view."

Action: Test and clear the problem using SQL*Plus.

ORA-16720: no LOG_ARCHIVE_DEST_n initialization parameters available

Cause: All LOG_ARCHIVE_DEST_n initialization parameters were in use, or all initialization parameters from LOG_ARCHIVE_DEST_1 through LOG_ARCHIVE_DEST_10 that can support SYNC were in use.

Action: Clear one or more LOG_ARCHIVE_DEST_n initialization parameters so that Data Guard broker can use them to set up the primary database redo transport.

ORA-16721: unable to set LOG_ARCHIVE_DEST_n initialization parameters

Cause: The broker was unable to set one or more LOG_ARCHIVE_DEST_n initialization parameters.

Action: Check the Oracle Data Guard broker log file and the Oracle alert log files for more details.

ORA-16722: unable to set LOG_ARCHIVE_DEST_STATE_n initialization parameters

Cause: The broker was unable to set one or more LOG_ARCHIVE_DEST_STATE_n initialization parameters.

Action: Check the Oracle Data Guard broker log file and the Oracle alert log files for more details.

ORA-16723: setting AlternateLocation property conflicts with the redo transport setting

Cause: The standby database was not using standby redo logs, and the redo transport service to the standby database is set to a nonzero value for the ReopenSecs property and a value of zero for the MaxFailure property. In this case, the redo transport service will attempt to send redo data to the standby database indefinitely and never switch to the alternate destination.

Action: Any one of the following actions will solve the problem: - add standby redo logs to the standby database. - set ReopenSecs property to zero. - set MaxFailure

property to a nonzero value. After performing one of the above actions, reset the standby database AlternateLocation property.

ORA-16724: cannot resolve gap for one or more members

Cause: The primary database could not resolve a gap request from one or more members.

Action: To see which member has an unresolvable gap, check the status of the primary database using either Enterprise Manager or the DGMGRL CLI SHOW DATABASE command. Copy the missing archived log files from either backups or from another member in the configuration that has the files for the member that is missing the files.

ORA-16727: cannot close database

Cause: The Oracle Data Guard broker could not close the database.

Action: Terminate any active sessions connected to the database and then reissue the command.

ORA-16728: consistency check for property *string* found *string* error

Cause: The consistency check for the specified property failed due to the error shown.

Action: Check the error message and clear the error.

ORA-16729: validation of value for property *string* found *string* error

Cause: The property value validation failed due to the error shown.

Action: Check the error message and clear the error.

ORA-16730: SQL Apply was not started

Cause: SQL Apply was not started because there were no pluggable databases opened in read/write mode.

Action: Open at least one pluggable database in read/write mode. Data Guard will then automatically start SQL Apply.

ORA-16731: No pluggable databases are opened in read/write mode

Cause: The operation failed because there were no pluggable databases opened in read/write mode.

Action: Open at least one pluggable database in read/write mode and retry the command.

ORA-16732: Oracle Clusterware is restarting the database instance

Cause: The Oracle Data Guard broker operation required this database instance to be shut down and restarted.

Action: If Oracle Clusterware has not already done so, shut down the Oracle instance and then restart it.

ORA-16735: primary redo generation suspended

Cause: Redo generation on the primary database was suspended because either the fast-start failover target was unavailable or the network connection between both databases was disrupted.

Action: Ensure that the fast-start failover target standby database is running and the network connection between both databases is restored.

ORA-16736: unable to find the destination entry of member "*string*" in V \$ARCHIVE_DEST

Cause: Either the destination was manually changed or deleted out of Oracle Data Guard broker, or no entry was available for the Oracle Data Guard broker to use.

Action: Clean up the destination setting, remove the unused settings, and reset the redo transport service.

ORA-16737: the redo transport service for member "*string*" has an error

Cause: A communication problem with the member caused the redo transport to fail.

Action: Query the LogXptStatus property to see the error message. Check the Oracle Data Guard broker log file and the Oracle alert log file for more details.

ORA-16738: redo transport service for member "*string*" is not running

Cause: The redo transport service for the specified member was not running.

Action: Check the Oracle Data Guard broker log file or the Oracle alert log file for more details. If necessary, start the redo transport service for the member.

ORA-16739: redo transport service for member "*string*" is running

Cause: The redo transport service for the member was running.

Action: Check the Oracle Data Guard broker log file for more details. If necessary, stop the redo transport service for the member.

ORA-16740: redo transport service for member "*string*" incorrectly set to ALTERNATE

Cause: The redo transport service to the member was set to ALTERNATE when no other destination was set to alternate to this destination.

Action: Reenable the member or the entire configuration to allow the configuration property settings to be propagated to the initialization parameters.

ORA-16741: the destination parameter of member "*string*" has incorrect syntax

Cause: The destination defined in the server parameter file of the primary database had incorrect syntax and Data Guard broker failed to update the destination when redo transport services were enabled.

Action: Fix the syntax error in the primary database server parameter file or remove the entry from the server parameter file. Also, check the values of the redo transport-related properties for the specified member.

ORA-16742: The member "*string*" has exhausted its quota.

Cause: The member exhausted its quota for storing archived redo logs.

Action: Remove some archived redo logs from the member or increase its quota.

ORA-16743: cannot determine status of redo transport service for member "*string*"

Cause: The status of redo transport to the specified member could not be determined.

Action: Check the Oracle Data Guard broker log file and the Oracle alert log file for more details.

ORA-16744: The DG_CONFIG list of LOG_ARCHIVE_CONFIG parameter is full.

Cause: The DG_CONFIG list of the LOG_ARCHIVE_CONFIG attribute was full and the Oracle Data Guard broker was not able to add a new DB_UNIQUE_NAME to the list.

Action: Remove some unused entries in the DG_CONFIG list, then reenale the member.

ORA-16745: unable to add DB_UNIQUE_NAME "*string*" into the DG_CONFIG list because it is full

Cause: The DG_CONFIG list of the LOG_ARCHIVE_CONFIG attribute was full and the Oracle Data Guard broker was not able to add the specified DB_UNIQUE_NAME to the list.

Action: Remove some unused entries in the DG_CONFIG list then reenale the member.

ORA-16746: Oracle Data Guard broker cannot mount the database

Cause: The Oracle Data Guard broker failed to mount the database.

Action: Check the Oracle Data Guard broker log file and the Oracle alert log file for more details.

ORA-16747: logical standby database guard could not be turned on

Cause: The Oracle Data Guard broker could not turn on the logical standby database guard.

Action: Check the Oracle Data Guard broker log file and the Oracle alert log file for more details.

ORA-16748: Oracle Data Guard broker cannot open the primary database

Cause: The Oracle Data Guard broker failed to open the primary database.

Action: Check the Oracle Data Guard broker log file and the Oracle alert log file for more details.

ORA-16749: switchover to logical standby database failed

Cause: The Oracle Data Guard broker failed to switch a logical standby database over to a primary database.

Action: Check the Oracle Data Guard broker log file and the Oracle alert log file for more details.

ORA-16750: failed to activate logical standby database

Cause: The Oracle Data Guard broker failed to activate a logical standby database.

Action: Check the Oracle Data Guard broker log file and the Oracle alert log file for more details.

ORA-16751: failed to switchover to physical standby database

Cause: The Oracle Data Guard broker failed to switch a physical standby database over to a primary database.

Action: Check the Oracle Data Guard broker log file and the Oracle alert log file for more details.

ORA-16753: Oracle Data Guard broker cannot open standby database

Cause: The Oracle Data Guard broker failed to open the standby database.

Action: Check the Oracle Data Guard broker log file and the Oracle alert log file for more details.

ORA-16754: failed to activate physical standby database

Cause: The Oracle Data Guard broker failed to activate the physical standby database.

Action: Check the Oracle Data Guard broker log file and the Oracle alert log file for more details.

ORA-16755: failed to set initialization parameter

Cause: The Oracle Data Guard broker failed to set an initialization parameter using either the ALTER SYSTEM SET or ALTER SYSTEM RESET command.

Action: Check the Oracle Data Guard broker log file and the Oracle alert log file for more details.

ORA-16757: unable to get the value of this property

Cause: The Oracle Data Guard broker failed to get the value for the specified property because the value for the specified property is not available for the current database role.

Action: If the value of the specified property is not available for the current role of the database, specify this property for a database for which the value is available. Otherwise, check the Oracle Data Guard broker log file for more details.

ORA-16758: the specified apply instance is not running

Cause: The Oracle Data Guard broker could not start apply services on the specified instance because that instance was not running.

Action: Start the instance and then retry the command.

ORA-16759: cannot start SQL Apply with initial SCN

Cause: The Oracle Data Guard broker failed to start SQL Apply with an initial system change number (SCN).

Action: Check the Oracle Data Guard broker log file and the Oracle alert log file for more details.

ORA-16760: cannot start SQL Apply

Cause: The Oracle Data Guard broker failed to start SQL Apply.

Action: Check the Oracle Data Guard broker log file and the Oracle alert log file for more details.

ORA-16761: cannot stop SQL Apply

Cause: The Oracle Data Guard broker failed to stop SQL Apply.

Action: Check the Oracle Data Guard broker log file and the Oracle alert log file for more details.

ORA-16762: invalid database state

Cause: Database was not in the intended state.

Action: Determine the reason why the database is not running in the intended state and reissue the command.

ORA-16763: redo transport service for a member is running

Cause: The redo transport service for a member was running.

Action: For more details, check the status of the primary database using either Oracle Enterprise Manager or the DGMGRL CLI SHOW DATABASE command. If necessary, stop the redo transport service to the member.

ORA-16764: redo transport service to a member is not running

Cause: The redo transport service to a member was not running.

Action: For more details, check the status of the primary database using either Oracle Enterprise Manager or the DGMGRL CLI SHOW DATABASE command. If necessary, start the redo transport service to the member.

ORA-16765: Redo Apply is running

Cause: Redo Apply was running when it should have been stopped.

Action: If necessary, stop Redo Apply.

ORA-16766: Redo Apply is stopped

Cause: Redo Apply was stopped when it should have been running.

Action: Check the alert log to see why Redo Apply terminated, correct any problems that may exist, and restart Redo Apply by setting the physical standby database state to APPLY-ON.

ORA-16767: SQL Apply is running

Cause: SQL Apply was running when it should have been stopped."

Action: If necessary, stop SQL Apply.

ORA-16768: SQL Apply is stopped

Cause: SQL Apply was stopped when it should have been running."

Action: Check the alert log to see why SQL Apply terminated, correct any problems that may exist, and restart SQL Apply by setting the logical standby database state to APPLY-ON.

ORA-16769: the physical standby database is open read-only

Cause: All instances in the physical standby database were put into a read-only state instead of APPLY-OFF.

Action: Issue the EDIT DATABASE SET STATE command to set the database to the APPLY-OFF state.

ORA-16770: Redo Apply not started since physical standby database is opening

Cause: Redo Apply services could not be started on the physical standby database because it was being opened. The Oracle Data Guard broker will start Redo Apply services once the physical standby database has been opened.

Action: No action required.

ORA-16771: failover to a physical standby database failed

Cause: The Oracle Data Guard broker encountered errors when converting a physical standby database to a primary database.

Action: Check the Oracle Data Guard broker log file and the Oracle alert log file for more details.

ORA-16772: switchover to a standby database failed

Cause: The Oracle Data Guard broker encountered errors when switching over to the specified standby database.

Action: Check the Oracle Data Guard broker log file and the Oracle alert log file for more details.

ORA-16773: cannot start Redo Apply

Cause: The Oracle Data Guard broker failed to start Redo Apply.

Action: Check the Oracle Data Guard broker log file and the Oracle alert log file for more details. If the database is already open, the broker will not start Redo Apply if the Oracle Active Data Guard option is not enabled.

ORA-16774: cannot stop Redo Apply

Cause: The Oracle Data Guard broker failed to stop Redo Apply.

Action: Check the Oracle Data Guard broker log file and the Oracle alert log file for more details.

ORA-16775: target standby database in broker operation has potential data loss

Cause: The target standby database specified for the broker operation did not have all the redo data from the primary database.

Action: Confirm that the redo transport service on the primary database is functioning correctly by checking its status using either Enterprise Manager or the DGMGRL CLI SHOW DATABASE command. Reissue the broker command once all redo data is available on the target standby database.

ORA-16776: health check of the redo transport service failed

Cause: The Oracle Data Guard broker could not complete the health check for the redo transport service.

Action: Check the Oracle Data Guard broker log file and the Oracle alert log file for more details.

ORA-16777: unable to find the destination entry of a member in V \$ARCHIVE_DEST

Cause: Either a destination was manually deleted or no entry was available for Oracle Data Guard.

Action: Check the Oracle Data Guard broker log file and the Oracle alert log file for more details. The redo transport service may need to be reset.

ORA-16778: redo transport error for one or more members

Cause: The redo transport service was unable to send redo data to one or more members.

Action: Check the Oracle Data Guard broker log file and the Oracle alert log file for more details. Query the LogXptStatus property to see the errors.

ORA-16779: The destination parameter of a member is set incorrectly.

Cause: The destination was defined in the LOG_ARCHIVE_DEST_n server parameter file with incorrect syntax. The Oracle Data Guard broker failed to update the destination when the redo transport was turned on.

Action: Check the Oracle Data Guard broker log file to see which member has the problem. Fix the syntax error in the server parameter file or remove the entry from the server parameter file. Check if the syntax of the redo transport-related properties is correct.

ORA-16780: A member has exhausted its archived redo log storage quota.

Cause: A member has exhausted its quota for storing archived redo logs.

Action: Check the Oracle Data Guard broker log file to see which member has the problem. Remove some archived redo logs or increase the quota on the storage the member is using for archived redo logs.

ORA-16781: cannot determine status of redo transport service for member

Cause: The status of redo transport to the specified member could not be determined.

Action: Check the Oracle Data Guard broker log file and the Oracle alert log file for more details.

ORA-16782: instance not open for read and write access

Cause: The database was mounted on an instance but not opened for read and write access.

Action: For more details, check the status of the database using either Enterprise Manager or the DGMGRL CLI SHOW DATABASE command. If possible, open the instance manually.

ORA-16783: cannot resolve gap for member *string*

Cause: The primary database could not resolve a gap request from the specified member or members.

Action: Copy the missing archived redo log files from either backups or from another member in the configuration that has the files for the member or members missing the files.

ORA-16784: member name specified by Dependency property is incorrect

Cause: The member name that should be the value of the DB_UNIQUE_NAME initialization parameter specified in the Dependency property was incorrect.

Action: Reset the Dependency property to the correct name of the member.

ORA-16785: the database is in NOARCHIVELOG mode

Cause: The database was in NOARCHIVELOG mode when it was either a primary database or when it was a standby database that was being switched over to be a primary database.

Action: Set the database to ARCHIVELOG mode by issuing the ALTER DATABASE ARCHIVELOG command.

ORA-16786: unable to access Oracle Data Guard broker configuration files

Cause: The Oracle Data Guard broker configuration files did not exist or could not be accessed.

Action: Check the Oracle Data Guard broker log file for more details.

ORA-16788: unable to set one or more member configurable property values

Cause: This situation occurred when the broker attempted to set member configurable property values into the member by issuing ALTER SYSTEM or ALTER DATABASE commands. Typical causes of this error are: - The values of redo transport-related properties contain syntax errors. - The value of the LogArchiveTrace property was out of range.

Action: Check the Oracle Data Guard broker log file to see which property has the problem and set the property to the correct value.

ORA-16789: standby redo logs configured incorrectly

Cause: Standby redo logs were not configured or were configured incorrectly for the member.

Action: Standby redo logs are required when the redo transport mode is set to SYNC or ASYNC. Check the Oracle Data Guard documentation to find more information about the correct configuration of standby redo logs.

ORA-16790: the value of the configurable property is invalid

Cause: An invalid property value was entered, or a RESET was attempted on a property for which no Broker default value exists.

Action: Set the property to a correct value.

ORA-16791: unable to check the existence of the standby redo logs

Cause: The member may not be mounted, or the query of the V\$STANDBY_LOG fixed view failed.

Action: Ensure the member is mounted and query the V\$STANDBY_LOG fixed view to see if the problem has been corrected, and retry the operation.

ORA-16792: configurable property value is inconsistent with member setting

Cause: The values of one or more configurable properties were inconsistent with the in-memory settings or server parameter file settings. This may happen by directly altering initialization parameters instead of editing configurable property values using Oracle Data Guard broker.

Action: Query the InconsistentProperties property on the member or check the Oracle Data Guard broker log file to find which properties are set inconsistently. Reset these properties to make them consistent with the database settings. Alternatively, enable the member or the entire configuration to allow the configurable property settings to be propagated to the initialization parameters.

ORA-16793: logical standby database guard is off

Cause: The logical standby database guard was turned off.

Action: Issue the ALTER DATABASE GUARD ALL command to turn the guard on and verify that Data Guard health check error or warning is cleared.

ORA-16794: database guard is on for primary database

Cause: The database guard was turned on for the primary database.

Action: Issue the ALTER DATABASE GUARD NONE command to turn off the guard and verify that Data Guard health check error or warning is cleared.

ORA-16795: the standby database needs to be re-created

Cause: A switchover or failover operation caused this database to require re-creation. The database was marked for re-creation because it was not a viable standby database for the new primary database. Until this error status is resolved for this database, information about this database and the broker configuration to which it belongs is unavailable to a broker client that is connected to this database. Therefore, all commands directed by that client to this database cannot be completed.

Action: Re-create (or flash back) the standby database. Connect to the primary database in the broker configuration and reenable broker management of that database. Once enabled, it is possible to connect to that standby database and manage it with the broker. Alternatively, many client commands that cannot be completed at the standby database when in this error state can be completed successfully when issued to the primary database. In this case, simply reconnect to the primary database and retry the command.

ORA-16796: one or more properties could not be imported from the member

Cause: The broker was unable to import property values for the member being added to the broker configuration. This error indicates: - The Oracle Net service name specified in DGMGRL CREATE CONFIGURATION, ADD DATABASE, ADD FAR_SYNC, or ADD RECOVERY_APPLIANCE command was not one that provides

access to the member being added. - There were no instances running for the member being added.

Action: Remove the member from the configuration using the REMOVE CONFIGURATION, REMOVE DATABASE, REMOVE FAR_SYNC, or REMOVE RECOVERY_APPLIANCE command. Ensure that the member to be added has at least one instance running and that the Oracle Net service name provides access to the running instance. Also, check the broker log file for additional information. Then, reissue the CREATE CONFIGURATION, ADD DATABASE, ADD FAR_SYNC, or ADD RECOVERY_APPLIANCE command.

ORA-16797: member is not using a server parameter file

Cause: The member was not using a server parameter file or the broker was unable to access the server parameter file.

Action: Issue the CREATE SPFILE='.' FROM PFILE='...' command to create a server parameter file and then restart the member to use it.

ORA-16798: unable to complete recovery during failover

Cause: The physical standby database could not complete recovery during failover.

Action: Check the Oracle Data Guard broker log file and the Oracle alert log files to see more details on the reason for the failure.

ORA-16799: Redo Apply is not running

Cause: Either the Oracle Data Guard broker configuration indicated that Redo Apply was turned off, or the MRP0 recovery process was not running. As a result, Redo Apply-related properties could not be set.

Action: Turn on Redo Apply through Oracle Data Guard broker and reissue the command to set a Redo Apply-related property.

ORA-16800: redo transport service for a standby database incorrectly set to ALTERNATE

Cause: The redo transport service for a standby database was set to ALTERNATE when no other destination is set to alternate to this destination.

Action: Reenable the standby database or the entire configuration to allow the configuration property settings to be propagated to the initialization parameters.

ORA-16801: redo transport-related property is inconsistent with member setting

Cause: The values of one or more redo transport-related configuration properties were inconsistent with the in-memory settings or server parameter file settings. This may happen by directly altering initialization parameters instead of editing configurable property values using Oracle Data Guard broker.

Action: Query the InconsistentLogXptProps property on the primary database or check the Oracle Data Guard broker log file to find which properties are set inconsistently. Reset these properties to make them consistent. Alternatively, enable the member or the entire configuration to allow the configurable property settings to be propagated to the initialization parameters.

ORA-16802: Database role change operation permitted only by Data Guard broker when fast-start failover is enabled.

Cause: Fast-start failover was enabled and a role change was not initiated from a Data Guard broker interface.

Action: Use a Data Guard broker interface to perform a role change.

ORA-16803: unable to query a database table or fixed view

Cause: Querying a database table or fixed view failed. The database may not be opened or mounted.

Action: Check the Oracle Data Guard broker log file for more details.

ORA-16804: one or more configuration properties have invalid values

Cause: Oracle Data Guard broker health check detected that one or more configuration properties in the broker configuration had invalid values. The property values were changed while broker management of the member was disabled.

Action: Check Data Guard broker log file for more details on which properties have invalid values and reset them through the Oracle Data Guard broker.

ORA-16806: supplemental logging is not turned on

Cause: Supplemental logging was not turned on while there was a logical standby database in the configuration. This could happen either on the primary database or on the logical standby database that was being switched over to become the primary database.

Action: Check the Oracle Data Guard broker log file for more details. Issue the ALTER DATABASE ADD SUPPLEMENTAL LOG DATA (PRIMARY KEY, UNIQUE INDEX) COLUMNS to add supplemental logging.

ORA-16807: unable to change configuration protection mode

Cause: An attempt to issue the ALTER DATABASE SET STANDBY TO MAXIMIZE {PROTECTION | AVAILABILITY | PERFORMANCE} failed.

Action: Check the Oracle Data Guard broker log file and the Oracle alert log file for more information.

ORA-16808: primary database is not open

Cause: A prior attempt to open the primary database was disallowed because the primary had shut itself down earlier after being isolated from both the fast-start failover observer and the target standby database for more than FastStartFailoverThreshold seconds. It was assumed that a fast-start failover was underway. Since that time, re-contact with either the observer or the target standby database indicates that no such failover had actually occurred. The primary database can now be opened.

Action: Open the database by issuing the SQL*Plus ALTER DATABASE OPEN command.

ORA-16809: multiple warnings detected for the member

Cause: The broker detected multiple warnings for the member.

Action: To get a detailed status report, check the status of the member specified using either Enterprise Manager or the DGMGRL CLI SHOW command.

ORA-16810: multiple errors or warnings detected for the member

Cause: The broker detected multiple errors or warnings for the member.

Action: To get a detailed status report, check the status of the database specified using either Enterprise Manager or the DGMGRL CLI SHOW command.

ORA-16811: apply instance not recorded by the Oracle Data Guard broker

Cause: The broker did not register an apply instance for a standby database.

Action: Reenable the standby database to clear the error.

ORA-16812: log apply service not running on apply instance recorded by the broker

Cause: Log apply services were not running on the instance the Data Guard broker expected them to be running upon.

Action: Reenable the standby database to clear the error.

ORA-16813: log apply service not running on apply instance *string* recorded by the broker

Cause: Log apply services were not running on the instance the Data Guard broker expected them to be running upon.

Action: Reenable the standby database to clear the error.

ORA-16814: duplicate name specified for observer

Cause: The observer was not started because an observer with that name was already started.

Action: Use the DGMGRL CLI SHOW OBSERVER command to check the names of the observers that have already been started. Then, reissue the START OBSERVER command and specify a different observer name.

ORA-16815: member does not need to be reinstated

Cause: The member specified was either already reinstated or does not need to be reinstated.

Action: No action necessary. Any stale reinstate required status will be cleared after the next health check has completed.

ORA-16816: incorrect database role

Cause: The Oracle Data Guard broker detected that the specified database had a different database role than that recorded in the Oracle Data Guard broker configuration. This could be the result of a failed switchover or failover operation, or a switchover or failover operation performed with SQL*Plus.

Action: Check the Oracle Data Guard broker documentation to see how to recover from failed role change operations, or from role changes that were performed using SQL*Plus for databases managed by Oracle Data Guard broker.

ORA-16817: unsynchronized fast-start failover configuration

Cause: The fast-start failover target standby database was not synchronized with the primary database. As a result, a fast-start failover could not happen automatically in case of a primary database failure.

Action: Ensure that the fast-start failover target standby database is running and that the primary database can ship redo data to it. When the standby database has received all of the redo data from the primary database, the primary and standby databases will then be synchronized. The Oracle Data Guard configuration may then fail over automatically to the standby database in the event of loss of the primary database.

ORA-16818: fast-start failover suspended

Cause: The primary database was intentionally shutdown. As a result, a fast-start failover could not happen automatically.

Action: Start the primary database. This effectively restores the ability to automatically perform a fast-start failover in the event of a failure of the primary database.

ORA-16819: fast-start failover observer not started

Cause: The observer for fast-start failover was not started. As a result, fast-start failover could not happen in the case of a primary database failure.

Action: Start the fast-start failover observer by using, for example, the DGMGRL START OBSERVER command.

ORA-16820: fast-start failover observer is no longer observing this database

Cause: A previously started observer was no longer actively observing this database. A significant amount of time elapsed since this database last heard from the observer. Possible reasons were: - The host where the observer was running was not available. - The network connection between the observer and this database was not available. - The observer process was terminated unexpectedly.

Action: Check the reason why the observer cannot contact this database. If the problem cannot be corrected, stop the current observer by connecting to the Oracle Data Guard configuration and issue the DGMGRL STOP OBSERVER command. Then, restart the observer on another host. Finally, use the DGMGRL START OBSERVER command to start the observer on the other host.

ORA-16821: logical standby database dictionary not yet loaded

Cause: The logical standby database had not loaded the dictionary. This status was detected by the broker health check mechanism. Alternatively, this status may be returned when attempting to switch or fail over to a logical standby database that had not yet loaded its dictionary.

Action: Start SQL Apply on the logical standby database, if it is not already running, and wait for it to reach the APPLYING state.

ORA-16822: new primary database not yet ready for standby database reinstatement

Cause: The new primary database, as a result of a logical standby database failover operation, had not fully completed the failover operation. An attempt to reinstate a disabled standby database could not be completed until failover completed on the new primary database.

Action: Wait until the failover operation has completed on the new primary database. Then retry the reinstate operation.

ORA-16823: redo transport mode is incompatible for current operation

Cause: The redo transport mode of this member was incompatible for this broker operation.

Action: Reset the LogXptMode member property for this member and retry the broker operation.

ORA-16824: multiple warnings, including fast-start failover-related warnings, detected for the database

Cause: The broker detected multiple warnings for the database. At least one of these warnings may have prevented fast-start failover from occurring.

Action: To get a detailed status report, check the status of the database specified using either Enterprise Manager or the DGMGRL CLI SHOW DATABASE command.

ORA-16825: multiple errors or warnings, including fast-start failover-related errors or warnings, detected for the database

Cause: The broker detected multiple errors or warnings for the database. At least one of these errors or warnings may have prevented a fast-start failover from occurring.

Action: To get a detailed status report, check the status of the database specified using either Enterprise Manager or the DGMGRL CLI SHOW DATABASE command.

ORA-16826: apply service state is inconsistent with the DelayMins property

Cause: This warning was caused by one of the following reasons: - The apply service was started without specifying the real-time apply option or without the NODELAY option when the DelayMins property was set to zero. - The apply service was started with the real-time apply option or with the NODELAY option when the DelayMins property was set to a value greater than zero.

Action: Reenable the standby database to allow the broker to restart the apply service with the apply options that are consistent with the specified value of the DelayMins property.

ORA-16827: Flashback Database is disabled

Cause: The broker detected that the Flashback Database feature was disabled. With Flashback Database disabled, the broker would not be able to: - reinstate a database that required reinstatement. - convert a physical standby database to a snapshot standby database. - convert a snapshot standby database to a physical standby database. Flashback Database may be disabled manually with the ALTER DATABASE FLASHBACK DATABASE OFF command or automatically by the database in the event of an error.

Action: Check the database alert log to determine whether Flashback Database was disabled due to errors and then correct the problem. If Flashback Database had been manually disabled, reenable Flashback Database with the ALTER DATABASE FLASHBACK DATABASE ON command. If, after enabling Flashback Database, the database still cannot be reinstated or converted, you must re-create the database from a copy of the primary database.

ORA-16828: invalid value specified for REDO_TRANSPORT_USER initialization parameter

Cause: An invalid value was specified for the REDO_TRANSPORT_USER initialization parameter. The length of the user name exceeded 30 characters.

Action: Check the documentation and specify a new value for the REDO_TRANSPORT_USER initialization parameter.

ORA-16829: fast-start failover configuration is lagging

Cause: The fast-start failover target standby database was not within the lag limit specified by the FastStartFailoverLagLimit configuration property. As a result, a fast-start failover could not happen in the event of a primary database failure.

Action: Ensure that the fast-start failover target standby database is running and applying redo data and that the primary database is successfully transmitting redo data. If this condition persists consider raising the value of the FastStartFailoverLagLimit configuration property.

ORA-16830: primary isolated from fast-start failover partners longer than FastStartFailoverThreshold seconds: shutting down

Cause: The primary database was isolated from both the observer and target standby database for longer than the seconds specified by the FastStartFailoverThreshold property. A fast-start failover probably occurred. If the FastStartFailoverPmyShutdown configuration property was set to TRUE, the broker will shut down the primary database in this situation.

Action: Ensure one instance of this database is running and the database is mounted on that instance so that the broker may reinstate the old primary database.

ORA-16831: operation not allowed on this member

Cause: The Oracle Data Guard broker operation was not allowed for the specified member of the Oracle Data Guard broker configuration.

Action: Check the documentation for the Oracle Data Guard broker command and then reissue the command with the correct member.

ORA-16832: user-configurable fast-start failover initiated: shutting down

Cause: The broker initiated a fast-start failover to the target standby database because a user-configurable condition was detected on the primary database. In addition, the broker shut down the primary database.

Action: Correct the problem on the old primary database that caused the broker to initiate a fast-start failover, then reinstate the old primary database.

ORA-16833: no logging operations detected on database

Cause: The broker detected that no logging operations were performed on this database. The data modified by these operations may be lost if failover or switchover was performed.

Action: Use Data Repair Advisor to determine which operations were not logged before attempting a switchover or failover.

ORA-16834: control file corruptions detected on database

Cause: The broker detected control file corruptions. Many database operations, including switchover and failover, may not be possible.

Action: Use Data Repair Advisor to determine the extent of the corruptions and how to repair them.

ORA-16835: member has one or more unavailable standby redo log groups

Cause: The broker detected that the member had one or more unavailable standby redo log groups.

Action: Use Data Repair Advisor to determine which standby redo log groups are unavailable and how the log groups can be made available.

ORA-16836: one or more system data files are missing

Cause: The broker detected that one or more system data files were missing.

Action: Use Data Repair Advisor to determine which system data files are missing and how the files can be restored.

ORA-16837: one or more system data files are corrupt

Cause: The broker detected that one or more system data files were corrupt.

Action: Use Data Repair Advisor to determine which system data files are corrupt and how the files can be restored.

ORA-16838: one or more system data files are offline

Cause: The broker detected that one or more system data files were offline.

Action: Use Data Repair Advisor to determine which system data files are offline and how the files can be made online.

ORA-16839: one or more user data files are missing

Cause: The broker detected that one or more user data files were missing.

Action: Use Data Repair Advisor to determine which user data files are missing and how the files can be restored.

ORA-16840: one or more user data files are corrupt

Cause: The broker detected that one or more user data files were corrupt.

Action: Use Data Repair Advisor to determine which user data files are corrupt and how the files can be restored.

ORA-16841: one or more user data files are offline

Cause: The broker detected that one or more user data files were offline.

Action: Use Data Repair Advisor to determine which user data files are offline and how the files can be made online.

ORA-16842: block corruptions detected

Cause: The broker detected block corruptions on this database.

Action: Use Data Repair Advisor to determine which files are affected by block corruptions and how the files can be repaired.

ORA-16843: errors discovered in diagnostic repository

Cause: The broker detected one or more errors in the Automatic Diagnostic Repository.

Action: Use Data Repair Advisor to see the errors that were discovered and how they can be repaired.

ORA-16844: database does not have a valid fast-start failover target standby database

Cause: Fast-Start failover was enabled and the current primary database did not have a value set for the FastStartFailoverTarget configurable property or the value specified for this property was not a valid fast-start failover target standby database.

Action: Disable fast-start failover or ensure that the primary database has a valid fast-start failover target standby database specified by setting the FastStartFailoverTarget configurable property value to a valid standby database.

ORA-16847: A previous switchover from this database failed with error *string*.

Cause: A previous switchover operation from this database failed.

Action: Fix the underlying problem and reissue the switchover command again.

ORA-16848: A previous switchover to this database failed with error *string*.

Cause: A previous switchover operation to this database failed.

Action: Fix the underlying problem and reissue the switchover command again.

ORA-16849: A previous switchover from this database was interrupted and aborted.

Cause: A previous switchover operation from this database was interrupted by the user. It may be caused by a hang.

Action: Fix the underlying problem and reissue the switchover command again.

ORA-16850: A previous switchover to this database was interrupted and aborted.

Cause: A previous switchover operation to this database was interrupted by the user. It may be caused by a hang.

Action: Fix the underlying problem and reissue the switchover command again.

ORA-16851: A previous failover to this database failed with error *string*.

Cause: A previous failover operation to this database failed.

Action: Fix the underlying problem and reissue the failover command again.

ORA-16852: A previous failover to this database was interrupted and aborted.

Cause: A previous failover operation to this database was interrupted by the user. It may be caused by a hang.

Action: Fix the underlying problem and reissue the failover command again.

ORA-16853: apply lag has exceeded specified threshold

Cause: The current apply lag exceeded the value specified by the ApplyLagThreshold configurable property. It may be caused either by a large transport lag or poor performance of apply services on the standby database.

Action: Check for gaps on the standby database. If no gap is present, tune the apply services.

ORA-16854: apply lag could not be determined

Cause: Apply lag could not be determined because either apply services were not running or there was no connectivity between the redo source and standby database.

Action: Start apply services if they are not running. Also, ensure that there is network connectivity between the redo source and standby databases and the redo source is sending redo data to the standby.

ORA-16855: transport lag has exceeded specified threshold

Cause: The current transport lag exceeded the value specified by the TransportLagThreshold configurable property. It is caused by either poor network performance between the redo source and the member or a network disconnection.

Action: Check the network connection between the redo source and the member. If they are connected, check the network performance between the redo source and the member and tune it if necessary.

ORA-16856: transport lag could not be determined

Cause: Transport lag could not be determined because there was no connectivity between the redo source and the member.

Action: Ensure that there is network connectivity between the redo source and the members and that the redo source is working properly.

ORA-16857: member disconnected from redo source for longer than specified threshold

Cause: The amount of time the member was disconnected from the redo source exceeded the value specified by the TransportDisconnectedThreshold configurable database property. It is caused by a lack of network connectivity between the redo source and the member.

Action: Ensure that there is network connectivity between the redo source and the member and that the redo source is working properly.

ORA-16858: last communication time from redo source could not be determined

Cause: The member was never contacted by the redo source.

Action: Ensure that there is network connectivity between the redo source and the member and that the redo source is working properly.

ORA-16859: request terminated because delete, disable, or failover operation is in progress

Cause: The broker terminated a request because it was processing a delete, disable, or failover operation.

Action: Wait for the operation to complete and then retry the request.

ORA-16860: invalid member specified as the fast-start failover target

Cause: The member specified as the fast-start failover target was either a far sync instance or snapshot standby database, or does not exist in the configuration.

Action: Only a physical or logical standby database can be specified as a fast-start failover target. Check the database name and retry the command.

ORA-16861: ExternalDestination property requires DB_UNIQUE_NAME attribute

Cause: The value specified for the ExternalDestination property did not contain the DB_UNIQUE_NAME attribute.

Action: Ensure that DB_UNIQUE_NAME is specified as the value for the ExternalDestination property.

ORA-16862: unsupported attribute specified for the ExternalDestination property

Cause: The value specified for the ExternalDestination property contained unsupported attributes.

Action: Ensure that the value specified for the ExternalDestination property does not contain any of these attributes: LOCATION, ALTERNATE, MAX_FAILURE, SYNC, TEMPLATE, MANDATORY, DELAY, NET_TIMEOUT, and VALID_FOR.

ORA-16863: A member whose MaxFailure property is set to zero cannot be part of a RedoRoutes group.

Cause: A member was specified to be part of a RedoRoutes group when the MaxFailure configurable property was set to zero.

Action: Set the MaxFailure property to a nonzero value and retry the command.

ORA-16864: The MaxFailure property cannot be set to zero for a member that is part of a RedoRoutes group.

Cause: An attempt was made to set the MaxFailure configurable property to zero when it was part of a RedoRoutes group.

Action: Set the MaxFailure configurable property to a nonzero value.

ORA-16865: database is closing or is not mounted on the instance

Cause: Broker health check was unable to complete because the database was closing or was not mounted on the instance.

Action: No action is required if the database is closing. Mount the database if it is not yet mounted on the instance.

ORA-16866: database converted to transient logical standby database for rolling database maintenance

Cause: This database was converted to a logical standby database because a rolling database maintenance operation was in progress.

Action: No action is required. The database will be converted to a primary database when the DBMS_ROLLING.SWITCHOVER procedure is executed or to a physical standby database when the DBMS_ROLLING.FINISH procedure is executed.

ORA-16867: cannot remove a database that is specified in a FastStartFailoverTarget configuration property

Cause: An attempt was made to remove a database that was specified in the FastStartFailoverTarget configuration property of another database.

Action: First, remove the database from all other database's FastStartFailoverTarget configuration property values. Then, retry the REMOVE command.

ORA-16868: Fast-Start Failover target standby database not viable

Cause: The Fast-Start Failover target standby database was not viable. As a result, a Fast-Start Failover to this database could not happen automatically.

Action: After the standby database has been re-created from a copy of the new primary database, disable and then reenable the standby database.

ORA-16869: fast-start failover target not initialized

Cause: The standby database was not yet ready to be a Fast-Start Failover target standby database. Consequently, Fast-Start Failover cannot be initiated to this database in the event of a primary database failure.

Action: Ensure that the network connection between the primary and the Fast-Start Failover target standby is functioning properly.

ORA-16871: fast-start failover target switch is not supported

Cause: Automatic switch of the fast-start failover target was not possible because the release of the observer was earlier than 12.2. Consequently, the fast-start failover target switch will not occur even though the primary database has more than one fast-start failover target configured.

Action: Upgrade the Oracle client home to release 12.2 and then stop and restart the observer using the DGMGRL CLI in that Oracle home.

ORA-16873: The observer with the specified name is not started.

Cause: The operation was not allowed because the observer corresponding to the specified name was not started.

Action: Issue the command again after ensuring that the observer corresponding to the specified name is started.

ORA-16874: The specified observer host is invalid.

Cause: The operation was not allowed because there was no registered observer running on the specified host.

Action: Issue the command again after ensuring that there is a registered observer running on the specified host.

ORA-16875: master observer switch is in progress

Cause: The operation was not allowed because a master observer switch was already in progress.

Action: Wait for a few seconds and retry the operation.

ORA-16876: observer name not specified for STOP OBSERVER

Cause: The STOP OBSERVER command failed because an observer name was not specified and there was more than one observer registered.

Action: Specify the observer name when using the STOP OBSERVER command when more than one observer is registered. Use the STOP OBSERVER ALL command to stop all registered observers.

ORA-16877: no registered observers to stop

Cause: There were no registered observers when the command STOP OBSERVER was issued.

Action: None

ORA-16878: master observer cannot be stopped

Cause: The master observer cannot be stopped when another observer is registered.

Action: Use the SET MASTEROBSERVER command to establish another observer as the master observer. Then use the STOP OBSERVER command to stop the former master observer.

ORA-16879: fast-start failover cannot be initiated by a non-master observer

Cause: Fast-start failover was initiated by a non-master observer. This can occur if Data Guard Broker starts to switch master observer when fast-start failover is being initiated.

Action: Check the DRC log files of the primary database to see why a master observer switch occurred.

ORA-16880: fast-start failover target switch is in progress

Cause: The operation was not allowed because a fast-start failover target switch was already in progress.

Action: Wait for a few seconds and retry the operation.

ORA-16881: standby database is not protecting the current primary database during rolling database maintenance

Cause: This standby database was a member of the leading group standby databases protecting the future primary database, or was a member of the trailing group standby databases protecting the original primary database during the rolling database maintenance operation.

Action: This issue will be resolved once all the databases have completed the maintenance operation and the DBMS_ROLLING.FINISH procedure is executed.

ORA-16882: rolling database maintenance processing is managing apply services

Cause: Apply services were stopped because a rolling database maintenance operation was in progress.

Action: No action is required. Apply services will be restarted by Oracle.

ORA-16883: unable to translate DGConnectIdentifier property

Cause: The DGConnectIdentifier property value could not be translated to a valid connect descriptor.

Action: Ensure that the DGConnectIdentifier property value translates to a valid connect descriptor.

ORA-16884: unable to start more than one observer

Cause: More than one observer could not be started because the release of the observer was earlier than 12.2.

Action: Upgrade the Oracle client home to release 12.2 and start the observer using the DGMGRL CLI in that home.

ORA-16885: A member whose RedoCompression property is set to LZO cannot receive redo data in SYNC or FASTSYNC mode.

Cause: A member was specified to receive redo data in SYNC or FASTSYNC mode when the RedoCompression configurable property was set to LZO.

Action: Set the RedoCompression property to a value other than LZO and then retry the command.

ORA-16886: The RedoCompression property cannot be set to LZO for a member that receives redo data in SYNC or FASTSYNC mode.

Cause: An attempt was made to set the RedoCompression configurable property to LZO when it receives redo data in SYNC or FASTSYNC mode.

Action: Set the RedoCompression configurable property to a value other than LZO and then retry the command.

ORA-16900: change of LogXptMode or RedoRoutes property violates overall protection mode

Cause: The broker did not allow the attempt to change the LogXptMode or RedoRoutes configurable property for the standby database or far sync instance because, if allowed, the overall protection mode for the configuration would have been violated.

Action: If the LogXptMode or RedoRoutes configuration property must be changed for the specified standby database or far sync instance, first downgrade the overall protection mode for the broker configuration. After that operation has completed, the LogXptMode or RedoRoutes configuration property for the standby database can be changed.

ORA-16901: inconsistent alternate destinations specified with RedoRoutes

Cause: The specification of alternates for the RedoRoutes property for a member was set inconsistently with respect to another member's RedoRoutes property.

Action: Check the Oracle Data Guard broker log file for the reason for the failure and reissue the command. Ensure that the member's RedoRoutes alternate setting is set consistently with other member's RedoRoutes property.

ORA-16950: Remote mapped cursors are not supported by this feature.

Cause: This cursor is a remote mapped cursor which could not be processed locally.

Action: Try to process this statement directly on the remote site.

ORA-16951: Too many bind variables supplied for this SQL statement.

Cause: Binding this SQL statement failed because too many bind variables were supplied.

Action: Pass the correct number of bind variables.

ORA-16952: Failed to bind this SQL statement.

Cause: Binding this SQL statement failed.

Action: Check if bind variables for that statement are properly specified.

ORA-16953: Type of SQL statement not supported.

Cause: This type of SQL statement could not be processed.

Action: n/a

ORA-16954: SQL parse error.

Cause: The specified SQL statement failed to be parsed.

Action: Check if syntax is correct and ensure that this statement can be parsed by the specified user name.

ORA-16955: Unknown error during SQL analyze.

Cause: The specified SQL statement failed to be analyzed.

Action: This is an internal error, please contact Oracle support.

ORA-16956: Only SELECT or DML statements are supported for test execute.

Cause: The specified SQL statement cannot be tested for execute.

Action: n/a

ORA-16957: SQL Analyze time limit interrupt

Cause: This is an internal error code used indicate that SQL analyze has reached its time limit.

Action: n/a

ORA-16958: DML statements running parallel are not supported for test execute.

Cause: The specified DML statement cannot be tested for execute because part of it is running parallel.

Action: n/a

ORA-16959: Statement type has been disabled for SQL Analyze

Cause: The system attempted to analyze a type of statement that was disabled by the current feature.

Action: Try a different feature capable of analyzing this statement type.

ORA-16960: SQL Analyze could not reproduce the desired plan.

Cause: SQL Analyze failed to reproduce a particular plan using an outline.

Action: Check the outline data.

ORA-16961: SQL statement with SQL patch is ignored

Cause: SQL statements with SQL patches are not supported by SQL tuning advisor.

Action: Check the SQL patch information. Rerun SQL repair advisor on that SQL statement for a potential better SQL patch.

ORA-16962: SQL statement attempted to begin an autonomous transaction

Cause: The SQL statement being analyzed attempted to begin an autonomous transaction, which is not supported.

Action: Analyze another statement or remove the autonomous transaction from the current statement.

ORA-16963: The given user or schema is not supported by this feature.

Cause: The SQL statement being analyzed had a parsing user or schema which is not currently supported for SQL Analyze.

Action: Analyze another statement.

ORA-17500: ODM err:string

Cause: An error returned by ODM library

Action: Look at error message and take appropriate action or contact Oracle Support Services for further assistance

ORA-17501: logical block size *string* is invalid

Cause: logical block size for oracle files must be a multiple of the physical block size, and less than the maximum

Action: check INIT.ORA file parameters

ORA-17502: ksfdcre:*string* Failed to create file *string*

Cause: file creation failed due to either insufficient OS permission or the file already exists

Action: check additional error messages

ORA-17503: ksfdopn:*string* Failed to open file *string*

Cause: file open failed due to either insufficient OS permission or the name of file exceeds maximum file name length.

Action: check additional error messages

ORA-17504: ksfd del:Failed to delete file *string*

Cause: The file that was being deleted is still in use or the process has insufficient permission to delete file.

Action: check additional error messages

ORA-17505: ksfdrsz:*string* Failed to resize file to size *string* blocks

Cause: There is insufficient space left on the device or the process has insufficient permission to resize file.

Action: check additional error messages

ORA-17506: I/O error simulation

Cause: The I/O request was marked with an error because the I/O error simulation event was turned on.

Action: n/a

ORA-17507: I/O request size *string* is not a multiple of logical block size.

Cause: I/O's were done in a multiple of the logical block size.

Action: Check additional error messages.

ORA-17508: I/O request buffer pointer is not aligned.

Cause: I/O request buffer was not aligned. Check additional information for a buffer pointer value.

Action: Contact Oracle Support Services.

ORA-17509: An attempt to do I/O beyond block1 offset.

Cause: When a file is identified with logical block size of 0, only I/O's to block1 is allowed.

Action: Check additional error messages and contact Oracle Support Services.

ORA-17510: An attempt to do I/O of size *string* to block *string* is beyond file size *string*. Logical block size: *string*.

Cause: The I/O request pointed to a block beyond the end of the file.

Action: Check additional error messages and contact Oracle Support Services.

ORA-17512: Block Verification Failed

Cause: Block Verification after a read operation on a database file failed since the block is media corrupt.

Action: check additional error messages in the trace file and call Oracle Support Services

ORA-17513: dNFS package call failed

Cause: An attempt was made to call a Direct NFS (dNFS) package in a non-dNFS environment.

Action: Ensure that dNFS is enabled and the file can be accessed using dNFS.

ORA-17514: Access to clonedb bitmap file failed

Cause: Accessing the bitmap block file in clonedb environment has encountered an error

Action: check additional error messages in the trace file and call Oracle Support Services

ORA-17515: Creation of clonedb failed using snapshot file *string*

Cause: Creating a data file in a CloneDB environment failed.

Action: Ensure that the snapshot file passed to CloneDB is not from another CloneDB instance and call Oracle Support Services for further assistance.

ORA-17516: dNFS asynchronous I/O failure

Cause: The asynchronous I/O request failed due to storage server reboot.

Action: Ensure that the storage server does not reboot repeatedly during database operations.

ORA-17517: Database cloning using storage snapshot failed on file *string:string*

Cause: An invocation of the storage clone command was returned with an error.

Action: Ensure that all necessary steps are performed for storage cloning and check the Oracle trace file for additional information.

ORA-17518: backup file *string* cannot be found

Cause: Access to the specified backup file was required for Instant Restore.

Action: Ensure that the path and file name are correct for the backup file and the path to the backup file can be accessed from the node of the instance.

ORA-17519: Reason(*string*): data file *string* cannot be prepared

Cause: The snapshot layer could not prepare the specified data file.

Action: Ensure that the file does not already exist, is already part of a clone setup, or is being repopulated by an Instant Restore background process. Ensure that the path specified is accessible and writable by the instance.

ORA-17520: data file *string* cannot be added to repopulation

Cause: Instant Restore could not add the file to the repopulation work queue.

Action: The repopulation process may be working on too many files for the system. Try waiting for some files to complete and try again.

ORA-17521: Instant Restore is not enabled

Cause: The initialization parameters for Instant Restore were not set.

Action: Ensure that Instant Restore initialization parameters are set as required for this feature.

ORA-17522: file *string* is already being repopulated

Cause: The file was already being repopulated from a previous restore.

Action: Ensure that the file completes restore before you start another restore.

ORA-17523: Instance *number* cannot spawn repopulation (RPOP) process

Cause: The instance had too many running processes.

Action: Ensure that the maximum number of processes initialization parameter is set properly for this feature.

ORA-17524: Repopulation cannot take place - no RPOP processes

Cause: The maximum processes initialization parameter was not set properly.

Action: Ensure that the maximum number of processes initialization parameter is set properly for this feature. Check the alert log for other related errors.

ORA-17525: Database clone using storage snapshot not supported on file *string*

Cause: Cloning a database using storage level snapshot is not supported on the underlying storage.

Action: Use storage product that has snapshot based cloning support for Oracle.

ORA-17526: Block size of file *string* is too small *string*. Must be \geq *string*.

Cause: Files with block sizes smaller than a minimum size cannot be used for clones backed by snapshot file.

Action: Use files with larger block size.

ORA-17527: Creation of a snapshot failed because the destination *string* was not a sparse disk group.

Cause: Creating a snapshot failed because the destination disk group was not a sparse disk group.

Action: Ensure that the CREATE_FILE_DEST clause passed to the snapshot copy is in a sparse disk group.

ORA-17528: A read-only file or a file opened read-only cannot be written to: *string*.

Cause: The file was read-only or was opened read-only and an attempt was made to write to the file, or there was an internal error.

Action: If the file is a parent of a snapshot, then you cannot open read/write, drop or unplug the database. Otherwise, look at the trace file and contact Oracle Support Services.

ORA-17529: creation of compressed file failed

Cause: An attempt was made to create a compressed file on an instance that was not a CloneDB instance.

Action: Set CLONEDB parameter to TRUE and retry the operation.

ORA-17530: snapshot (parent), *string*, modified after clone (child) created, *string*

Cause: The snapshot referred to by the clone was incompatible with what the clone was created.

Action: Locate the appropriate snapshot and place it in the named location.

ORA-17531: snapshot (parent)=*string* modification time *string* is different from snapshot creation time *string* recorded in file *string*

Cause: The clone (child) referred to a snapshot at a specific point in time. The snapshot (parent) currently in that place is at the wrong time.

Action: Locate the appropriate snapshot (parent) and place it in the named location.

ORA-17532: snapshot (parent)=*string* checkpoint SCN *string* is different from snapshot checkpoint SCN *string* recorded in file *string*

Cause: The clone (child) referred to an SCN at a specific point in time. The snapshot (parent) currently in that place is at the wrong SCN.

Action: Locate the appropriate snapshot (parent) and place it in the named location.

ORA-17533: sparse merge copy operation failure because *string* and *string* do not share a valid relationship

Cause: Files specified with the 'sparse_merge_begin' and 'sparse_merge_end' options did not share a valid relationship.

Action: Check additional error messages.

ORA-17534: sparse merge copy operation failure because request to change file access permissions for *string* failed

Cause: File access permissions for the file could not be modified.

Action: Check additional error messages.

ORA-17535: sparse merge copy operation failure because it tried to merge to the base parent *string*

Cause: The sparse merge copy operation was not successful because it tried to merge to the base parent.

Action: Check additional error messages.

ORA-17610: file '*string*' does not exist and no size specified

Cause: An attempt to create a file found neither an existing file nor a size for creating the file.

Action: Specify a size for the file.

ORA-17611: ksfd: file '*string*' cannot be accessed, global open closed

Cause: An attempt to write to a file which has gone offline/unidentified

Action: Check for other errno in the stack

ORA-17612: Failed to discover Oracle Disk Manager library, return value *string*

Cause: Discovery of the odm library by calling odm_discover() failed

Action: Contact your storage vendor who has provided the ODM library or call Oracle Support

ORA-17613: Failed to initialize Oracle Disk Manager library: *string*

Cause: Initialization of the Oracle Disk Manager (ODM) for the thread failed due to insufficient privilege or memory.

Action: Ensure that there is enough system resources available for the Oracle process and that it has access to the ODM library.

ORA-17618: Unable to update block 0 to version 10 format

Cause: An attempt was made to update block 0 to version 10 format.

Action: Check additional error messages and call Oracle Support Services

ORA-17619: max number of processes using I/O slaves in a instance reached

Cause: An attempt was made to start large number of processes requiring I/O slaves.

Action: There can be a maximum of 35 processes that can have I/O slaves at any given time in a instance.

ORA-17620: failed to register the network adapter with Oracle Disk Manager library: *string*

Cause: The Oracle Disk Manager (ODM) library returned an error while trying to register the network adapter.

Action: Ensure that the network adapter name specified in the FILEIO_NETWORK_ADAPTERS initialization parameter is a valid name, and that the Oracle user has the correct access privileges.

ORA-17621: failed to register the memory with Oracle Disk Manager library

Cause: The ODM library returned an error while trying to register the memory.

Action: Contact the Oracle Disk Manager Library provider.

ORA-17622: failed to deregister the memory with Oracle Disk Manager library

Cause: The ODM library returned an error while trying to deregister the memory.

Action: Contact the Oracle Disk Manager Library provider

ORA-17624: Failed to delete directory *string*

Cause: The directory that was being deleted is still in use or the process had insufficient permission to delete the directory.

Action: check additional error messages.

ORA-17626: ksfdcre: *string* file exists

Cause: trying to create a database file, but file by that name already exists

Action: verify that name is correct, specify REUSE if necessary

ORA-17627: *string*

Cause: An error returned by OCI while sending/receiving message from remote instance

Action: Look at error message and take appropriate action or contact Oracle Support Services for further assistance

ORA-17628: Oracle error *string* returned by remote Oracle server

Cause: Oracle server on the remote instance has returned an error.

Action: Look at remote instance alert log/trace file for more information and take appropriate action or contact Oracle Support Services for further assistance

ORA-17629: Cannot connect to the remote database server

Cause: Connecting to the remote server specified by database connect string for network file transfer failed.

Action: Check additional error messages

ORA-17630: Mismatch in the remote file protocol version client *string* server *string*

Cause: Cannot communicate with the remote database server as there is a mismatch in the Oracle file protocol version.

Action: Check additional error messages

ORA-17631: dbname '*string*' specified by remote server does not match the instance name '*string*'

Cause: The dbname specified by the remote server is not intended for this instance.

Action: Check the dbname specified in the command of the remote instance and look for further error messages.

ORA-17632: file '*string*' is a formatted ASM disk

Cause: An attempt to create a datafile on a device that was formatted for ASM disk failed.

Action: Check that the device specified is not an ASM disk. If you would like to use the disk for datafiles, please clear the disk before you retry the operation.

ORA-17633: Operation not supported as one of the servers involved is not capable of performing the requested operation

Cause: An attempt was made to perform an operation involving two Oracle servers where both servers did not have the capability required for carrying out the operation. It is likely that one of the servers needs a patch or an upgrade to successfully participate in the operation.

Action: Apply the required fix or update on the lower version server. Contact Oracle Support Services for further assistance.

ORA-17634: network file transfer operation aborted

Cause: An error occurred during network file transfer operation.

Action: Check additional error messages.

ORA-17635: failure in obtaining physical sector size for '*string*'

Cause: An error occurred while determining the physical sector size from the underlying storage (ASM/ODM/OSD).

Action: Check additional error messages.

ORA-17636: Invalid sparse block format (*string*). Start block=*string*. Error=*string*. File=*string*

Cause: An error occurred while reading the block on sparse media.

Action: Contact Oracle Support Services.

ORA-17637: failed to change permission on file '*string*'

Cause: An error occurred while changing permission on a database file.

Action: Verify that Oracle user has ownership on the database file.

ORA-17638: Error in accessing a compressed file *string*. '*string*'.

Cause: An error occurred while accessing a compressed file.

Action: Verify that the Oracle user has permission to access the compressed file.

ORA-17639: Snapshot backing file not read-only '*string*'.

Cause: An error occurred while opening the snapshot backing file.

Action: Verify that the backing file has not changed since the creation of the snapshot file and set the backing file permissions to read-only.

ORA-17640: SQL statement execution failed

Cause: The remote SQL statement execution failed on primary database.

Action: Check for the required privileges to run the SQL statement.

ORA-17675: execution of OFS procedure failed with error:'string'

Cause: Either the procedure was called on a platform where Oracle File System (OFS) is not supported or an invalid file system type was provided.

Action: Check additional error messages in the trace file.

ORA-17676: Failed to mount 'string' with error:'string'

Cause: Mounting database file system failed with an error.

Action: Check additional error messages in the trace file.

ORA-17677: failed to unmount 'string' with error:'string'

Cause: Unmounting database file system failed with an error.

Action: Check additional error messages in the trace file.

ORA-17678: failed to mount 'string' with error:'string'

Cause: Mounting of the database file system failed with an error.

Action: Check additional error messages in the trace file.

ORA-17679: failed to makefs 'string' with error:'string'

Cause: Either an invalid file system creation option was specified, the file system already existed, or a failure to create the tables occurred.

Action: Check additional error messages in the trace file.

ORA-17680: failed to destroy database file system 'string' with error:'string'

Cause: Either the database file system was invalid, it was still busy, it did not exist, or some other error has occurred.

Action: Check additional error messages in the trace file.

ORA-17681: cannot connect to the remote database server

Cause: An attempt was made to connect to the remote server using a shared server connection. This is not supported.

Action: Verify the connect string and use a dedicated server to connect to remote database.

ORA-18000: invalid outline name

Cause: The parser detected a missing or invalid outline name

Action: n/a

ORA-18001: no options specified for ALTER OUTLINE

Cause: The parser detected that no clause was specified on the command Our performance tests, which are not typical as they exercise all branches of the code, have shown approximately a 30% performance increase line for ALTER OUTLINE.

Action: Re-issue the command, specifying a valid ALTER OUTLINE clause.

ORA-18002: the specified outline does not exist

Cause: Either the outline did not exist to begin with, or a timing window allowed for another thread to drop or alter the outline midstream.

Action: n/a

ORA-18003: an outline already exists with this signature

Cause: The signature generation algorithm generates signatures that are 16 bytes in length so it is highly unlikely that any 2 signatures will be identical. This message is raised in such a rare case.

Action: Either re-issue the statement that led to the outline being created with some whitespace added or force the outline to be created in a different category.

ORA-18004: outline already exists

Cause: An outline already exists, either with the specified name, or for the specified SQL text.

Action: n/a

ORA-18005: CREATE ANY OUTLINE privilege is required for this operation

ORA-18006: DROP ANY OUTLINE privilege is required for this operation

ORA-18007: ALTER ANY OUTLINE privilege is required for this operation

ORA-18008: cannot find OUTLN schema

Cause: The database creation script that creates this schema must not have been executed.

Action: Review the log files to see what happened when the database was created.

ORA-18009: one or more outline system tables do not exist

Cause: Either the database creation script that creates these tables was not executed or a user accidentally deleted the table

Action: Review the log files to see what happened when the database was created.

ORA-18010: command missing mandatory CATEGORY keyword

Cause: User failed to specify the CATEGORY keyword

Action: Re-issue the command with the CATEGORY keyword included

ORA-18011: the outline specified in the FROM clause does not exist

ORA-18012: select_catalog_role role is required for this operation

ORA-18013: timed out while waiting for resource *string*

ORA-18014: deadlock detected while waiting for resource *string*

ORA-18015: invalid source outline signature

Cause: User imported an 8i outline into a 9i database without updating signatures

Action: execute dbms_outln.update_signatures

ORA-18100: XUST0001 - Updating expression in a wrong position

Cause: An updating expression was used in a position other than one of the following: - The topmost expression in the body of a query. - The MODIFY clause of a TRANSFORM expression. - The RETURN clause of a FLWOR expression. - The RETURN clauses of a TYPESWITCH expression in which every RETURN clause contains an updating expression, an empty expression (), or a call to the fn:error function. - The THEN and ELSE clauses of a conditional statement in which both the then and else clauses contain either an updating expression, an empty expression (), or a call to the fn:error function. - An operand of a comma expression in which each

operand is either an updating expression, an empty expression (), or a call to the fn:error function. - The content of a parenthesized expression. - The body of a function declaration in which the keyword UPDATING is specified.

Action: None

ORA-18101: XUST0002 - Non-updating expression in a wrong position

Cause: A non-updating expression other than an empty expression () or a call to the fn:error function was used in one of the following positions: - The MODIFY clause of a TRANSFORM expression. - The top-level expression in the body of a function declaration in which the keyword UPDATING is specified.

Action: None

ORA-18102: XUST0003 - Repeated revalidation declaration

Cause: Prolog contained more than one revalidation declaration.

Action: None

ORA-18103: XUTY0004 - Invalid attribute node in the insertion sequence

Cause: The insertion sequence of an INSERT expression contained an attribute following a node that was not an attribute node.

Action: None

ORA-18104: XUTY0005 - Invalid target expression for INSERT

Cause: In an INSERT expression where INTO, AS FIRST INTO, or AS LAST INTO was specified, the target expression returned a nonempty result that did not consist of a single element or document node.

Action: None

ORA-18105: XUTY0006 - Invalid target expression for INSERT

Cause: In an INSERT expression where BEFORE or AFTER was specified, the target expression returned a nonempty result that did not consist element, text, comment, or processing instruction node.

Action: None

ORA-18106: XUTY0007 - Invalid target expression for DELETE

Cause: The target expression of a DELETE expression did not return a sequence of zero or more nodes.

Action: None

ORA-18107: XUTY0008 - Invalid target expression for REPLACE

Cause: In a REPLACE expression, the target expression returned a nonempty result that did not consist of a single element, attribute, text,

Action: None

ORA-18108: XUDY0009 - Invalid target expression for REPLACE

Cause: In a REPLACE expression where VALUE OF was not specified, the node returned by the target expression did not have a parent.

Action: None

ORA-18109: XUTY0010 - Invalid replacement sequence for REPLACE

Cause: In a REPLACE expression where VALUE OF was not specified and the target was an element, text, comment, or processing instruction node, the replacement

sequence did not consist of zero or more element, text, comment, or processing instruction nodes.

Action: None

ORA-18110: XUTY0011 - Invalid replacement sequence for REPLACE

Cause: In a REPLACE expression where VALUE OF was not specified and the target is an attribute node, the replacement sequence did not consist of zero or more attribute nodes.

Action: None

ORA-18111: XUTY0012 - Invalid target expression for RENAME

Cause: In a RENAME expression, the target expression returned a nonempty result that did not consist of a single element, attribute, or processing instruction node.

Action: None

ORA-18112: XUTY0013 - Invalid COPY expression for TRANSFORM

Cause: In a TRANSFORM expression, a source expression in the copy clause did not return a single node.

Action: None

ORA-18113: XUDY0014 - Modified node was not created by the COPY clause

Cause: In a TRANSFORM expression, the MODIFY clause modified a node that was not created by the COPY clause.

Action: None

ORA-18114: XUDY0015 - Duplicate RENAME for the same target node

Cause: A node was the target of more than one RENAME expression within the same query.

Action: None

ORA-18115: XUDY0016 - Duplicate REPLACE for the same target node

Cause: A node was the target of more than one REPLACE expression (without VALUE OF being specified) within the same query.

Action: None

ORA-18116: XUDY0017 - Duplicate REPLACE for the same target node

Cause: A node was the target of more than one REPLACE VALUE OF expression within the same query.

Action: None

ORA-18117: XUDY0018 - External not updating function returns an updated value

Cause: A function that was declared to be external but not updating returned a nonempty pending update list.

Action: None

ORA-18118: XUDY0019 - External updating function returns an invalid value

Cause: A function that was declared to be both external and updating returned a nonempty data model instance.

Action: None

ORA-18119: XUDY0020 - Deleted node has no parent

Cause: Node was deleted that had no parent before execution of the query began.

Action: None

ORA-18120: XUDY0021 - The result XDM instance violates XDM constraints

Cause: XDM instance resulting from applying all the updates in a query violated constraint specified in [XQuery/XPath Data Model (XDM)]. In this case, none of the updates in the query were made effective.

Action: None

ORA-18121: XUTY0022 - Invalid attribute insertion into a document node

Cause: INSERT expression specified the insertion of an attribute node into a document node.

Action: None

ORA-18122: XUDY0023 - Updating expression introduces a namespace conflict

Cause: An INSERT, REPLACE, or RENAME expression affected an element node by introducing a new namespace binding that conflicted with one of its existing namespace bindings.

Action: None

ORA-18123: XUDY0024 - Updating expression introduces a namespace conflict

Cause: Effect of a set of updating expressions introduced conflicting namespace bindings into an element node.

Action: None

ORA-18124: XUDY0025 - Invalid QName for processing instruction RENAME

Cause: Target of a RENAME expression was a processing instruction node, and the new name expression returned a QName with a nonempty namespace prefix.

Action: None

ORA-18125: XUST0026 Revalidation mode *string* is not supported

Cause: Revalidation declaration in a Prolog specified a revalidation mode that is not supported by the current implementation.

Action: None

ORA-18126: XUDY0027 - Invalid target expression

Cause: Target expression of an INSERT, REPLACE, or RENAME expression evaluated to an empty sequence.

Action: None

ORA-18127: XUST0028 - Updating function should not have a return type

Cause: Function declaration specified both UPDATING and a return type.

Action: None

ORA-18128: XUDY0029 - INSERT expression target node doesn't have a parent

Cause: In an INSERT expression where BEFORE or AFTER was specified, a node returned by the target expression did not have a parent.

Action: None

ORA-18129: XUDY0030 - Invalid insertion of an attribute node

Cause: INSERT expression specified the insertion of an attribute node before or after a child of a document node.

Action: None

ORA-18130: FOUP0001 - Invalid 'fn:put' first operand

Cause: The first operand of fn:put was not a node of a supported kind.

Action: None

ORA-18131: FOUP0002 - Invalid 'fn:put' second operand

Cause: The second operand of fn:put was not a valid lexical representation of the xs:anyURI type.

Action: None

ORA-18150: SQL input value cannot be modified in updating expression

Cause: Updating expression was specified as top-level XMLQuery expression.

Action: Use XQuery TRANSFORM expression to copy input value and modify it.

ORA-18160: FTST0001 - FTMildNot operator not supported

Cause: An attempt was made to use the mild not option when the FTMildNot operator was not supported. An implementation that does not support the FTMildNot operator must raise a static error if a full-text query contains a mild not.

Action: Do not use the FTMildNot full-text query operator.

ORA-18161: FTST0002 - FTUnaryNot operator not supported

Cause: An implementation that enforces one of the restrictions on FTUnaryNot must raise a static error if a full-text query does not obey the restriction.

Action: Do not use the FTUnaryNot full-text query operator.

ORA-18162: FTST0003 - FTUnit and FTBigUnit not supported

Cause: An implementation that does not support one or more of the choices on FTUnit and FTBigUnit must raise a static error if a full-text query contains one of those choices.

Action: Do not use the FTUnit or FTBigUnit option.

ORA-18163: FTST0004 - FTScope not supported

Cause: An implementation that does not support the FTScope operator must raise a static error if a full-text query contains a scope.

Action: Do not use the FTScope full-text query operator.

ORA-18164: FTST0005 FTTimes not supported

Cause: An implementation that does not support the FTTimes operator must raise a static error if a full-text query contains a times.

Action: Do not use the FTTimes full-text query operator.

ORA-18165: FTST0006 FTStopwordOption not supported

Cause: An implementation that restricts the use of FTStopwordOption must raise a static error if a full-text query contains a stop word option that does not meet the restriction.

Action: Do not use the FTStopwordOption full-text query operator.

ORA-18166: FTST0007 FTIgnoreOption not supported

Cause: An implementation that restricts the use of FTIgnoreOption must raise a static error if a full-text query contains an ignore option that does not meet the restriction.

Action: Do not use the FTIgnoreOption full-text query operator.

ORA-18167: FTST0008 stop word list not found

Cause: It was a static error if, during the static analysis phase, the query was found to contain a stop word option that referred to a stop word list that was not found in the statically known stop word lists.

Action: Ensure that the stop word list exists.

ORA-18168: FTST0009 language option not supported

Cause: It may be a static error if, during the static analysis phase, the query is found to contain a language identifier in a language option that the implementation does not support. The implementation may choose not to raise this error and instead provide some other implementation-defined behavior.

Action: Do not use the language full-text query option.

ORA-18169: FTST0010 FTOrder not succeeding FTWindow or FTDistance operator

Cause: It is a static error if, during the static analysis phase, an expression is found to use an FTOrder operator that does not appear directly succeeding an FTWindow or an FTDistance operator and the implementation enforces this restriction.

Action: Do not use the FTOrder succeeding FTWindow or FTDistance full-text query operator.

ORA-18170: FTST0011 FTWindow and FTDistance restriction

Cause: An implementation may restrict the use of FTWindow and FTDistance to an FTOr that is either a single FTWords or a combination of FTWords involving only the operators && and | | . If it a static error if, during the static analysis phase, an expression is found that violates this restriction and the implementation enforces this restriction.

Action: Follow FTWindow and FTDistance restriction.

ORA-18171: FTST0012 FTContent not supported

Cause: An implementation that does not support the FTContent operator must raise a static error if a full-text query contains one.

Action: Do not use FTContent full-text query operator.

ORA-18172: FTST0013 more than one language encountered

Cause: It is a static error if, during the static analysis phase, an implementation that restricts the use of FTLanguageOption to a single language, encounters more than one distinct language option.

Action: Do not use more than one language in FTLanguage full-text option.

ORA-18173: FTST0014 score computation restriction

Cause: An implementation may constrain the form of the expression used to compute scores. It is a static error if, during the static analysis phase, such an implementation encounters a scoring expression that does not meet the restriction.

Action: n/a

ORA-18174: FTST0015 FTCaseOption restriction

Cause: It is a static error if, during the static analysis phase, an implementation that restricts the choices of FTCaseOption encounters the "lowercase" or "uppercase" option.

Action: n/a

ORA-18175: FTDY0016 weights invalid

Cause: It is a dynamic error if an implementation that does not support negative weights encounters a weight expression that does not meet the restriction.

Action: Do not use invalid weights value.

ORA-18176: FTDY0017 mild not selection containings StringExclude

Cause: It is a dynamic error if an implementation encounters a mild not selection, one of whose operands evaluates to an AllMatches that contains a StringExclude

Action: n/a

ORA-18177: XQuery full text expression '*string*' cannot be evaluated using XML full-text index

Cause: There was no XML full-text index to evaluate the XQuery full text expression filtering XML documents that were stored in an XMLType table or column.

Action: Create an XML full-text index on the XML documents stored in an XMLType table or column and ensure that the XQuery full text expression can be evaluated by an XML full-text index.

ORA-18178: XMLType input to XMLTABLE row expression needs to use PASSING BY REF clause

Cause: The XMLTABLE column expression used the XMLTYPE(SEQUENCE) BY REF clause which requires XMLType input to the XMLTABLE row expression to use the PASSING BY REF clause.

Action: Specify the PASSING BY REF clause for XMLType input to the XMLTABLE row expression.

ORA-18179: XMLTABLE column expression needs to be specified using XMLTYPE(SEQUENCE) BY REF clause

Cause: Output of the XMLTABLE column expression was passed to an XMLTABLE row expression with PASSING BY REF clause.

Action: Specify the XMLTABLE column expression using XMLTYPE(SEQUENCE) BY REF clause.

ORA-18180: wrong argument is passed to XMLTABLE row expression using PASSING BY REF clause

Cause: An XML document that was not stored in an XMLType table or column was passed to an XMLTABLE row expression using the PASSING BY REF clause.

Action: Ensure that only XML documents that are stored in an XMLType table or column can be passed in as input to XMLTABLE row expression using the PASSING BY REF clause.

ORA-18181: XQuery full text expression option '*string*' is not supported

Cause: An attempt was made to use an XQuery full text expression option that is not supported.

Action: Avoid using an XQuery full text expression option which is not supported.

ORA-18182: FTST0018 unknown thesaurus is used

Cause: During the static analysis phase, the query was found to contain a thesaurus option that referred to a thesaurus that was not found in the statically known thesauri. This is a static error.

Action: Avoid using unknown thesaurus.

ORA-18183: FTST0019 more than one match option of any given match option group is used within a single FTMatchOptions.

Cause: Within the single FTMatchOptions, there was more than one match option of any given match option group. This is a static error.

Action: Avoid using more than one match option of any given match option group is used within a single FTMatchOptions.

ORA-18184: FTDY0020 a query string violates wildcard syntax when wildcards is in effect

Cause: Because wildcards were in effect, the query string violated wildcard syntax. This is a dynamic error.

Action: Fix wildcard syntax when wildcards is in effect.

ORA-18185: query is not parsed correctly

Cause: The query string was not parsed correctly.

Action: Check the syntax of the query string.

ORA-18201: The input MDX string is empty.

Cause: The input MDX (MultiDimensional eXpression) string was empty.

Action: Correct the input MDX (MultiDimensional eXpression) string.

ORA-18202: MDX parser error at line *string*, column *string*: *string*.

Cause: The input MDX (MultiDimensional eXpression) query had invalid syntax.

Action: Correct the syntax error for the MDX (MultiDimensional eXpression) query.

ORA-18203: The MDX *string string* is not currently supported.

Cause: The input MDX (MultiDimensional eXpression) query contained an unsupported feature.

Action: Modify the MDX (MultiDimensional eXpression) query to use only supported features.

ORA-18204: The identifier at line *string*, column *string* has no closing right bracket (]) character.

Cause: The delimited identifier had no closing right bracket (]) character.

Action: Correct the syntax error for the MDX (MultiDimensional eXpression) query.

ORA-18205: Invalid arguments for function *string*.

Cause: The function had invalid arguments.

Action: Correct the syntax error for the MDX (MultiDimensional eXpression) query.

ORA-18220: The type of the expression in *string* is *string*. *string* is expected.

Cause: The MDX (MultiDimensional eXpression) query had the wrong type.

Action: Use an expression with a valid type.

ORA-18221: The argument *string* in *string* has different hierarchies.

Cause: An argument had different hierarchies.

Action: Use uniform hierarchies.

ORA-18222: Hierarchy *string* already appears in *string*.

Cause: A hierarchy was repeated.

Action: Use disjoint hierarchies.

ORA-18223: Invalid identifier for dimension "*string*".

Cause: More than one hierarchy existed for dimension.

Action: Specify the hierarchy with the dimension.

ORA-18224: invalid cube identifier "*string*"

Cause: The cube identifier was specified incorrectly.

Action: Specify a valid cube identifier.

ORA-18225: The type of argument *string* of *string* is *string*. *string* is expected.

Cause: An argument of the function had the wrong type.

Action: Use an argument with a valid type.

ORA-18226: argument *string* does not contain the hierarchy "*string*" in argument *string* in *string*

Cause: The hierarchy in one argument did not exist in the SET argument.

Action: Use an expression with the hierarchy from the set in the SET argument.

ORA-18227: The index is out of range in *string*.

Cause: The index was out of range.

Action: Use an index within the range.

ORA-18228: The set of argument *string* of *string* contains multiple hierarchies. Only one hierarchy is expected.

Cause: The set argument had more than one hierarchy.

Action: Use a SET argument that contains only one hierarchy.

ORA-18229: The hierarchy *string* is used more than once in arguments of *string*.

Cause: The hierarchy was used more than once.

Action: Use arguments that contain different hierarchies.

ORA-18230: The member identifier "*string*" cannot be resolved.

Cause: The member identifier could not be resolved.

Action: Use a valid member identifier.

ORA-18231: The StrToMember argument must be a member identifier when CONSTRAINED is specified.

Cause: The StrToMember argument was not a member identifier and CONSTRAINED was specified.

Action: Replace the argument with a member identifier or remove the CONSTRAINED option.

ORA-18232: A set with the name "*string*" has already been defined.

Cause: More than one set was defined with the same name.

Action: Rename the set so that it has a unique name within the WITH clause of the multidimensional expression (MDX) query.

ORA-18233: The set "*string*" has a cycle.

Cause: The set definition referenced itself either directly or indirectly using another referenced set.

Action: Change the definition of the set so that it does not directly or indirectly refer to itself.

ORA-18234: The calculated member "*string*" has the same name as an existing member.

Cause: The name specified for the calculated member identified another member in the hierarchy.

Action: Change the name of the calculated member so that it is unique within the specified hierarchy.

ORA-18235: The calculated member "*string*" must be a member identifier qualified by hierarchy.

Cause: The calculated member identifier either was not a valid member identifier or does not contain a hierarchy qualification.

Action: Change the calculated member identifier so that it is a valid member identifier qualifying the hierarchy.

ORA-18236: The calculated member "*string*" has a cycle.

Cause: The calculated member referenced itself either directly or indirectly using another referenced calculated member.

Action: Change the definition of the calculated member so that it does not directly or indirectly refer to itself.

ORA-18237: A calculated member with the name "*string*" has already been defined.

Cause: More than one calculated member was defined with the same name.

Action: Rename the calculated member so that it has a unique name within the WITH clause of the multidimensional expression (MDX) query.

ORA-18250: The input parameter to the MDX PL/SQL function is invalid.

Cause: The input parameter to the PL/SQL function was invalid.

Action: Correct the input parameter to the PL/SQL function.

ORA-18252: There are no active MDX queries.

Cause: Either an MDX (MultiDimensional eXpression) query was not executed or all executed queries were closed.

Action: Execute an MDX (MultiDimensional eXpression) query.

ORA-18253: invalid queryID: *string*

Cause: The MDX (MultiDimensional eXpression) query did not exist in the session with the given queryID.

Action: Specify a valid queryID obtained by calling `dbms_mdx_odbo.execute`.

ORA-18254: invalid cellRange size: *string* given, *string* expected

Cause: The size of the cellRange sequence was not 2 times the number of axes.

Action: Specify a cellRange that has the correct number of elements.

ORA-18255: Invalid cellRange: start (*string*) is greater than end (*string*) for axis *string*

Cause: The start was greater than end for a particular axis in the cellRange.

Action: Specify start less than or equal to end for each axis in the cellRange.

ORA-18256: Invalid axisIndex: *string*

Cause: The axisIndex was out of range.

Action: Specify an axisIndex greater than or equal to 0 and less than the number of axes.

ORA-18257: The classification value for "*string*" for measure "*string*" is invalid for MDX.

Cause: The classification value was invalid for MultiDimensional eXpression.

Action: Replace the Classification value.

ORA-18258: The MDX Slicer contains more than one row.

Cause: The set defining the Slicer resulted in more than one row.

Action: Correct the Slicer portion of the MultiDimensional eXpression query.

ORA-18259: The MDX Schema Rowset type request is invalid.

Cause: The MDX (MultiDimensional eXpression) Schema Rowset type was not a valid value.

Action: Valid MDX (MultiDimensional eXpression) schema Rowset types are between 1 and 10.

ORA-18260: The MDX Schema Rowset Restrictions array and Empty array are not the same size.

Cause: The MultiDimensional eXpression Schema Rowset Restrictions array and the Empty array were not the same size.

Action: Correct the sizes of the Restriction and Empty arrays.

ORA-18261: The TREE_OP restriction value is invalid.

Cause: The given TREE_OP restriction value was invalid.

Action: Provide a valid TREE_OP restriction value.

ORA-18262: invalid empty value

Cause: A value in the given empty list was invalid.

Action: Provide a valid empty value.

ORA-18263: invalid object name and log number combination

Cause: The object name and log number combination did not match the value returned by DBMS_HIERARCHY.VALIDATE_HIERARCHY or VALIDATE_CUBE.

Action: Provide a valid combination of object name and log number and reexecute.

ORA-18264: The 'queryProperties' sequence has an invalid length.

Cause: The 'queryProperties' sequence had an odd number of elements.

Action: Ensure that the 'queryProperties' sequence is either empty or contains an even number of elements.

ORA-18265: fact table key column (*string*) with value ('*string*') not in dimension star table key column

Cause: There was a row in the fact table with a key column value that was not in the corresponding dimension star table key column.

Action: Ensure that each fact table key column value has a corresponding row in the dimension star table key column.

ORA-18266: analytic view key (*string*) with value ('*string*') does not determine hierarchy lowest level key

Cause: The attribute references found on the analytic view keys could not determine the level key column values of the lowest level in the hierarchy.

Action: Ensure that the attribute references found on the analytic view keys determine the level key column values of the lowest level in the hierarchy.

ORA-18267: key (*string*) with value (*string*) for level "*string*" does not determine all level attributes

Cause: There were rows with the level key column value where the number of distinct values of every attribute column and alternate key attribute were not zero or one.

Action: Ensure that the number of distinct values of every attribute column and alternate key attribute is zero or one for each level key column value.

ORA-18268: alternate key (*string*) with value (*string*) for level "*string*" does not determine level key column value

Cause: There were rows with the alternate key attribute that had non-unique level key values.

Action: Ensure that the alternate key attribute rows all have the same level key value.

ORA-18269: key or alternate key attribute "*string*" has *string* NULL values

Cause: A level key column value was defined as NULL when it should be NOT NULL.

Action: Do not define a level key column value to NULL when it should be the NOT NULL value.

ORA-18270: key or alternate key attributes "*string*" and "*string*" for level "*string*" have *string* mismatched NULL values

Cause: There was a mismatch in the number of NULL values for a SKIP WHEN NULL level.

Action: Ensure that for each SKIP WHEN NULL level, either all level key column values and alternate key attributes are NULL, or all of the level key column values and alternate key attributes are not NULL.

ORA-18271: invalid value for VisualMode query property

Cause: A non-integer value, a negative value, or a value greater than 2 was specified for the VisualMode query property.

Action: Specify an integer value of 0, 1, or 2 for the VisualMode query property.

ORA-18272: analytic view join key (*string*) with value ('*string*') not unique in dimension star table

Cause: An analytic view join key did not determine all rows in the dimension star table.

Action: Ensure that the analytic view join key determines all rows in the dimension star table.

ORA-18273: analytic view does not contain cache

Cause: An attempt was made to create a materialized view SQL statement for an analytic view that did not contain a cache.

Action: Modify the analytic view to contain a cache or specify an analytic view with a cache.

ORA-18274: invalid analytic view cache index

Cause: The specified analytic view cache index was invalid.

Action: Specify a valid cache index.

ORA-18275: invalid column length in log table

Cause: The column size of the table did not match with the default log table.

Action: Ensure that the table provided has a correct column definition.

ORA-18276: invalid log table version, upgrade is required

Cause: There was a mismatch in the log table format that corresponds with an older version of the table.

Action: Call DBMS_HIERARCHY.UPGRADE_VALIDATE_LOG_TABLE in order to upgrade to the latest format and retry the operation.

ORA-18280: The REFERENCES clause for analytic view dimension "*string*" is invalid.

Cause: The REFERENCES clause specified for the analytic view dimension was invalid.

Action: Correct the REFERENCES clause for the analytic view dimension.

ORA-18281: cyclic reference detected for calculated measure "*string*"

Cause: A cyclic reference for a calculated measure was detected.

Action: Correct the cyclic reference for the calculated measure.

ORA-18282: invalid join condition detected on join path "*string*"

Cause: An invalid join condition was detected.

Action: Ensure that each side of the join condition comes from a different source.

ORA-18283: invalid join path reference "*string*" detected on hierarchy "*string*"

Cause: An invalid join path reference was detected.

Action: Ensure that the join path on the hierarchy refers to a join path on the attribute dimension.

ORA-18284: invalid join paths detected on attribute dimension "*string*"

Cause: Invalid join paths were detected on the attribute dimension.

Action: Ensure that every dimension source is reachable starting with any source and applying join paths of the visited sources.

ORA-18285: invalid join paths detected on hierarchy "*string*"

Cause: Invalid join paths were detected on the hierarchy.

Action: Ensure that every join path contains a single unique path and includes every dim source of every level in the hierarchy exactly once.

ORA-18286: invalid SKIP WHEN NULL specification on a calculation expression detected on hierarchy *string*

Cause: An invalid SKIP WHEN NULL specification was detected on the calculation expression.

Action: Ensure that SKIP WHEN NULL is only specified on skip level hierarchies.

ORA-18287: invalid level name "*string*" detected on a calculation expression

Cause: An invalid level name specification was detected on the calculation expression.

Action: Ensure the level exists on the hierarchy specified in the calculation expression.

ORA-18288: parent-child hierarchy "*string*" detected on a calculation expression level specification

Cause: A parent-child hierarchy was detected on the calculation expression level specification.

Action: Ensure the level specification on the calculation expression does not reference a parent-child hierarchy.

ORA-18289: parent-child member literal expression detected for level-based hierarchy *string*

Cause: A parent-child member literal expression was detected for a level-based hierarchy.

Action: Ensure that the parent-child member literal expression is used with a parent-child hierarchy.

ORA-18290: positional member key mismatch detected between member literal expression and hierarchy level "*string*" on hierarchy "*string*"

Cause: The number of member keys on the member literal expression did not match those on the corresponding level.

Action: Ensure that the number of member keys on the member literal expression match those on the corresponding level.

ORA-18291: named member key mismatch detected between member literal expression and hierarchy level "*string*" on hierarchy "*string*"

Cause: The member keys on the member literal expression did not match those on the corresponding level.

Action: Ensure that the member keys on the member literal expression match those on the corresponding level.

ORA-18294: invalid data type detected on attribute "*string*"

Cause: An invalid data type was detected on an attribute.

Action: Ensure that the attributes are not of LOB, BFILE, or LONG data type.

ORA-18295: duplicate hierarchy *string* detected in a calculation expression

Cause: The same cube hierarchy was named more than once in the calculation expression.

Action: Specify each cube hierarchy only once in the calculation expression.

ORA-18296: ambiguously defined hierarchy *string* detected in a calculation expression

Cause: An ambiguously defined hierarchy was detected in a calculation expression.

Action: Resolve the ambiguity on the hierarchy used in the calculation expression.

ORA-18297: invalid data type detected on base measure "*string*" for use with aggregation operator "*string*"

Cause: An invalid data type was detected on a base measure for use with its specified aggregation operator.

Action: Ensure that the data type of the base measure is valid with the aggregation operator on the base measure.

ORA-18298: The REFERENCES clause for the analytic view dimension "*string*" does not determine the lowest level of every hierarchy.

Cause: The REFERENCES clause specified for the analytic view dimension was invalid.

Action: Correct the REFERENCES clause for the analytic view dimension.

ORA-18299: level "*string*": data type of *string* expression is invalid

Cause: The specified hierarchical attribute of the specified level had an invalid data type.

Action: Ensure that all attributes of the specified type are character expressions using the same character set.

ORA-18300: level "*string*": character set of *string* expression does not match level "*string*"

Cause: The specified hierarchical attribute of the specified level used a character set that did not match the character set of other levels.

Action: Ensure that all attributes of the specified type are character expressions using the same character set. An explicit ALL clause may need to be specified if the default character set of the ALL attributes does not match the character set used in other levels.

ORA-18301: attribute dimension "*string*".*string*" does not exist

Cause: The attribute dimension did not exist or the user did not have the required privileges.

Action: Check the spelling of the attribute dimension and ensure that the required privileges are granted.

ORA-18302: hierarchy "*string*".*string*" does not exist

Cause: The hierarchy did not exist or the user did not have the required privileges.

Action: Check the spelling of the hierarchy and ensure that the required privileges are granted.

ORA-18303: The REFERENCES clause for the analytic view dimension "*string*" refers to a level key where the level is marked as SKIP WHEN NULL.

Cause: The REFERENCES clause specified for the analytic view dimension was invalid.

Action: Correct the REFERENCES clause for the analytic view dimension or remove the SKIP WHEN NULL from the attribute dimension level.

ORA-18304: non-measure "string" reference in calculated measure "string"

Cause: A non-measure was referenced in a calculated measure.

Action: Ensure that only a measure is referenced in a calculated measure.

ORA-18305: non-aggregation user-defined function "string" detected in window calculated measure

Cause: A non-aggregation user-defined function was specified for a window calculated measure.

Action: Ensure that a valid user-defined aggregation function is specified for a window calculated measure.

ORA-18306: invalid depth expression specified in a hier ancestor calculated measure

Cause: An invalid depth expression was specified in a hier ancestor calculated measure.

Action: Ensure that the depth expression of the hier ancestor evaluates to a positive integer no greater than the number of levels in the hierarchy.

ORA-18307: analytic view "string"."string" does not exist

Cause: The analytic view did not exist or the user did not have the required privileges.

Action: Check the spelling of the analytic view and ensure that the required privileges are granted.

ORA-18310: The attribute dimension has no level specification.

Cause: The attribute dimension did not have a level specification.

Action: Specify at least one level in the attribute dimension.

ORA-18311: MATERIALIZED or DYNAMIC keyword is missing.

Cause: Either the MATERIALIZED or DYNAMIC keyword was missing.

Action: Specify the MATERIALIZED or DYNAMIC keyword for this level group.

ORA-18312: Dynamic caching is not enabled.

Cause: Analytic View (AV) dynamic caching initialization parameter was not set.

Action: Enable Dynamic AV caching using the appropriate initialization parameter.

ORA-18340: Attribute "string" referenced in a key on level "string" does not exist.

Cause: The level key did not reference a valid attribute in the dimension.

Action: Reference an existing attribute in the level key.

ORA-18341: Determined attribute "string" referenced on level "string" does not exist.

Cause: The determined attribute did not reference a valid attribute in the dimension.

Action: Reference an existing attribute in the level.

ORA-18342: Level "string" does not have a member name.

Cause: The level did not have a member name.

Action: Specify a member name for this multi-attribute key level.

ORA-18343: Default measure "string" does not exist in the cube.

Cause: The default measure did not reference a valid measure in the cube.

Action: Reference an existing measure in the cube.

ORA-18344: Attribute "*string*" cannot be named using a reserved word.

Cause: The attribute was named using a reserved word.

Action: Use a name for the attribute that is not a reserved word.

ORA-18345: Duplicate metadata object "*string*".

Cause: A duplicate metadata object was specified.

Action: Remove or rename the duplicate metadata object specification.

ORA-18346: Cube hierarchy "*string*" cannot be set as the default.

Cause: Another default cube hierarchy was specified within the same cube dimension.

Action: Set only one default cube hierarchy within a cube dimension.

ORA-18347: Duplicate level key "*string*" was detected in level "*string*".

Cause: A duplicate level key was specified.

Action: Remove or replace the duplicate level key specification.

ORA-18348: Invalid hierarchical attribute name "*string*" specified.

Cause: The hierarchical attribute was named using an invalid word.

Action: Use a valid name for the hierarchical attribute.

ORA-18349: Invalid skip level specification on attribute dimension "*string*".

Cause: The attribute dimension was defined with an invalid skip level specification.

Action: At least one level on the attribute dimension must be NOT NULL.

ORA-18350: Attribute "*string*" referenced on the ORDER BY clause on level "*string*" does not exist.

Cause: The ORDER BY attribute did not reference a valid attribute in the dimension.

Action: Reference an existing attribute in the level.

ORA-18351: Cyclic-determined attribute reference detected for level "*string*".

Cause: A cyclic-determined attribute reference for a level was detected.

Action: Correct the cyclic-determined attribute reference for the level.

ORA-18352: Invalid expression "*string*" detected on a calculated measure.

Cause: An invalid expression was detected on a calculated measure.

Action: An offset expression or member key expression cannot contain a column expression or be an analytic view SQL calculation expression.

ORA-18353: invalid ALL member name "*string*" detected on a hierarchy dimension "*string*".

Cause: An invalid ALL member name was detected on a hierarchy dimension.

Action: Ensure that the ALL member name is a constant expression.

ORA-18356: duplicate level name "*string*" found in Cache Level List

Cause: A duplicate level was found in the level list for an Analytic View Cache Level Group.

Action: Ensure that each Analytic View Cache Level Group contains a distinct list of levels.

ORA-18357: duplicate measure name in Cache Measure List "string"

Cause: A duplicate measure was found in the measure list for an Analytic View Cache Level Group.

Action: Ensure that each Analytic View Cache Level Group contains a distinct list of measures.

ORA-18358: Cache Level List hierarchy not found "string".

Cause: A hierarchy specified in the level list for an Analytic View Cache Level Group was not found.

Action: Ensure that each specified hierarchy in the Analytic View Cache Level Group is defined within the Analytic View.

ORA-18359: Cache Level List dimension not found "string".

Cause: A dimension specified in the level list for an Analytic View Cache Level Group was not found.

Action: Ensure that each specified dimension in the Analytic View Cache Level Group is defined within the Analytic View.

ORA-18360: duplicate hierarchy found in Cache Level List

Cause: Multiple levels for the same hierarchy were found in the level list for an Analytic View Cache Level Group.

Action: Ensure that each Analytic View Cache Level Group contains only one level per hierarchy.

ORA-18361: duplicate Cache Object found in Analytic View Cache

Cause: A duplicate Analytic View Cache Level Group and Measure List combination was found in the Analytic View Cache.

Action: Ensure that for each Measure List the Analytic View Cache Level Group Lists are unique.

ORA-18362: The level type of level "string" is inconsistent with the dimension type.

Cause: The level type was inconsistent with the dimension type.

Action: Ensure the level type is consistent with the dimension type.

ORA-18363: Key "string" is a subset of another key at level "string".

Cause: One key was a subset of another key at the same level.

Action: Ensure that no key is a subset of another key at the same level.

ORA-18364: invalid calculated measure clause "string" detected in measure "string"

Cause: Invalid syntax was specified for a calculated measure.

Action: Ensure that the syntax is correct.

ORA-18365: invalid aggregation function detected in window calculated measure "string"

Cause: An invalid aggregation function was specified for a window calculated measure.

Action: Ensure that a valid aggregation function is specified for a window calculated measure.

ORA-18370: The HIERARCHIES clause may only be specified for cubes.

Cause: A HIERARCHIES clause was used on a table or other non-cube object.

Action: Remove the HIERARCHIES clause.

ORA-18371: invalid cube hierarchy qualification

Cause: Cube hierarchies may only be qualified by dimension in the HIERARCHIES clause.

Action: Remove the additional qualification.

ORA-18372: syntax error in HIERARCHIES list

Cause: Illegal syntax was found in the HIERARCHIES clause.

Action: Ensure that the HIERARCHIES clause only contains a comma delimited list of cube hierarchies enclosed in parentheses.

ORA-18373: missing hierarchy name

Cause: No hierarchy was specified in the HIERARCHIES clause.

Action: Specify at least one hierarchy in the HIERARCHIES clause enclosed in parentheses.

ORA-18374: duplicate hierarchies in HIERARCHIES clause

Cause: The same cube hierarchy was named more than once in the HIERARCHIES clause.

Action: Specify each cube hierarchy only once in the HIERARCHIES clause.

ORA-18375: Cube columns cannot be directly or indirectly referenced in ANSI named column joins.

Cause: A cube column was referenced in an ANSI NATURAL JOIN or USING clause.

Action: Use the ANSI ON clause or Oracle join syntax.

ORA-18376: A hierarchy or analytic view is not allowed here.

Cause: A hierarchy or analytic view was specified in an incorrect location in a statement.

Action: Ensure that the name is correct or remove it.

ORA-18377: Comments on columns of analytic view objects are not supported.

Cause: A comment for a column of an analytic view object was specified.

Action: Do not define comments for columns of analytic views. Use classifications instead.

ORA-18378: calculated measure "string" in cache measure list

Cause: Calculated measures were not allowed in the cache measure list.

Action: Remove calculated measures from the cache measure list.

ORA-18379: the query hint must start with "/*+"

Cause: Illegal syntax was found in the query hint session parameter.

Action: Ensure that the hint syntax provided is a valid SQL hint syntax.

ORA-18380: the query hint must end with "*/

Cause: Illegal syntax was found in the query hint session parameter.

Action: Ensure that the hint syntax provided is a valid SQL hint syntax.

ORA-18381: the query hint cannot contain any occurrences of "*/" within the text

Cause: Illegal syntax was found in the query hint session parameter.

Action: Ensure that the hint syntax provided is a valid SQL hint syntax.

ORA-19000: missing RELATIONAL keyword

Cause: The keyword RELATIONAL in the work OBJECT RELATIONAL is missing in the XMLType storage clause specification.

Action: Supply the RELATIONAL keyword in the storage clause

ORA-19001: Invalid storage option specified

Cause: An invalid storage option was specified for the XMLType.

Action: Supply a valid storage option.

ORA-19002: Missing XMLSchema URL

Cause: A XML schema URL must be specified in the storage option.

Action: Specify a URL for the XMLSchema.

ORA-19003: Missing XML root element name

Cause: A root element in the XMLSchema must be specified if the XML schema is given.

Action: Specify a root element in the XML schema.

ORA-19004: Duplicate XMLType OBJECT RELATIONAL storage option

Cause: A duplicate storage option for the XMLType column was specified

Action: Specify a single storage option for an XMLType column

ORA-19005: Duplicate XMLType LOB storage option

Cause: A duplicate storage option for the XMLType column was specified

Action: Specify a single storage option for an XMLType column

ORA-19006: XMLType TYPE storage option not appropriate for storage type

Cause: The TYPE option can only be used in case of OBJECT RELATIONAL storage option

Action: Remove the TYPE option or specify an OBJECT RELATIONAL storage for the XMLType column

ORA-19007: Schema *string* does not match expected *string*.

Cause: The given XML document conformed to a different schema than expected.

Action: Insert/Update only the XML documents that conform to that particular schema.

ORA-19008: Invalid version of the XMLType

Cause: An invalid version of the XMLType was found.

Action: This is possibly due to data corruption or an internal error or running an older client against a newer version of the database. Ensure that the version of the client can understand the XMLType in the database.

ORA-19009: Missing XMLSchema keyword

Cause: The XMLSchema keyword is missing

Action: Specify the XMLSchema URL and element name.

ORA-19010: Cannot insert XML fragments

Cause: XML fragments got from extractNode cannot be inserted into the database.

Action: Convert the fragment into a proper XML document before insertion.

ORA-19011: Character string buffer too small

Cause: The string result asked for is too big to return back

Action: Get the result as a lob instead

ORA-19012: Cannot convert XML fragment to the required datatype

Cause: A conversion to a datatype was requested which cannot be performed

Action: The XMLType may contain fragments and other elements which cannot be converted to the appropriate datatype.

ORA-19013: Cannot create VARRAY columns containing XMLType

Cause: An attempt was made to create a VARRAY column which contains a XMLType

Action: You cannot store VARRAYs containing XMLTypes in tables. Use nested tables instead

ORA-19015: Invalid XML tag identifier (*string*)

Cause: An invalid XML identifier was detected during XML generation

Action: Fix the offending tag to not contain characters or symbols that are not allowed by the XML specification

ORA-19016: attributes cannot occur after element specifications

Cause: Attributes specified using the "@" identifier can only occur before any other element definition when creating XML

Action: Change the order of the types so that the attributes occur in the beginning

ORA-19017: Attributes can only be simple scalars

Cause: Attribute values can only be simple scalar values

Action: Use only simple datatypes for attribute values

ORA-19018: Invalid character in XML tag '*string*'

Cause: A tag name was found to have an invalid XML character during XML generation.

Action: Rewrite the query so that the generated XML tag, corresponding to a column name or alias, contains only valid characters.

ORA-19019: Invalid context passed to DBMS_XMLGEN.GETXML

Cause: The value of context passed to GETXML was invalid.

Action: Rewrite the query so that the value of context passed to GETXML is valid.

ORA-19020: invalid dereference of XMLType columns

Cause: An attempt was made to dereference the attributes of an XMLType column which is not part of a base table

Action: You can only dereference the attributes of a base table XMLType column

ORA-19022: Unoptimized XML construct detected.

Cause: The XMLOptimizationCheck variable was enabled and an unrewritten XML construct was detected. This prevents execution of the XML construct.

Action: Ensure that the XML construct is being optimized. See the trace file for further information. Disable the XMLOptimizationCheck variable if you want the unoptimized XML operation to be executed.

ORA-19023: The first argument to UPDATEXML operator has to be an XMLTYPE

Cause: The first argument passed to the update value operator was not an XMLTYPE.

Action: Rewrite the query so that the first argument to the UPDATEXML operator is XMLTYPE.

ORA-19024: Cursor expression must be named

Cause: The value of context passed to GETXML was invalid.

Action: Rewrite the query so that the value of context passed to GETXML is valid.

ORA-19025: EXTRACTVALUE returns value of only one node

Cause: Given XPath points to more than one node.

Action: Rewrite the query so that exactly one node is returned.

ORA-19026: EXTRACTVALUE can only retrieve value of leaf node

Cause: Given XPath does not point to a leaf node.

Action: Rewrite the query so that a leaf node is returned.

ORA-19028: Invalid ADT parameter passed to toObject() function

Cause: The object passed as ADT parameter to sys.XMLType.toObject() is not the same type, or a super-type, of the mapped type.

Action: Pass an object of the correct type to toObject().

ORA-19029: Cannot convert the given XMLType to the required type

Cause: The passed in XMLType could not be convert to the required type

Action: Binary XMLtype instances or other objects cannot be converted to the required object or collection types.

ORA-19030: Method invalid for non-schema based XML Documents.

Cause: The method can be invoked on only schema based xmltype objects.

Action: Don't invoke the method for non schema based xmltype objects.

ORA-19031: XML element or attribute *string* does not match any in type *string.string*

Cause: The passed in XML tag does not match any in the object type

Action: Pass a valid canonical XML that can map to the given object type

ORA-19032: Expected XML tag *string* got *string*

Cause: When converting XML to object, a wrong tag name was present

Action: Pass a valid canonical XML that can map to the given object type

ORA-19033: schema specified in the XML document does not match the schema parameter

Cause: When creating schema-based XML, the schema specified in the XML document is different from the schema passed in as the 'schema' parameter.

Action: Change the schema parameter to match the schema specified in the XML document.

ORA-19034: Type not supported during schema generation

Cause: The object type contained a type that is not supported for schema generation.

Action: Use a different type or do not generate a schema.

ORA-19035: Invalid select item of the query in newContextFromHierarchy()

Cause: The query did not have a number select item followed by an XMLType select item only.

Action: Ensure that the result set of the query used in the newContextFromHierarchy() function has only two selected items: the first item must be number type and the second item must be XMLType.

ORA-19036: Invalid query result set in newContextFromHierarchy()

Cause: The result set of the query used in the newContextFromHierarchy() function did not have the same property as the result set generated by a CONNECT BY query.

Action: Ensure that the query used in the newContextFromHierarchy() function is a CONNECT BY query or that the query returns a result set having the same property as the result set generated by a CONNECT BY query.

ORA-19037: XMLType result can not be a fragment

Cause: The select item of the query in the newContextFromHierarchy() function was an XML fragment.

Action: Ensure that the select item of the query in the newContextFromHierarchy() function is not an XML fragment.

ORA-19038: Invalid operations on query context

Cause: SetMaxRows, SetSkipRows, SetRowTagName operations are applied to a query context created from newContextFromHierarchy().

Action: SetMaxRows, SetSkipRows, SetRowTagName operations can not be applied to a query context created from newContextFromHierarchy().

ORA-19039: Keyword *string* reserved for future use

Cause: The keyword is reserved for future use as a builtin function.

Action: Change the name mentioned above to a different one.

ORA-19040: Element *string* does not match expected *string*.

Cause: The given XML document had a different root element than expected.

Action: Insert/Update only the XML documents that conform to that particular schema and element.

ORA-19041: Comment data cannot contain two consecutive '-'s

Cause: The given comment string expression has two consecutive '-'s.

Action: Modify comment string to eliminate one or both of the consecutive '-'s.

ORA-19042: Enclosing tag *string* cannot be xml in any case combination

Cause: The given enclosing tag matched 'xml' in some case combination

Action: Modify the enclosing tag so that it is not xml in any case combination.

ORA-19043: Multiply nested XMLROOT function disallowed

Cause: An XMLROOT function has an operand that is also an XMLROOT function.

Action: Modify the query so that there are no multiply nested XMLROOT functions.

ORA-19044: character length specified for XMLSerialize is too small.

Cause: An XMLSerialize function was called with a type of character type (e.g. VARCHAR2(27)), and the length specified (27 in the example) was too small.

Action: Modify the query so that the character length specified is larger.

ORA-19045: character set id specified for XMLSerialize not valid

Cause: An XMLSerialize function was called with an invalid value for the character set id.

Action: Modify the query so that the character set id is valid.

ORA-19046: Out-of-line table cannot be shared by two top-level tables (table '*string.string*' and the current table being created).

Cause: An attempt was made to share an out-of-line table between two top-level tables.

Action: Use the existing top-level XML table.

ORA-19047: Cannot specify storage for individual VARRAYS

Cause: An attempt was made to combine storage specification for a particular VARRAY with STORE ALL VARRAYS clause.

Action: Either specify storage for individual VARRAYs or use the STORE ALL VARRAYS clause.

ORA-19048: Cannot specify VARRAY storage in tableProps

Cause: An attempt was made to store all varrays as tables or LOBs in tableProps.

Action: Do not specify varray store as tables or LOBs in tableProps.

ORA-19051: Cannot use fast path insert for this XMLType table

Cause: Error while trying to insert into an XMLType table using fast path insert.

Action: Set event 19049 to disable fast path insert and try again.

ORA-19055: Unsupported use of DISABLE XML EXCHANGE

Cause: The option, DISABLE XML EXCHANGE, was specified in a CREATE TABLE statement.

Action: Do not specify DISABLE XML EXCHANGE in a CREATE TABLE statement.

ORA-19057: Internal error: binary XML [*string*]

Cause: The operation failed due to an internal error.

Action: This is an internal error. Contact Oracle Support Services.

ORA-19058: Enabling XML exchange may cause data corruption.

Cause: An attempt was made to enable XML exchange for a binary XML column or table with a conflicting binary XML column or table.

Action: Use the XML exchange option only if at least one of the two involved tables is empty.

ORA-19059: XML exchange has not been enabled.

Cause: An attempt was made to disable XML exchange on a table that does not have XML exchange enabled.

Action: Use the disable XML exchange option only if the table already has XML exchange enabled.

ORA-19060: Operation disallowed on XML token set object

Cause: An attempt was made to perform a disallowed operation on a token set object for binary XML support.

Action: Do not perform the attempted operation on an XML token set object.

ORA-19061: Granular Token Set operations are not supported for tables.

Cause: An attempt was made to perform some Granular Token Set related operations on a non-binary XML table or on an older binary XML table.

Action: Do not perform the attempted operation unless tables support Granular Token Set options.

ORA-19062: XML exchange is already enabled.

Cause: An attempt was made to enable XML exchange on a table that had XML exchange already enabled.

Action: Use the disable XML exchange option only if the table has XML exchange disabled.

ORA-19063: Granular token table does not support schema-based storage.

Cause: An attempt was made to use granular token tables with schema-based storage.

Action: Use non-schema based storage for granular token tables.

ORA-19064: Tablespace has XML token set objects used in another tablespace.

Cause: The tablespace contained an XML token set object that was used by a binary XML table in a different tablespace and dropping it would cause some data to be lost.

Action: Move the XML token set object to a different tablespace.

ORA-19065: cannot drop tablespace with XML token set while XDB tablespace is offline

Cause: The tablespace contained an XML token set object but the metadata could not be read since the XDB default tablespace was offline. By dropping the tablespace, some data may be lost.

Action: Bring XDB default tablespace online.

ORA-19066: XML EXCHANGE is not enabled between the two tables.

Cause: The two tables specified in the EXCHANGE had different XML token sets. By exchanging partitions, some data might get corrupted.

Action: Enable XML EXCHANGE between the tables.

ORA-19067: Unable to create binary granular token on user default tablespace.

Cause: The user default tablespace was full.

Action: Increase the size of the user default tablespace.

ORA-19068: Disabling XML EXCHANGE creates token tables in the SYSTEM tablespace.

Cause: Either the table was in SYSTEM tablespace or it was partitioned and the default tablespace was SYSTEM. Granular token tables are forbidden on SYSTEM tablespace.

Action: Move the table to a different tablespace or change the default tablespace if the table is partitioned.

ORA-19069: Table is already exchanging XML with itself.

Cause: An XML exchange was performed with the same table.

Action: Do not enable XML exchange with the same table.

ORA-19070: cannot enable XML EXCHANGE in this type of table

Cause: XML EXCHANGE was not allowed in global temporary tables or external tables.

Action: Do not use a global temporary table or external table.

ORA-19071: Table does not have an XMLType stored as BINARY XML.

Cause: The table was not an XMLTable or did not have an XMLType column stored as BINARY XML.

Action: Use an XMLType or XMLTable stored as BINARY XML.

ORA-19072: Only STORE AS CLOB is supported with XMLType on the sharded table.

Cause: STORE AS CLOB was not specified with XMLType on the sharded table.

Action: Specify the STORE AS CLOB clause in the query.

ORA-19073: unsupported column type for granular token set enabled table

Cause: An attempt was made to add or modify a column with an unsupported type for a granular token set enabled table.

Action: Do not use user-defined Abstract Data Types (ADTs) or an ANYDATA column with granular token sets.

ORA-19074: Table does not have a granular token set.

Cause: The table was not used with a granular token set.

Action: Use an XMLType stored as BINARY XML with a granular token set.

ORA-19075: Failed to move the token table indexes. Run dbms_csx_admin.RebuildTokenTablesIndexes before using the table.

Cause: An attempt to move the indexes to the given tablespace failed.

Action: Run dbms_csx_admin.RebuildTokenTablesIndexes.

ORA-19076: cannot move the XML token set to tablespace where the table owner does not have privileges

Cause: The table owner did not have privileges in the given tablespace.

Action: Use a tablespace where the table owner has privileges.

ORA-19100: PASSING or RETURNING keyword expected

Cause: The keyword PASSING or RETURNING was missing.

Action: Specify the PASSING or RETURNING keyword.

ORA-19101: CONTENT keyword expected

Cause: The keyword CONTENT was missing.

Action: Specify the CONTENT keyword.

ORA-19102: XQuery string literal expected

Cause: The string literal containing the XQuery expression was missing.

Action: Specify the XQuery expression as a string literal.

ORA-19103: VALUE keyword keyword

Cause: The keyword VALUE was missing.

Action: Specify the VALUE keyword.

ORA-19104: invalid XQueryX: missing attribute *string*

Cause: The XQueryX expression was not assigned the expected attribute.

Action: Specify a valid XQueryX.

ORA-19105: invalid XQueryX: expected text node - got *string*

Cause: The XQueryX expression did not contain a text node as expected.

Action: Specify a valid XQueryX.

ORA-19106: invalid XQueryX: expected *string* - got *string*

Cause: The XQueryX expression did not contain the node as expected.

Action: Specify a valid XQueryX.

ORA-19107: invalid XQueryX - unsupported construct - *string*

Cause: The given XQuery expression contains an unsupported construct.

Action: Specify a valid XQueryX.

ORA-19108: WHITESPACE keyword expected

Cause: The keyword WHITESPACE was missing.

Action: Specify the WHITESPACE keyword.

ORA-19109: RETURNING keyword expected

Cause: The keyword RETURNING was missing.

Action: Specify the RETURNING keyword.

ORA-19110: unsupported XQuery expression

Cause: The program specified an XQuery expression that is not supported.

Action: Rewrite the XQuery with a expression that is supported.

ORA-19111: error during evaluation of the XQuery expression

Cause: An error occurred during the processing of the XQuery expression.

Action: Check the detailed error message for the possible causes.

ORA-19112: error raised during evaluation: *string*

Cause: The error function was called during evaluation of the XQuery expression.

Action: Check the detailed error message for the possible causes.

ORA-19113: trace function called during evaluation: *string*

Cause: The trace function was called during evaluation of the XQuery expression.

Action: Check the log file for the trace message.

ORA-19114: XPST0003 - error during parsing the XQuery expression: *string*

Cause: An error occurred during the parsing of the XQuery expression.

Action: Check the detailed error message for the possible causes.

ORA-19115: too many context items specified

Cause: More than one context item was specified as input to the XMLQuery function.

Action: Specify a single context item for the XMLQuery function.

ORA-19116: too many xmlspace declarations

Cause: The query prolog contained multiple xmlspace declarations.

Action: Remove the duplicate xmlspace declarations.

ORA-19117: XQST0070 - invalid redefinition of predefined namespace prefix 'string'

Cause: The given predefined namespace was being redefined in a namespace declaration.

Action: Remove the namespace declaration that redefines the predefined namespace prefix.

ORA-19118: XQST0066 - duplicate default namespace definition - string

Cause: More than one default namespace declaration used the given namespace URI.

Action: Remove the duplicate default namespace definition.

ORA-19121: duplicate attribute definition - string

Cause: More than one attribute with the same name.

Action: Remove the duplicate attribute definition.

ORA-19122: unsupported XQuery declaration

Cause: The program specified an XQuery declaration that is not supported.

Action: Rewrite the XQuery with a declaration that is supported.

ORA-19123: FORG0003: fn:zero-or-one() called with a sequence containing more than one item

Cause: sequence with more than one item was passed into fn:zero-or-one() function

Action: correct input argument to fn:zero-or-one() function

ORA-19124: FORG0004: fn:one-or-more() called with a sequence containing no items

Cause: sequence containing no items was passed into fn:one-or-more() function

Action: correct input argument to fn:one-or-more() function

ORA-19125: FORG0005: fn:exactly-one() called with a sequence containing zero or more than one item

Cause: sequence containing zero or more than one item was passed into fn:exactly-one() function

Action: correct input argument to fn:exactly-one() function

ORA-19126: XQuery extension expression contains neither a pragma that is recognized by the implementation nor an expression enclosed in curly braces

Cause: No expression was enclosed in curly braces for the extension expression or the pragma content was not recognized.

Action: Correct inputs to extension expression.

ORA-19127: XQST0067: XQST0067: A static error is raised if a Prolog contains more than one construction declaration

Cause: An error occurred during the processing of the XQuery expression.

Action: Check the detailed error message for the possible causes.

ORA-19128: XQST0068: A static error is raised if a Prolog contains more than one boundary-space declaration

Cause: An error occurred during the processing of the XQuery expression.

Action: Check the detailed error message for the possible causes.

ORA-19129: XQST0069: A static error is raised if a Prolog contains more than one empty order declaration

Cause: An error occurred during the processing of the XQuery expression.

Action: Check the detailed error message for the possible causes.

ORA-19130: XQST0070: A static error is raised if the predefined namespace prefix xml or xmlns is redeclared by a namespace declaration or namespace declaration attribute

Cause: An error occurred during the processing of the XQuery expression.

Action: Check the detailed error message for the possible causes.

ORA-19131: XQST0071: A static error is raised if the namespace declaration attributes of a direct element constructor do not have distinct names

Cause: An error occurred during the processing of the XQuery expression.

Action: Check the detailed error message for the possible causes.

ORA-19132: XQDY0072: It is a dynamic error if the result of the content expression of a computed comment constructor contains two adjacent hyphens or ends with a hyphen

Cause: An error occurred during the processing of the XQuery expression.

Action: Check the detailed error message for the possible causes.

ORA-19133: XQST0073: It is a static error if the graph of module imports contains a cycle (that is, if there exists a sequence of modules M1 ... Mn such that each Mi imports Mi+1 and Mn imports M1), unless all the modules in the cycle share a common namespace

Cause: An error occurred during the processing of the XQuery expression.

Action: Check the detailed error message for the possible causes.

ORA-19134: XQDY0074: It is a dynamic error if the value of the name expression in a computed element constructor cannot be converted to an expanded QName (for example, because it contains a namespace prefix not found in statically known namespaces.)

Cause: An error occurred during the processing of the XQuery expression.

Action: Check the detailed error message for the possible causes.

ORA-19135: XQST0075: An implementation that does not support the Validation Feature must raise a static error if it encounters a validate expression

Cause: An error occurred during the processing of the XQuery expression.

Action: Check the detailed error message for the possible causes.

ORA-19136: XQST0076: It is a static error if a collation subclause in an order by clause of a FLWOR expression does not identify a collation that is present in statically known collations

Cause: An error occurred during the processing of the XQuery expression.

Action: Check the detailed error message for the possible causes.

ORA-19137: XQST0079: It is a static error if an extension expression contains neither a pragma that is recognized by the implementation nor an expression enclosed in curly braces

Cause: An error occurred during the processing of the XQuery expression.

Action: Check the detailed error message for the possible causes.

ORA-19138: The target type of a cast or castable expression must be an atomic type that is in the in-scope schema types and is not xs:NOTATION or xs:anyAtomicType, optionally followed by the occurrence indicator "?"; otherwise a static error is raised

Cause: An error occurred during the processing of the XQuery expression.

Action: Check the detailed error message for the possible causes.

ORA-19139: XPST0081: It is a static error if a QName used in a query contains a namespace prefix that cannot be expanded into a namespace URI by using the statically known namespaces

Cause: An error occurred during the processing of the XQuery expression.

Action: Check the detailed error message for the possible causes.

ORA-19140: XPST0083: It is a static error if the target type of a cast expression or constructor function is xs:QName or a type derived from xs:QName or xs:NOTATION, and the argument of the cast expression or constructor function is not a string literal

Cause: An error occurred during the processing of the XQuery expression.

Action: Check the detailed error message for the possible causes.

ORA-19141: XQDY0084: It is a dynamic error if the element validated by a validate statement does not have a top-level element declaration in the in-scope element declarations, if validation mode is strict

Cause: An error occurred during the processing of the XQuery expression.

Action: Check the detailed error message for the possible causes.

ORA-19142: FONC0001 = FONC0001: undefined context item

Cause: An error occurred during the processing of the XQuery expression.

Action: Check the detailed error message for the possible causes.

ORA-19143: XQTY0086: It is a type error if the typed value of a copied element or attribute node is namespace-sensitive when construction mode is preserve and copy-namespaces mode is no-preserve

Cause: An error occurred during the processing of the XQuery expression.

Action: Check the detailed error message for the possible causes.

ORA-19145: XQST0087: It is a static error if the encoding specified in a Version Declaration does not conform to the definition of EncName specified in [XML 1.0]

Cause: An error occurred during the processing of the XQuery expression.

Action: Check the detailed error message for the possible causes.

ORA-19146: XQST0088: It is a static error if the literal that specifies the target namespace in a module import or a module declaration is of zero length

Cause: An error occurred during the processing of the XQuery expression.

Action: Check the detailed error message for the possible causes.

ORA-19147: XQST0089: It is a static error if a variable bound in a for clause of a FLWOR expression, and its associated positional variable, do not have distinct names (expanded QNames)

Cause: An error occurred during the processing of the XQuery expression.

Action: Check the detailed error message for the possible causes.

ORA-19148: XQST0090: It is a static error if a character reference does not identify a valid character in the version of XML that is in use

Cause: An error occurred during the processing of the XQuery expression.

Action: Check the detailed error message for the possible causes.

ORA-19149: XQDY0091: An implementation may raise a dynamic error if an xml:id error, as defined in [XML ID], is encountered during construction of an attribute named xml:id

Cause: An error occurred during the processing of the XQuery expression.

Action: Check the detailed error message for the possible causes.

ORA-19150: XQDY0092: An implementation may raise a dynamic error if a constructed attribute named xml:space has a value other than preserve or default

Cause: An error occurred during the processing of the XQuery expression.

Action: Check the detailed error message for the possible causes.

ORA-19151: XQST0093: It is a static error to import a module M1 if there exists a sequence of modules M1 ... Mi ... M1 such that each module directly depends on the next module in the sequence (informally, if M1 depends on itself through some chain of module dependencies.)

Cause: An error occurred during the processing of the XQuery expression.

Action: Check the detailed error message for the possible causes.

ORA-19152: FOCH0001 = FOCH0001: codepoint not valid

Cause: An error occurred during the processing of the XQuery expression.

Action: Check the detailed error message for the possible causes.

ORA-19153: FOCH0002: unsupported collation

Cause: An error occurred during the processing of the XQuery expression.

Action: Check the detailed error message for the possible causes.

ORA-19154: FOCH0003: unsupported normalization form

Cause: An error occurred during the processing of the XQuery expression.

Action: Check the detailed error message for the possible causes.

ORA-19155: FOCH0004: collation does not support collation units

Cause: An error occurred during the processing of the XQuery expression.

Action: Check the detailed error message for the possible causes.

ORA-19156: FODC0001: no context document

Cause: An error occurred during the processing of the XQuery expression.

Action: Check the detailed error message for the possible causes.

ORA-19157: FODC0002: error retrieving resource

Cause: An error occurred during the processing of the XQuery expression.

Action: Check the detailed error message for the possible causes.

ORA-19158: FODC0004: invalid argument to fn:collection()

Cause: An error occurred during the processing of the XQuery expression.

Action: Check the detailed error message for the possible causes.

ORA-19159: FODC0005: invalid argument to fn:doc

Cause: An error occurred during the processing of the XQuery expression.

Action: Check the detailed error message for the possible causes.

ORA-19160: XPST0003 - syntax error: invalid variable name *string*

Cause: The given XQuery variable does not begin with the '\$' sign

Action: Fix the variable name to start with the "\$" sign.

ORA-19161: XPTY0004 - XQuery type mismatch: invalid argument type '*string*' for function '*string*'

Cause: The type of the argument that was passed to the given function was not valid.

Action: Fix the argument to be of a type supported by the given function.

ORA-19162: XPTY0004 - XQuery type mismatch: invalid argument types '*string*', '*string*' for function '*string*'

Cause: The type of the arguments that were passed to the given function was not valid.

Action: Fix the arguments to be of a type appropriate for the given function.

ORA-19163: XPTY0004 - XQuery type mismatch: argument type mismatch: expected - '*string*' got - '*string*' for function '*string*'

Cause: The type of the arguments that were passed to the given function was not valid.

Action: Fix the arguments to be of a type appropriate for the given function.

ORA-19164: XQST0085 - It is a static error if the namespace URI in a namespace declaration attribute is a zero-length string, and the implementation does not support [XML Names 1.1].

Cause: There was a zero-length URI in namespace declaration.

Action: Fix the namespace declaration.

ORA-19165: FONS0003: no prefix defined for namespace

Cause: There was a zero-length URI in namespace declaration.

Action: Fix the namespace declaration.

ORA-19166: FONS0003: FONS0004: no namespace found for prefix

Cause: There was a zero-length URI in namespace declaration.

Action: Fix the namespace declaration.

ORA-19167: FONS0005: base uri not defined in the static context

Cause: There was a zero-length URI in namespace declaration.

Action: Fix the namespace declaration.

ORA-19168: FORG0002: invalid argument to fn:resolve-uri()

Cause: There was a zero-length URI in namespace declaration.

Action: Fix the namespace declaration.

ORA-19169: FORG0006: invalid argument type in '*string*'

Cause: There was a zero-length URI in namespace declaration.

Action: Fix the namespace declaration.

ORA-19171: FORG0007: invalid argument to aggregate function

Cause: An error occurred during the processing of the XQuery expression.

Action: Check the detailed error message for the possible causes.

ORA-19172: FORG0008: both arguments to fn:dateTime have a specified timezone

Cause: An error occurred during the processing of the XQuery expression.

Action: Check the detailed error message for the possible causes.

ORA-19173: FORG0009: error in resolving a relative URI against a base URI in fn:resolve-uri

Cause: An error occurred during the processing of the XQuery expression.

Action: Check the detailed error message for the possible causes.

ORA-19174: FORX0001: invalid regular expression flags

Cause: An error occurred during the processing of the XQuery expression.

Action: Check the detailed error message for the possible causes.

ORA-19175: FORX0002: invalid regular expression

Cause: An error occurred during the processing of the XQuery expression.

Action: Check the detailed error message for the possible causes.

ORA-19176: FORX0003: regular expression matches zero-length string

Cause: An error occurred during the processing of the XQuery expression.

Action: Check the detailed error message for the possible causes.

ORA-19177: FORX0004: invalid replacement string

Cause: An error occurred during the processing of the XQuery expression.

Action: Check the detailed error message for the possible causes.

ORA-19178: FOTY0001: type error

Cause: An error occurred during the processing of the XQuery expression.

Action: Check the detailed error message for the possible causes.

ORA-19179: FOTY0011: Type error. Context item is not a node

Cause: An error occurred during the processing of the XQuery expression.

Action: Check the detailed error message for the possible causes.

ORA-19180: FOTY0012: argument node does not have a typed value

Cause: An error occurred during the processing of the XQuery expression.

Action: Check the detailed error message for the possible causes.

ORA-19181: FOTY0014: type exception

Cause: An error occurred during the processing of the XQuery expression.

Action: Check the detailed error message for the possible causes.

ORA-19182: FORT0001: invalid number of parameters

Cause: An error occurred during the processing of the XQuery expression.

Action: Check the detailed error message for the possible causes.

ORA-19183: FOTY0002: type definition not found

Cause: An error occurred during the processing of the XQuery expression.

Action: Check the detailed error message for the possible causes.

ORA-19184: FOTY0021: invalid node type

Cause: An error occurred during the processing of the XQuery expression.

Action: Check the detailed error message for the possible causes.

ORA-19185: FOAR0002: numeric operation overflow/unflow

Cause: An error occurred during the processing of the XQuery expression.

Action: Check the detailed error message for the possible causes.

ORA-19186: FOCA0001: input value too large for decimal

Cause: An error occurred during the processing of the XQuery expression.

Action: Check the detailed error message for the possible causes.

ORA-19187: FOCA0002: invalid lexical value

Cause: An error occurred during the processing of the XQuery expression.

Action: Check the detailed error message for the possible causes.

ORA-19188: FOCA0003: input value too large for integer

Cause: An error occurred during the processing of the XQuery expression.

Action: Check the detailed error message for the possible causes.

ORA-19189: FOCA0005: NaN supplied as float/double value

Cause: An error occurred during the processing of the XQuery expression.

Action: Check the detailed error message for the possible causes.

ORA-19190: FOER0000: Unidentified error

Cause: An error occurred during the processing of the XQuery expression.

Action: Check the detailed error message for the possible causes.

ORA-19191: FOAR0001: division by zero

Cause: An error occurred during the processing of the XQuery expression.

Action: Check the detailed error message for the possible causes.

ORA-19192: XQST0047: It is a static error if multiple module imports in the same Prolog specify the same target namespace

Cause: An error occurred during the processing of the XQuery expression.

Action: Check the detailed error message for the possible causes.

ORA-19193: XQST0045: It is a static error if the function name in a function declaration is in one of the following namespaces: <http://www.w3.org/XML/1998/namespace>, <http://www.w3.org/2001/XMLSchema>, <http://www.w3.org/2001/XMLSchema-instance>, <http://www.w3.org/2005/04/xpath-functions>, <http://www.w3.org/2005/04/xpath-datatypes>

Cause: An error occurred during the processing of the XQuery expression.

Action: Check the detailed error message for the possible causes.

ORA-19194: XQDY0026: It is a dynamic error if the result of the content expression of a computed processing instruction constructor contains the string ">"

Cause: An error occurred during the processing of the XQuery expression.

Action: Check the detailed error message for the possible causes.

ORA-19195: Invalid policy in ora:contains

Cause: An invalid policy was specified in ora:contains.

Action: Rename the policy name, policy schema name, or do not specify any policy to pick up default policy.

ORA-19196: XMLType table or view is not allowed with this form of fn:collection

Cause: The table or view specified in fn:collection was of XMLType.

Action: XMLType table or view is not allowed in the form of fn:collection('oradb:/schema/table/ROW/column'). It has to be a relational table or view.

ORA-19197: Column not found or invalid column type with this form of fn:collection

Cause: The column to be retrieved was not found or was not of XMLType.

Action: The column to be retrieved in the form of fn:collection('oradb:/schema/table/ROW/column') or fn:collection('oradb:/schema/table/ROW[predicate]/column') has to be of XMLType.

ORA-19198: Column not found or invalid column specified in the predicate with this form of fn:collection

Cause: The column specified in the predicate was not found or was not allowed.

Action: The column specified in the predicate in the form of fn:collection('oradb:/schema/table/ROW[predicate]/column') cannot be of XMLType.

ORA-19199: too many levels of nesting

Cause: An XQuery expression contained too many levels of nesting parentheses.

Action: Reduce the level of nesting parentheses.

ORA-19200: Invalid column specification

Cause: All input arguments must be valid columns

Action: Specify a valid list of columns

ORA-19201: Datatype not supported

Cause: The particular datatype is not supported in the XMLGEN operator

Action: Specify only supported datatypes as arguments to the XMLGEN operator

ORA-19202: Error occurred in XML processingstring

Cause: An error occurred when processing the XML function

Action: Check the given error message and fix the appropriate problem

ORA-19203: Error occurred in DBMS_XMLGEN processingstring

Cause: An error occurred when processing the DBMS_XMLGEN functions

Action: Check the given error message and fix the appropriate problem

ORA-19204: Non-scalar value '*string*' is marked as XML attribute

Cause: Only scalar values (i.e. values which are not of object or collection type) can be marked as XML attribute, i.e. is prefixed by '@'. In this case, a non-scalar value was prefixed with '@'

Action: Remove the '@' sign, or make the value a scalar.

ORA-19205: Attribute '*string*' qualifies a non-scalar value in the select list

Cause: The attribute immediately follows a value of object or collection type in the select list or type definition.

Action: Remove the '@' sign, or make the previous value a scalar.

ORA-19206: Invalid value for query or REF CURSOR parameter

Cause: The queryString argument passed to DBMS_XMLGEN.newContext was not a valid query, or REF CURSOR.

Action: Rewrite the query so that the queryString argument is a valid query or REF CURSOR.

ORA-19207: scalar parameter *string* of XMLELEMENT cannot have an alias.

Cause: The scalar parameter to XMLELEMENT has been qualified with an alias.

Action: Remove the AS clause of the scalar element.

ORA-19208: parameter *string* of function *string* must be aliased

Cause: The indicated parameter of the XML generation function has not been aliased, although it is an expression.

Action: Specify an alias for the expression using the AS clause.

ORA-19209: invalid or unsupported formatting argument

Cause: An invalid or unsupported formatting argument was supplied

Action: Change the formatting argument to legal supported values

ORA-19210: column '*string*', specified to be a key or update column for DBMS_XMLSTORE, does not exist in table '*string*'

Cause: The column specified using setKeyColumn()/setUpdateColumn() did not exist in the table.

Action: Change the column specified to be a column in the table

ORA-19211: column '*string*', specified as key using DBMS_XMLSTORE.setKeyColumn() , must be of scalar type

Cause: The column specified using setKeyColumn() was a non-scalar type column.

Action: Change the column specified to be a scalar column in the table

ORA-19212: no key columns specified before call to DBMS_XMLSTORE.updateXML()

Cause: No columns were specified as key columns before the call to DBMS_XMLSTORE.updateXML.

Action: Use DBMS_XMLSTORE.setKeyColumn() to specify key columns

ORA-19213: error occurred in XML processing at lines*string*

Cause: An error occurred when processing the given lines in an XML function.

Action: Check the given error message and fix the appropriate problem.

ORA-19221: XPST0001 - XQuery static context component *string* not initialized

Cause: An uninitialized static context component was encountered during the static analysis of the expression.

Action: initialize the given static context.

ORA-19222: XPDY0002 - XQuery dynamic context component *string* not initialized

Cause: An uninitialized dynamic context component was encountered during the evaluation of the expression.

Action: Initialize the particular dynamic context component.

ORA-19223: XPST0003 - syntax error in XQuery expression

Cause: The given XQuery expression contains syntax errors.

Action: Fix the syntax error in the XQuery expression.

ORA-19224: XPTY0004 - XQuery static type mismatch: expected - *string* got - *string*

Cause: The expression could not be used because its static type is not appropriate for the context in which it was used.

Action: Fix the expression to be of the required type or add appropriate cast functions around the expression.

ORA-19225: XPST0005 - XQuery static type error: expected non empty type got empty sequence

Cause: The static type assigned to an expression other than the () expression must not be the empty type.

Action: Fix the expression so it does not return empty sequences.

ORA-19226: XPTY0006 - XQuery dynamic type mismatch: expected *string* got *string*

Cause: The expression could not be used because its dynamic type did not match the required type as specified by XQuery sequencetype matching rules.

Action: Fix the expression to return the expected type or use appropriate cast functions.

ORA-19227: XPTY0007 - fn:data function is applied to a node (type (*string*)) whose type annotation denotes a complex type with non-mixed complex content.

Cause: The input node for atomization contained a type annotation that denoted a complex type with non-mixed complex content.

Action: Fix the input expression to fn:data to be a node that does not contain non-mixed complex content.

ORA-19228: XPST0008 - undeclared identifier: prefix '*string*' local-name '*string*'

Cause: The given identifier refers to either a type name, function name, namespace prefix, or variable name that is not defined in the static context.

Action: Fix the expression to remove the identifier, or declare the appropriate variable, type, function or namespace.

ORA-19229: XQST0009 - schema import not supported

Cause: A schema import was encountered in the query.

Action: remove the schema import.

ORA-19230: XPST0010 - unsupported axis *string*

Cause: An unsupported axis was encountered in the given expression.

Action: Remove the unsupported axis from the expression.

ORA-19231: XPST0011 -

ORA-19232: XQST0012 - imported schemas violate validity rules

Cause: The imported schemas did not satisfy the conditions for schema validity specified in the XMLSchema specification.

Action: Fix the imported schemas to satisfy the validity rules. In particular, the definitions must be valid, complete, and unique -- that is, the pool of definitions must not contain two or more schema components with the same name and target namespace.

ORA-19233: XQST0013 - invalid pragma

Cause: A pragma was specified whose contents are invalid.

Action: Specify the pragma with the correct contents.

ORA-19234: XQST0014 - invalid or unsupported must-understand extension

Cause: The must-understand extension specified was either invalid or unsupported.

Action: remove the unsupported must-understand extension or fix the error.

ORA-19235: XQST0015 - unsupported must-understand extension

Cause: The XQuery flagger was enabled and the query contained a must-understand extension.

Action: remove the unsupported must-understand extension.

ORA-19236: XQST0016 - module declaration or import not supported

Cause: The given query had a module declaration or module import.

Action: Remove the import module or module declaration.

ORA-19237: XPST0017 - unable to resolve call to function - *string:string*

Cause: The name and arity of the function call given could not be matched with any in-scope function in the static context.

Action: Fix the name of the function or the number of parameters to match the list of in-scope functions.

ORA-19238: XPTY0018 - It is a type error if the result of the last step in a path expression contains both nodes and atomic values

Cause: An error occurred during the processing of the XQuery expression.

Action: Check the detailed error message for the possible causes.

ORA-19239: XPTY0019 - It is a type error if the result of an step (other than the last step) in a path expression contains an atomic value

Cause: The step expression returned a sequence containing an atomic value.

Action: Fix the path expression to return only nodes.

ORA-19240: XPTY0020 - context item must be node in an axis expression

Cause: The context item that was used in the axis expression is not a node.

Action: Change the context item to be a node.

ORA-19241: XPDY0021 - cast to type *string* failed

Cause: The value inside a cast expression could not be cast to the required type.

Action: Fix the input to the cast expression to be of a castable type.

ORA-19242: XQST0022 - namespace declaration attribute must be a literal

Cause: The namespace declaration attribute was not a literal string.

Action: Fix the namespace declaration to be a literal string.

ORA-19243: XQTY0023 - invalid document node content in element constructor

Cause: The content sequence in an element constructor contained a document node.

Action: Change the content of the element constructor so that it does not contain a document node.

ORA-19244: XQTY0024 - invalid attribute node in element constructor

Cause: The content sequence in an element constructor contained an attribute node following a node that was not an attribute node.

Action: Change the content sequence of the element constructor so that it does not contain the attribute node.

ORA-19245: XQDY0025 - duplicate attribute name *string*

Cause: The content sequence of the element constructor contained more than one attribute that had the same name.

Action: Remove the duplicate attributes.

ORA-19246: validation failed - element *string* not found in in-scope element declarations

Cause: The validation mode was strict and the element-constructor contained an element name that was not present in the in-scope element declarations.

Action: Fix the validation mode to be lax or import the schema definition that contains the required element declaration.

ORA-19247: XQDY0027 - validation error

Cause: An error was encountered during the validation of the expression.

Action: Fix the validation error.

ORA-19248: XQTY0028 - invalid node in document constructor

Cause: The content sequence in a document constructor contained either a document or an attribute node.

Action: Fix the content so it does not contain any of the above node types.

ORA-19249: XQDY0029 - value does not match facet of the target type

Cause: The input value to a cast expression did not satisfy the facets of the target type.

Action: Fix the value to conform to the facets of the target type.

ORA-19250: XQTY0030 - too many values to validate expression

Cause: The argument of a validate expression returned more than one element or document node.

Action: Fix the argument of the validate expression to return a single element or document node.

ORA-19251: XQST0031 - unsupported query version

Cause: The query version specified in the prolog was not supported.

Action: Supply the version of the query that is supported.

ORA-19252: XQST0032 - too many declarations for base URI

Cause: The query prolog contained multiple declarations for the base URI.

Action: Remove the duplicate definitions for the base URI.

ORA-19253: XQST0033 - too many declarations for namespace prefix *string*

Cause: The query prolog contained multiple declarations for the same namespace prefix.

Action: Remove the duplicate definitions for the namespace prefix.

ORA-19254: XQST0034 - too many declarations for function *string*

Cause: The query module contained more than one function, either declared or imported, which have the same expanded QName.

Action: Remove the duplicate function definitions.

ORA-19255: XQST0035 - too many declarations of *string* in imported schemas

Cause: Two schemas were imported that defined the same name in the same symbol space and in the same scope.

Action: Fix the schema imports to remove the name conflict.

ORA-19256: XQST0036 - missing type definitions in imported module

Cause: A module was imported, which contains references to type names that are not defined in the in-scope type definitions inside the module.

Action: Fix the module definition to include the in-scope type definition.

ORA-19257: XQST0037 - function or variable *string* in module already defined

Cause: A module being imported contained the function or variable that is already declared in the static context of the importing module.

Action: Remove the conflicting declarations.

ORA-19258: XQST0038 - unsupported or duplicate default collation specified

Cause: The query prolog either specified more than one default collation or the collation specified was not supported.

Action: Remove the duplicate definition or specify a supported collation.

ORA-19259: XQST0039 - duplicate parameter name *string* in function declaration

Cause: The function declaration contained more than one parameter with the same name.

Action: Fix the function declaration to remove the duplicate parameters.

ORA-19260: XQST0040 - invalid namespace node in element constructor

Cause: The content sequence in an element constructor contained a namespace node following a node that was not a namespace node.

Action: Remove the namespace node in the element constructor.

ORA-19261: XQDY0041 - non empty URI in QName

Cause: The name expression in a computed processing instruction or computed namespace constructor returned a QName whose URI part was not empty.

Action: Fix the processing instruction or computed namespace constructor to return the QName with an empty URI part.

ORA-19262: XQST0042 - namespace constructor not inside an element constructor

Cause: The enclosing expression of a computed namespace constructor was not a computed element constructor.

Action: Fix the namespace constructor to be inside an element constructor.

ORA-19263: XQST0043 - duplicate namespace prefix *string*

Cause: Two or more computed namespace constructors within the same computed element constructor attempted to bind the same namespace prefix.

Action: Remove the duplicate namespace definitions.

ORA-19264: XQDY0044 - invalid namespace in attribute constructors

Cause: A computed attribute constructor returned a QName that is in the pre-defined XML namespace (corresponding to namespace prefix xmlns).

Action: Change the namespace for the computed attribute constructor.

ORA-19265: XQST0045 - invalid or unknown prefix *string* in function declaration

Cause: The declared function name in a function declaration had no namespace prefix or had one of the predefined namespace prefixes other than local.

Action: Fix the function declaration to have the correct prefix.

ORA-19266: XQST0046 - invalid URI

Cause: The given URI contained a lexical form that was not valid according to the definition of xs:anyURI in XML Schema.

Action: Fix the URI.

ORA-19267: module *string* not found

Cause: The module with the given target URI could not be found.

Action: Fix the prolog to import only available modules.

ORA-19268: XQST0048 - namespace *string* does not match target namespace *string*

Cause: The module contained a function or variable whose namespace did not match the target namespace of the module.

Action: Fix the namespace of the function or variable to match the target namespace of the module.

ORA-19269: XQST0049 - variable *string* defined multiple times

Cause: The module defined or imported the same variable multiple times.

Action: Fix the import or the module definition to remove duplicate definitions.

ORA-19270: XPDY0050 - treat failed - expected *string* got *string*

Cause: The type of the operand to the treat expression did not match the required type.

Action: Fix the input operand to be of the correct type.

ORA-19271: XPST0051 - invalid atomic type definition

Cause: The QName used as an AtomicType in a SequenceType was not defined in the in-scope type definitions as an atomic type.

Action: Use the correct atomic type name.

ORA-19272: XQDY0052 - invalid atomic value in attribute or element constructor

Cause: The content of the element or attribute constructor included an atomic value that could not be cast into a string.

Action: Fix the content to contain atomic values that can be cast to a string.

ORA-19273: XQST0053 - empty string in namespace declaration

Cause: An empty string was used in a namespace declaration.

Action: Fix the namespace declaration to have a non-empty string.

ORA-19274: XQST0054 - variable initialization failed due to circularity

Cause: A circular definition was encountered when the variable was initialized.

Action: Remove the circularity in the initialization.

ORA-19275: XQST0055 - schema path *string* not found in list of in-scope schema definitions

Cause: The ElementTest specified a schema path that could not be found in the list of in-scope schema definitions.

Action: Include the appropriate schema that can be used to resolve the ElementTest.

ORA-19276: XPST0005 - XPath step specifies an invalid element/attribute name: (*string*)

Cause: The XPath step specified invalid element or attribute name that did not match any nodes according to the input XML schema or structure.

Action: Correct the element or attribute name as the name may be mis-spelled.

ORA-19277: XPST0005 - XPath step specifies an item type matching no node: (*string*)

Cause: The XPath step specified an item type that did not match any nodes according to the input XML schema or structure.

Action: Correct the item type definition as node of such type does not exist in the input XML schema or structure.

ORA-19278: Invalid value: (*string*) for type: (*string*)

Cause: The value was invalid for the type.

Action: Correct the value or change the type.

ORA-19279: XPTY0004 - XQuery dynamic type mismatch: expected singleton sequence - got multi-item sequence

Cause: The XQuery sequence passed in had more than one item.

Action: Correct the XQuery expression to return a single item sequence.

ORA-19280: XQuery dynamic type mismatch: expected atomic value - got node

Cause: A node was passed in to the expression where an atomic value was expected.

Action: Correct the XQuery expression to return an atomic value.

ORA-19281: XQST0055 - It is a static error if a Prolog contains more than one copy-namespaces declaration

Cause: The query prolog contained multiple copy-namespaces declarations.

Action: Remove the duplicate copy-namespaces declarations.

ORA-19282: XQST0068 - It is a static error if a Prolog contains more than one xmlspace declaration

Cause: The query prolog contained multiple xmlspace declarations.

Action: Remove the duplicate xmlspace declarations.

ORA-19283: XQST0031 - It is a static error if the version number specified in a version declaration is not supported by the implementation.

Cause: The query contained a version declaration not supported by this implementation.

Action: Change the version declaration to 1.0 which is the version supported by this implementation.

ORA-19284: Encoding specification in version declaration not supported

Cause: The query contained an encoding specification.

Action: Remove the encoding specification.

ORA-19285: FODC0002 - error retrieving resource

Cause: The URI provided could not be resolved to a valid resource.

Action: Provide a valid URI for a resource.

ORA-19286: XPST0017 - unable to resolve call to function - *string*

Cause: The name and arity of the function call given could not be matched with any in-scope function in the static context.

Action: Fix the name of the function or the number of parameters to match the list of in-scope functions.

ORA-19287: XPST0017 - invalid number of arguments to function - *string:string*

Cause: The name and arity of the function call given could not be matched with any in-scope function in the static context.

Action: Fix the name of the function or the number of parameters to match the list of in-scope functions.

ORA-19288: XPST0017 - invalid number of arguments to function - *string*

Cause: The name and arity of the function call given could not be matched with any in-scope function in the static context.

Action: Fix the name of the function or the number of parameters to match the list of in-scope functions.

ORA-19289: XQST0034 - function *string:string* declared or defined multiple times

Cause: Multiple functions declared or imported by a module had the same expanded QName and the same number of arguments.

Action: Fix the function declaration or definition to remove duplicates.

ORA-19290: XQST0069 - more than one empty order declaration declared in the prolog

Cause: A prolog had more than one empty order declaration.

Action: Fix the prolog to have just one empty order declaration.

ORA-19291: XPST0081 - specified QName cannot be expanded into a namespace URI

Cause: The namespace prefix of the QName could not be expanded into a namespace URI by using the statically known namespaces.

Action: Use a namespace prefix that can be resolved into a namespace URI from the statically known namespaces.

ORA-19292: XQST0057: It is a static error if a schema import binds a namespace prefix but does not specify a target namespace other than a zero-length string

Cause: An error occurred during the processing of the XQuery expression.

Action: Check the detailed error message for the possible causes.

ORA-19293: XQST0058: It is a static error if multiple schema imports specify the same target namespace

Cause: An error occurred during the processing of the XQuery expression.

Action: Check the detailed error message for the possible causes.

ORA-19294: XQST0059: It is a static error if an implementation is unable to process a schema or module import by finding a schema or module with the specified target namespace

Cause: An error occurred during the processing of the XQuery expression.

Action: Check the detailed error message for the possible causes.

ORA-19295: XQST0060: It is a static error if the name of a function in a function declaration is not in a namespace (expanded QName has a null namespace URI)

Cause: An error occurred during the processing of the XQuery expression.

Action: Check the detailed error message for the possible causes.

ORA-19296: XQDY0061: It is a dynamic error if the operand of a validate expression is a document node whose children do not consist of exactly one element node and zero or more comment and processing instruction nodes, in any order

Cause: An error occurred during the processing of the XQuery expression.

Action: Check the detailed error message for the possible causes.

ORA-19297: XQDY0064: It is a dynamic error if the value of the name expression in a computed processing instruction constructor is equal to "XML" (in any combination of upper and lower case)

Cause: An error occurred during the processing of the XQuery expression.

Action: Check the detailed error message for the possible causes.

ORA-19298: XQST0065: A static error is raised if a Prolog contains more than one ordering mode declaration

Cause: An error occurred during the processing of the XQuery expression.

Action: Check the detailed error message for the possible causes.

ORA-19299: XQST0066: A static error is raised if a Prolog contains more than one default element/type namespace declaration, or more than one default function namespace declaration

Cause: An error occurred during the processing of the XQuery expression.

Action: Check the detailed error message for the possible causes.

ORA-19300: Error occurred in uri processing*string*

Cause: An error occurred when processing the URL

Action: Check the given error message and fix the appropriate problem

ORA-19320: Host name not specified in HTTP URL

Cause: A host name was not specified in the HTTP url

Action: Specify a host name in the HTTP url when creating the URL string

ORA-19321: Could not open HTTP connection to host (*string*): port (*string*)

Cause: A HTTP connection could not be opened to the host

Action: Specify a valid host name and port to connect to

ORA-19322: An error occurred while reading from host (*string*): port (*string*)

Cause: An error occurred while reading from the HTTP host

Action: Specify a valid host name and port to read from

ORA-19323: Invalid url string

Cause: The URL must be a valid URL string

Action: Specify a valid url string

ORA-19330: Type '*string*','*string*' not installed. Please install the type before using the CREATE_DBURI operator

Cause: The type required for the CREATE_DBURI operator has not been installed correctly.

Action: Read the installation notes to install the type correctly.

ORA-19331: Last argument to CREATE_DBURI operator must be a column

Cause: The final argument to the CREATE_DBURI operator must be a column to which the reference is being created.

Action: Specify a valid column name in the query.

ORA-19332: Invalid column in the CREATE_DBURI operator

Cause: The argument to the CREATE_DBURI operator can only be a column.

Action: Specify a valid column name for the operator

ORA-19333: Invalid flags for the CREATE_DBURI operator

Cause: The flags argument given to the DBURI operator is invalid

Action: Specify a valid flag value (TEXT) for the DBURI operator

ORA-19334: Invalid column specification for CREATE_DBURI operator

Cause: All columns must be valid and pointing to the same table or view

Action: Specify valid list of columns that are from the same table or view.

ORA-19335: Invalid format type object

Cause: An invalid format type object was specified for the XML function

Action: Specify a valid format type object

ORA-19336: Missing XML root element

Cause: The XML being generated does not have an enclosing root element.

Action: The XML generated must have a root element

ORA-19361: ONLINE option not allowed with this type of index

Cause: The ONLINE option was specified to validate the structure of a system-generated metadata index

Action: The ONLINE option can not be used with system-generated metadata indexes such as an LOB index, an IOT Top index, an Index on Clusters etc., Run query without using the ONLINE option.

ORA-19371: invalid update option

Cause: The user attempted to call load_sqlset with an update option that is different than REPLACE and ACCUMULATE.

Action: Adjust the update option and retry the operation.

ORA-19372: invalid update condition

Cause: The user attempted to call load_sqlset with an invalid update condition.

Action: Check the update condition (e.g., NEW.COL1_NAME >= OLD.COL2_NAME) and retry the operation.

ORA-19373: invalid staging table or tablespace

Cause: The user attempted to create a staging table and specified an invalid staging table (or one that already exists) or tablespace

Action: Check the arguments and try again.

ORA-19374: invalid staging table

Cause: The user specified an invalid staging table to one of the pack, unpack, or remap stgtab routines, or the user does not have the correct privileges on the staging table

Action: Provide a correct staging table or grant the appropriate privileges

ORA-19375: no CREATE TABLE privilege on schema "*string*"

Cause: The user tried to create a staging table when he is missing the CREATE TABLE privilege on the specified schema.

Action: Grant the privilege to the user and retry

ORA-19376: no privileges on tablespace provided or tablespace is offline

Cause: The user tried to create a staging table on a tablespace on which he does not have any space allocated, or it is offline

Action: Allocate space on the tablespace, bring it online, and retry

ORA-19377: no "SQL Tuning Set" with name like "*string*" exists for owner like "*string*"

Cause: The user specified a filter to a pack/unpack function for the SQL Tuning Set that targets no STS in the SYS schema or the staging table, respectively

Action: Provide a different filter after checking the state of the system

ORA-19378: invalid mode

Cause: The user specified an invalid mode argument to the capture function.

Action: Provide a mode argument that was defined in the dbmssqlt file

ORA-19379: invalid time_limit or repeat_interval

Cause: Either a NULL value was specified for the time_limit or the repeat_interval value, or the repeat_interval value was greater than the time_limit value.

Action: Provide a non-NULL value and ensure that `time_limit` value is greater than or equal to the `repeat_interval` value.

ORA-19380: invalid plan filter

Cause: The user specified an invalid filter for the plan when calling the `select_sqlset` table function.

Action: Adjust the the filter to be one of the following values and retry the operation: `MAX_ELAPSED_TIME`, `MAX_CPU_TIME`, `MAX_DISK_READS`, `MAX_OPTIMIZER_COST`, `MAX_BUFFER_GETS`, `FIRST_LOADED` `LAST_LOADED`, `FIRST_GENERATED`, or `LAST_GENERATED`.

ORA-19381: cannot create staging table in SYS schema

Cause: The user attempted to create a staging table in the `sys` schema

Action: Create the table in another schema.

ORA-19384: cannot pack into staging table from previous version

Cause: An attempt was made to perform a pack operation on a staging table from a previous version.

Action: Create a staging table in the current version and retry the operation.

ORA-19385: staging table is empty

Cause: An attempt was made to perform an operation on an empty staging table.

Action: Check the staging table to ensure that it has rows.

ORA-19386: target object already exists for tuning task "*string*"

Cause: An attempt was made to set a target object for a tuning task when one had already been set.

Action: Create a new task if another target object is needed.

ORA-19387: "SQL Tuning Set" "*string*" belongs to another tuning task

Cause: The user attempted to tune a task-managed SQL Tuning Set belonging to one task within the scope of another task.

Action: Check the SQL Tuning Set and retry the operation.

ORA-19388: operation not supported for "SQL Tuning Set" type

Cause: The attempted operation was unsupported for the type of the given SQL Tuning Set.

Action: Check the SQL Tuning Set and retry the operation.

ORA-19389: LOB types are not supported for SQL binds

Cause: A LOB type was provided in a SQL bind list.

Action: Replace the LOB binds with legal bind types or try another SQL.

ORA-19390: The profile type is not valid

Cause: The profile type is not valid.

Action: Check the available profile types.

ORA-19400: System type conflict with object SYS.*string*

Cause: The user had an object with the same name as one of the system types. The system types were not initialized properly.

Action: Remove the conflicting object and rerun migration.

ORA-19500 to ORA-19998

ORA-19500: device block size *string* is invalid

Cause: the device block size returned by sequential I/O OSD is invalid

Action: If the block size was set by using the PARMS option of the Recovery Manager ALLOCATE CHANNEL command, then the specified block size must be changed. If no PARMS option was specified on the ALLOCATE CHANNEL command, then this is an internal error that should be reported to Oracle.

ORA-19501: read error on file "*string*", block number *string* (block size=*string*)

Cause: read error on input file

Action: check the file

ORA-19502: write error on file "*string*", block number *string* (block size=*string*)

Cause: write error on output file

Action: check the file

ORA-19503: cannot obtain information on device, name="*string*", type="*string*", parms="*string*"

Cause: call to get device information returned an error

Action: check device name, type and parameters

ORA-19504: failed to create file "*string*"

Cause: call to create file returned an error

Action: check additional messages, check access permissions.

ORA-19505: failed to identify file "*string*"

Cause: call to identify the file returned an error

Action: check additional messages, and check if the file exists.

ORA-19506: failed to create sequential file, name="*string*", parms="*string*"

Cause: call to create the sequential file returned an error

Action: check additional messages, check access permissions.

ORA-19507: failed to retrieve sequential file, handle="*string*", parms="*string*"

Cause: call to retrieve the sequential file returned an error

Action: check additional messages, and check if the file exists.

ORA-19508: failed to delete file "*string*"

Cause: call to delete the file returned an error

Action: check additional messages.

ORA-19509: failed to delete sequential file, handle="string", parms="string"

Cause: call to delete the sequential file returned an error

Action: check additional messages.

ORA-19510: failed to set size of string blocks for file "string" (block size=string)

Cause: call to resize the file returned an error

Action: check additional messages.

**ORA-19511: non RMAN, but media manager or vendor specific failure, error text:
\n string**

Cause: An error occurred in the media management software which is linked with the Oracle server to perform backup and restore in cooperation with Recovery Manager.

Action: If the text of message 19511 does not provide enough information to resolve the problem, then you should contact the vendor of the media management software.

ORA-19512: file search failed

Cause: Recovery manager or Oracle Server attempted to discover files that matched the specified pattern but failed.

Action: Check errors on the error stack for an explanation why the search for files could not be successfully executed.

ORA-19513: failed to identify sequential file

Cause: Unable to identify the sequential file.

Action: Check additional messages, and check if the file exists on media.

ORA-19525: tempfile for the clone database must be renamed

Cause: Opening a clone database failed because Oracle server forces the tempfile to be renamed, in order to avoid overwriting the primary tempfile.

Action: Rename the tempfiles manually or automatically by using the DB_FILE_NAME_CONVERT initialization parameter.

ORA-19526: only one location allowed for parameter string

Cause: A list of default locations was provided in an Oracle-managed files parameter.

Action: Edit the parameter to include a single location.

ORA-19527: physical standby redo log must be renamed

Cause: An attempt was made to clear redo log at a physical standby database. Clearing an OMF redo log will not work unless DB_CREATE_FILE_DEST, DB_CREATE_ONLINE_LOG_DEST_n or DB_RECOVERY_FILE_DEST parameter is specified. Clearing a non-OMF (or user-defined) redo log file will not work unless the LOG_FILE_NAME_CONVERT initialization parameter is set.

Action: Set DB_CREATE_FILE_DEST, DB_CREATE_ONLINE_LOG_DEST_n or DB_RECOVERY_FILE_DEST parameter for OMF redo log files and re-issue the operation that attempted to clear redo log. Set LOG_FILE_NAME_CONVERT parameter for non-OMF redo log files and re-issue the operation that attempted to clear redo log.

ORA-19528: redo logs being cleared may need access to files

Cause: The redo logs are being cleared. This procedure may need the files this operation is being applied to.

Action: Wait for the redo logs to be cleared.

ORA-19529: Pattern *string* in initialization parameter *string* has an Oracle Managed Files file name.

Cause: An attempt was made to convert a database file name to an Oracle Managed Files file name using DB_FILE_NAME_CONVERT, PDB_FILE_NAME_CONVERT or LOG_FILE_NAME_CONVERT initialization parameter. This was not a valid operation.

Action: Retry the operation with a pattern template instead of a full Oracle Managed Files file name.

ORA-19550: cannot use backup/restore functions while using dispatcher

Cause: Attempted to use backup/restore functions while connected to the dispatcher in a shared server. This is not allowed because the device that is used for backup and restore must remain allocated to a single process.

Action: Connect directly to the instance then re-execute the backup or restore function.

ORA-19551: device is busy, device type: *string*, device name: *string*

Cause: The indicated device could not be allocated because it is allocated to another session, or no device was named, or all devices of the requested type are busy.

Action: Either attempt to allocate another device or wait until the required device is no longer busy.

ORA-19552: device type *string* is invalid

Cause: The device type indicated is invalid.

Action: Supply a correct device type and retry the allocation.

ORA-19553: device name *string* is invalid

Cause: The device name indicated is invalid.

Action: Supply a correct device name and retry the allocation.

ORA-19554: error allocating device, device type: *string*, device name: *string*

Cause: The specified device could not be allocated.

Action: One or more other messages should be displayed to help pinpoint the cause of the error. Correct the error and retry the allocation.

ORA-19555: invalid LOG_ARCHIVE_MIN_SUCCEED_DEST parameter value

Cause: The value of parameter LOG_ARCHIVE_MIN_SUCCEED_DEST was not set within the valid range.

Action: Specify a correct value for parameter LOG_ARCHIVE_MIN_SUCCEED_DEST. If the archive log parameters LOG_ARCHIVE_DEST or LOG_ARCHIVE_DUPLEX_DEST are in use, set parameter LOG_ARCHIVE_MIN_SUCCEED_DEST to either 1 or 2.

ORA-19556: required destination LOG_ARCHIVE_DUPLEX_DEST currently is deferred

Cause: The destination for parameter LOG_ARCHIVE_DUPLEX_DEST was deferred when it was required to be enabled. The destination was deferred automatically when an ALTER SYSTEM command for parameter LOG_ARCHIVE_DEST defined a destination which duplicated an existing LOG_ARCHIVE_DUPLEX_DEST parameter destination.

Action: Change the destination value for the LOG_ARCHIVE_DUPLEX_DEST parameter.

ORA-19557: device error, device type: *string*, device name: *string*

Cause: An error occurred in the platform-specific device code

Action: One or more other messages should be displayed to help pinpoint the cause of the error. Correct the error and retry the allocation.

ORA-19558: error de-allocating device

Cause: The specified device could not be de-allocated.

Action: One or more other messages should be displayed to help pinpoint the cause of the error. Correct the error and retry the allocation.

ORA-19559: error sending device command: *string*

Cause: An error occurred while sending the indicated command to the session device.

Action: One or more other messages should be displayed to help pinpoint the cause of the error. Correct the error and retry the allocation.

ORA-19560: *string* is not a valid device limit name

Cause: An invalid name of device limit was specified in a call to DBMS_BACKUP_RESTORE.SETLIMIT.

Action: Use one of the device limit names described in dbmsbkrs.sql

ORA-19561: *string* requires a DISK channel

Cause: The attempted command requires that a DISK device channel be allocated to the session, but a non-DISK device was found.

Action: Deallocate the current device and allocate a DISK channel, then then retry the command.

ORA-19562: file *string* is empty

Cause: The indicated file, which is an archived log, control file, or datafile was found to be empty during a copy, backup, or scan] operation.

Action: Ensure that the correct files are being specified for the copy or backup operation.

ORA-19563: *string* header validation failed for file *string*

Cause: When opening the file to be placed in a copy or backup set, to be inspected, or used as the target for an incremental restore, its header was not recognized as a valid file header for a file of the indicated type (datafile, archived log, or control file) belonging to the current database.

Action: Ensure that the correct files are being specified for the copy or backup operation.

ORA-19564: error occurred writing *string* bytes at block number *string*

Cause: An error occurred while writing to a file.

Action: One or more other messages should be displayed to help pinpoint the cause of the error. Correct the error if possible, then retry the copy, backup, or restore operation.

ORA-19565: BACKUP_TAPE_IO_SLAVES not enabled when duplexing to sequential devices

Cause: An attempt was made to specify duplexing to sequential devices, but the BACKUP_TAPE_IO_SLAVES initialization parameter was not enabled.

Action: Specify `BACKUP_TAPE_IO_SLAVES=TRUE` in the `INIT.ORA` file, or do not specify duplexing to sequential devices.

ORA-19566: exceeded limit of *string* corrupt blocks for file *string*

Cause: The user specified limit of allowable corrupt blocks was exceeded while reading the specified datafile for a datafile copy or backup.

Action: None. The copy or backup operation fails. The session trace file contains detailed information about which blocks were corrupt.

ORA-19567: cannot shrink file *string* because it is being backed up or copied

Cause: An `ALTER` statement attempted to reduce the size of the indicated file while the same file is being backed up or copied.

Action: Retry the resize after the backup or copy is complete.

ORA-19568: a device is already allocated to this session

Cause: A device cannot be allocated to a session if another device is already allocated.

Action: Deallocate the current device

ORA-19569: no device is allocated to this session

Cause: An operation was attempted which requires a device to be allocated to the current session, and there is no device allocated.

Action: Allocate a device then retry the operation.

ORA-19570: file number *string* is outside valid range of 1 through *string*

Cause: A file number used in a copy, backup, or restore operation is not valid for the current database.

Action: Specify a valid file number.

ORA-19571: *string* RECID *string* STAMP *string* not found in control file

Cause: The input file specified for a copy or backup operation could not be opened because the record describing the file is not found in the control file.

Action: Specify a correct RECID/STAMP and retry the copy or backup.

ORA-19572: cannot process file *string*, file is being being resized

Cause: The input file specified for a copy or backup operation could not be opened because the file is being resized.

Action: Wait for the resize to complete then retry the copy or backup.

ORA-19573: cannot obtain *string* enqueue for datafile *string*

Cause: The file access enqueue could not be obtained for a file specified in a backup, copy or restore operation. If the enqueue type shown is 'shared', then the file is the input file for a backup or copy. If the type is 'exclusive', then the file is the output file for a datafile copy or restore which is attempting to overwrite the currently active version of that file - in this case, the file must be offline or the database must be closed. If the type is 'read-only', then you are attempting to back up or copy this file while the database is in NOARCHIVELOG mode.

Action: Wait until the conflicting operation is complete, then retry the copy or backup. If the database is in NOARCHIVELOG mode, then all files being backed up must be closed cleanly.

ORA-19574: output file name must be specified

Cause: This type of copy or restore requires an output file name.

Action: Specify an output file name and retry the copy.

ORA-19575: expected *string* blocks in file *string*, found *string*

Cause: During a backup, restore, copy, or scan operation, the indicated file did not contain as many blocks as were indicated in the file header.

Action: The input copy or backup piece is probably corrupt. If another backup or copy exists of the file that is being restored, then the corrupt file can be deleted from the recovery catalog and the operation can be restarted.

ORA-19576: datafile *string* not defined in control file

Cause: The specified file number was not found in the control file.

Action: Specify a correct file number and retry the operation.

ORA-19577: file *string* is MISSING

Cause: A COPYDATAFILECOPY, RESTOREDATAFILETO or PROXYRESTOREDATAFILE function specified a file number but no output file name, indicating that the output file name should be taken from the control file. However, the control file entry for this file indicates that it was created for a file that was present in the data dictionary but not named during the last CREATE CONTROLFILE statement, so the name in the control file cannot be used for restoration.

Action: Either specify an output file name or issue a SQL RENAME command to enter a valid name for this file in the control file.

ORA-19578: end of volume while duplexing to sequential files, backup piece incomplete

Cause: An end of volume (EOV) condition was detected while duplexing to sequential files, and this condition cannot be handled currently.

Action: Before retrying the backup, make sure the backup pieces will fit in the volume, or disable duplexing.

ORA-19579: archived log record for *string* not found

Cause: No archived log record corresponding to input file could be found in the control file.

Action: Specify a valid archived log file name and retry the operation.

ORA-19580: *string* conversation not active

Cause: A backup or restore operation was attempted before a conversation was started.

Action: Start a conversation then retry the operation.

ORA-19581: no files have been named

Cause: An attempt was made to proceed from the file naming phase to the piece processing phase of a backup or restore conversation before any files have been specified for backup or restore.

Action: Specify some files then retry the operation.

ORA-19582: archived log file header validation for *string* failed

Cause: Archived log file header is corrupt and could not be validated.

Action: Provide a valid archived log file and retry the operation.

ORA-19583: conversation terminated due to error

Cause: An error occurred which forced the termination of the current backup or restore conversation.

Action: There should be other error messages to help identify the cause of the problem. Correct the error and begin another conversation.

ORA-19584: file *string* already in use

Cause: The indicated file, which was specified as the target for a copy, restore, or delete operation is already in use by the database.

Action: Specify a different name and retry the operation.

ORA-19585: premature end of volume on piece *string*

Cause: While creating the indicated backup piece, an end-of-volume condition was encountered before all of the backup set control data was written to the backup piece. This is most likely a media error, because the amount of backup set control data is very small in relation to the total amount of data in a backup set.

Action: Retry the piece with a larger piece of output media.

ORA-19586: *string* k-byte limit is too small to hold piece directory

Cause: The user-specified limit for MAXPIECESIZE for this channel is not enough to hold the backup set control data.

Action: Allocate a channel specifying a larger value for MAXPIECESIZE and retry the operation.

ORA-19587: error occurred reading *string* bytes at block number *string*

Cause: An error occurred while reading from a file.

Action: One or more other messages should be displayed to help pinpoint the cause of the error. Correct the error then retry the copy, backup, or restore operation.

ORA-19588: *string* RECID *string* STAMP *string* is no longer valid

Cause: The indicated record has been marked as deleted. This indicates that the corresponding file has either been overwritten by another copy or restore, or that the copy was 'consumed' by a SWITCHTOCOPY operation.

Action: If you know the name of the file you wish to copy, then inspect it and then retry the copy specifying the new RECID.

ORA-19589: *string* is not a snapshot or backup control file

Cause: The control file that is the source for a backup or copy operation is not a snapshot or backup control file.

Action: Specify the name of a snapshot or backup control file.

ORA-19590: conversation already active

Cause: You tried to begin a backup or restore conversation, but another conversation is already active in this session.

Action: Either continue the current conversation, or call BACKUPCANCEL or RESTORECANCEL to end the current conversation before starting a new one.

ORA-19591: backup aborted because job time exceeded duration time

Cause: You tried to backup with duration option and the time provided was not sufficient to complete the backup.

Action: Adjust the duration time and re-run the command. Or run the backup command without duration option.

ORA-19592: wrong *string* conversation type

Cause: You attempted to specify a type of file to be backed-up or restored, but the current conversation cannot process this type of file. For example, you specified an archived log to be included in a datafile backup set. The specified file will not be included in the backup or restore operation.

Action: No action required - the conversation is still active, and more files can be specified.

ORA-19593: datafile number *string* already included as *string*

Cause: This datafile is already specified for inclusion in this backup or restore conversation. A backup or restore conversation may process only a single instance of a datafile.

Action: No action required - the conversation is still active, and more files can be specified.

ORA-19594: control file already included as *string*

Cause: The control file is already specified for inclusion in this backup or restore conversation. A backup or restore conversation may process only a single instance of the control file.

Action: No action required - the conversation is still active, and more files can be specified.

ORA-19595: archived log *string* already included in backup conversation

Cause: The indicated archived log has already been specified for inclusion in this backup conversation.

Action: No action required - the conversation is still active, and more files can be specified.

ORA-19596: SPFILE already included

Cause: The SPFILE is already specified for inclusion in this backup or restore conversation. A backup or restore conversation may process only a single instance of the SPFILE.

Action: No action required - the conversation is still active, and more files can be specified.

ORA-19597: file *string* block size *string* does not match set block size of *string*

Cause: A file was specified for inclusion in a backup set but it has a logical block size different from the rest of the files in the backup set. All files in a backup set must have the same logical block size.

Action: Specify a file that has the same block size as the rest of the files in the backup set. The conversation is still active and more files can be specified.

ORA-19598: can not backup SPFILE because the instance was not started with SPFILE

Cause: A backup command requested a backup of the SPFILE, but no SPFILE was used to startup the instance.

Action: Create an SPFILE and re-start the instance using the SPFILE.

ORA-19599: block number *string* is corrupt in *string string*

Cause: A corrupt block was found in a control file, archived log, or backup piece that is being read for a backup or copy. Corruption shall not be tolerated in control files, archived logs, or backup pieces.

Action: None. The copy or backup operation fails. Note that in the case of a backup set, the conversation is still active and the piece may be retried.

ORA-19600: input file is *string string (string)*

Cause: This message identifies the input file for a failed copy operation. Both the file number and name (if the name has been determined) are shown. For a datafile, the file number refers to the datafile's absolute file number as shown in the DBA_DATA_FILES view. For a datafile copy, the file number refers to the copy's control file record number as shown in the RECID column of the V\$DATAFILE_COPY view. For an archived log, the file number refers to the log's control file record number as shown in the RECID column of the V\$ARCHIVED_LOG view.

Action: See other error message.

ORA-19601: output file is *string string (string)*

Cause: This message identifies the output file for a failed copy operation. The fields are as described in message 19600. When creating a new datafile copy, its control file record number may not have been determined when the message is printed. In that case, the record number shown is zero.

Action: See other error message.

ORA-19602: cannot backup or copy active file in NOARCHIVELOG mode

Cause: You tried to copy or backup a file that was not closed cleanly, and the database was in NOARCHIVELOG mode. This is not allowed because when restored, the file will require redo application before it is usable, and redo is not currently being saved beyond the contents of the online redo logs.

Action: Take the tablespace offline clean or close the database and retry the copy or backup.

ORA-19603: cannot backup or copy active file with KEEP .. UNRECOVERABLE option

Cause: The user tried to copy or backup a file that was not closed cleanly, with KEEP .. UNRECOVERABLE option. This is not allowed because when restored, the file will require redo application before it is usable, and redo will not be saved because of KEEP .. UNRECOVERABLE option.

Action: Take the tablespace offline cleanly, or close the database and retry the copy or backup.

ORA-19604: conversation file naming phase is over

Cause: A call was made to specify a file to be backed up or restored after the first backup piece has been processed.

Action: You cannot specify more files to be processed during a backup or restore conversation after the first backup piece has been processed. If more files must be specified, you must begin a new conversation.

ORA-19605: input file name must be specified

Cause: The input file name was not specified for a control file copy operation.

Action: Specify an input file name and retry the operation.

ORA-19606: Cannot copy or restore to snapshot control file

Cause: A control file copy or restore operation specified the name of the snapshot control file as the output file. It is not permitted to overwrite the snapshot control file in this manner. Other methods are available to create the snapshot control file.

Action: Specify a different file name and retry the operation. If this is a restore, then the restore conversation remains active and more files may be specified.

ORA-19607: *string* is an active control file

Cause: A control file copy, restore, or backup specified the name of a control file named in the INIT.ORA file as the input or output file.

Action: Specify a different file name and retry the operation. If this is a backup or restore conversation, then the conversation remains active and more files may be specified.

ORA-19608: *string* is not a backup piece

Cause: The specified file is not a backup piece produced by the DBMS_BACKUP_RESTORE package. Either the first block of the backup piece is corrupt or this file is not a backup piece.

Action: Specify a different file name and retry the operation.

ORA-19609: *string* is from different backup set: stamp *string* count *string*

Cause: The specified file is not from the backup set which is currently being processed. It is part of a different backup set. The identification of the set containing this piece is shown.

Action: Specify the correct backup piece and retry the operation.

ORA-19610: directory block *string* is corrupt

Cause: The indicated directory block failed checksum validation. This backup piece is unusable.

Action: Supply another copy of the same backup piece, or terminate the restore conversation.

ORA-19611: backup piece out of order. Expected *string* but found *string*

Cause: This backup piece is out of sequence.

Action: Supply the correct backup piece.

ORA-19612: datafile *string* not restored due to *string*

Cause: The indicated file could not be restored, because all of its data blocks were not found in the backup piece.

Action: The restore conversation remains active, and the current piece must be re-processed. If the failure cannot be resolved by re-processing the current piece, then the restore conversation must be cancelled.

ORA-19613: datafile *string* not found in backup set

Cause: The indicated file could not be restored, because it is not in this backup set. If the file number is zero, then this refers to the control file.

Action: This message is issued when the directory from the first backup piece is read and one or more files named for restoration were not found. The restore conversation is still active, but no data has been read and you must supply the first backup piece of a backup set that contains all of the requested files.

ORA-19614: archived log thread *string* sequence *string* not found in backup set

Cause: The indicated archived log file was named explicitly for restoration but is not contained in this backup set.

Action: This message is issued when the directory from the first backup piece is read and one or more files named for restoration were not found. The restore conversation is still active, but no data has been read and you must supply the first backup piece of a backup set that contains all of the requested files.

ORA-19615: some files not found in backup set

Cause: Some files that were specified for restoration were not found in the backup set directory. Message 19613 or 19614 is issued for each file that was not found.

Action: See the instructions for message 19613.

ORA-19616: output file name must be specified if database not mounted

Cause: A datafile restore specified no target file name, but the database is not mounted. The database must be mounted when no target file name is specified, so that the target file name can be obtained from the control file.

Action: The restore conversation remains active. If you wish to restore datafiles without their target file names, then mount the database before continuing. Otherwise, a target file name must be specified on all datafile restoration calls.

ORA-19617: file *string* contains different RESETLOGS data

Cause: The indicated file contains RESETLOGS data which is different from the archived log files which are already included in the backup set. All archived log files in a backup set must have the same RESETLOGS data.

Action: The restore conversation remains active, and you may continue to specify archived log files for inclusion in the backup set.

ORA-19618: cannot name files after RESTOREVALIDATE has been called

Cause: A call was made to specify a file to restore from a backup set, but a previous call to RESTOREVALIDATE has already been made.

Action: You must cancel and restart the conversation if you wish to specify files to restore.

ORA-19619: cannot call RESTOREVALIDATE after files have been named

Cause: RESTOREVALIDATE was called after some files had already been specified for restoration.

Action: You must cancel and restart the conversation if you wish to call RESTOREVALIDATE.

ORA-19620: *string* is not of *string* type

Cause: When opening the file to be placed in a copy or backup set, to be inspected, or used as the target for an incremental restore, its header was not recognized as a valid file header for a file of the indicated type (datafile, archived log, or control file) belonging to the current database.

Action: The indicated file cannot be processed. Ensure that the correct files are being specified for the copy or backup operation.

ORA-19621: archived log range has already been specified

Cause: A range of logs has already been specified. Only one SCN range may be specified per conversation.

Action: The restore conversation remains active and more logs may be specified by thread and sequence number, if desired.

ORA-19622: archived log thread *string* sequence *string* not restored due to *string*

Cause: The indicated file could not be restored, because all of its data blocks were not found in the backup piece.

Action: The restore conversation remains active, and the current piece must be re-processed. If the failure cannot be resolved by re-processing the current piece, then the restore conversation must be cancelled.

ORA-19623: file *string* is open

Cause: A SWITCHTOCOPY operation specified a datafile copy whose parent datafile is open.

Action: Take the owning tablespace offline or close the database, then retry the operation.

ORA-19624: operation failed, retry possible

Cause: A backup, restore or image copy operation failed with an I/O error. If the source of the I/O error can be corrected, then the operation may be retried.

Action: This message is used by recovery manager to decide whether or not to retry the operation.

ORA-19625: error identifying file *string*

Cause: A file specified as input to a copy or backup operation, or as the target for an incremental restore, could not be identified as an Oracle file. The file may have been deleted or moved so that it is no longer accessible to RMAN. An operating system-specific error accompanies this error to help pinpoint the problem.

Action: Specify a different file and retry the operation. If the problem file has simply been deleted or moved, you can run crosscheck to allow RMAN to update its metadata with the correct file status.

ORA-19626: backup set type is *string* - can not be processed by this conversation

Cause: The data in the backup set is not compatible with the current conversation.

Action: Either supply the first piece from a backup set that matches the current conversation or start a new restore conversation which can process this backup set.

ORA-19627: cannot read backup pieces during control file application

Cause: This is a control file restore conversation, which is using the offline range information from one or more control files to update datafile checkpoint data. Backup sets are not used during this type of conversation.

Action: The conversation is still active and more control files may be applied.

ORA-19628: invalid SCN range

Cause: The starting SCN for RESTOREREDOLOGRANGE is greater than the ending SCN.

Action: Specify a starting SCN which is less than or equal to the ending SCN.

ORA-19629: no files in specified archived log SCN range

Cause: This backup set contains no files in the specified range.

Action: Either supply a backup set that contains files in the correct range or start a new conversation and specify a range which will select some files from this backup set.

ORA-19630: end of volume encountered while copying backup piece

Cause: While copying a backup piece from the OS native file system to an output device, the output device encountered end-of-volume.

Action: The copy fails. This could happen if a tape was used which is not large enough to hold the entire backup piece.

ORA-19631: archived log record contains no file name

Cause: This archived log record represents a switch into an active log that took place without archiving its prior contents. The prior contents of the log file are lost.

Action: Specify the RECID of an archived log record that contains a file name. Fixed view v\$archived_log can be used to examine the archived logs.

ORA-19632: file name not found in control file

Cause: The name passed to GETFNO was not found in the control file.

Action: Supply a valid file name.

ORA-19633: control file record *string* is out of sync with recovery catalog

Cause: The control file record describing the file to be deleted in a call to DELETEBACKUPPIECE, DELETEDATAFILECOPY, PROXYDELETE or DELETEARCHIVEDLOG does not match the validation data supplied by recovery manager.

Action: contact Oracle support

ORA-19634: file name required for this function

Cause: The FNAME or HANDLE parameter was not specified for DELETEDPIECE, DELETEDATAFILECOPY, DELETEDEREDOLOG or PROXYDELETE.

Action: Specify the FNAME or HANDLE parameter when calling these functions.

ORA-19635: input and output file names are identical: *string*

Cause: Identical input and output file names were specified for a datafile copy operation.

Action: Specify an output file name which is different from the input file name.

ORA-19636: archived log thread *string* sequence *string* already included

Cause: The indicated archived log has already been specified for inclusion in this restore conversation. A restore conversation may process only one copy of any archived log.

Action: No action required - the conversation is still active, and more files can be specified.

ORA-19637: BACKUPPIECECREATE requires file name when using DISK device

Cause: The session device is currently allocated to disk, and so a file name is required.

Action: Supply a file name and retry the operation.

ORA-19638: file *string* is not current enough to apply this incremental backup

Cause: The checkpoint of the target for this incremental backup is less than the start of the incremental backup. If this backup were applied, then any changes made between the datafile checkpoint and the start of the incremental backup could be lost.

Action: Supply a backup set that can be applied and retry the operation.

ORA-19639: file *string* is more current than this incremental backup

Cause: The checkpoint of the target for this incremental backup is greater than or equal to the checkpoint of the file in the incremental backup set. This backup cannot advance the checkpoint of the target file, so there is no point in applying it.

Action: Supply a backup set that can be applied and retry the operation.

ORA-19640: datafile checkpoint is SCN *string* time *string*

Cause: This message identifies the datafile checkpoint for a datafile that was too old to take an incremental backup from, or the target of an incremental restore that could not be applied.

Action: See other error message.

ORA-19641: backup datafile checkpoint is SCN *string* time *string*

Cause: This message identifies the checkpoint of a datafile in an incremental backup set that could not be applied.

Action: See other error message.

ORA-19642: start SCN of incremental backup is *string*

Cause: This message identifies the starting SCN of an incremental backup that could not be applied.

Action: See other error message.

ORA-19643: datafile *string*: incremental-start SCN is too recent

Cause: The incremental-start SCN which was specified when starting an incremental datafile backup is greater than the datafile checkpoint SCN, which could cause some blocks to be missed.

Action: Specify a smaller incremental-start SCN.

ORA-19644: datafile *string*: incremental-start SCN is prior to RESETLOGS SCN *string*

Cause: The incremental-start SCN which was specified when starting an incremental datafile backup is less than the RESETLOGS SCN.

Action: Specify a larger incremental-start SCN.

ORA-19645: datafile *string*: incremental-start SCN is prior to creation SCN *string*

Cause: The incremental-start SCN which was specified when starting an incremental datafile backup is less than the datafile's creation SCN.

Action: Specify a larger incremental-start SCN.

ORA-19646: cannot change size of datafile *string* from *string* to *string*

Cause: Restore needs to adjust the size of the file as indicated, but the file size adjustment failed.

Action: Examine the other messages which should be present to indicate the cause of the failure.

ORA-19647: non-zero LEVEL cannot be specified when INCREMENTAL is FALSE

Cause: BACKUPSETDATAFILE was called with a non-zero backup_level and a FALSE incremental indication.

Action: Either set incremental to TRUE or change backup_level to zero.

ORA-19648: datafile *string*: incremental-start SCN equals checkpoint SCN

Cause: The incremental-start SCN which was specified when starting an incremental datafile backup is equal to the datafile's checkpoint SCN. Since an incremental backup can only be applied to a datafile whose checkpoint SCN is between the backup set incremental-start SCN (inclusive) and the backup set checkpoint SCN (exclusive), there is no datafile that this backup set could ever be applied to.

Action: Specify a smaller incremental-start SCN. NOTE that this message will usually only be encountered by the user while taking an incremental backup with Recovery Manager. Recovery Manager should intercept all usual cases of this error and simply ignore the incremental backup for this file. So, if you do encounter this error, please report it to Oracle Support.

ORA-19649: offline-range record RECID *string* STAMP *string* not found in file *string*

Cause: APPLYOFFLINERANGE was called with a RECID/STAMP which was not found in the indicated control file. This probably means that the specified control file is no longer the same control file that Recovery Manager thinks it is.

Action: Specify the RECID/STAMP of a record that exists in the control file copy.

ORA-19650: Offline-range record RECID *string* STAMP *string* in file *string* has SCN *string*

Cause: This messages identifies the offline-clean SCN from the indicated offline-range record in the indicated file.

Action: See other error message.

ORA-19651: cannot apply offline-range record to datafile *string*: SCN mismatch

Cause: APPLYOFFLINERANGE cannot apply an offline-range record to a target datafile unless the datafile's checkpoint SCN exactly matches the offline-clean SCN in the specified offline-range record.

Action: Specify an offline-range record whose offline-clean SCN matches the target datafile's checkpoint.

ORA-19652: cannot apply offline-range record to datafile *string*: file is fuzzy

Cause: The target datafile for an APPLYOFFLINERANGE call is fuzzy.

Action: Specify a target datafile that is closed cleanly.

ORA-19653: cannot switch to older file incarnation

Cause: SWITCHTOCOPY was called with a datafile copy for a datafile that was dropped prior to the time this control file was backed up.

Action: Restore and mount an earlier control file. It is acceptable to use a control file that was backed up prior to the creation of the specified datafile.

ORA-19654: must use backup control file to switch file incarnations

Cause: This SWITCHTOCOPY operation is attempting to switch incarnations of a datafile, but the currently mounted control file is not a backup control file.

Action: Restore and mount a backup control file.

ORA-19655: cannot switch to incarnation with different RESETLOGS data

Cause: This SWITCHTOCOPY operation is attempting to switch to a datafile which comes from a different RESETLOGS version of the database.

Action: Either restore a backup control file that was taken from the same database version as the target datafile copy, or switch to a different datafile copy.

ORA-19656: cannot backup, copy, or delete online log *string*

Cause: The indicated log file is an active log. You can only backup, copy, or delete archived logs.

Action: The indicated log file cannot be processed - select another file.

ORA-19657: cannot inspect current datafile *string*

Cause: The file being inspected is already part of the currently mounted database.

Action: None - the file is already part of the database.

ORA-19658: cannot inspect *string* - file is from different RESETLOGS

Cause: The RESETLOGS data in the log file being inspected does not match that in the currently mounted control file.

Action: The indicated file cannot be processed - inspect another file.

ORA-19659: incremental restore would advance file *string* past RESETLOGS

Cause: This incremental backup cannot be applied to the specified datafile, because the datafile is from an earlier incarnation of the database, and its checkpoint would be advanced too far to be recoverable in the current incarnation of the database.

Action: This incremental cannot be applied to this datafile. If you wish to recover the file to the RESETLOGS SCN so that the database can be opened with the RESETLOGS option, then you must use redo-log recovery, not incremental restore, to continue recovering this file.

ORA-19660: some files in the backup set could not be verified

Cause: A restore conversation was made to verify all the files in a backup set, and the files which were printed in messages 19661 or 19662 could not be verified because corrupt blocks for those files were found in the backup set.

Action: Unless the damage to the backup set can be repaired, the indicated files cannot be restored from this backup set.

ORA-19661: datafile *string* could not be verified

Cause: Some data blocks for the indicated datafile were corrupt in the backup set.

Action: Unless the damage to the backup set can be repaired, the indicated datafile cannot be restored from this backup set.

ORA-19662: archived log thread *string* sequence *string* could not be verified

Cause: Some data blocks for the indicated archived log were corrupt in the backup set.

Action: Unless the damage to the backup set can be repaired, the indicated archived log cannot be restored from this backup set.

ORA-19663: cannot apply current offline range to datafile *string*

Cause: An attempt was made to apply the current offline range to the specified datafile, but the datafile is either not current enough or is not at the correct SCN to apply the offline range.

Action: The datafile remains unchanged.

ORA-19664: file type: *string*, file name: *string*

Cause: This message is issued to identify the file which is the subject of an error.

Action: None - this is an informational message. There should be other Oracle messages explaining the cause of the error.

ORA-19665: size *string* in file header does not match actual file size of *string*

Cause: The size of the file as indicated in the file header does not match the true size of the file. The two differing sizes are shown in units of logical blocks.

Action: This file is not usable - it has most likely been truncated.

ORA-19666: cannot do incremental restore of the control file

Cause: The control file was included in an incremental restore conversation

Action: If you wish to restore the control file, you must do a full restore of the control file

ORA-19667: cannot do incremental restore of datafile *string*

Cause: The backup of the datafile is a full backup

Action: If you wish to restore the datafile, you must do a full restore of the datafile

ORA-19668: cannot do full restore of datafile *string*

Cause: The backup of the datafile is an incremental backup

Action: If you wish to restore the datafile, you must do an incremental restore of the datafile

ORA-19669: proxy copy functions cannot be run on DISK channel

Cause: A proxy copy procedure was called, but the device which is allocated to the current session has type DISK.

Action: Allocate a non-DISK channel and retry the operation. Note that proxy copy requires a 3rd-party media management software product that supports the this backup/restore feature.

ORA-19670: file *string* already being restored

Cause: A proxy restore function has already named this file as a restore destination.

Action: Use a different file name. If this message occurs during a recovery manager job, then this is an internal error in recovery manager, and you should contact Oracle support.

ORA-19671: media management software returned invalid proxy handle

Cause: During a proxy backup or restore, the media management software returned an invalid file handle.

Action: This is an internal error in the media management software which is linked with Oracle to provide backup/restore services. Contact the media management software vendor.

ORA-19672: media management software returned invalid file status

Cause: During a proxy backup or restore, the media management software returned an invalid file status.

Action: This is an internal error in the media management software which is linked with Oracle to provide backup/restore services. Contact the media management software vendor.

ORA-19673: error during proxy copy of file *string*

Cause: During a proxy backup or restore, an error occurred while copying this file, but other files may have been copied successfully.

Action: There should be other errors on the error stack which explain why the file could not be successfully copied.

ORA-19674: file *string* is already being backed up with proxy copy

Cause: Recovery manager attempted to back up the specified file with proxy copy, but the file is already being backed up by another recovery manager job.

Action: Wait until the other recovery manager backup of this file is complete, then retry the backup.

ORA-19675: file *string* was modified during proxy copy

Cause: A proxy backup of the specified file failed because the file was brought on-line or otherwise modified while the proxy backup was in progress. This file was off-line or read-only when the backup began, so the file was not put into hot-backup mode, therefore no modifications are permitted while the backup is in progress.

Action: Take another backup of this file.

ORA-19676: one or more files failed during proxy backup or restore

Cause: During a proxy backup or restore, errors were encountered while processing some files. The files for which no error messages are shown were processed successfully.

Action: Examine the messages regarding the specific files to determine the cause of the problems.

ORA-19677: RMAN configuration name exceeds maximum length of *string*

Cause: The configuration name string exceeds maximum length.

Action: Supply a correct configuration name and retry the function.

ORA-19678: RMAN configuration value exceeds maximum length of *string*

Cause: The configuration value string exceeds maximum length.

Action: Supply a correct configuration value and retry the operation.

ORA-19679: RMAN configuration number *string* is outside valid range of 1 through *string*

Cause: An invalid RMAN Configuration number was specified.

Action: Specify a correct datafile number and retry the operation.

ORA-19680: some blocks not recovered. See trace file for details

Cause: Some blocks are not recovered during block media recovery.

Action: See trace files for details of the problem.

ORA-19681: block media recovery on control file not possible

Cause: file number 0 specified in block media recovery

Action: check file number

ORA-19682: file *string* not in block media recovery context

Cause: Internal error

Action: n/a

ORA-19683: real and backup block size of file *string* are unequal

Cause: block size changed between backup & real file

Action: use right backup

ORA-19684: block media recovery failed because database is suspended

Cause: Database is suspended, probably by an ALTER SYSTEM SUSPEND statement

Action: Execute ALTER SYSTEM RESUME then retry block media recovery

ORA-19685: SPFILE could not be verified

Cause: Some data blocks for the SPFILE were corrupt in the backup set.

Action: Unless the damage to the backup set can be repaired, the SPFILE cannot be restored from this backup set.

ORA-19686: SPFILE not restored due to *string*

Cause: The indicated file could not be restored, because some of its data blocks were not found in the backup piece.

Action: Unless the damage to the backup set can be repaired, the SPFILE cannot be restored from this backup set.

ORA-19687: SPFILE not found in backup set

Cause: The SPFILE could not be restored, because it is not in this backup set.

Action: This message is issued when the directory from the first backup piece is read and one or more files named for restoration were not found in the piece. You must supply the first backup piece of a backup set that contains the requested file.

ORA-19688: control file AUTOBACKUP format(*string*) for *string* does not have %F

Cause: control file AUTOBACKUP format must contain %F for the device.

Action: Change control file format using RMAN command CONFIGURE CONTROLFILE BACKUP FORMAT FOR DEVICE TYPE *type* TO *format*.

ORA-19689: cannot have more than one %F in control file AUTOBACKUP format(%0!s) for %1!s

Cause: control file AUTOBACKUP format contains more than one %F for the device.

Action: Change control file format using RMAN command CONFIGURE CONTROLFILE BACKUP FORMAT FOR DEVICE TYPE *type* TO *format*.

ORA-19690: backup piece release *string* incompatible with Oracle release *string*

Cause: The backup piece was created by incompatible software.

Action: Either restart with a compatible software release or create another backup using the current release.

ORA-19691: *string* is from different database: id=*string*, name=*string*

Cause: The database name or database id in backup piece header does not match the one in control file.

Action: Supply the correct backup piece belonging to this database.

ORA-19692: missing creation stamp on piece *string*

Cause: The backup piece doesn't have information about creation stamp.

Action: Supply another backup piece which is created by oracle 9i or later version.

ORA-19693: backup piece *string* already included

Cause: This backup piece was already specified for inclusion in the restore conversation. A restore conversation may process only a single instance of a backup piece.

Action: Remove the specified duplicate backup piece in restore steps and restart the conversation.

ORA-19694: some changed blocks were not found in the change tracking file

Cause: A backup or copy found that some changed blocks had not been recorded in the change tracking file. The details of which files and blocks are affected will be in an Oracle trace file.

Action: This indicates that there is a problem with the change tracking feature. Disable change tracking and re-start the backup.

ORA-19695: fixed table X\$KRBMSFT has not been populated

Cause: This is an internal error. The fixed table X\$KRBMAFT was not populated using the function DBMS_BACKUP_RESTORE.SEARCHFILES.

Action: Internal error - contact Oracle Customer Support.

ORA-19696: control file not found in backup set

Cause: The control file could not be restored because it is not in this backup set.

Action: This message is issued when the directory from the first backup piece is read and one or more files named for restoration were not found in the piece. You must supply the first backup piece of a backup set that contains the requested file.

ORA-19697: standby control file not found in backup set

Cause: The standby control file could not be restored because it is not in this backup set.

Action: This message is issued when the directory from the first backup piece is read and one or more files named for restoration were not found in the piece. You must supply the first backup piece of a backup set that contains the requested file.

ORA-19698: *string* is from different database: id=*string*, db_name=*string*

Cause: Catalog failed because the database id in file header does not match the one in control file.

Action: Supply the correct file belonging to this database.

ORA-19699: cannot make copies with compression enabled

Cause: Datafile copies with compression are not supported.

Action: If the function DBMS_BACKUP_RESTORE.BACKUPPIECECREATE is called outside RMAN, then the incompatible values are being passed for the parameters DOCOMPRESS and IMAGCP. If this message occurs during an RMAN job, then this is an internal error in RMAN, and you should contact Oracle support.

ORA-19700: device type exceeds maximum length of *string*

Cause: The device type indicated is invalid.

Action: Supply a correct device type and retry the allocation.

ORA-19701: device name exceeds maximum length of *string*

Cause: The device name indicated is invalid.

Action: Supply a correct device name and retry the allocation.

ORA-19702: device parameter exceeds maximum length of *string*

ORA-19703: device command string exceeds maximum length of *string*

Cause: The device command string exceeds maximum length.

Action: Correct the command and retry the operation.

ORA-19704: file name exceeds maximum length of *string*

Cause: The specified file name, which was a parameter to a copy, backup, or restore operation, exceeds the maximum file name length for this operating system.

Action: Retry the operation with a shorter file name.

ORA-19705: tag value exceeds maximum length of *string* characters

Cause: During a backup or copy operation, the user supplied a tag value too long to fit in the file header.

Action: Supply a shorter tag and retry the operation.

ORA-19706: invalid SCN

Cause: The input SCN is either not a positive integer or too large.

Action: Check the input SCN and make sure it is a valid SCN.

ORA-19707: invalid record block number - *string*

Cause: The input number is either negative or too large.

Action: Check the input record block number and make sure it is a valid number clauses in the create database statement.

ORA-19708: log destination exceeds maximum length of *string* characters

Cause: When starting a restore conversation, the user specified a log restore destination longer than the port-specific maximum.

Action: Supply a shorter destination and retry the operation.

ORA-19709: numeric parameter must be non-negative integer

Cause: A numeric parameter to an DBMS_BACKUP_RESTORE procedure is negative or contains a fractional portion.

Action: Supply a valid numeric parameter.

ORA-19710: unsupported character set *string*

Cause: When the target database is not mounted, RMAN sets the target database character set to the value specified in the users environment.

Action: Specify a valid character set in the environment. This is usually done via the NLS_LANG environment variable.

ORA-19711: cannot use RENORMALIZEALLFILENAMES while database is open

Cause: An attempt was made to re-normalize all the file names in the control file while the database is open.

Action: Close the database before using the RENORMALIZEALLFILENAMES procedure.

ORA-19712: table name exceeds maximum length of *string*

Cause: The table name string exceeds maximum length.

Action: Retry the operation with a shorter table name.

ORA-19713: invalid copy number: *string*

Cause: The copy number is not in a valid range or you have reached maximum limit.

Action: Report the error and other information to support.

ORA-19714: length for generated name longer than *string*

Cause: The specified format exceeds the maximum length for the piece name.

Action: Change the format to create shorter piece names.

ORA-19715: invalid format *string* for generated name

Cause: A restricted format or undefined format was used incorrectly.

Action: Change the format specified in the additional information by removing the restricted format.

ORA-19716: error processing format *string* to generate name for backup

Cause: There were errors while processing the format to generate name for backup.

Action: Change the format.

ORA-19717: for non-OMF search the pattern must be specified

Cause: The procedure DBMS_BACKUP_RESTORE.SEARCHFILES was called with an empty pattern while the parameter OMF was set to FALSE.

Action: Either specify the pattern or set the parameter OMF to TRUE.

ORA-19718: length for command id longer than *string*

Cause: The specified command id exceeds the maximum length for command id.

Action: Supply a shorter command id and retry the operation.

ORA-19719: length for operation name longer than *string*

Cause: The specified operation name exceeds the maximum length for operation name.

Action: Supply a shorter operation name and retry the operation.

ORA-19720: Error occurred when converting an OCI number into an SCN

Cause: This is most likely caused by an invalid SCN number that came from an external file, such as an export file.

Action: See other errors on the error stack to look for the source of the problem.

ORA-19721: Cannot find datafile with absolute file number *string* in tablespace *string*

Cause: Can not find one of the datafile that should be in the Pluggable Set.

Action: Make sure all datafiles are specified via import command line option or parameter files.

ORA-19722: datafile *string* is an incorrect version

Cause: The datafile is an incorrect version. It contains either less or more changes than the desired version.

Action: Make sure the right datafiles are transported. Make sure the datafile is copied while its tablespace is read only.

ORA-19723: Cannot recreate plugged in read-only datafile *string*

Cause: The datafile is plugged in read only. It can not recreated.

Action: Use ALTER DATABASE RENAME FILE command instead.

ORA-19724: snapshot too old: snapshot time is before file *string* plug-in time

Cause: The snapshot SCN is before the SCN at which the referred datafile is plugged into the database.

Action: retry the query.

ORA-19725: can not acquire plug-in enqueue

Cause: There may be another "ALTER DATABASE RESET COMPATIBILITY" command issued concurrently, preventing this process from acquiring the plug-in enqueue.

Action: retry the operation.

ORA-19726: cannot plug data [*string*] at level *string* into database running at compatibility level *string*

Cause: Some of the data in the pluggable set requires a compatibility level higher than what is currently allowed by the database. The string in square bracket is the name of the compatibility type associated with the data.

Action: Raise the "compatible" init.ora parameter and retry the operation.

ORA-19727: cannot plug data [*string*] at level *string* into database running Oracle *string*

Cause: Some of the data in the pluggable set requires a compatibility level higher than the release level of the Oracle executable. The string in square bracket is the name of the compatibility type associated with the data.

Action: Upgrade Oracle and retry the operation.

ORA-19728: data object number conflict between table *string* and partition *string* in table *string*

Cause: The non-partitioned table has the same data object number as one of the partitions in the partitioned table. One can not exchange the table with the partition in this case.

Action: Use "alter table move partition" command to move the offending partition, so that the partition will get a new data object number. Retry the operation then.

ORA-19729: File *string* is not the initial version of the plugged in datafile

Cause: The file is not the initial version of the plugged in datafile.

Action: Use the correct initial version of the plugged in datafile.

ORA-19730: can not convert offline plugged-in datafile *string*

Cause: As part of making a tablespace read-write, we need to convert datafiles that are plugged in read-only. The file must be online.

Action: Online the datafile and retry the operation.

ORA-19731: cannot apply change to unverified plugged-in datafile *string*

Cause: Recovery was not able to verify the referred datafile according to information in the control file. Before encountering this change vector for this file, somehow recovery did not encounter the file conversion redo that is supposed to verify the file. This may happen due to corrupted or incorrect control file used for media recovery.

Action: Use the correct control file and continue recovery.

ORA-19732: incorrect number of datafiles for tablespace *string*

Cause: The number of datafiles in the export file for the referred tablespace is not the same as expected. This is most likely caused by a user editing the export file.

Action: Use the correct export file and retry the operation.

ORA-19733: COMPATIBLE parameter needs to be *string* or greater

Cause: The COMPATIBLE initialization parameter is not high enough to allow the operation. Allowing the command would make the database incompatible with the release specified by the current COMPATIBLE parameter.

Action: Shutdown and startup with a higher compatibility setting.

ORA-19734: wrong creation SCN - control file expects converted plugged-in datafile

Cause: When a tablespace is plugged into a database, the tablespace is initially read-only. Oracle converts the header of the plugged-in datafiles (assign them a new creation SCN) when the tablespace is first made read-write. This error occurs when the creation SCN in the file header is different from the creation SCN in the control file, possibly because this is the initial version of plugged-in datafile.

Action: Either restore the converted datafile or continue recovering the datafile.

ORA-19735: wrong creation SCN - control file expects initial plugged-in datafile

Cause: When a tablespace is plugged into a database, the tablespace is initially read-only. Oracle converts the header of the plugged-in datafiles (assign them a new creation SCN) when the tablespace is first made read-write. This error occurs when the creation SCN in the file header is different from the creation SCN in the control file, possibly because this is the converted datafile.

Action: Either restore the initial version of the plugged-in datafile, or continue database recovery, which will recover the control file.

ORA-19736: can not plug a tablespace into a database using a different national character set

Cause: Oracle does not support plugging a tablespace into a database using a different national character set.

Action: Use import/export or unload/load to move data instead.

ORA-19738: cannot find language information for character set: '*string*'

Cause: The compatibility check failed because a character set name that was provided is not valid.

Action: Correct the character set name and retry.

ORA-19740: text is longer than *string*

Cause: The specified text exceeds the maximum length for text.

Action: Supply a shorter text and retry the operation.

ORA-19741: *string* exceeds maximum allowable length of *string* for parameter '*string*'

Cause: The specified string exceeds the maximum allowable length for the parameter

Action: Supply a shorter string for the parameter and retry the operation.

ORA-19742: control file is not a backup control file

Cause: This parameter could not be set because the control file was not a backup control file.

Action: Do not use this call for this control file.

ORA-19743: could not unmount volume *string:string*

Cause: The specified server and volume combination was not found and could not be unmounted.

Action: Specify the server and volume name correctly to complete the operation successfully.

ORA-19744: Volume *string:string* is currently in use and cannot be unmounted.

Cause: The specified volume could not be unmounted because it was in use and had open files.

Action: Retry the unmount after all open files in the volume have been closed.

ORA-19750: change tracking file: '*string*'

Cause: This message reports the name of a file involved in other messages.

Action: See associated error messages for a description of the problem.

ORA-19751: could not create the change tracking file

Cause: It was not possible to create the change tracking file.

Action: Check that there is sufficient disk space and no conflicts in file names and try to enable block change tracking again.

ORA-19752: block change tracking is already enabled

Cause: The ALTER DATABASE ENABLE BLOCK CHANGE TRACKING command was issued, but block change tracking is already turned on for this database.

Action: None, this is an informative message only.

ORA-19753: error writing to change tracking file

Cause: An I/O error occurred while writing to the change tracking file.

Action: There will be other messages on the error stack that show details of the problem.

ORA-19754: error reading from change tracking file

Cause: An I/O error occurred while reading from the change tracking file.

Action: There will be other messages on the error stack that show details of the problem.

ORA-19755: could not open change tracking file

Cause: The change tracking file could not be opened.

Action: There will be other messages on the error stack that show details of the problem.

ORA-19756: corrupt block number *string* found in change tracking file

Cause: The specified block number is corrupt in the change tracking file.

Action: There will be other messages on the error stack that show details of the problem. There will also be a trace file that contains a complete dump of the corrupt block.

ORA-19757: could not resize change tracking file to *string* blocks

Cause: An error occurred while trying to change the size of the change tracking file.

Action: There will be other messages on the error stack that show details of the problem.

ORA-19758: failed to enable/disable block change tracking: out of SGA memory

Cause: out of SGA memory

Action: Increase SGA and restart the instance.

ORA-19759: block change tracking is not enabled

Cause: A command was entered that requires block change tracking to be enabled, but block change tracking is not enabled.

Action: None, this is an informative message only.

ORA-19760: error starting change tracking

Cause: Change tracking is enabled, but a problem was encountered while enabling the change tracking subsystem in this instance. The alert log and the trace file from the CTWR process will contain more information about the error.

Action: Examine the trace and alert files. Correct the error if possible, otherwise disable change tracking.

ORA-19761: block size *string* is not valid for change tracking file

Cause: While opening the specified change tracking file, it was found that the file header did not contain a valid logical block size. This probably means that the file is corrupt.

Action: If the file can be repaired, do so, otherwise disable and re-enable change tracking to re-initialize the file.

ORA-19762: invalid file type *string*

Cause: An invalid file type was found in the change tracking file. Some other file was put in place of the change tracking file, or the file is corrupt.

Action: Disable then re-enable change tracking.

ORA-19763: compatibility version *string* is higher than maximum allowed: *string*

Cause: The compatibility version in the change tracking file is greater than what can be used by the current release of Oracle. This can happen when you upgrade, use change tracking with a new release, then downgrade.

Action: Disable then re-enable change tracking.

ORA-19764: database id *string* does not match database id *string* in control file

Cause: The change tracking file is not the correct one for this database. This can happen when the database ID for this database has been changed.

Action: Disable then re-enable change tracking.

ORA-19765: mount id *string* does not match mount id *string* in control file

Cause: The change tracking file does not match the one that was present when this instance was opened. In RAC, this error is most likely caused by having a change tracking file that cannot be consistently updated by all instances.

Action: In RAC, ensure that the name specified for the change tracking file truly represents the same disk location for all nodes in the cluster. Disable then re-enable change tracking.

ORA-19766: missing CHANGE keyword

Cause: Syntax error.

Action: Use the correct syntax: ENABLE/DISABLE BLOCK CHANGE TRACKING

ORA-19767: missing TRACKING keyword

Cause: Syntax error.

Action: Use the correct syntax: ENABLE/DISABLE BLOCK CHANGE TRACKING

ORA-19768: USING clause only valid with ENABLE CHANGE TRACKING

Cause: The USING clause was specified with DISABLE CHANGE TRACKING

Action: Correct the statement.

ORA-19769: missing FILE keyword

Cause: Syntax error.

Action: Use the correct syntax: ENABLE/DISABLE BLOCK CHANGE TRACKING

ORA-19770: invalid change tracking file name

Cause: The USING clause was specified with ALTER DATABASE ENABLE BLOCK CHANGE TRACKING, but no file name was given.

Action: Specify the change tracking file name, or omit the USING clause to allow Oracle to create a default name for the change tracking file.

ORA-19771: cannot rename change tracking file while database is open

Cause: The ALTER DATABASE RENAME FILE command was used to rename the change tracking file, and the database is open by one or more instances. The database must be mounted, and not open, to rename the change tracking file.

Action: Close the database and reissue the command.

ORA-19772: change tracking file name exceeds limit of *string* characters

Cause: The name specified for the change tracking file is too long.

Action: Specify a shorter change tracking file name.

ORA-19773: must specify change tracking file name

Cause: No file name was specified with the ALTER DATABASE ENABLE CHANGE TRACKING command, and the DB_CREATE_FILE_DEST parameter was not set.

Action: Either specify a file name, or set the DB_CREATE_FILE_DEST parameter.

ORA-19776: PROXY restore to ASM disk group "*string*" is not supported.

Cause: An attempt was made to proxy restore a file to ASM disk group using RMAN command. This is not supported.

Action: Use a different file name and reissue RMAN command.

ORA-19777: ASM file *string* cannot be proxy backed up.

Cause: An attempt was made to proxy backup a ASM file. This is not supported.

Action: Use a different file name and reissue RMAN command.

ORA-19779: could not obtain resilvering status for change tracking file

Cause: An error occurred while obtaining the mirror resilvering status of the change tracking file.

Action: Refer to other error messages shown for additional details of the problem.

ORA-19780: Active Data Guard option not enabled

Cause: Change tracking at a standby database required the Active Data Guard option.

Action: Enable the Active Data Guard option.

ORA-19781: The PROXY option is not supported on sparse file *string*

Cause: The PROXY option was used with a sparse file. This is not supported.

Action: Do not use the PROXY option with sparse files.

ORA-19800: Unable to initialize Oracle Managed Destination

Cause: The name given for an Oracle managed files destination cannot be initialized.

Action: Check previous error messages for the reason Oracle was unable to initialize destination. Take corrective action, if possible, and retry the command or use a different name for destination.

ORA-19801: initialization parameter DB_RECOVERY_FILE_DEST is not set

Cause: An attempt was made to create a file in DB_RECOVERY_FILE_DEST when DB_RECOVERY_FILE_DEST was not set. There are number of possible causes of this error, including: 1) A LOG_ARCHIVE_DEST_n parameter was specified using a LOCATION attribute whose value was DB_RECOVERY_FILE_DEST and an archived log file creation was attempted. 2) STANDBY_ARCHIVE_DEST parameter was specified using a LOCATION attribute whose value was DB_RECOVERY_FILE_DEST and an archived log file creation was attempted.

Action: Specify a valid destination for DB_RECOVERY_FILE_DEST in initialization parameter file or with the ALTER SYSTEM SET command.

ORA-19802: cannot use DB_RECOVERY_FILE_DEST without DB_RECOVERY_FILE_DEST_SIZE

Cause: There are two possible cause for this error: 1) The DB_RECOVERY_FILE_DEST parameter was in use when no DB_RECOVERY_FILE_DEST_SIZE parameter was encountered while fetching initialization parameter. 2) An attempt was made to set DB_RECOVERY_FILE_DEST with the ALTER SYSTEM command when no DB_RECOVERY_FILE_DEST_SIZE was in use.

Action: Correct the dependency parameter definitions and retry the command.

ORA-19803: Parameter DB_RECOVERY_FILE_DEST_SIZE is out of range (1 - *string*)

Cause: Parameter DB_RECOVERY_FILE_DEST_SIZE specified was not valid.

Action: Specify a valid number within the range.

ORA-19804: cannot reclaim *string* bytes disk space from *string* bytes limit

Cause: Oracle cannot reclaim disk space of specified bytes from the DB_RECOVERY_FILE_DEST_SIZE limit.

Action: There are five possible solutions: 1) Take frequent backup of recovery area using RMAN. 2) Consider changing RMAN retention policy. 3) Consider changing RMAN archived log deletion policy. 4) Add disk space and increase DB_RECOVERY_FILE_DEST_SIZE. 5) Delete files from recovery area using RMAN.

ORA-19805: RECID *string* of *string* was deleted to reclaim disk space

Cause: The file described by the record in control file was deleted in order to reclaim disk space from recovery area for other operations.

Action: Wait and try again.

ORA-19806: cannot make duplex backups in recovery area

Cause: Duplex backup to recovery area is not supported.

Action: Remove duplex option and try again.

ORA-19808: recovery destination parameter mismatch

Cause: The value of parameters DB_RECOVERY_FILE_DEST and DB_RECOVERY_FILE_DEST_SIZE must be same in all instances. All databases must have same recovery destination parameters.

Action: Check DB_RECOVERY_FILE_DEST and DB_RECOVERY_FILE_DEST_SIZE values in all instances.

ORA-19809: limit exceeded for recovery files

Cause: The limit for recovery files specified by the DB_RECOVERY_FILE_DEST_SIZE was exceeded.

Action: There are five possible solutions: 1) Take frequent backup of recovery area using RMAN. 2) Consider changing RMAN retention policy. 3) Consider changing RMAN archived log deletion policy. 4) Add disk space and increase DB_RECOVERY_FILE_DEST_SIZE. 5) Delete files from recovery area using RMAN.

ORA-19810: Cannot create temporary control file *string* in DB_RECOVERY_FILE_DEST

Cause: An attempt was made to create a control file for a temporary purpose in DB_RECOVERY_FILE_DEST.

Action: Retry the operation with a new file name.

ORA-19811: cannot have files in DB_RECOVERY_FILE_DEST with keep attributes

Cause: An attempt was made to 1) Create a backup piece or image copy in the recovery area with KEEP option. 2) Update the KEEP attributes of an existing backup piece or image copy in the recovery area.

Action: Reissue RMAN command without KEEP options.

ORA-19812: cannot use *string* without DB_RECOVERY_FILE_DEST

Cause: There are three possible cause for this error: 1) The indicated parameter was in use when no DB_RECOVERY_FILE_DEST parameter was encountered while fetching the initialization parameter. 2) An attempt was made to set indicated the parameter with the ALTER SYSTEM command when no DB_RECOVERY_FILE_DEST was in use. 3) An attempt was made to clear DB_RECOVERY_FILE_DEST with the ALTER SYSTEM command when the indicated parameter was in use.

Action: Eliminate any incompatible parameter definitions.

ORA-19813: cannot have unavailable file *string* in DB_RECOVERY_FILE_DEST

Cause: An attempt was made to change a backup piece or image copy in recovery area to UNAVAILABLE.

Action: Correct and resubmit the RMAN command. Do not use messages 19814; it is used for simulating crash.

ORA-19815: WARNING: *string* of *string* bytes is *string*%% used, and has *string* remaining bytes available.

Cause: DB_RECOVERY_FILE_DEST is running out of disk space.

Action: One of the following: 1. Add disk space and increase DB_RECOVERY_FILE_DEST_SIZE. 2. Backup files to tertiary device using RMAN. 3. Consider changing RMAN retention policy. 4. Consider changing RMAN archived log deletion policy. 5. Delete files from recovery area using RMAN.

ORA-19816: WARNING: Files may exist in *string* that are not known to database.

Cause: One of the following events caused this: 1. A database crash happened during file creation. 2. A backup control file was restored. 3. The control file was re-created. 4. DB_RECOVERY_FILE_DEST has previously been enabled and then disabled.

Action: Use RMAN command CATALOG RECOVERY AREA to re-catalog any such files. If the file header is corrupted, then delete those files using an OS utility. Do not use messages 19817; it is used for simulating lock failure Do not use messages 19818; it is used for space reclamation before backup Do not use messages 19819; it is used to disable clearing file name

ORA-19820: database must be in NOARCHIVELOG mode to disable logging

Cause: Logging was disabled when ARCHIVELOG mode was used.

Action: Execute ALTER DATABASE NOARCHIVELOG in mount state.

ORA-19821: an intentionally corrupt log file was found

Cause: A log file that was intentionally corrupt for testing or benchmarking purposes was found and failed the operation.

Action: Remove such log files and retry or use the NOARCHIVELOG option if possible.

ORA-19827: Restoring preplugin files to a recovery area is not supported.

Cause: An attempt to restore a preplugin file in a recovery area failed. This is not supported.

Action: Use the SET ARCHIVELOG DESTINATION RMAN command to specify an archive log destination and retry the RESTORE or RECOVER command.

ORA-19830: error from target database: \nstring

Cause: This error should be followed by other errors indicating the cause of the problem.

Action: No action required.

ORA-19831: incompatible *string.string.string.string* DBMS_BACKUP_RESTORE package: *string.string.string.string* required

Cause: This version of database was incompatible with the the indicated DBMS_BACKUP_RESTORE package installed in the database.

Action: If the database has been upgraded from an earlier version, ensure that the catxxx.sql script has been run successfully. Re-install dbmsbkrs.sql and prvtbkrs.plb if necessary.

ORA-19836: cannot use passphrase encryption for this backup

Cause: Passphrase encryption was attempted for a backup that contains encrypted tablespaces and uses compression.

Action: Do not use passphrase encryption for this backup. Use transparent wallet-based encryption instead.

ORA-19837: invalid blocksize *string* in backup piece header

Cause: The blocksize of the backup piece obtained from the header was invalid.

Action: The backup piece is corrupted, a different backup piece should be used for restore.

ORA-19838: cannot use this control file to mount or open database

Cause: This control file was restored by a DUPLICATE operation used only to restore and recover the data files of the new database. It is not meant to be used for mounting or opening the database, as allowing so might corrupt data files or online redo logs of the target database or both.

Action: Re-create the control file manually specifying all of the names of the data files and online redo logs. Do not forget to use NID to change the name or DBID or both of the new database.

ORA-19839: snapshot datafile checkpoint time is greater than snapshot time

Cause: The snapshot time which was specified when starting the recovery less than data file's checkpoint time. The snapshot recovery is only possible with data file's whose checkpoint time is less than snapshot time.

Action: Restore the data file's associated for the specified snapshot time or specify the correct snapshot time associated with the data file.

ORA-19840: SNAPSHOT TIME recovery is not enabled

Cause: An attempt was made to use SNAPSHOT TIME recovery. But, the feature was not enabled.

Action: Contact Oracle Support Services to enable snapshot time recovery and then retry the command.

ORA-19841: Cross-platform backups require COMPATIBLE *string* or greater

Cause: An attempt to create a cross-platform backup was made but the COMPATIBLE parameter was not set to a high enough value to allow this.

Action: Do not attempt to use this functionality or raise the compatibility level.

ORA-19842: The current database incarnation changed during backup

Cause: The backup failed because the current database incarnation was changed during the backup. One of the following events caused this incarnation change: - The database was opened using ALTER DATABASE OPEN RESETLOGS statement. - RMAN command RESET DATABASE TO INCARNATION was issued. - If this happened on physical standby database, then redo apply has applied redo data from a new database incarnation.

Action: Retry the backup.

ORA-19843: Cannot obtain datafile name for datafile *string*

Cause: While trying to obtain the file enqueue for the datafile the datafile name could not be obtained.

Action: Examine the trace and alert files for possible causes. Fix underlying problem before attempting command again.

ORA-19844: database ID is from different database: ID=*string*

Cause: The database ID on the remote site did not match the ID of the target database. This is most likely caused by a wrong service name for the remote connection.

Action: Supply the correct service name and retry the command.

ORA-19845: error in *string* while communicating with remote database server

Cause: An error occurred while initiating backup on remote database server for network restore. Additional error messages will be issued to describe the failure.

Action: Check additional error messages.

ORA-19846: cannot read header of datafile *string* from remote site

Cause: Unable to read the file header from remote site.

Action: Make sure the data file is accessible on remote site and retry the command.

ORA-19847: cannot read header of control file from remote site

Cause: Could not read the control file header from the remote site.

Action: Make sure the database is mounted on the remote site and retry the command.

ORA-19848: cross-platform backup piece requires COMPATIBLE *string* or greater

Cause: An attempt was made to perform a cross-platform operation from a backup piece created with a higher compatibility than the current COMPATIBLE parameter.

Action: Raise the compatibility level or do not attempt a cross-platform restore from this backup piece.

ORA-19849: error while reading backup piece from service *string*

Cause: This error should be followed by other errors indicating the cause of the problem.

Action: See other errors actions.

ORA-19850: backup piece constructed from service *string* is corrupt

Cause: This error indicates that the backup piece that was constructed from the service is corrupt.

Action: See alert log for details of the corruption. Fix the corruption and retry the command.

ORA-19851: OS error while managing auxiliary database *string*

Cause: An OS error was received while managing the automatic auxiliary instance.

Action: Check the accompanying errors.

ORA-19852: error creating services for auxiliary instance *string* (error *string*)

Cause: An error was received while managing the services of the auxiliary instance.

Action: Check the accompanying errors.

ORA-19853: error preparing auxiliary instance *string* (error *string*)

Cause: An error was received while managing the automatic auxiliary instance.

Action: Check the accompanying errors.

ORA-19854: error obtaining connect string from target

Cause: Could not obtain the connect string from the target database

Action: Check the accompanying errors.

ORA-19855: cannot use clone mounted control file to drop database

Cause: The clone mounted control file could not be used to drop the database because the names of the data files and online logs were not fixed using the RMAN DUPLICATE command. This could cause the original database files to be lost.

Action: Manually drop the database.

ORA-19860: piece validation cannot be performed more than once

Cause: The user attempted to validate a list of backup pieces more than once. Validation may only be performed once for a given validation conversation.

Action: Do not attempt to validate the pieces more than once.

ORA-19861: additional backup pieces cannot be validated in this conversation

Cause: The user tried to add new pieces to the list of files being validated after the validation had already been performed. In a validation conversation, the list can only be validated once.

Action: Add all the backup pieces to the list before validating, or start a new validation conversation for the remaining pieces.

ORA-19862: backup pieces must be validated before accessing results

Cause: The user tried to get validation results for backup pieces before the pieces were actually validated.

Action: Validate the pieces before trying to access the results.

ORA-19863: device block size *string* is larger than max allowed: *string*

Cause: The user specified a device BLKSIZE that is larger than the device BLKSIZE specified during compressed backup.

Action: Change the device BLKSIZE to be smaller than the maximum allowed.

ORA-19864: *string*

ORA-19865: Backup piece *string* has no data

Cause: No data was returned for the specified backup piece.

Action: This normally indicates a problem with the media management software which is linked with Oracle to provide backup and restore services. Contact the media management software vendor.

ORA-19866: error writing file header for datafile *string*

Cause: During a block recovery, the header of the datafile could not be updated.

Action: Contact Oracle Support Services.

ORA-19867: backup piece *string* is from a different container identifier *string*; data file *string*

Cause: This backup piece container identifier did not match the supplied data file container identifier.

Action: Retry the command with the correct backup piece or the correct data file.

ORA-19870: error while restoring backup piece *string*

Cause: This error should be followed by other errors indicating the cause of the problem.

Action: See other errors actions.

ORA-19872: Unexpected end of file at block *string* while decompressing backup piece *string*

Cause: While reading a compressed backup piece, RMAN received an end-of-file without finding the end-of-compression stream.

Action: This is most likely caused by a corrupted backup piece. Consider using a different backup piece for restore.

ORA-19873: cannot apply this backup section to file *string*

Cause: RMAN cannot restore a multi-section backup to the indicated file, because this section is not a backup of this file, or the file was not prepared correctly for this restore.

Action: If this error occurs while running RMAN, then it is an internal error and you should contact Oracle support.

ORA-19874: cannot finish multisection restore or copy to file *string*

Cause: During a multisection restore or copy, the file being restored was not a file in which a multisection restore or copy was in progress.

Action: If this error occurs while running RMAN, then it was an internal error and you should contact Oracle Support Services.

ORA-19875: multisection restore or copy not complete for file *string*

Cause: While completing a multisection restore or copy, it was found that all required sections for this file were not correctly applied.

Action: If this error occurs while running RMAN, then it is an internal error and you should contact Oracle Support Services.

ORA-19880: Corrupted space header for datafile *string*, block *string*

Cause: When reading the space header block to use Unused Block Optimization for the backup of the datafile, the space header block had corrupted information.

Action: The corrupt space header must be fixed before Unused Block Optimization can be used for this file. Note that you should fix the corruption in any case because it will affect the availability of the data in the file, beyond just taking backups.

ORA-19881: Corrupted space bitmap for datafile *string*, block *string*

Cause: When reading a space bitmap block to use Unused Block Optimization for the backup of the datafile, the space bitmap block had corrupted information.

Action: The corrupt space bitmap must be fixed before Unused Block Optimization can be used for this file. Note that you should fix the corruption in any case because it will affect the availability of the data in the file, beyond just taking backups.

ORA-19882: datafile *string* checkpoint *string* is ahead of space bitmap datafile *string* checkpoint *string*

Cause: When checkpointing the datafile containing the space bitmaps for the datafile being backed up in order to use Unused Block Optimization, the checkpoint of the datafile containing the space bitmaps did not advance.

Action: Examine the trace and alert files for possible causes. Fix underlying problem to use Unused Block Optimization for datafile's backup.

ORA-19883: Unused Block Optimization stopped for data file *string*

Cause: Accompanying errors detail the problem that prevented Unused Block Optimization from being used.

Action: See accompanying errors for appropriate action.

ORA-19884: datafile *string* is unable to use Unused Block Optimization because tablespace has been dropped

Cause: When attempting to find information about datafile that holds bitmaps of migrated tablespace, the tablespace was found to have been dropped.

Action: None. This is an informational message.

ORA-19899: missing incarnation information

Cause: Media recovery stopped because information of one or more ancestor incarnations of recovery target incarnation was not available.

Action: Register logs from the missing incarnations and retry recovery.

ORA-19900: RESETLOGS must be specified after recovery to new incarnation

Cause: Recovery was done to an incarnation after changing the destination incarnation using RMAN's RESET DATABASE command.

Action: Open the database with the RESETLOGS option.

ORA-19901: database needs more recovery to create new incarnation

Cause: Recovery was done to an incarnation after changing the destination incarnation using RMAN's RESET DATABASE command, but one or more of the recovered datafiles still belongs to the parent incarnation. This usually happens when recovery is ended before any logs from the desired incarnation have been applied.

Action: Continue recovery.

ORA-19902: incarnation key *string* not found

Cause: The specified incarnation was not found in the control file.

Action: Resubmit request with known incarnation key. To see which incarnations are available for this target database, query V\$DATABASE_INCARNATION or use RMAN's LIST INCARNATION command.

ORA-19903: test recovery not allowed when recovering to new incarnation

Cause: Either a new incarnation was set using RMAN's RESET DATABASE command for a control file that was CURRENT, or the control file is from a prior incarnation. As recovery to a new incarnation requires changing the control file, test recovery is not allowed.

Action: Perform actual recovery or RESET DATABASE to incarnation that was last opened using the control file to do test recovery.

ORA-19904: test recovery not allowed for datafile *string*

Cause: The specified datafile has been restored from a backup that was taken before the last RESETLOGS. Recovering this datafile will require a file header update that is incompatible with test recovery.

Action: Perform actual recovery.

ORA-19905: log_archive_format must contain *%string*, *%string* and *%r*

Cause: log_archive_format is missing a mandatory format element. Starting with Oracle 10i, archived log file names must contain each of the elements %s(sequence), %t(thread), and %r(RESETLOGS ID) to ensure that all archived log file names are unique.

Action: Add the missing format elements to log_archive_format.

ORA-19906: recovery target incarnation changed during recovery

Cause: While a media recovery was active, a new incarnation was detected by the server due to inspection or cataloging of archived logs or backup files.

Action: If you want recovery to use the new incarnation, restart recovery. This is the most common action on a standby database when RESETLOGS is done in primary. If you do not want recovery to use the new incarnation, change the recovery destination using RMAN's RESET DATABASE TO INCARNATION <incarnation#> command.

To see which incarnations are available for this target database, query V \$DATABASE_INCARNATION or use RMAN's LIST INCARNATION command.

ORA-19907: recovery time or SCN does not belong to recovered incarnation

Cause: A point-in-time recovery to an SCN or time stamp prior to the last RESETLOGS was requested.

Action: Either change the specified recovery time/SCN, or change the recovery destination using RMAN's RESET DATABASE command.

ORA-19908: datafile *string* has invalid checkpoint

Cause: The specified datafile has an invalid checkpoint.

Action: Restore the datafile from a backup.

ORA-19909: datafile *string* belongs to an orphan incarnation

Cause: Either the specified datafile was restored from a backup that was taken during a period of time that has already been discarded by a RESETLOGS operation, or Oracle cannot identify which database incarnation the file belongs to. The alert log contains more information.

Action: Restore a backup of this file that belongs to either the current or a prior incarnation of the database. If you are using RMAN to restore, RMAN will automatically select a correct backup.

ORA-19910: can not change recovery target incarnation in control file

Cause: The RESET DATABASE TO INCARNATION command was used while the database is open. This is not allowed.

Action: Close the database then re-issue the command.

ORA-19911: datafile *string* contains future changes at the incarnation boundary

Cause: The file did not hit end backup marker redo during recovery at the incarnation boundary, hence may contain changes discarded by new incarnation.

Action: Use older backup of the file and then re-issue the command.

ORA-19912: cannot recover to target incarnation *string*

Cause: The control file is not in the recovery path of the target incarnation, and does not contain enough information as to how to recover to the target incarnation.

Action: Restore the latest control file from the target incarnation and retry.

ORA-19913: unable to decrypt backup

Cause: A backup piece could not be decrypted. This message is accompanied with another message that indicates the name of the encrypted backup that could not be restored. The reason could be either that an invalid password was entered, or that, when using transparent decryption, the database external security device is not open.

Action: If password-based restore was enabled for this backup, then supply the correct password using the RMAN SET DECRYPTION command. If transparent restore was enabled for this backup, then ensure that the database external security device is open.

ORA-19914: unable to encrypt backup

Cause: RMAN could not create an encrypted backup. This message will be accompanied by other messages that give more details about why the encrypted backup could not be created. The most common reason for this message is that you

are trying to create a backup that can be transparently decrypted, and the database external security device is not open.

Action: If the external security device is not open, then open it. If the external security device is not configured, then the only type of encrypted backup that you can create is a password-based backup.

ORA-19915: unable to encrypt pre-10.2 files

Cause: An RMAN encrypted backup was requested, but this backup includes one or more archived logs that were generated by an older release of Oracle. These archived logs cannot be encrypted.

Action: Back up the older logs without encryption. Logs created with Oracle release 10.2 and greater can be encrypted.

ORA-19919: encrypted backups to tertiary storage require Oracle Secure Backup

Cause: RMAN was configured to create encrypted backups, but the channel is neither a DISK channel nor an Oracle Secure Backup channel.

Action: Allocate a DISK channel or an Oracle Secure Backup channel to use backup encryption.

ORA-19920: RMAN does not support PKI-based master key for encryption.

Cause: An attempt was made to use Oracle public key infrastructure (PKI) based master key algorithm. RMAN only supports Advanced Encryption Standard (AES) based encryption.

Action: Use AES based encryption.

ORA-19921: maximum number of *string* rows exceeded

Cause: The maximum number of rows in the V\$RMAN_STATUS or V\$RMAN_OUTPUT table has been exceeded.

Action: Close some of existing and unused RMAN connections and sessions.

ORA-19922: there is no parent row with id *string* and level *string*

Cause: RMAN tried to add a new V\$RMAN_STATUS row, but the parent row did not exist.

Action: This is an internal error. Contact Oracle Support.

ORA-19923: the session for row with id *string* is not active

Cause: RMAN tried to update an V\$RMAN_STATUS row but the process which owns this row died.

Action: This is an internal error. Contact Oracle Support.

ORA-19924: there are no row with id *string*

Cause: RMAN tried to update an V\$RMAN_STATUS row, but the row don't exist.

Action: This is an internal error. Contact Oracle Support.

ORA-19925: Internal error while cleaning memory used by V\$RMAN_STATUS view

ORA-19926: Database cannot be converted at this time

Cause: Another CONVERT DATABASE operation is already in progress.

Action: Retry CONVERT DATABASE command later.

ORA-19927: CONVERT DATABASE operation cannot proceed

Cause: An error occurred earlier during CONVERT DATABASE operation.

Action: Retry CONVERT DATABASE command.

ORA-19928: CONVERT of data files with undo segments between different endian is not supported.

Cause: Conversion of data files with undo segments was not supported between endianness. The only time that data files with undo segments can be converted is between the same endianness as part of convert database. Convert database between different endian is not supported.

Action: Do not attempt to convert data files with undo segments between different endian.

ORA-19929: no archive log registered

Cause: An error occurred during ALTER DATABASE RECOVER with the FORCE START AT option because there were no archive logs registered in the control file covering the specified start SCN or time.

Action: Register archive logs covering the specified SCN or time.

ORA-19930: file *string* has invalid checkpoint SCN *string*

Cause: When opening the file to be placed in a copy or backup set, to be inspected, the file header was not recognized as a valid header because it contained a invalid checkpoint SCN. The indicated file cannot be processed.

Action: Ensure that the correct files are being specified for the catalog or backup operation.

ORA-19931: file *string* has invalid creation SCN *string*

Cause: When opening the file to be placed in a copy or backup set, to be inspected, the file header was not recognized as a valid header because it contained a invalid creation SCN. The indicated file cannot be processed.

Action: Ensure that the correct files are being specified for the catalog or backup operation.

ORA-19932: control file is not clone, standby or backup

Cause: The operation failed because the control file was not mounted as clone, standby or backup.

Action: Mount the database as clone, standby or backup and retry.

ORA-19933: catalog backup piece *string* of data pump dump file is not supported

Cause: This backup piece contained data pump dump file. Cataloging such a backup piece is not supported.

Action: Do not request to catalog data pump dump file backup piece.

ORA-19934: cannot validate block 0

Cause: An attempt was made to validate block 0 of a datafile.

Action: Do not specify block 0 for validation.

ORA-19935: During backing up, the data file *string* is moved or rekeyed to *string*.

Cause: The data file was moved or rekeyed.

Action: Check the status of the data file and try this command again.

ORA-19936: some tablespaces were not found in backup set

Cause: Some tablespaces that were specified for restoration were not found in the backup set directory. Message 19937 is issued for each file that was not found.

Action: See the instructions for message 19937.

ORA-19937: tablespace *string* was not found in backup set

Cause: The indicated tablespace could not be restored because it was not in this backup set.

Action: This message is issued when the directory from the first backup piece is read and one or more tablespaces named for restoration are not found. The restore conversation is still active, but no data has been read and you must supply the first backup piece of a backup set that contains all of the requested files or tablespaces or both.

ORA-19938: Data Pump dump file backup requires COMPATIBLE *string* or greater

Cause: Data Pump dump file backup requested but COMPATIBLE did not allow it.

Action: Do not request dump file backup or set COMPATIBLE to minimum value and retry backup.

ORA-19939: Data Pump dump file can only be included in a cross-platform backup

Cause: Data Pump dump file backup requested but the backup conversation is not a cross-platform conversation.

Action: Start a new cross-platform backup conversation or do not include a Data Pump dump file.

ORA-19940: cannot use cross-platform backups to convert whole database to different endianness

Cause: Cross-platform backups or restores of whole database between different endianness was requested but it is not supported.

Action: Revise the specified platforms for conversion before retrying the command.

ORA-19941: invalid blocksize in cross-platform datafile *string*

Cause: Blocksize in header of datafile copy being converted at target was invalid. Either datafile has not been made read/write with compatibility 10.0 or greater at source database or datafile copy is corrupted.

Action: Make a new datafile copy taken after tablespace has been made read/write with compatibility 10.0 at source database and retry conversion.

ORA-19942: datafile copy *string* not created with compatibility 10.0 or greater

Cause: The specified datafile copy to be converted at the target was not produced after making the tablespace in read/write mode with compatibility 10.0 or greater at the source database.

Action: Make a new datafile copy taken after tablespace has been made read/write with compatibility 10.0 at source database and retry conversion.

ORA-19943: Data Pump dump file not found in backup set

Cause: The Data Pump dump file could not be restored because it was not in this backup set.

Action: This message is issued when the directory from the first backup piece is read and the Data Pump dump file is not found in the piece. You must supply the first backup piece of a backup set that contains the requested file.

ORA-19944: Specified platform: '*string*' does not match piece header platform: '*string*'

Cause: The backup piece did not belong to the platform specified in FROM PLATFORM.

Action: Retry the restore using the correct FROM PLATFORM or without specifying FROM PLATFORM at all.

ORA-19945: file *string* already included to be restored to *string*

Cause: This file was already specified for inclusion in this restore conversation. The restore conversation may process only a single instance of a datafile.

Action: No action required. The conversation is still active and more files can be specified.

ORA-19946: Cannot determine block size of backup piece '*string*' (*string*)

Cause: It was not possible to determine the cross-platform transportable backup piece block size.

Action: Contact Oracle Support Services.

ORA-19947: Invalid block size *string* in backup piece '*string*' from specified platform '*string*'

Cause: The block size obtained from the backup piece using the specified platform was not valid. Either the piece is corrupted or the specified platform is incorrect.

Action: Retry the restore using the correct FROM PLATFORM clause.

ORA-19948: Backup piece does not contain a cross-platform datafile backup, reason=*string*

Cause: A cross-platform transportable restore was specified but the backup piece was not produced with the correct command.

Action: Produce a cross-platform transportable backup piece by using BACKUP ... TO PLATFORM and retry the restore.

ORA-19949: Specified platform: '*string*' has different endianness than piece '*string*', cannot read

Cause: The backup piece had a different endianness than the platform specified in FROM PLATFORM.

Action: Retry the restore using the correct FROM PLATFORM or without specifying FROM PLATFORM at all.

ORA-19950: tablespace *string* already included to be restored

Cause: This tablespace was already specified for inclusion in this restore conversation.

Action: No action required. The conversation is still active and more tablespaces or files or both can be specified. The restore conversation may process only a single instance of a tablespace.

ORA-19951: cannot modify control file until DBNEWID is completed

Cause: An operation requiring to modify the control file was attempted, but a NID change is in progress.

Action: Wait until NID completes before attempting the operation.

ORA-19952: database should be mounted exclusively

Cause: The database was started in parallel mode. To change the DBID, the database must be mounted exclusively.

Action: Shut down the database and start it in exclusive mode.

ORA-19953: database should not be open

Cause: The database was open. To change the DBID, the database must be mounted exclusively.

Action: Shut down the database and mount it in exclusive mode.

ORA-19954: control file is not current

Cause: The operation failed because a non-current, non-standby control file was mounted.

Action: Make the control file current and retry.

ORA-19955: only one open thread is allowed to change the DBID

Cause: The operation failed because there were active threads in the database. The most likely cause is that the database crashed the last time it was shut down.

Action: Ensure that all threads are closed before retrying the operation. Start and open the database to perform crash recovery, then shut down with the NORMAL or IMMEDIATE options to close it cleanly. Finally, try running the utility again.

ORA-19956: database should have no offline immediate datafiles

Cause: The operation failed because the database had one or more datafiles that were in OFFLINE IMMEDIATE mode.

Action: Drop the datafiles or recover them and bring them online.

ORA-19957: database should have no datafiles in unknown state

Cause: The operation failed because the database had one or more datafiles that were in an unknown state.

Action: Drop the datafiles or recover them and bring them online.

ORA-19958: potential deadlock involving DIAG process

Cause: DIAG requested a control file operation that may lead to a deadlock

Action: Try last operation later when the control file is released

ORA-19959: DBNEWID utility only allowed in CDB\$ROOT

Cause: An attempt was made to use the DBNEWID utility in a pluggable database.

Action: Connect to CDB\$ROOT and retry the command.

ORA-19960: Internal use only

Cause: NID usage

Action: None

ORA-19961: compression algorithm *string* requires advanced compression option to be enabled

Cause: Requested compression algorithm in initialization parameter or by RMAN configuration requires that the advanced compression option be enabled and it was not.

Action: Change initialization parameter `advanced_compression_option_usable` to true or change RMAN configurations and retry the operation.

ORA-19962: compression algorithm *string* is not valid with release *string*

Cause: Algorithm in initialization parameter requires a lower compatibility that is currently set.

Action: Change algorithm in initialization parameter file or lower compatibility.

ORA-19963: error getting logical block size of file *string*

Cause: Error occurred when querying the logical block size of a file.

Action: None

ORA-19965: ALTER DATABASE RECOVER STANDBY TABLESPACE has been deprecated

Cause: The STANDBY TABLESPACE clause of the ALTER DATABASE RECOVER statement (partial_database_recovery clause) has been deprecated.

Action: If you want to recover the standby database to a consistent point, but no further, use the statement ALTER DATABASE RECOVER MANAGED STANDBY DATABASE UNTIL CONSISTENT.

ORA-19966: ALTER DATABASE RECOVER STANDBY DATAFILE has been deprecated

Cause: The STANDBY DATAFILE clause of the ALTER DATABASE RECOVER statement (partial_database_recovery clause) has been deprecated.

Action: If you want to recover the standby database to a consistent point, but no further, use the statement ALTER DATABASE RECOVER MANAGED STANDBY DATABASE UNTIL CONSISTENT.

ORA-19970: multi-instance standby role transition in progress

Cause: ALTER DATABASE MOUNT failed because a multi-instance standby role transition was in progress.

Action: Retry after the multi-instance standby role transition finishes.

ORA-19971: event 10875 or 10879 is set

Cause: Event 10875 or event 10879 was set which prevented the operation from completing with multiple instances running in Oracle RAC.

Action: Shutdown all but one instance, then retry the command.

ORA-19972: ALTER DATABASE RECOVER TO LOGICAL requires one instance left

Cause: ALTER DATABASE RECOVER TO LOGICAL required only one instance to be left running.

Action: Shutdown all but one instance, then retry the command.

ORA-19973: flashback database is not enabled

Cause: Physical standby transition to snapshot standby required only one instance left running if flashback database logging was not enabled.

Action: Shutdown all but one instance, then retry the command.

ORA-19974: database name has changed

Cause: Physical standby role transition required only one instance left running if database name was changed and flashback database logging was enabled.

Action: Shutdown all but one instance, then retry the command.

ORA-19975: database must not be started in any other instance

Cause: The physical standby role transition command failed because a certain condition required the database to be mounted in this instance and not started in any other instance.

Action: See associated error message for detailed explanation.

ORA-19976: a concurrent standby role transition in progress

Cause: The standby role transition operation failed because a concurrent standby role transition was already in progress.

Action: None

ORA-19980: cannot open Data Pump dump file *string*

Cause: When attempting to open the specified dump file, an error was received.

Action: Verify that the specified dump file exists and is accessible.

ORA-19981: cannot read header of Data Pump dump file *string*

Cause: When attempting to read the header of the specified dump file, an error was received.

Action: Verify that the specified dump file is complete.

ORA-19982: file *string* is not a Data Pump dump file

Cause: The specified dump file did not contain data created by Data Pump.

Action: Verify that the specified dump file is really a file created by Data Pump.

ORA-19983: Data Pump dump file could not be verified

Cause: Some data blocks for the Data Pump dump file were corrupt in the backup set.

Action: Unless the damage to the backup set can be repaired, the Data Pump dump file cannot be restored from this backup set.

ORA-19984: Data Pump dump file restore requires COMPATIBLE *string* or greater

Cause: Data Pump dump file restore requested but COMPATIBLE did not allow it.

Action: Do not request dump file backup or set COMPATIBLE to minimum value and retry backup.

ORA-19985: Data Pump dump file can only be requested in a cross-platform restore

Cause: Data Pump dump file restore requested but the restore conversation is not a cross-platform conversation.

Action: Start a new cross-platform restore conversation or do not include a Data Pump dump file.

ORA-19986: archived log backup piece found for cross-platform backup

Cause: A cross-platform backup was requested for a backup piece that contained archived logs.

Action: Specify a datafile backup piece for cross-platform processing.

ORA-19987: unknown platform ID *string*

Cause: The platform ID obtained from a cross-platform backup was incorrect.

Action: Verify that the platform specified in the FROM PLATFORM clause is correct.

ORA-19988: must specify FROM PLATFORM for cross-platform restore of backup sets with pre-12.1 compatibility

Cause: A cross-platform restore was requested from a backup piece created with pre-12.1 compatibility without providing the platform name that created it.

Action: Reissue the command including the FROM PLATFORM clause.

ORA-19990: restore from cross-platform encrypted backup is not supported

Cause: A cross-platform restore was requested from an encrypted backup set.

Action: Specify a non-encrypted backup set from which to perform the restore.

ORA-19991: cross-platform backup of encrypted backups to different endianness is not supported

Cause: A cross-platform backup was requested for an encrypted backup to a different endianness from the current platform.

Action: Do not specify an encrypted backup or specify the same endian platform.

ORA-19992: cross-platform backup of encrypted backup piece with different endianness is not supported

Cause: A cross-platform backup was requested for an encrypted backup piece with different endianness from the current platform.

Action: Specify a backup piece without encryption to the backup.

ORA-19993: must specify FROM PLATFORM for cross-platform backup of backup pieces with compatibility set prior to 12.1

Cause: A cross-platform backup was requested for a backup piece created with compatibility prior to 12.1 without providing the platform name that created it.

Action: Reissue the command including the FROM PLATFORM clause.

ORA-19994: cross-platform backup of compressed backups to different endianness is not supported

Cause: A cross-platform backup was requested for a compressed backup to a different endianness from the current platform.

Action: Do not specify a compressed backup or specify the same endian platform.

ORA-19995: controlfile cannot be restored from a cross-platform backup with different endianness

Cause: A restore of the controlfile was requested from a cross-platform backup, but the backup did not have the same endianness and restore was not possible.

Action: Do not attempt to restore a controlfile from a cross-platform backup set.

ORA-19996: cross-platform backup of backup pieces with pre-10.2 compatibility is not supported

Cause: A cross-platform backup was requested for a backup created with pre-10.2 compatibility.

Action: Do not attempt to perform cross-platform backup of backups created with pre-10.2 compatibility.

ORA-19997: backup pieces prior to 10.2 cannot be operated for cross-platform

Cause: A cross-platform operation was requested for a backup created with pre-10.2 compatibility.

Action: Do not attempt to perform the cross-platform operation of backups created with pre-10.2 compatibility.

ORA-19998: data file *string* already included to be plugged

Cause: This data file was already specified for inclusion in this restore conversation.

Action: No action required. The conversation is still active and more files can be specified. 19999 is used for event



ORA-19999 to ORA-24279

ORA-19999: skip_row procedure was called

Cause: The skip_row procedure was called which raises this error

Action: Skip_row should only be called within a trigger or a procedure called by a trigger.

ORA-20000: string

Cause: The stored procedure 'raise_application_error' was called which causes this error to be generated.

Action: Correct the problem as described in the error message or contact the application administrator or DBA for more information.

ORA-21000: error number argument to raise_application_error of stringstring is out of range**ORA-21001: error number argument to raise_system_error of stringstring is out of range****ORA-21300: objects option not installed**

Cause: The objects option is not installed at this site. object types and other object features are, therefore, unavailable.

Action: Install the objects option. The objects option is not part of the Oracle Server product and must be purchased separately. Contact an Oracle sales representative if the objects option needs to be purchased.

ORA-21301: not initialized in object mode

Cause: This function requires the OCI process to be initialized in object mode.

Action: Specify OCI_OBJECT mode when calling OCIInitialize().

ORA-21302: object snapshot error: string

Cause: The object snapshot operation failed. Additional details are provided in the error message.

Action: Contact Oracle Support Services.

ORA-21500: internal error code, arguments: [string], [string], [string], [string], [string], [string], [string], [string]

Cause: This is the generic error number for the OCI environment (client-side) internal errors. This indicates that the OCI environment has encountered an exceptional condition.

Action: Report as a bug - the first argument is the internal error number.

ORA-21501: program could not allocate memory

Cause: The operating system has run out of memory.

Action: Take action to make more memory available to the program.

ORA-21503: program terminated by fatal error

Cause: A program is in an unrecoverable error state.

Action: Report as a bug.

ORA-21520: database server driver not installed

Cause: User attempted to access a database server through an object-mode OCI environment but the necessary driver for supporting such access to the database server is not installed or linked in.

Action: Check if the driver corresponding to the database server has been installed/linked in and entered in the server driver table.

ORA-21521: exceeded maximum number of connections in OCI (object mode only)

Cause: User exceeded the maximum number of connections (255) that can be supported by an OCI environment in object mode.

Action: Close some of existing and unused connections before opening more connections.

ORA-21522: attempted to use an invalid connection in OCI (object mode only)

Cause: User attempted to use an invalid connection or a connection that has been terminated in an OCI environment (object mode), or user attempted to dereference a REF obtained from a connection which has been terminated.

Action: Ensure that the connection exists and is still valid.

ORA-21523: functionality not supported by the server (object mode only)

Cause: User attempted to use a functionality that the server does not support.

Action: Upgrade the server

ORA-21524: object type mismatch

Cause: The object type of the object is different from what is specified.

Action: Check the type of the object and correct it.

ORA-21525: attribute number or (collection element at index) *string* violated its constraints

Cause: Attribute value or collection element value violated its constraint.

Action: Change the value of the attribute or collection element such that it meets its constraints. The constraints are specified as part of the attribute or collection element's schema information.

ORA-21526: initialization failed

Cause: The initialization sequence failed. This can happen, for example, if an environment variable such as NLS_DATE_FORMAT is set to an invalid value.

Action: Check that all NLS environment variables are well-formed.

ORA-21527: internal OMS driver error

Cause: A process has encountered an exceptional condition. This is the generic internal error number for Oracle object management services exceptions.

Action: Report this as a bug to Oracle Support Services.

ORA-21528: internal error, image could not be understood

Cause: The format of the image passed to the pickler is incorrect and cannot be understood.

Action: Contact Oracle Support Services.

ORA-21560: argument *string* is null, invalid, or out of range

Cause: The argument is expecting a non-null, valid value but the argument value passed in is null, invalid, or out of range. Examples include when the LOB/FILE positional or size argument has a value outside the range 1 through (4GB - 1), or when an invalid open mode is used to open a file, etc.

Action: Check your program and correct the caller of the routine to not pass a null, invalid or out-of-range argument value.

ORA-21561: OID generation failed

Cause: The handles passed in may not be valid

Action: Check the validity of the env, svc handles

ORA-21600: path expression too long

Cause: The path expression that is supplied by the user is too long. The path expression is used to specify the position of an attribute in an object. This error occurs when one of the intermediate elements in the path expression refers to an attribute of a built-in type. Thus, the OCI function cannot proceed on to process the rest of the elements in the path expression.

Action: User should pass in the correct path expression to locate the attribute.

ORA-21601: attribute is not an object

Cause: The user attempts to perform an operation (that is valid only for an object) to an attribute of a built-in type. An example of such an illegal operation is to dynamically set a null structure to an attribute of a built-in type.

Action: User should avoid performing such operation to an attribute of built-in type.

ORA-21602: operation does not support the specified typecode

Cause: The user attempts to perform an operation that does not support the specified typecode.

Action: User should use the range of valid typecodes that are supported by this operation.

ORA-21603: property id [*string*] is invalid

Cause: The specified property id is invalid.

Action: User should specify a valid property id. Valid property ids are enumerated by OCIObjectPropId.

ORA-21604: property [*string*] is not a property of transient or value instances

Cause: Trying to get a property which applies only to persistent objects.

Action: User should check the lifetime and only get this property for persistent objects.

ORA-21605: property [*string*] is not a property of value instances

Cause: Trying to get a property which applies only to persistent and transient objects.

Action: User should check the lifetime and only get this property for persistent and transient objects.

ORA-21606: can not free this object

Cause: Trying to free an object that is persistent and dirty and the OCI_OBJECTFREE_FORCE flag is not specified.

Action: Either flush the persistent object or set the flag to OCI_OBJECTFREE_FORCE

ORA-21607: memory cartridge service handle not initialized

Cause: Attempt to use the handle without initializing it.

Action: Initialize the memory cartridge service handle.

ORA-21608: duration is invalid for this function

Cause: Attempt to use a duration not valid for this function.

Action: Use a valid duration - a previously created user duration or OCI_DURATION_STATEMENT or OCI_DURATION_SESSION. For callout duration or external procedure duration, use OCIExtProcAllocCallMemory.

ORA-21609: memory being resized without being allocated first

Cause: Attempt to resize memory without allocating it first.

Action: Allocate the memory first before resizing it.

ORA-21610: size [string] is invalid

Cause: Attempt to resize memory with invalid size.

Action: Pass in a valid size (must be a positive integer).

ORA-21611: key length [string] is invalid

Cause: An attempt was made to use an invalid key length.

Action: Key length is invalid; a valid range is 0 to 254.

ORA-21612: key is already being used

Cause: Attempt to use a key that is already used.

Action: Use a new key that is not yet being used.

ORA-21613: key does not exist

Cause: Attempt to use a non-existent key

Action: Use a key that already exists.

ORA-21614: constraint violation for attribute number [string]

Cause: Constraints on the attribute were violated

Action: Correct the value (of the attribute) so that it satisfies constraints

ORA-21615: copy of an OTS (named or simple) instance failed

Cause: see following message

Action: Check that no attribute value violates constraints.

ORA-21700: object does not exist or is marked for delete

Cause: User attempted to perform an inappropriate operation to an object that is non-existent or marked for delete. Operations such as pinning, deleting and updating cannot be applied to an object that is non-existent or marked for delete.

Action: User needs to re-initialize the reference to reference an existent object or the user needs to unmark the object.

ORA-21701: attempt to flush objects to different servers

Cause: User attempted to flush objects to different servers in one function call. These objects are obtained by calling a callback functions provided by the program.

Action: User should avoid performing such operation.

ORA-21702: object is not instantiated or has been de-instantiated in cache

Cause: User attempted to perform an inappropriate operation to a transient object that is not instantiated in the object cache. Operations that cannot be applied to a not-instantiated transient object include deleting or pinning such an object.

Action: User should check their code to see if they are performing such an operation without instantiating the object first, or performing such an operation after the allocation duration of the object has expired.

ORA-21703: cannot flush an object that is not modified

Cause: See the error message.

Action: The object should not be flushed.

ORA-21704: cannot terminate cache or connection without flushing first

Cause: See the error message.

Action: The transaction should be aborted or committed before terminating the cache or connection.

ORA-21705: service context is invalid

Cause: The service context that is supplied by the user is not valid.

Action: User needs to establish the service context.

ORA-21706: duration does not exist or is invalid

Cause: The duration number that is supplied by the user is not valid.

Action: User needs to establish the duration or use a correct predefined duration.

ORA-21707: pin duration is longer than allocation duration

Cause: The pin duration supplied by the user is longer than the allocation duration. This affects operations such as pinning and setting default parameters.

Action: User should use a shorter pin duration or use the null duration.

ORA-21708: inappropriate operation on a transient object

Cause: User attempted to perform an inappropriate operation on a transient object. Operations that cannot be applied to a transient object include flushing and locking.

Action: User should avoid performing such operation on a transient object.

ORA-21709: cannot refresh an object that has been modified

Cause: User attempted to refresh an object that has been marked for delete, update or insert (new).

Action: User should unmark the object before refreshing it.

ORA-21710: argument is expecting a valid memory address of an object

Cause: The object memory address that is supplied by the user is invalid. The user may have passed in a bad memory address to a function that is expecting a valid memory address of an object.

Action: User should pass in a valid memory address of an object to the function.

ORA-21779: duration not active

Cause: User is trying to use a duration that has been terminated.

Action: User should avoid performing such operation.

ORA-21780: Maximum number of object durations exceeded.

Cause: This typically happens if there is infinite recursion in the PL/SQL function that is being executed.

Action: User should alter the recursion condition in order to prevent infinite recursion.

ORA-22053: overflow error

Cause: This operation's result is above the range of Oracle number.

Action: Decrease the input value(s) so that the result is in the range of Oracle number.

ORA-22054: underflow error

Cause: This operation's result is below the range of Oracle number.

Action: Increase the input value(s) so that the result is in the range of Oracle number.

ORA-22055: unknown sign flag value [*string*]

Cause: Signed flag used is not OCI_NUMBER_SIGNED or OCI_NUMBER_UNSIGNED.

Action: Use either OCI_NUMBER_SIGNED or OCI_NUMBER_UNSIGNED as sign flag.

ORA-22056: value [*string*] is divided by zero

Cause: Given value is divided by zero.

Action: Modify divisor value to be non-zero.

ORA-22057: bad integer length [*string*]

Cause: The length of the integer (ie number of bytes) to be converted to or from an Oracle number is invalid.

Action: Use integer length 1, 2, 4 or 8 bytes only.

ORA-22059: buffer size [*string*] is too small - [*string*] is needed

Cause: The buffer to hold the resulting text string is too small.

Action: Provide a buffer of the required size.

ORA-22060: argument [*string*] is an invalid or uninitialized number

Cause: An invalid or uninitialized number is passed in.

Action: Use a valid number. To initialize number call OCINumberSetZero().

ORA-22061: invalid format text [*string*]

Cause: The numeric format string for converting characters to or from an Oracle number is invalid.

Action: Use valid format string as documented in OCI Programmer's Guide.

ORA-22062: invalid input string [*string*]

Cause: The text string for converting to numbers is invalid.

Action: Use a valid input string as documented in OCI Programmer's Guide.

ORA-22063: reading negative value [*string*] as unsigned

Cause: Attempt to convert a negative number to an unsigned integer.

Action: Use the sign flag ORLTSB to convert a signed number.

ORA-22064: invalid NLS parameter string [*string*]

Cause: The NLS parameter string for converting characters to or from an Oracle number is invalid.

Action: Use valid format string as documented in OCI Programmer's Guide.

ORA-22065: number to text translation for the given format causes overflow

Cause: Rounding done due to the given string format causes overflow.

Action: Change the string format such that overflow does not occur.

ORA-22130: buffer size [*string*] is less than the required size [*string*]

Cause: The size of the buffer into which the hexadecimal REF string is to be written is too small.

Action: Provide a buffer of the required size.

ORA-22131: hexadecimal string length is zero

Cause: The given hexadecimal string length must be greater than zero.

Action: Specify a length greater than zero.

ORA-22132: hexadecimal string does not correspond to a valid REF

Cause: The given hexadecimal string is invalid.

Action: Provide a valid hexadecimal string which was previously returned by a call to OCISRefToHex().

ORA-22140: given size [*string*] must be in the range of 0 to [*string*]

Cause: The given resize size is invalid.

Action: Ensure that the given size is in the required range.

ORA-22141: given size [*string*] must be even in UTF-16 environment

Cause: The given resize size is odd. In a UTF-16 environment, all characters are 2 bytes in length.

Action: Ensure that the given size is even.

ORA-22150: variable-length array has not been initialized

Cause: An un-initialized variable-length array is being operated upon.

Action: Initialize the variable-length array prior to calling this function.

ORA-22151: cannot resize non-zero variable-length array to zero elements

Cause: Trying to resize a non-zero variable-length array to 0 elements.

Action: Specify a non-zero size.

ORA-22152: destination variable-length array is not initialized

Cause: The variable-length array on the right-hand-side of an assignment or the destination array of an append is not initialized.

Action: Initialize the destination variable-length array prior to calling this function.

ORA-22153: source variable-length array is not initialized

Cause: The variable-length array on the left-hand-side of an assignment or the source array of an append is not initialized.

Action: Initialize the destination variable-length array prior to calling this function.

ORA-22160: element at index [*string*] does not exist

Cause: Collection element at the given index does not exist.

Action: Specify the index of an element which exists.

ORA-22161: type code [*string*] is not valid

Cause: Given type code is not valid.

Action: Use one of the typecodes enumerated in OCITypeCode.

ORA-22162: element at index [*string*] has been previously deleted

Cause: Trying to delete a non-existent collection element.

Action: Check for the existence of the element prior to calling this function.

ORA-22163: left hand and right hand side collections are not of same type

Cause: Left hand and right side collections are not of same type.

Action: Ensure that the same collection type is passed for both left hand and right hand side of this function.

ORA-22164: delete element operation is not allowed for variable-length array

Cause: Trying to delete an element of a variable-length array.

Action: Ensure that the collection is not a variable-length array prior to calling this function.

ORA-22165: given index [*string*] must be in the range of [*string*] to [*string*]

Cause: Given index is not in the required range.

Action: Ensure that the given index is in the required range.

ORA-22166: collection is empty

Cause: Given collection is empty.

Action: Test if collection is empty prior to invoking this function.

ORA-22167: given trim size [*string*] must be less than or equal to [*string*]

Cause: Given trim size is greater than the current collection size.

Action: Ensure that the given size is less than or equal to the collection size prior to calling this function.

ORA-22275: invalid LOB locator specified

Cause: There are several causes: (1) the LOB locator was never initialized; (2) the locator is for a BFILE and the routine expects a BLOB/CLOB/NCLOB locator; (3) the locator is for a BLOB/CLOB/NCLOB and the routine expects a BFILE locator; (4) trying to update the LOB in a trigger body -- LOBs in trigger bodies are read only; (5) the locator is for a BFILE/BLOB and the routine expects a CLOB/NCLOB locator; (6) the locator is for a CLOB/NCLOB and the routine expects a BFILE/BLOB locator;

Action: For (1), initialize the LOB locator by selecting into the locator variable or by setting the LOB locator to empty. For (2),(3), (5) and (6)pass the correct type of locator into the routine. For (4), remove the trigger body code that updates the LOB value.

ORA-22276: invalid locator for LOB buffering

Cause: There are several causes: (1) the locator was never enabled for buffering (2) it is not an updated locator but is being used for a write/flush operation

Action: For (1) enable the locator for buffering; (2) ensure that only an updated locator is used for a LOB update operation

ORA-22277: cannot use two different locators to modify the same LOB

Cause: LOB buffering is enabled and an attempt was made to modify the LOB using two different LOB locators.

Action: When using LOB buffering, modify the LOB through one LOB locator only.

ORA-22278: must update the LOB only through the LOB buffers

Cause: LOB buffering is enabled for this LOB and there are buffers for this LOB in the buffer pool. Thus, updating the LOB through means other than the LOB buffers is not allowed.

Action: Update the LOB through the LOB buffers using the locator that has LOB buffering enabled. If this operation is required, buffers associated with this LOB should either be flushed as necessary or buffering should be disabled. Once this is done, reissue the command.

ORA-22279: cannot perform operation with LOB buffering enabled

Cause: The operation attempted is not allowed when LOB buffering is enabled.

Action: If the operation is required, LOB buffering should not be used. In this case, flush buffers associated with the input LOB locator as necessary, disable buffering on the input LOB locator and reissue the command.

ORA-22280: no more buffers available for operation

Cause: There are two causes: (1) All buffers in the buffer pool have been used up by previous operations (2) Attempt to flush a LOB without any previous buffered update operations.

Action: For (1), flush the LOB(s) through the locator that is being used to update the LOB. For (2), write to the LOB through a locator enabled for buffering before attempting to flush buffers.

ORA-22281: cannot perform operation with an updated locator

Cause: The input locator has buffering enabled and was used to update the LOB value through the LOB buffering subsystem. The modified buffer has not been flushed since the write that was performed by the the input locator; thus, the input locator is considered an updated locator. Updated locators cannot be the source of a copy operation. Only one locator per LOB may be used to modify the LOB value through the LOB buffering subsystem.

Action: Depending on whether the modifications made through the input locator to the LOB buffering subsystem should be written to the server, either flush the buffer to write the modifications, or, disable buffering on the locator to discard the modifications. Then, reissue the command.

ORA-22282: non-contiguous append to a buffering enabled LOB not allowed

Cause: The buffered write operation has an input offset value more than one byte or character past the end of the LOB.

Action: Specify an input offset value which is exactly one character or byte greater than the length of the LOB that you are attempting to update through a buffered write operation.

ORA-22283: filename contains characters that refer to parent directory

Cause: Filename contains a path "../" which references a parent directory

Action: Ensure that the filename does not contain characters which reference a parent directory.

ORA-22284: duplicate LONG binds are not supported

Cause: LOB access layer could not handle duplicate LONG binds.

Action: Provide distinct LONG or VARCHAR binds.

ORA-22285: non-existent directory or file for *string* operation

Cause: Attempted to access a directory that does not exist, or attempted to access a file in a directory that does not exist.

Action: Ensure that a system object corresponding to the specified directory exists in the database dictionary, or make sure the name is correct.

ORA-22286: insufficient privileges on file or directory to perform *string* operation

Cause: The user does not have the necessary access privileges on the directory alias and/or the file for the operation.

Action: Ask the database/system administrator to grant the required privileges on the directory alias and/or the file.

ORA-22287: invalid or modified directory occurred during *string* operation

Cause: The directory alias used for the current operation is not valid if being accessed for the first time, or has been modified by the DBA since the last access.

Action: If you are accessing this directory for the first time, provide a valid directory name. If you have been already successful in opening a file under this directory before this error occurred, then close the file and retry the operation with a valid directory alias as modified by your DBA. Oracle recommends that directories should be modified only during quiescent periods.

ORA-22288: file or LOB operation *string* failed\n*nstring*

Cause: The operation attempted on the file or LOB failed.

Action: See the next error message in the error stack for more detailed information. Also, verify that the file or LOB exists and that the necessary privileges are set for the specified operation. If the error still persists, report the error to the DBA.

ORA-22289: cannot perform *string* operation on an unopened file or LOB

Cause: The file or LOB is not open for the required operation to be performed.

Action: Precede the current operation with a successful open operation on the file or LOB.

ORA-22290: operation would exceed the maximum number of opened files or LOBs

Cause: The number of open files or LOBs has reached the maximum limit.

Action: Close some of the opened files or LOBs and retry the operation.

ORA-22291: Open LOBs exist at transaction commit time

Cause: An attempt was made to commit a transaction with open LOBs at transaction commit time.

Action: Close the LOBs before committing the transaction.

ORA-22292: Cannot open a LOB in read-write mode without a transaction

Cause: An attempt was made to open a LOB in read-write mode before a transaction was started.

Action: Start a transaction before opening the LOB in read-write mode. Ways to start a transaction include issuing a SQL DML or SELECT FOR UPDATE command. Opening the LOB in read-only mode does not require a transaction.

ORA-22293: LOB already opened in the same transaction

Cause: An attempt was made to open a LOB that already is open in this transaction.

Action: Close the LOB before attempting to re-open it.

ORA-22294: cannot update a LOB opened in read-only mode

Cause: An attempt was made to write to or update a LOB opened in read-only mode.

Action: Close the LOB and re-open it in read-write mode before attempting to write to or update the LOB.

ORA-22295: cannot bind more than 4000 bytes data to LOB and LONG columns in 1 statement

Cause: An attempt was made to bind data more than 4000 bytes of data to both LOB and LONG columns in the same insert or update statement. You can bind more than 4000 bytes of data to either a LONG column or one or more LOB columns but not both.

Action: Bind more than 4000 bytes of data to either the LONG column or one or more LOB columns but not both.

ORA-22296: invalid ALTER TABLE option for conversion of LONG datatype to LOB

Cause: An attempt was made to specify ALTER TABLE options which are disallowed during conversion of LONG datatype to LOB. The only ALTER TABLE options allowed during conversion of LONG datatype to LOB are the default clause and LOB storage clause for the column being converted to LOB.

Action: Remove the disallowed options.

ORA-22297: warning: Open LOBs exist at transaction commit time

Cause: An attempt was made to commit a transaction with open LOBs at transaction commit time.

Action: This is just a warning. The transaction was committed successfully, but any domain or functional indexes on the open LOBs were not updated. You may want to rebuild those indexes.

ORA-22298: length of directory alias name or file name too long

Cause: The length of directory alias name or file name given for a BFILE is too long.

Action: Use a shorter alias or file name.

ORA-22303: type "string"."string" not found

Cause: The user is trying to obtain information for a type that cannot be found.

Action: Check that the schema is correct and that the type has been created correctly.

ORA-22304: input type is not an object type

Cause: The user is trying to obtain the supertype information for a non-object type.

Action: Pass in only an object type.

ORA-22305: attribute/method/parameter "*string*" not found

Cause: Type element with the given name is not found in the type.

Action: Check to make sure that the type element exists.

ORA-22306: type "*string*"."*string*" already exists

Cause: The user is trying to create a type that already exists.

Action: Check to make sure that the type has not been created prior to this.

ORA-22307: operation must be on a user-defined type

Cause: attempt to perform an operation that is allowed only on a user-defined type, and the type is not a user-defined type.

Action: Check to make sure that only user-defined types are being operated on.

ORA-22308: operation not allowed on evolved type

Cause: An attempt was made to replace a type whose attribute definition been been altered.

Action: Submit ALTER TYPE ADD/DROP statement instead of ALTER TYPE REPLACE.

ORA-22309: attribute with name "*string*" already exists

Cause: The user is attempting to create an object type where more than one attributes have the same name.

Action: Check to make sure that all attribute names are unique.

ORA-22310: ALTER TYPE error. Refer to table "*string*"."*string*" for errors

Cause: An invalid alter type statement was submitted.

Action: Correct the errors listed in specified table and resubmit statement.

ORA-22311: type for attribute "*string*" does not exist

Cause: The type of the attribute does not exist.

Action: No types were created/modified for this DDL transaction. Redo the DDL transaction and add the creation of the attribute's type in the DDL transaction.

ORA-22312: must specify either CASCADE or INVALIDATE option

Cause: An attempt was made to alter a type which has a dependent type or table without specifying the CASCADE or INVALIDATE option.

Action: Resubmit the statement with either the CASCADE or INVALIDATE option. Specify CASCADE if you want to cascade the type change to dependent types and tables; otherwise, specify INVALIDATE to invalidate all dependents.

ORA-22313: cannot use two versions of the same type "*string*"

Cause: The version of this type conflicts with the version of this type used by another library that was linked in with the application. An application may only use one version of a type.

Action: Check that the libraries being linked with this application and use the same versions of the type.

ORA-22314: method information mismatch in ALTER TYPE

Cause: The number of methods or the method signature do not match that of the original type declaration. This is not supported.

Action: Make sure the method signature stay identical for the previously declared method. Do not drop existing methods.

ORA-22315: type "*string*" does not contain a map or order function

Cause: The input type does not contain a map or order function so one cannot be returned.

Action: Add a map or order function to the type or catch this error.

ORA-22316: input type is not a collection type

Cause: The user is trying to obtain information for collection types on a non-named collection type.

Action: Use a named collection type for the function.

ORA-22317: typecode *string* is not legal as a number type

Cause: The user is trying to use a number typecode that is not valid.

Action: Use only OCI_TYPECODE_SMALLINT, OCI_TYPECODE_INTEGER, OCI_TYPECODE_REAL, OCI_TYPECODE_DOUBLE, OCI_TYPECODE_FLOAT, OCI_TYPECODE_NUMBER, or OCI_TYPECODE_DECIMAL.

ORA-22318: input type is not an array type

Cause: The user is trying to obtain the number of elements for a non-array type.

Action: Pass in only a named collection type which is an array.

ORA-22319: type attribute information altered in ALTER TYPE

Cause: The type attribute information does not match that of the original type declaration when altering type. Attributes cannot be altered during ALTER TYPE. Only new methods can be added.

Action: Check that all type alterations are legal.

ORA-22320: missing user version string

Cause: The VERSION option is specified without a user version string.

Action: Resubmit the statement with the version string following the VERSION keyword.

ORA-22321: method does not return any result

Cause: OCITypeResult() was called on a method that does not return any results.

Action: Check that you are passing in the correct method descriptor, or that your method creation was done correctly.

ORA-22322: error table "*string*"."*string*" has incorrect structure

Cause: The specified error table does not have the expected table structure.

Action: Execute the DBMS_UTILITY.CREATE_ALTER_TYPE_ERROR_TABLE procedure to create an error table, then resubmit the statement using the new error table.

ORA-22323: error table "*string*"."*string*" does not exist

Cause: The error table does not exist.

Action: Resubmit the statement with a correct error table name.

ORA-22324: altered type has compilation errors

Cause: The use of the ALTER TYPE statement caused a compilation error.

Action: Correct the error reported and resubmit the statement.

ORA-22325: event for create type with user version string

ORA-22326: cannot change a type to FINAL if it has subtypes

Cause: An attempt was made to change a type with subtypes to FINAL.

Action: Drop all subtypes of the target type before changing it to FINAL.

ORA-22327: cannot change a type to NOT INSTANTIABLE if it has dependent tables

Cause: An attempt was made to change a type with dependent tables to NOT INSTANTIABLE.

Action: Drop all dependent tables of the target type and resubmit the statement.

ORA-22328: object "string"."string" has errors.\nstring

Cause: Altering the target type causes errors in its dependent object.

Action: Correct the problem in the dependent object and resubmit the statement.

ORA-22329: cannot alter a non-object type

Cause: An attempt was made to execute ALTER TYPE on a non-object type.

Action: Drop the non-object type first, then re-create it as an object type.

ORA-22330: cannot alter a type that is not valid

Cause: An attempt was made to perform ALTER TYPE on an invalid type.

Action: Use the CREATE OR REPLACE TYPE command to modify the type.

ORA-22331: cannot alter an incomplete type

Cause: An attempt was made to perform ALTER TYPE on an incomplete type.

Action: Use CREATE TYPE to completely define the original type before executing the ALTER TYPE.

ORA-22332: a dependent object in schema "string" has errors.\nstring

Cause: Altering the target type causes errors in its dependent object.

Action: Correct the problem in the dependent object and resubmit the statement.

ORA-22333: cannot reset type "string"."string" due to invalid dependent types and tables

Cause: An attempt was made to reset the type version with invalid dependent types and tables.

Action: Use the ALTER TYPE COMPILE statement to compile all invalid dependent types and use the ALTER TABLE UPGRADE INCLUDING DATA to upgrade all the dependent tables then resubmit the statement.

ORA-22334: cannot reset type "string"."string". Dependent tables must be upgraded to latest version

Cause: An attempt was made to reset the type version when the data in the dependent table has not been upgraded to the latest type version.

Action: Use the ALTER TABLE UPGRADE INCLUDING DATA statement to upgrade the data in the dependent tables then resubmit the statement.

ORA-22335: The client cannot work with an altered type

Cause: A pre 8.2 client has requested a type that has been altered on the server.

Action: Only 8.2 or higher clients could access altered types

ORA-22336: table contained 8.0 image format, must specify INCLUDING DATA

Cause: One of the following: 1) An attempt was made to alter a type with a dependent table in 8.0 image format and the NOT INCLUDING TABLE DATA option was specified. 2) An attempt was made to upgrade a table in 8.0 image format with the NOT INCLUDING DATA option specified.

Action: Resubmit the statement with INCLUDING DATA option.

ORA-22337: the type of accessed object has been evolved

Cause: The type of the accessed object has been altered and the client's object is based on an earlier type definition.

Action: The user needs to exit application and modify application to accommodate the type change. From SQL/PLUS, reconnect and resubmit statement.

ORA-22338: must specify CASCADE INCLUDING DATA when altering the final property

Cause: An attempt was made to alter the final property of a type with dependent table(s) without specifying the CASCADE INCLUDING DATA . option.

Action: Resubmit the statement with the CASCADE INCLUDING DATA option.

ORA-22339: cannot alter to not final since its attribute column is substitutable

Cause: An attempt was made to alter a type to not final when its embedded attribute is defined as substitutable in some tables. Note, this is a restriction in 9.0 version because when a type is altered to not final, column of that type is set to not substitutable at all levels; thus, it is an error if one of its embedded attribute column is already marked substitutable.

Action: Recreate the table and specify NOT SUBSTITUTABLE AT ALL LEVELS for all columns of non final type. Then resubmit the ALTER TYPE statement.

ORA-22340: cannot *string* type "*string*".*string*". Dependent tables must be upgraded to latest version

Cause: An attempt was made to reset the version, drop or alter a type when the data in dependent table has not been upgraded to the latest version.

Action: Use the ALTER TABLE UPGRADE INCLUDING DATA statement to upgrade the data in the dependent tables then resubmit the statement.

ORA-22341: cannot assign supertype instance to subtype

Cause: An attempt was made to assign or copy a supertype instance to a container (destination) that can only hold a subtype instance.

Action: Make sure the runtime type of the source of the assignment or copy is the same type as the destination or is a subtype of the destination type

ORA-22342: dependent VARRAY column exceeds the maximum inline column size

Cause: An attempt was made to alter a type (add or modify attribute) which causes the size of its dependent VARRAY column to exceed the maximum inline column size. However, the VARRAY column was not specified to be stored as LOB at the table level when the table was created.

Action: Specify the VARRAY column to be stored as LOB at the table level when the table is created.

ORA-22343: Compilation error for type invalidated by ALTER TYPE

Cause: Compilation failed for a type which was invalidated by ALTER TYPE. We throw this error and rollback the compilation effort so that the user may be able to fix

whatever is causing the compilation error and try again. It is important that we do not change status here and modify the dependency information as this will affect the creation of versions.

Action: Check what is causing the compilation error and correct it and try again.

ORA-22344: can not specify CONVERT TO SUBSTITUTABLE option for ALTER TYPE other than NOT FINAL change

Cause: An attempt was made to specify CONVERT TO SUBSTITUTABLE option for ALTER TYPE other than NOT FINAL change.

Action: Specify CONVERT TO SUBSTITUTABLE option only for ALTER TYPE NOT FINAL change.

ORA-22345: recompile type *string.string* before attempting this operation

Cause: An attempt was made to perform an operation which requires the specified datatype to be valid, but the datatype is invalid

Action: Recompile the specified type and retry the operation

ORA-22346: Type has cyclical dependency. Should use CASCADE option

Cause: An attempt was made to alter a type which has a cyclical dependency, with invalidate option.

Action: Give CASCADE option instead of INVALIDATE

ORA-22347: No changes to type specified for ALTER TYPE

Cause: The ALTER TYPE does not contain any changes to the type.

Action: If any change is required for the type, modify the ALTER TYPE to specify the change. Else no need for the ALTER.

ORA-22348: The object type DDL is not supported in Editioned schema

Cause: The object type DDL was not supported in an Editioned schema.

Action: Do not perform this DDL on an Editioned schema object.

ORA-22349: This version of the Oracle server does not support PL/SQL package type descriptions.

Cause: An attempt was made to get PL/SQL package type description information from a version of the Oracle server that does not support the description of PL/SQL package types.

Action: Do not attempt to describe package types on this Oracle server.

ORA-22350: Incomplete opaque type cannot be used here

Cause: An incomplete SYS.AnyType or SYS.AnyData or SYS.AnyDataSet is being used inappropriately.

Action: Check the documentation for correct usage.

ORA-22351: OCI API is not supported by this version of the Oracle server.

Cause: An attempt was made to call an Oracle Call Interface (OCI) API which is not supported by this version of the Oracle server.

Action: Do not call the unsupported OCI API when connected to this Oracle server.

ORA-22352: Type is unsupported or contains an unsupported attribute or element.

Cause: A PL/SQL package type was not supported on the client or contained an attribute or element that was not supported on the client. Unsupported types include index by VARCHAR2 collections, remote types and MLSLABELs.

Action: Do not attempt to use unsupported PL/SQL package types or types that contain unsupported attributes or elements on the client.

ORA-22369: invalid parameter encountered in method *string*

Cause: An invalid parameter is being passed to this method of SYS.AnyType ,SYS.AnyData or SYS.AnyDataSet

Action: Check the parameters being passed to this method and make sure that the parameters are allowed.

ORA-22370: incorrect usage of method *string*

Cause: This method of SYS.AnyType or SYS.AnyData or SYS.AnyDataSet is being used inappropriately.

Action: Check the documentation for correct usage.

ORA-22371: Table contains data of type *string.string*, version *string*, which does not exist

Cause: Some of the older versions of the type may have got deleted because one or more of the types it were referencing was dropped.

Action: These data could not be read as the whole ADT. Read the data at individual scalar attribute level.

ORA-22372: Event for type dictionary upgrade

Cause: This is an internally used event for type dictionary upgrades from 8.0 to 8.1.

Action: None

ORA-22373: Older version hashcode encountered

Cause: An older version HC is encountered when creating a new version hahscode. Currently this is handled internally.

Action: None

ORA-22374: cannot reset the version of a type with table dependents

Cause: The type for which reset version was requested has table dependents.

Action: None

ORA-22375: Event to check for subtypes in complete type tree

Cause: This event is used to check for subtypes in complete type tree without any restriction on depth in the fix for bug# 12430142.

Action: None

ORA-22376: Event to keep old behavior for type public synonyms

Cause: A public type synonym was qualified with a schema which may lead to incorrect name resolution. This issue has been resolved. However, this event allows you to use the old behavior if desired.

Action: None

ORA-22377: Unpacking of ANYDATA columns is not supported for attribute columns.

Cause: An attribute column has been referenced in the 'modify_opaque_type' clause.

Action: Do not use an attribute column in the 'modify_opaque_type' clause.

ORA-22378: cannot add, drop or modify attributes of a type with synonym dependents defined on FINAL types

Cause: An attempt to ALTER TYPE [ADD | DROP | MODIFY] ATTRIBUTE on a type with synonym dependents defined on a FINAL type, which has table dependents, failed.

Action: None

ORA-22379: event to bypass hashcode in kottyphequ

Cause: This event is used to bypass the error "ORA-39779" during the import of table data which occurs because of the mismatch in the hashcodes of a user-defined type between the source and the target databases. The event has to be used when the source database has an improper hashcode for the user-defined type.

Action: None

ORA-22380: event to skip updating the dependencies

Cause: This event is used to bypass regenerating dependencies during upgrade while running ALTER TABLE MOVE on type dictionary tables to enable storage in row. This happens on the upgrade path from 10.1.

Action: None

ORA-22381: type collation is not the same as default collation

Cause: An attempt was made to ALTER TYPE COMPILE when the type collation was different from the current active collation. This is not allowed.

Action: Set the active collation to be the same as the type collation or issue the REUSE SETTINGS clause.

ORA-22382: event to allow status 6 recompile to change settings

Cause: This event is used to allow types in status 6 to recompile with current environment settings. The standard behavior is to reuse the current compiled settings. This is made available so that users can change the hashcodes of types created under different NLS_LANGUAGE_SEMANTICS.

Action: None

ORA-22600: encountered 8.0.2 (Beta) VARRAY data that cannot be processed

Cause: Production Oracle8 (8.0.3 and beyond) encounters some VARRAY data which was created and stored by Oracle8 8.0.2 (Beta 2). Production Oracle8 cannot understand or process such VARRAY data.

Action: Delete the VARRAY data from the table by dropping the table, deleting the rows, or nulling out the VARRAY columns, and then re-insert the VARRAY data. There is no provided script or tool to help automate this conversion.

ORA-22601: pickler TDS context [string] is not initialized

Cause: Attempt to use the pickler TDS context without initializing it.

Action: Use OCIPicklerTdsCtxInit to initialize the context.

ORA-22602: pickler TDS handle [*string*] is not well-formed

Cause: Attempt to use the pickler TDS handle without initializing/ constructing it.

Action: Use OCIPicklerTdsInit to initialize the handle before it is constructed. Use OCIPicklerTdsGenerate to generate the TDS before its attributes can be accessed.

ORA-22603: cannot add an attribute to the already generated TDS handle

Cause: Attempt to add an attribute to the already constructed TDS.

Action: Use a TDS handle that is initialized but not yet constructed.

ORA-22604: TDS handle already generated

Cause: Attempt to generate TDS that is already generated.

Action: Use a TDS handle that is initialized but not yet generated.

ORA-22605: FDO handle [*string*] is not initialized

Cause: Attempt to use an uninitialized FDO handle.

Action: Use OCIPicklerFdoInit to initialize FDO handle".

ORA-22606: pickler image handle [*string*] is not well-formed

Cause: Attempt to use the image handle without initializing/ constructing it.

Action: Use OCIPicklerImageInit to initialize the handle before it is constructed. Use OCIPicklerImageGenerate to generate the image before its attributes can be accessed.

ORA-22607: image handle already generated

Cause: Attempt to generate image that is already generated.

Action: Use a image handle that is initialized but not yet generated.

ORA-22608: cannot add an attribute to the already generated image handle

Cause: Attempt to add an attribute to the already constructed image.

Action: Use a image handle that is initialized but not yet constructed.

ORA-22609: error *string* during initialization of FDO

Cause: Error during FDO initialization.

Action: Take an action based on the specified error.

ORA-22610: error while adding a scalar to the image handle

Cause: Error while adding a scalar attribute to the image handle

Action: Make sure image handle is initialized before adding scalar

ORA-22611: TDS version is not recognized

Cause: Incorrect TDS handle is passed

Action: Make sure image handle is initialized with the correct TDS

ORA-22612: TDS does not describe a collection TDS

Cause: collection construct/access routines are being on an image but the TDS does not describe that a collection TDS

Action: Make sure a collection TDS is used before invoking collection routines on the image handle

ORA-22613: buflen does not match the size of the scalar

Cause: buflen is incorrect

Action: Make sure buflen is correct and matches the size of the scalar

ORA-22614: error while construction the collection in the image

Cause: Error during the construction of collection

Action: Make sure image handle is initialized and OCIPicklerImageCollBegin is called to begin collection

ORA-22615: attribute is not a collection

Cause: collection routine is invoked upon a non-collection attribute

Action: Make sure attribute is a collection

ORA-22616: image is not of Oracle 8.1 format

Cause: The function being invoked is applicable only for 8.1 images

Action: Make sure image is of 8.1 format

ORA-22617: error while accessing the image handle collection

Cause: Error while accessing collection in the image handle

Action: Make sure image is initialized correctly and the collection is constructed properly.

ORA-22618: attribute is a BAD NULL in the image handle

Cause: attribute in question is probably the attribute of a null embedded image

Action: Make sure attribute number is valid or it is NULL or NOT NULL.

ORA-22619: all collection elements have already been accessed

Cause: Accessing a collection element after all the collection elements are already accessed

Action: This function should not be invoked any more.

ORA-22620: buffer size too small to hold the value

Cause: Buffer size is not enough to hold the value. Most likely while doing the character set conversion, a bigger buffer is needed.

Action: Pass in a bigger buffer. If the client character set format differs from that of server, doing the conversion may result in 4X expansion.

ORA-22621: error transferring an object from the agent

Cause: Any error returned from pickler routines on the agent side.

Action: Contact Oracle Support.

ORA-22625: OCIAnyData is not well-formed

Cause: Attempt to use the OCIAnyData without initializing constructing it.

Action: Use OCIAnyDataBeginConstruct to initialize the handle before it is adding attributes. Use OCIAnyDataEndConstruct to complete the construction. Or use OCIAnyDataConvert to do the construction. MAKE sure it is properly constructed before accessing attributes.

ORA-22626: Type Mismatch while constructing or accessing OCIAnyData

Cause: Type supplied is not matching the type of the AnyData. If piece wise construction or access is being attempted, the type supplied is not matching the type of the current attribute.

Action: Make sure the type supplied matches the type of object to be constructed or accessed.

ORA-22627: tc [*string*] must be that of object/varray/nested table

Cause: Type code is not that of object/varray/nested table

Action: Make sure the type code is OCI_TYPECODE_OBJECT or OCI_TYPECODE_VARRAY or OCI_TYPECODE_TABLE

ORA-22628: OCIAnyData already constructed

Cause: Attempt to add attributes to OCIAnyData that is already constructed.

Action: Use the OCIAnyData that is initialized but not yet constructed.

ORA-22629: OCIAnyData is null

Cause: Attempting an operation that is not valid on null OCIAnyData

Action: Make sure OCIAnyData is not null.

ORA-22630: attribute [*string*] is null or it is not well-formed

Cause: Passing an attribute that is null or not well-formed

Action: Make sure the attribute is not null or is well-formed.

ORA-22631: attribute [*string*] is is not well-formed or does not match the type

Cause: Passing an attribute that is not well-formed or does not match the input type.

Action: Make sure the attribute is well-formed and matches the type specified.

ORA-22632: AnyDataSet parameter is not valid for the current operation

Cause: The AnyDataSet parameter is null or it is somehow invalid for the current operation.

Action: Check the documentation for the current operation.

ORA-22633: Error freeing AnyDataSet

Cause: AnyDataSet that is passed in may not be valid.

Action: Check all the AnyDataSet parameters.

ORA-22634: Error adding new instance to AnyDataSet

Cause: Current instance in the AnyDataSet has not been fully constructed.

Action: Make sure that the current instance is fully constructed before adding new instance.

ORA-22635: time stamp with time zone type not supported

Cause: OCIAnyData did not support conversion of time stamp with time zone when the version of time zone files differ.

Action: Use same version of time zone files.

ORA-22637: A transformed image cannot be inserted or updated.

Cause: An attempt was made to insert or update an object column with transformed data. Preventing unexpected data from being written to disk is an internal error.

Action: Contact Oracle Support Services.

ORA-22800: invalid user-defined type

Cause: An attempt was made to use an incomplete type as a constructor.

Action: Complete the type definition before using it in a query.

ORA-22801: invalid object row variable

Cause: The specified object row variable is not available in the scope of name resolution.

Action: Verify the specified object row variable is correct, or use an object row variable visible in scope.

ORA-22802: remote implementation type not supported

Cause: Remote type reference was not supported with user-defined aggregate function.

Action: Use local implementation type with user-defined aggregate function.

ORA-22803: object type contains zero attributes

Cause: An attempt was made to create or specify a column or constructor of an object type that has no attributes. Only object types that have at least one attribute are allowed in this context.

Action: specify a valid object type

ORA-22804: remote operations not permitted on object tables or user-defined type columns

Cause: An attempt was made to perform queries or DML operations on remote object tables or on remote table columns whose type is one of object, REF, nested table or VARRAY.

Action: n/a

ORA-22805: cannot insert NULL object into object tables or nested tables

Cause: An attempt was made to insert a NULL object into an object table or a Nested Table.

Action: Ensure that a non-NULL object is inserted into the table or insert an object with attributes whose values are NULL.

ORA-22806: not an object or REF

Cause: An attempt was made to extract an attribute from an item that is neither an object nor a REF.

Action: Use an object type or REF type item and retry the operation.

ORA-22807: cannot resolve to a scalar type or a collection type

Cause: Invalid use of a non-scalar (for example, object type) item.

Action: Change the item's data type and retry the operation.

ORA-22808: REF dereferencing not allowed

Cause: An attempt was made to access an object type's attributes by dereferencing a REF item.

Action: Make the item an object type instead of a REF to an object type.

ORA-22809: nonexistent attribute

Cause: An attempt was made to access a non-existent attribute of an object type.

Action: Check the attribute reference to see if it is valid. Then retry the operation.

ORA-22810: cannot modify object attributes with REF dereferencing

Cause: An attempt was made to modify the attributes an object by dereferencing a REF column in an UPDATE statement.

Action: Update the table containing the object that the REF points to, or change the REF column to an object type column.

ORA-22812: cannot reference nested table column's storage table

Cause: An attempt to access the nested table column's storage table is not allowed in the given context.

Action: Issue the statement against the parent table containing the nested table column.

ORA-22813: operand value exceeds system limits

Cause: Object or Collection value was too large. The size of the value might have exceeded 30k in a SORT context, or the size might be too big for available memory.

Action: Choose another value and retry the operation.

ORA-22814: attribute or element value is larger than specified in type

Cause: Value provided for the object type attribute or collection element exceeded the size specified in the type declaration.

Action: Choose another value and retry the operation.

ORA-22816: unsupported feature with RETURNING clause

Cause: RETURNING clause is currently not supported for object type columns, LONG columns, remote tables, INSERT with subquery, and INSTEAD OF Triggers.

Action: Use separate select statement to get the values.

ORA-22817: subquery not allowed in the default clause

Cause: An attempt was made to use a subquery in the column default clause expression.

Action: Remove the subquery from the default clause.

ORA-22818: subquery expressions not allowed here

Cause: An attempt was made to use a subquery expression where these are not supported.

Action: Rewrite the statement without the subquery expression.

ORA-22819: scope of input value does not correspond to the scope of the target

Cause: An attempt to operate on a REF value scoped to a different table than the expected one

Action: Use a ref which is scoped to the expected table and retry the operation

ORA-22826: cannot construct an instance of a non instantiable type

Cause: An attempt was made to use a non instantiable type as a constructor.

Action: None

ORA-22828: input pattern or replacement parameters exceed 32K size limit

Cause: Value provided for the pattern or replacement string in the form of VARCHAR2 or CLOB for LOB SQL functions exceeded the 32K size limit.

Action: Use a shorter pattern or process a long pattern string in multiple passes.

ORA-22833: Must cast a transient type to a persistent type

Cause: An attempt was made to use the transient type in the query result.

Action: Cast the transient type to a structurally equivalent persistent type.

ORA-22835: Buffer too small for CLOB to CHAR or BLOB to RAW conversion (actual: *string*, maximum: *string*)

Cause: An attempt was made to convert CLOB to CHAR or BLOB to RAW, where the LOB size was bigger than the buffer limit for CHAR and RAW types. Note that widths are reported in characters if character length semantics are in effect for the column, otherwise widths are reported in bytes.

Action: Do one of the following: 1. Make the LOB smaller before performing the conversion, for example, by using SUBSTR on CLOB 2. Use DBMS_LOB.SUBSTR to convert CLOB to CHAR or BLOB to RAW.

ORA-22837: Relational hint or keyword is disallowed for user-level DML

Cause: An attempt was made to use relational hint or keyword in user-level DML.

Action: Avoid using DML with relational hint or keyword.

ORA-22839: Direct updates on SYS_NC columns are disallowed

Cause: An attempt was made to update SYS_NC columns directly.

Action: Avoid direct updates on SYS_NC columns.

ORA-22850: duplicate LOB storage option specified

Cause: A LOB storage option (CHUNK, PCTVERSION, CACHE, NOCACHE, TABLESPACE, STORAGE, INDEX, SECUREFILE/BASICFILE, [A]SYNC) was specified more than once.

Action: Specify all LOB storage options only once.

ORA-22851: invalid CHUNK LOB storage option value

Cause: The specified CHUNK LOB storage option value must be an integer.

Action: Choose an appropriate integer value and retry the operation.

ORA-22852: invalid PCTVERSION LOB storage option value

Cause: The specified PCTVERSION LOB storage option value must be an integer.

Action: Choose an appropriate integer value and retry the operation.

ORA-22853: invalid LOB storage option specification

Cause: A LOB storage option was not specified

Action: Specify one of CHUNK, PCTVERSION, CACHE, NOCACHE, TABLESPACE, STORAGE, INDEX, [A]SYNC or DATA SYNC as part of the LOB storage clause.

ORA-22854: invalid option for LOB storage index

Cause: A valid LOB store index option was not specified.

Action: Specify one of (INITRANS, MAXTRANS, TABLESPACE, STORAGE) as part of the LOB storage index.

ORA-22855: optional name for LOB storage segment incorrectly specified

Cause: The optional name for LOB storage segment was specified with multiple columns in the column list.

Action: Specify each column LOB storage only with optional name(s).

ORA-22856: cannot add columns to object tables

Cause: An attempt was made to add columns to an object table. Object tables cannot be altered to add columns since its definition is based on an object type.

Action: Create a new type with additional attributes, and use the new type to create an object table. The new object table will have the desired columns.

ORA-22857: cannot modify columns of object tables

Cause: An attempt was made to alter the object table by modifying existing columns. An object table cannot be altered to modify existing columns since it is based on an object type. The table definition must be in sync with the corresponding type.

Action: Create a new type with the desired attribute types and use it to create an object table. The new object table will have the desired columns.

ORA-22858: invalid alteration of datatype

Cause: An attempt was made to modify the column type to object, REF, nested table, VARRAY or LOB type.

Action: Create a new column of the desired type and copy the current column data to the new type using the appropriate type constructor.

ORA-22859: invalid modification of columns

Cause: An attempt was made to modify an object, REF, VARRAY, nested table, or LOB column type.

Action: Create a new column of the desired type and copy the current column data to the new type using the appropriate type constructor.

ORA-22860: object type expected

Cause: An attempt was made to create an object table using a non-object type, or to create a column that is a REF to a non-object type.

Action: Use a valid object type in the table or column definition.

ORA-22861: invalid user-defined type

Cause: An attempt was made to create a column or object table of a non-existent type.

Action: Specify a valid type in the table or column definition.

ORA-22862: specified object identifier doesn't match existing object identifier

Cause: An attempt was made to specify an object identifier for the type that does not match the existing identifier of the incomplete type of the same name.

Action: Specify the correct object identifier or leave it out of the statement.

ORA-22863: synonym for datatype *string.string* not allowed

Cause: A synonym specification for a datatype is not supported

Action: do not use the synonym for the datatype

ORA-22864: cannot ALTER or DROP LOB indexes

Cause: An attempt was made to ALTER or DROP a LOB index.

Action: Do not operate directly on the system-defined LOB index. Perform operations on the corresponding LOB column.

ORA-22865: more than one column specified

Cause: An attempt was made to specify multiple columns where only one is allowed.

Action: Specify a single column and retry the operation.

ORA-22866: cannot replace a type with table dependents

Cause: An attempt was made to replace a type that has table dependents.

Action: Drop all table(s) depending on the type, then retry the operation.

ORA-22868: table with LOBs contains segments in different tablespaces

Cause: An attempt was made to drop a tablespace which contains the segment(s) for the LOB columns of a table but does not contain the table segment.

Action: Find table(s) with LOB columns which have non-table segments in this tablespace. Drop these tables and reissue drop tablespace.

ORA-22869: depth of type dependency hierarchy exceeds maximum limit

Cause: The type dependency hierarchy was structured to have depth greater than 1024.

Action: Re-structure the type dependency hierarchy to a shorter depth.

ORA-22870: ALTER TYPE with REPLACE option a non-object type

Cause: attempt to perform ALTER TYPE with REPLACE option a non-object type

Action: drop the non-object type first, then re-create it as an object type

ORA-22871: ALTER TYPE with REPLACE is not allowed for pure incomplete types

Cause: An attempt to perform ALTER TYPE with REPLACE option for a pure incomplete type

Action: Completely define the original type, before using the ALTER TYPE with REPLACE option.

ORA-22872: OID INDEX clause not allowed on tables with primary key based object identifiers

Cause: An attempt to create an OID INDEX on a table with primary key based object identifiers.

Action: Remove the OID INDEX clause

ORA-22873: primary key not specified for primary key based object table

Cause: An attempt to create a primary key based object table without specifying a primary key

Action: Specify a primary key and retry the operation

ORA-22874: attribute "string" is not part of the type "string"

Cause: Attribute specified in the user_defined clause is not an attribute of the REF type

Action: Ensure that the name specified in the user_defined clause is the name of a valid attribute of the REF type

ORA-22875: cannot drop primary key of an object table whose object identifier is primary key based

Cause: An attempt to drop the primary key of an object table which has a primary key based object identifier

Action: Remove the drop primary key clause

ORA-22876: this user-defined type is not allowed or it cannot be used in this context

Cause: An attempt to create a kind of user-defined type which is not allowed, or an attempt to create table columns or use default constructor with a type on which these are not supported.

Action: Ensure that the type is permitted in this context.

ORA-22877: invalid option specified for a HASH partition or subpartition of a LOB column

Cause: One or more invalid options were encountered while parsing the physical attributes of a LOB partition or subpartition. Either the LOB partition is in a table partitioned using the HASH method, or the LOB subpartition is in a table subpartitioned using the HASH method. TABLESPACE is the only valid option for a HASH partition or subpartition.

Action: Remove the invalid option(s).

ORA-22878: duplicate LOB partition or subpartition specified

Cause: An attempt was made to specify a partition or subpartition that has already been specified for the LOB column.

Action: Remove the duplicate specification.

ORA-22879: cannot use the LOB INDEX clause for partitioned tables

Cause: An attempt was made to specify a LOB INDEX clause in a CREATE TABLE or ALTER TABLE statement for a partitioned table.

Action: Remove the LOB INDEX clause.

ORA-22880: invalid REF

Cause: An invalid REF was accessed.

Action: Modify the REF and retry the operation.

ORA-22881: dangling REF

Cause: The object corresponding to the REF that was accessed does not exist.

Action: Ensure that the REF value is pointing to an existing object.

ORA-22882: object creation failed

Cause: The object cannot be created in the database.

Action: Check to see if the object table exists and the object size is not too big. Then retry the operation.

ORA-22883: object deletion failed

Cause: The object could not be deleted from the database.

Action: Check to see if the object table exists. Then retry the operation.

ORA-22884: object modification failed

Cause: The object could not be modified in the database.

Action: Check to see if the object table exists and the object size is not too big. Then retry the operation.

ORA-22885: cannot get REF to a non-persistent object

Cause: An attempt was made to get a REF for something other than an object in an object table. REFs can only be taken for objects in object tables.

Action: Rewrite the query to obtain REF values from object tables.

ORA-22886: scoped table "*string*" in schema "*string*" is not an object table

Cause: The scoped table specified for a REF column is not an object table.

Action: Ensure that the scoped table is an object table. Then retry the operation.

ORA-22887: type of REF column is not the same as that of its scoped table

Cause: The type specified for the REF column and the type specified for the scope table are different.

Action: Ensure that the types of a REF column and its scoped table are the same.

ORA-22888: duplicate SCOPE clauses for a REF column

Cause: Multiple SCOPE clauses were specified for a single REF column.

Action: Remove the duplicate SCOPE clauses and retry the operation.

ORA-22889: REF value does not point to scoped table

Cause: An attempt was made to insert a REF value that does not point to the scoped table.

Action: Ensure that the REF values point to the scoped table.

ORA-22890: cannot specify name for REF column constraint

Cause: An attempt was made to specify a constraint name for a constraint on a REF column.

Action: Remove the constraint name and retry the operation.

ORA-22891: cannot have multiple columns in REF constraint

Cause: An attempt was made to specify multiple columns in a single REF constraint.

Action: Specify separate constraints for each column and retry the operation.

ORA-22892: scoped table "*string*" does not exist in schema "*string*"

Cause: The scoped table specified for a REF column does not exist.

Action: Ensure that the scoped table exists and retry the operation.

ORA-22893: constraint can be specified only for REF columns

Cause: The constraint specified does not apply to non-REF columns.

Action: Remove the constraint and retry the operation.

ORA-22894: cannot add constraint on existing unscoped REF columns of non-empty tables

Cause: An attempt was made to add a constraint to existing unscoped REF columns of a table which contains one or more rows.

Action: Remove the constraint specification or add the constraint after emptying the table.

ORA-22895: referenced table "*string*" in schema "*string*" is not an object table

Cause: The referenced table specified for a REF column is not an object table.

Action: Ensure that the referenced table is an object table. Then retry the operation.

ORA-22896: cannot have both scope and referential constraint on REF column "*string*"

Cause: REF column has both a referential and a scope constraint. A referential constraint implies a scope constraint.

Action: Remove either the referential or scope constraint and then retry the operation.

ORA-22897: no scope clause specified for user-defined REF column "*string*"

Cause: User-defined REF column does not have a scope constraint.

Action: Specify a scope constraint for the user-defined REF column and retry the operation.

ORA-22898: existing scope clause on "string" points to a table other than the one mentioned in the referential constraint

Cause: Table mentioned in the referential integrity constraint is different from the scope table of the REF column.

Action: Specify the scope table of the REF column in the referential integrity constraint and then retry the operation.

ORA-22899: cannot specify both scope and rowid constraint on ref column

Cause: An attempt was made to specify both a scope and a rowid constraint on a REF column.

Action: Remove either the rowid or scope constraint and then retry the operation.

ORA-22900: the SELECT list item of THE subquery is not a collection type

Cause: The THE subquery must SELECT a nested table or VARRAY item.

Action: change the subquery to SELECT a nested table or VARRAY item.

ORA-22901: cannot compare VARRAY or LOB attributes of an object type

Cause: Comparison of VARRAY or LOB attributes of an object type was attempted in the absence of a MAP or ORDER method.

Action: Define a MAP or ORDER method for the object type.

ORA-22902: CURSOR expression not allowed

Cause: CURSOR on a subquery is allowed only in the top-level SELECT list of a query.

Action: n/a

ORA-22903: MULTISSET expression not allowed

Cause: MULTISSET expressions are allowed only inside a CAST to a nested table or VARRAY type.

Action: put the MULTISSET(subquery) expression inside a CAST to a nested table or VARRAY type.

ORA-22904: invalid reference to a nested table column

Cause: invalid use of a nested table column

Action: remove invalid reference to the nested table column

ORA-22905: cannot access rows from a non-nested table item

Cause: attempt to access rows of an item whose type is not known at parse time or that is not of a nested table type

Action: use CAST to cast the item to a nested table type

ORA-22906: cannot perform DML on expression or on nested table view column

Cause: Attempted to perform a DML on an expression or on a nested table view column where a nested table column of a base table is expected.

Action: Only nested table column of a base table is allowed in the DML.

ORA-22907: invalid CAST to a type that is not a nested table or VARRAY

Cause: Attempted to CAST to a type that is not a nested table or VARRAY

Action: Re-specify CAST to a nested table or VARRAY type.

ORA-22908: reference to NULL table value

Cause: The evaluation of the THE subquery or nested table column resulted in a NULL value implying a NULL table instance. The THE subquery or nested table column must identify a single non-NULL table instance.

Action: Ensure that the evaluation of the THE subquery or nested table column results in a single non-null table instance. If happening in the context of an insert statement where the THE subquery is the target of an insert, then ensure that an empty nested table instance is created by updating the nested table column of the parent table's row specifying an empty nested table constructor.

ORA-22909: exceeded maximum VARRAY limit

Cause: The total number of elements used in VARRAY construction exceeds the specified VARRAY limit.

Action: Don't use the more than the specified limit of elements for VARRAY construction.

ORA-22910: cannot specify schema name for nested tables

Cause: Table name was qualified with schema name in the nested table column's (or attribute's) storage clause.

Action: Re-specify the nested table item's storage clause without the schema name qualification. By default, the storage table for the nested table item is created in the same schema as the containing table.

ORA-22911: duplicate storage specification for the nested table item

Cause: The storage clause is specified more than once for the NESTED TABLE column.

Action: Remove the duplicate storage specification.

ORA-22912: specified column or attribute is not a nested table type

Cause: The storage clause is specified for a column or attribute that is not a nested table column or attribute.

Action: Specify a valid nested table column or attribute.

ORA-22913: must specify table name for nested table column or attribute

Cause: The storage clause is not specified for a nested table column or attribute.

Action: Specify the nested table storage clause for the nested table column or attribute.

ORA-22914: DROP of nested tables not supported

Cause: Attempted to DROP a nested table.

Action: nested tables cannot be explicitly dropped. nested tables can only be dropped by dropping their containing parent table.

ORA-22915: cannot ALTER a nested table's storage table to ADD/MODIFY columns

Cause: An attempt was made to ADD or MODIFY columns of a nested table's storage table.

Action: Columns cannot be added or modified for a nested table's storage table. You must alter the parent table's nested table column to cause any such change.

ORA-22916: cannot do an exact FETCH on a query with Nested cursors

Cause: Exact FETCH on a query was specified which is not allowed if the query returns any cursors.

Action: Do not use an exact FETCH.

ORA-22917: use VARRAY to define the storage clause for this column or attribute

Cause: Not using VARRAY to define storage clause for VARRAY column or attribute.

Action: Specify VARRAY before the column storage clause and resubmit statement.

ORA-22918: specified column or attribute is not a VARRAY type

Cause: Attempt to define a VARRAY storage clause for a column or attribute which is not VARRAY type.

Action: Specify VARRAY storage clause for a VARRAY column or attribute.

ORA-22919: dangling REF error or lock object failed for no wait request

Cause: The error could be one of the following. The object corresponding to the REF does not exist or the object was locked by another user and the lock with nowait request failed.

Action: Ensure that the REF value is pointing to an existing object or issue a lock request without the nowait option.

ORA-22920: row containing the LOB value is not locked

Cause: The row containing the LOB value must be locked before updating the LOB value.

Action: Lock the row containing the LOB value before updating the LOB value.

ORA-22921: length of input buffer is smaller than amount requested

Cause: The buffer length is not big enough to hold the amount of data requested.

Action: Verify that the number of bytes/characters specified in the input amount parameter is not bigger than the number of bytes specified in the input buffer length parameter. Allocate more space for the input buffer if necessary.

ORA-22922: nonexistent LOB value

Cause: The LOB value associated with the input locator does not exist. The information in the locator does not refer to an existing LOB.

Action: Repopulate the locator by issuing a select statement and retry the operation.

ORA-22923: amount of data specified in streaming LOB write is 0

Cause: Trying to write LOB value via the streaming mechanism (i.e. unlimited write) but the input amount of data to stream was specified as 0. Thus, the user is trying to write 0 bytes to the LOB value.

Action: Write more than 0 bytes to the LOB value.

ORA-22924: snapshot too old

Cause: The version of the LOB value needed for the consistent read was already overwritten by another writer.

Action: Use a larger version pool.

ORA-22925: operation would exceed maximum size allowed for a LOB value

Cause: Trying to write too much data to the LOB value. LOB size is limited to 4 gigabytes.

Action: Either start writing at a smaller LOB offset or write less data to the LOB value.

ORA-22926: specified trim length is greater than current LOB value's length

Cause: The input length for which to trim the LOB value to is greater than the current length of the LOB value.

Action: May not need to trim the LOB value because it's already smaller than the trim length specified. Or, if trimming the LOB value really is required, use a smaller trim length.

ORA-22927: invalid LOB locator specified

Cause: There are several causes: (1) the LOB locator was never initialized; (2) the locator is for a BFILE and the routine expects a BLOB/CLOB/NCLOB locator; (3) the locator is for a BLOB/CLOB/NCLOB and the routine expects a BFILE locator; (4) trying to update the LOB in a trigger body -- LOBs in trigger bodies are read only.

Action: For (1), initialize the LOB locator by selecting into the locator variable or by setting the LOB locator to empty. For (2) and (3), pass the correct type of locator into the routine. For (4), remove the trigger body code that updates the LOB value.

ORA-22928: invalid privilege on directories

Cause: An attempt was made to grant or revoke an invalid privilege on a directory.

Action: Only CREATE, DELETE, READ, WRITE and EXECUTE privileges can be granted or revoked on directories. Do not grant or revoke other privileges.

ORA-22929: invalid or missing directory name

Cause: The required directory name is invalid or missing.

Action: Specify a valid name.

ORA-22930: directory does not exist

Cause: Attempt to access a directory that does not exist.

Action: Make sure the name is correct.

ORA-22933: cannot change object with type or table dependents

Cause: Attempt to replace, drop or rename an object with type or table dependents.

Action: Drop depending objects or use FORCE option if available.

ORA-22936: cannot replace a system predefined type

Cause: An attempt was made to replace a system predefined type.

Action: Use other names for newly created system types.

ORA-22950: cannot ORDER objects without MAP or ORDER method

Cause: an object type must have a MAP or ORDER method defined for all comparisons other than equality and inequality comparisons.

Action: Define a MAP or ORDER method for the object type

ORA-22951: NULL returned by ORDER method

Cause: ORDER method used to compare two object values returned NULL which is not allowed.

Action: Redefine the ORDER method to not return a NULL.

ORA-22952: Nested Table equality requires a map method on the element ADT

Cause: Nested Table equality was tried where the element ADT did not have a map method defined on it.

Action: Define a map method on the element ADT..

ORA-22953: Cardinality of the input to powermultiset exceeds maximum allowed

Cause: The cardinality of the input nested table to the powermultiset should not exceed 32 elements

Action: Reduce the number of elements to the input.

ORA-22954: This multiset operation is not supported for this element type.

Cause: The multiset operation attempted was not supported for the nested table element type.

Action: Use a supported element type.

ORA-22955: The cardinality parameter is not within the allowed limits

Cause: The cardinality parameter has to be greater than 1 and less than or equal to the cardinality of the input.

Action: Give a valid cardinality value.

ORA-22956: The set contains no elements

Cause: An empty set was given as input to the powermultiset function.

Action: Give a non-empty set as input

ORA-22957: NULL is an invalid input to powermultiset and COLLECT functions

Cause: NULL was given as input to the powermultiset or COLLECT function.

Action: Give a non-null value as input

ORA-22958: This operation is not allowed in check constraints or triggers

Cause: An invalid operation is used in a check constraint or trigger

Action: Do not use the operation

ORA-22970: name does not correspond to an object view

Cause: Either the expression is not a view name or the name specified does not correspond to an object view.

Action: Replace the expression with the name of an object view.

ORA-22971: invalid datatype for PRIMARY KEY-based object identifier

Cause: When creating an object view, the datatype of an expression in the WITH OBJECT OID clause is not allowed for PRIMARY KEY-based OID.

Action: Replace the expression with one of appropriate scalar datatype.

ORA-22972: NULL value not allowed in PRIMARY KEY-based object identifier

Cause: A value constituting the PRIMARY KEY-based object identifier is NULL.

Action: Ensure the expressions in MAKE_REF system function or attributes in the WITH OBJECT OID clause of an object view do not evaluate to NULL.

ORA-22973: size of object identifier exceeds maximum size allowed

Cause: Size of the PRIMARY KEY-based object identifier of an object view exceeds the maximum size of 4000 bytes.

Action: Specify fewer or smaller PRIMARY KEY attributes in the WITH object OID clause when creating the object view.

ORA-22974: missing WITH OBJECT OID clause

Cause: WITH OBJECT OID clause is not specified when creating an object view.

Action: Specify the WITH OBJECT OID clause.

ORA-22975: cannot create a PRIMARY KEY-based REF to this object view

Cause: The object view specified in the MAKE_REF function does not have a PRIMARY KEY-based object identifier. A PRIMARY KEY-based REF cannot be created for such a view.

Action: Specify an object view that has a PRIMARY KEY-based object identifier in the MAKE_REF function.

ORA-22976: incorrect number of arguments to MAKE_REF

Cause: Number of arguments for MAKE_REF is different from the number of PRIMARY KEY attributes of the object view.

Action: Specify all the necessary arguments for MAKE_REF.

ORA-22977: missing or invalid attribute

Cause: Either the attribute name is missing in the WITH OBJECT OID clause or it is invalid.

Action: Specify a valid attribute of the object type of the object view.

ORA-22978: only simple attribute name is allowed in the WITH OBJECT OID clause

Cause: Attempted to specify a Nested attribute in the WITH OBJECT OID clause.

Action: Specify a top-level attribute of the object type of the object view.

ORA-22979: cannot INSERT object view REF or user-defined REF

Cause: Attempt to insert an object view REF or user-defined REF in a REF column created to store system generated REF values"

Action: Make sure the REF to be inserted is not from an object view or from a user-defined REF column

ORA-22980: must specify a set of attributes for the WITH OBJECT OID clause

Cause: The WITH OBJECT OID DEFAULT clause was used, but the underlying view or table does not have a OID.

Action: Specify attributes for the WITH OBJECT OID clause to create a primary key based object identifier for the object view.

ORA-22981: must specify a table/view having system generated OID

Cause: The super-view is based on a table/view having the system generated OID and the sub-view must also be based on a similar table/view.

Action: Specify table/view having system generated OID and retry the the operation.

ORA-22982: cannot create sub-view under this view

Cause: The view derives its OID from a table/view having primary key based OID and sub-views cannot be created under such views.

Action: Specify view having system generated OID or a view created with the specification of attributes in the WITH OBJECT ID clause and retry the operation.

ORA-22983: not a user-defined REF

Cause: Attempt to use a system generated REF value where a user-defined REF value should be used.

Action: Make sure the REF value is user-defined.

ORA-22984: view query cannot contain references to a super view

Cause: The query defining the view contains references to a super-view of the view being created.

Action: Make sure that the view query does not reference a super-view.

ORA-22990: LOB locators cannot span transactions

Cause: A LOB locator selected in one transaction cannot be used in a different transaction.

Action: Re-select the LOB locator and retry the operation.

ORA-22991: insufficient space allocated for argument *string*

Cause: The data to be returned in the argument is greater than the amount of space allocated for the argument.

Action: Allocate more space for the argument.

ORA-22992: cannot use LOB locators selected from remote tables

Cause: A remote LOB column cannot be referenced.

Action: Remove references to LOBs in remote tables.

ORA-22993: specified input amount is greater than actual source amount

Cause: (1) For LOB write, the amount of data received is different from the amount that was indicated would be sent. (2) For LOB copy and loadfromfile, the end of the source LOB/FILE value was reached before the specified input amount was copied/loaded.

Action: (1) will happen when using OCI's piecewise mechanism with polling or with a callback function. Modify the code either to send the amount specified or to pass 0 as the input amount so that any amount of data can be sent. (2) will happen if the specified input amount is too large for the source LOB/FILE given the starting source offset. Either decrease the starting source offset, or decrease the amount to copy/load.

ORA-22994: source offset is beyond the end of the source LOB

Cause: The source offset for a LOB COPY or LOB LOADFROMFILE is beyond the end of the source LOB.

Action: Check the length of the LOB and then adjust the source offset.

ORA-22995: TABLESPACE DEFAULT option is invalid in this context

Cause: TABLESPACE DEFAULT option can be specified for LOB columns only in the following contexts: - at the table level for a partitioned table - at the partition level for a composite partition. An attempt was made to use the TABLESPACE DEFAULT option in a different context.

Action: Remove the TABLESPACE DEFAULT option.

ORA-22996: NEXT extent size is smaller than LOB chunksize

Cause: An attempt was made to create or alter a LOB segment so that its NEXT extent size was less than the LOB chunksize

Action: Specify a NEXT extent size that is greater than or equal to the LOB chunksize

ORA-22997: VARRAY | OPAQUE stored as LOB is not specified at the table level

Cause: An attempt was made to specify a VARRAY|OPAQUE column to be stored as LOB at the partition/subpartition/template level. However the VARRAY|OPAQUE column was not specified to be stored as LOB at the table level when the table was created.

Action: Specify the VARRAY | OPAQUE column to be stored as LOB at the table level when the table is created. Alternatively, do not specify the VARRAY | OPAQUE column to be stored as LOB at the partition/subpartition/template level if it is not specified at the table level when the table is created.

ORA-22998: CLOB or NCLOB in multibyte character set not supported

Cause: A CLOB or NCLOB in a fixed-width or varying-width multibyte character set was passed to a SQL character function which does not support multibyte LOB data.

Action: Use DBMS_LOB functions such as DBMS_LOB.INSTR() and DBMS_LOB.SUBSTR() or use PLSQL DBMS_LOB.READ/WRITE to access LOB data.

ORA-22999: CLOB or NCLOB data may have been corrupted

Cause: CLOB or NCLOB contains invalid character data. One possible cause is that the wrong csid was specified for the external file when calling DBMS_LOB.LOADCLOBFROMFILE or DBMS_XSLPROCESSOR.READ2CLOB to load CLOB or NCLOB data from external files.

Action: Reload the CLOB/NCLOB data with the correct csid specified for the external file.

ORA-23290: This operation may not be combined with any other operation

Cause: ALTER TABLE RENAME COLUMN/CONSTRAINT operation was given in conjunction with another ALTER TBALE Operation. This is not allowed.

Action: Ensure that RENAME COLUMN/CONSTRAINT is the only operation specified in the ALTER TABLE.

ORA-23291: Only base table columns may be renamed

Cause: Tried to rename a column of a non-base table, like object table/ nested table/ materialized view table.

Action: None. This is not allowed.

ORA-23292: The constraint does not exist

Cause: The given constraint name does not exist.

Action: Give an existing constraint's name.

ORA-23293: Cannot rename a column which is part of a join index

Cause: The column participates in a join index.

Action: If you need to rename the column, you need to drop the join index.

ORA-23300: *string*

Cause: The stored procedure 'raise_system_error' was called which causes this error to be generated.

Action: Correct the problem as described in the error message or contact the application administrator or DBA for more information.

ORA-23301: mixed use of deferred rpc destination modes

Cause: Replication catalog determined deferred RPC destinations were mixed with destination determined by other mechanisms in the same transaction.

Action: Do not mix destination types in the same transaction.

ORA-23302: application raised communication failure during deferred RPC

Cause: An application declared a communication failure during a deferred RPC.

Action: Retry the application when communication is restored.

ORA-23303: application raised generic exception during deferred RPC

Cause: An application declared a generic failure during a deferred RPC.

Action: Determined by the application

ORA-23304: malformed deferred rpc at arg *string* of *string* in call *string*, in tid *string*

Cause: A deferred RPC call was issued without the correct number of arguments as determined by the count parameter to dbms_defer.call

Action: Be sure the number of actuals matches the count.

ORA-23305: internal deferred RPC error: *string*

Cause: An internal error occurred in deferred rpc.

Action: Report the error and other information to support.

ORA-23306: schema *string* does not exist

Cause: The schema name was null or misspelled, or the schema does not exist locally.

Action: Specify the schema correctly, or create it with CREATE USER.

ORA-23307: replicated schema *string* already exists

Cause: The given database already replicates the given schema.

Action: Choose a different schema or a different database.

ORA-23308: object *string.string* does not exist or is invalid

Cause: The given name was null or misspelled, the given type was wrong, the object does not exist as a valid database object, or the object does not exist as a replicated object with the appropriate status.

Action: Ensure the object is valid in the database, is visible to the user, and, if appropriate, is a valid object in all_reobject.

ORA-23309: object *string.string* of type *string* exists

Cause: An object in the same namespace exists, perhaps with a different type or shape, or the same object has already been registered as an reobject in another object group.

Action: Remove the offending object with the SQL DROP command, unregister the offending object with dbms_repcat.drop_master_reobject(), or reinvoke the request using TRUE for a boolean parameter such as retry or use_existing_object.

ORA-23310: object group "*string*."*string*" is not quiesced

Cause: The requested operation requires the object group to be suspended.

Action: Invoke suspend_master_activity at the repgroup's masterdef, wait until the status has changed to quiesced, and then retry the original request.

ORA-23312: not the masterdef according to *string*

Cause: The group name is null, the group name is misspelled, the invocation or given database is not the masterdef, or one of the masters does not believe the invocation database is the masterdef.

Action: If the given group name and masterdef were both correct, connect to the masterdef and retry the request, or relocate the masterdef at the (errant) databases using `relocate_masterdef`.

ORA-23313: object group "*string*"."*string*" is not mastered at *string*

Cause: The group name is null, the group name is misspelled, the invocation database is not a master, or the invocation database does not believe the given database is a master.

Action: If the given group name was correct, connect to a current master and retry the request, make the invocation database a master with `add_master_database`, or use `switch_mview_master` if the invocation database is a materialized view site.

ORA-23314: database is not a materialized view site for "*string*"."*string*"

Cause: The invocation database is not a materialized view database for the given object group.

Action: Connect to the desired materialized view database and retry the request, or make the invocation database a materialized view site with `create_mview_repschema` or `create_mview_repgroup`.

ORA-23315: repcatlog version or request *string* is not supported by version *string*

Cause: Either incompatible repcat versions are used, or a repcatlog record has been corrupted.

Action: Convert the master to a compatible version of repcat or retry the request.

ORA-23316: the masterdef is *string*

Cause: The requested operation is not permitted on a masterdef site.

Action: Relocate the masterdef to another master and retry the operation.

ORA-23317: a communication failure has occurred

Cause: The remote database is inaccessible.

Action: Ensure the remote database is running, the communications network is functioning, and the appropriate database links are present.

ORA-23318: a ddl failure has occurred

Cause: User-supplied or system-generated ddl did not execute successfully.

Action: Examine ddl, database state, repcatlog, and `all_errors` to determine why the failure occurred.

ORA-23319: parameter value *string* is not appropriate

Cause: The given value of a parameter is either null, misspelled, or not supported.

Action: Refer to the documentation and use parameter values that are appropriate for the given situation.

ORA-23320: the request failed because of values *string* and *string*

Cause: A missing ddl record for a repcatlog record, or inconsistency in repcat views.

Action: Retry the request, or make the views consistent.

ORA-23321: Pipename may not be null

Cause: You called `dbms_pipe` with a null pipe name.

Action: Find out the name of the pipe and call function with non-null pipename.

ORA-23322: Privilege error accessing pipe

Cause: You either tried to create a pipe that already existed and belonged to someone else, or remove a pipe that you were not authorized to use, or put a message into a pipe that you were not authorized for, or get a message from a pipe that you were not authorized for.

Action: You may have to use a different pipename.

ORA-23323: parameter length exceeds deferred RPC limits

Cause: A deferred rpc parameter was longer than the deferred rpc limits of 4000 bytes for `char`/`varchar2` parameters and 2000 bytes for raw parameters.

Action: Use smaller parameters.

ORA-23324: error *string*, while creating deferror entry at "*string*" with error *string*

Cause: The given error was encountered while attempting to create a deferror entry for the give error code and the give database.

Action: Correct the cause of the given error.

ORA-23325: parameter type is not *string*

Cause: A conflict resolution priority function was given a type different than the type assigned to the priority group; or the priority group has no type assigned or a function; or `dbms_defer_sys_query` was called to retrieve a deferred rpc parameter from the deferred rpc queue, but the type of the parameter does not match the return type of the function.

Action: Use the function corresponding to the parameter type.

ORA-23326: object group "*string*"."*string*" is quiesced

Cause: Either `suspend_master_activity` has been called before the object group has resumed normal operation or a (deferred) rpc operation was attempted while the object group was quiesced.

Action: If `suspend_master_activity` has been called and a `resume_master_activity` request is pending, wait until it completes, and then reinvoke `suspend_master_activity`. Otherwise, resume database activity with the `resume_master_activity` call.

ORA-23327: imported deferred rpc data does not match *string* of importing db

Cause: Deferred rpc queues were imported from a database with a different global name or operating system than importing database.

Action: Deferred rpc data should only be imported into a database with the same global name and hardware and operating system.

ORA-23328: mview base table "*string*"."*string*" differs from master table "*string*"."*string*"

Cause: When creating a materialized view through `repcat`, the materialized view base table name did not match a replicated table name at the master.

Action: Change the materialized view ddl to use the same base table as the replicated table name at the master.

ORA-23329: successful user-provided ddl but no materialized view "*string*"."*string*"

Cause: The DDL provided by the user to create a materialized view was executed without error, but materialized view does not exist.

Action: Manually back-out the DDL, and reregister with matching ddl and materialized view.

ORA-23330: column group *string* already exists

Cause: The column group was already registered in the object group.

Action: Use a column group name not yet registered in the replicated object group.

ORA-23331: column group *string* does not exist

Cause: The given column group is either null, misspelled or not registered.

Action: Use a registered column group.

ORA-23332: group *string* is in use; cannot drop

Cause: The given column group or priority group is being used to resolve conflicts.

Action: Call dbms_repcat procedures drop_update_resolution, drop_delete_resolution, drop_unique_resolution so that the column group or priority group is no longer in use before dropping.

ORA-23333: column *string* is already part of a column group

Cause: Attempted to add a column to a column group when the column was already a member of a column group.

Action: Drop the column from its existing column group before trying to add it to another.

ORA-23334: column *string* does not exist in table or column group

Cause: The given column is either null, misspelled or is not part of the given table or column group.

Action: Use a column that is a member of the table or column group.

ORA-23335: priority group *string* already exists

Cause: The priority group was already registered in the object group.

Action: Use a column group name not yet registered in the object group.

ORA-23336: priority group *string* does not exist

Cause: The priority group was already registered in the object group.

Action: Use a priority group name not yet registered in the object group.

ORA-23337: priority or value not in priority group *string*

Cause: The specified value or priority has not been registered as part of the priority group.

Action: Either specify a different value or priority that is already part of the priority group, or add the value to the priority group.

ORA-23338: priority or value already in priority group *string*

Cause: The specified value or priority has already been registered as part of the priority group.

Action: Either specify a different value or priority that not already part of the priority group, or drop the value to the priority group.

ORA-23339: duplicate conflict resolution information

Cause: The specified combination of column group, sequence, conflict type and/or parameter table name, parameter column name, and parameter sequence number has already been registered.

Action: Verify that additional conflict resolution information needs to be added and provide a new sequence number. If modifying existing information, the existing information must be dropped first.

ORA-23340: incorrect resolution method *string*

Cause: User function is specified when conflict resolution method was not "USER FUNCTION" or specified resolution method is not one of the predefined methods.

Action: If user function is specified when conflict resolution method was not "USER FUNCTION", either reregister function with method as "USER FUNCTION" or specify a NULL user function. Otherwise Specify one of the documented supported conflict resolution methods.

ORA-23341: user function required

Cause: A NULL user function was specified for the "USER FUNCTION" method.

Action: Provide user function name (e.g., "schema"."package"."function") that conforms to the documented user function specifications or specify one of the documented supported conflict resolution methods.

ORA-23342: invalid parameter column *string*

Cause: The parameter column name is null or misspelled, the invocation database is not a master, or is of the wrong type for the specified conflict resolution method.

Action: Specify a parameter column from the specified column group that has a correct type for the conflict resolution method.

ORA-23343: no match for specified conflict resolution information

Cause: The specified combination of column group, sequence, conflict type has not been registered (e.g., for adding a comment).

Action: Specify a combination of column group, sequence, conflict type has been registered.

ORA-23344: constraint (*string.string*) does not exist

Cause: A null, misspelled or nonexistent constraint was specified when registering a uniqueness conflict.

Action: Register a named constraint for the specified table.

ORA-23345: table "*string*"."*string*" not registered to collect statistics

Cause: A procedure that deals with conflict resolution statistics-gathering was called for a table that was not registered to collect statistics.

Action: Call `dbms_repcat.register_statistics` to register the table.

ORA-23346: primary key or object ID is undefined for table or materialized view *string*

Cause: Trying to generate replication support for a table or materialized view without a primary key (as defined by a constraint or `dbms_repcat.set_columns`) or an object ID.

Action: For a table, add a primary key constraint or define a primary key using `dbms_repcat.set_columns` or use object tables. For a ROWID materialized view, set `min_communication` to false or use primary key or object ID materialized views.

ORA-23347: datatype *string* for column *string* table *string* not supported

Cause: The table has a column whose datatype is not supported by repcat.

Action: Remove the column from the table, or alter the column to have one of the supported datatypes.

ORA-23348: cannot replicate procedure *string*; only IN parameters supported

Cause: Trying to generate replication support for a package that has a procedure with OUT or IN OUT parameters.

Action: Remove the procedure from the package, or remove the OUT or IN OUT parameters from the procedure.

ORA-23349: cannot generate replication support for functions

Cause: Trying to generate replication support for a package that has a public function, or for a stand-alone function.

Action: Remove the public function from the package, or alter the function to be a procedure.

ORA-23350: maximum number of recursive calls exceeded

Cause: This usually occurs when trying to resolve conflicts in a table while concurrent updates to the same row create more conflicts.

Action: Re-execute the deferred transaction from DefError using `dbms_defer_sys.execute_error`

ORA-23351: parameter datatype *string* for procedure *string* not supported

Cause: The procedure has a parameter whose datatype is not supported by repcat.

Action: Remove the parameter from the procedure, or alter the parameter to have one of the supported datatypes.

ORA-23352: duplicate destination for deferred transaction

Cause: A duplicate destination was specified for a deferred transaction either in a `dbms_defer.call` call or an earlier `dbms_defer.transaction` call or a `dbms_defer_sys.add_default_dest` call.

Action: Remove the duplicate entry

ORA-23353: deferred RPC queue has entries for object group "*string*".*string*"

Cause: The requested action cannot be performed until the queue is empty for the given object group

Action: Use `dbms_defer_sys.execute` or `dbms_defer_sys.delete_tran` to empty the queue.

ORA-23354: deferred RPC execution disabled for "*string*" with "*string*"

Cause: Deferred RPC can not be executed at the destination with the specified catchup value because their propagation has been disabled.

Action: Enable deferred RPC execution with the `dbms_defer_sys.set_disabled` call.

ORA-23355: object *string.string* does not exist or is invalid at master site

Cause: The given name was null or misspelled, the given type was wrong, the object does not exist as a valid database object at the master site, or the object does not exist as a replicated object with the appropriate status.

Action: Ensure the object is valid in the master database, and is visible to the user, and, if appropriate, is a valid object in `all_reobject`.

ORA-23356: masterdef recognizes a master which does not recognize the masterdef

Cause: Possibly drop_master_repgroup was run at a master site but remove_master_databases was not run at master definition site for that master.

Action: Run remove_master_databases from master definition site to remove the appropriate master (see associated error messages).

ORA-23357: the propagator does not exist

Cause: The propagator does not exist.

Action: Register a new propagator.

ORA-23358: invalid remote user

Cause: The local user does not match the remote user connected via a database link.

Action: Drop and recreate the identified database link with the connect-to user identical to the owner of the database link.

ORA-23359: error on creating a ddl record for a repcatlog record

Cause: The userid in the repcatlog record does not match the userid of the connected user.

Action: Retry the operation with a different user.

ORA-23360: only one materialized view for master table "*string*" can be created

Cause: Trying to create more than one materialized view on a given master table in the same rep group.

Action: Create these other materialized views in a different rep group at another site.

ORA-23361: materialized view "*string*" does not exist at master site

Cause: The materialized view does not exist at the master site for offline instantiation of the materialized view.

Action: The correct procedure is to create the materialized view in a different schema at the master site, and then follow the instructions for offline instantiation of materialized views.

ORA-23362: invalid user

Cause: The given user does not exist.

Action: n/a

ORA-23363: mismatch of mview base table "*string*" at master and mview site

Cause: The name of the base table of the materialized view at the master site is different from the base table at the materialized view site. This error may arise during offline instantiation of materialized views.

Action: Retry offline instantiation with a materialized view name less than 24 bytes

ORA-23364: Feature not enabled: Advanced replication

Cause: The Advanced Replication feature is not enabled at this site. Updatable materialized views, deferred RPCs, and other replication features are, therefore, unavailable.

Action: Do not attempt to use this feature. Contact an Oracle Customer Support representative if the Advanced Replication feature has been purchased but not enabled.

ORA-23365: site *string* does not exist

Cause: site specified in argument "reference_site" or argument "comparison_site" in call to "differences()" routine or "rectify()" routine does not name an existing site.

Action: Make sure that database sites specified really do exist, and re-run the routine.

ORA-23366: integer value *string* is less than 1

Cause: Value of argument "max_missing" to routine "differences()" cannot be less than 1. Value of argument "commit_rows" to routines "differences()" and "rectify()" cannot be less than 1.

Action: Choose an integer value for those arguments to be 1 or greater.

ORA-23367: table *string* is missing the primary key

Cause: Table specified in argument "oname1" or "oname2" in call to "differences()" routine does not contain either a primary key or a virtual primary key (defined through dbms_repcat package under symmetric replication).

Action: Make sure the tables specified have a primary key defined.

ORA-23368: name *string* cannot be null or the empty string

Cause: Argument "sname1," "sname2," "oname1," "oname2," "missing_rows_sname," "missing_rows_oname1," "missing_rows_oname2" to "differences()" or "rectify()" cannot be NULL or "" (empty string).

Action: Change argument to non-null or non-empty string.

ORA-23369: value of "*string*" argument cannot be null

Cause: Argument "max_missing" to "differences()" routine cannot be NULL.

Action: Legal values for "max_missing" are integers 1 or greater.

ORA-23370: table *string* and table *string* are not shape equivalent (*string*)

Cause: The tables specified are not shape equivalent, which means intuitively that the number of columns, the names, their datatypes and lengths are not the same. Specifically, problem is in the parentheses and is one of the following: the number of columns are not equal, datatypes of columns with same name in different tables are different, lengths of varchar2 and char columns are not equal, precision and scale of number datatypes are not equal.

Action: Make sure the two tables being compared have the same number of columns, same column names, and same datatypes.

ORA-23371: column *string* unknown in table *string*

Cause: Some column in "array_columns" argument (or "column_list" argument) to "differences()" routine does not correspond to a column in the specified table.

Action: Make sure that all the columns in either "array_columns" or "column_list" are present in the specified table.

ORA-23372: type *string* in table *string* is unsupported

Cause: Certain types in the table comparison utility are not supported.

Action: Make sure that the types of columns in the tables to be compared are the ones supported by symmetric replication.

ORA-23373: object group "*string*".*string*" does not exist

Cause: The group name was null or misspelled, or the group does not exist locally.

Action: Specify the group correctly, or create it with `dbms_repcat.create_master_repgroup()`.

ORA-23374: object group "*string*"."*string*" already exists

Cause: The given database already replicates the given object group. A materialized view repgroup cannot be created at a given site where a master repgroup with the same name already exists.

Action: Choose a different group or a different database.

ORA-23375: feature is incompatible with database version at *string*

Cause: A feature not compatible with the specified database was used

Action: Set or raise the value of the "compatible" INIT.ORA parameter to match the necessary compatibility level.

ORA-23376: node *string* is not compatible with replication version "*string*"

Cause: A feature not compatible with the remote database was used

Action: Upgrade the remote database and retry the operation

ORA-23377: bad name *string* for missing_rows_onsame1 argument

Cause: An attempt was made to use the name of the reference site table as the name of the missing_rows_onsame1 argument.

Action: Provide a separately created table with a different name for missing_rows_onsame1 argument. The separately created table will contain the differences between the tables being compared.

ORA-23378: connection qualifier "*string*" is not valid for object group "*string*"."*string*"

Cause: The connection qualifier used in the database link for the specified object group does not match the qualifier specified for the group in `create_master_repgroup`.

Action: Use or create a database link which contains the correct connection qualifier.

ORA-23379: connection qualifier "*string*" is too long

Cause: The maximum length of a database link, including the connection qualifier, is 128 bytes.

Action: Use a shorter connection qualifier, or shorten the name of the database link

ORA-23380: propagation mode "*string*" is not valid

Cause: The specified propagation may be misspelled, or is not supported. For materialized view sites, all materialized view object groups at the same materialized view site with the same master object group must all have the same propagation method.

Action: Refer to the manual on replicated data for valid propagation modes. For materialized view sites, also ensure that the propagation modes of all materialized view object groups with the same master object group are the same.

ORA-23381: generated object for base object *string.string@string* does not exist

Cause: The system generated object(s) for the specified base object do not exist at the specified site. The current operation requires the base object to have generated replication support.

Action: Ensure that the generated replication object(s) for the base object exist and are valid at the specified site. If the generated object(s) do not exist, then the procedure `dbms_repcat.generate_replication_support()` needs to be called from the master

definition site for the base object. `missing_rows_ename1` argument. The separately created table will contain the differences between the tables being compared.

ORA-23382: materialized view repgroup "*string*"."*string*" is not registered at site *string*

Cause: The materialized view repgroup is not currently registered at the master and so cannot be unregistered.

Action: None

ORA-23383: registration for materialized view repgroup "*string*"."*string*" failed at site *string*

Cause: Insertion into local repschema table failed.

Action: None

ORA-23384: replication parallel push *string* argument out of range

Cause: Specified numeric argument to `dbms_defer_sys.push` is invalid.

Action: Fix the argument value and try again.

ORA-23385: replication parallel push *string* argument not valid

Cause: Specified string argument to `dbms_defer_sys.push` is invalid.

Action: Fix the argument value and try again.

ORA-23386: replication parallel push cannot create slave processes

Cause: An error was occurred while creating slave processes for parallel push.

Action: n/a

ORA-23387: replication parallel push dequeue error

Cause: An attempt to dequeue a deferred transaction failed while trying to assign a new queue batch number.

Action: n/a

ORA-23388: replication parallel push watermark error

Cause: An error occurred during parallel push while trying to update the high-watermark information in `system.def$_destination`.

Action: n/a

ORA-23389: obsolete procedure; drop objects and recreate using new master

Cause: `dbms_repcat.switch_mview_master` is no longer supported.

Action: Drop the objects in the object group and recreate them using the new master.

ORA-23392: could not find materialized view to be associated with "*string*"."*string*"

Cause: Could not find materialized view associated with a trigger or index that is being pulled from the master site.

Action: Ensure that materialized view, master, and master index or trigger is registered as replicated objects.

ORA-23393: the user is already the propagator

Cause: The given user is already the current propagator.

Action: n/a

ORA-23394: duplicate propagator

Cause: More than one valid propagator exist.

Action: Unregister any duplicate propagator.

ORA-23395: object "*string*"."*string*" of type "*string*" does not exist or is invalid

Cause: The given name was null or misspelled, the given type was wrong, the object does not exist as a valid database object, or the object does not exist as a replicated object with the appropriate status.

Action: Ensure the object is valid in the database, is visible to the user, and, if appropriate, is a valid object in all_repobject.

ORA-23396: database link "*string*" does not exist or has not been scheduled

Cause: the database link does not exist in the schema of the replication propagator or has not been scheduled.

Action: Ensure that the database link exists in the database, is accessible and is scheduled for execution.

ORA-23397: global name "*string*" does not match database link name "*string*"

Cause: the database link name at the local node does not match the global name of the database that the link accesses.

Action: Ensure that global names is set to true and the link name matches the global name.

ORA-23398: user name "*string*" at database link "*string*" does not match local user name "*string*"

Cause: the user name of the replication administration user at the local node and the user name at the node corresponding to the database link are not the same. Symmetric replication expects the two users to be the same.

Action: Ensure that the user ID of the replication administration user at the local node and the user ID at the node corresponding to the database link are the same.

ORA-23399: generation of replication support for "*string*"."*string*" is not complete

Cause: Replication support for the specified object has not been generated or the generation process is not yet complete.

Action: Ensure that replication support has been generated for the object. Use DBMS_REPCAT.GENERATE_REPLICATION_SUPPORT() to generate replication support for the object.

ORA-23400: invalid materialized view name "*string*"

Cause: A null, misspelled, or badly formed materialized view name was given to dbms_mview.refresh.

Action: Provide a valid materialized view name to dbms_mview.refresh.

ORA-23401: materialized view "*string*"."*string*" does not exist

Cause: A materialized view name was given to dbms_mview.refresh that is not in sys.snap\$ or its associated views.

Action: Provide a materialized view name that is in sys.snap\$, all_mvviews or user_mvviews.

ORA-23402: refresh was aborted because of conflicts caused by deferred txns

Cause: There are outstanding conflicts logged in the DefError table at the materialized view's master.

Action: Resolve the conflicts in the master DefError table and refresh again after the table is empty. Alternatively, refresh with refresh_after_errors set to TRUE, which will proceed with the refresh even if there are conflicts in the master's DefError table. Proceeding despite conflicts can result with an updatable materialized view's changes appearing to be temporarily lost (until a refresh succeeds after the conflicts are resolved).

ORA-23403: refresh group "*string*"."*string*" already exists

Cause: Making a new refresh group when there is already a group of the same name in sys.rgroup\$.

Action: Choose a different refresh group name.

ORA-23404: refresh group "*string*"."*string*" does not exist

Cause: A refresh group name was given that is not in sys.rgroup\$.

Action: Provide a refresh group name that is in sys.rgroup\$ or dbs_rgroup.

ORA-23405: refresh group number *string* does not exist

Cause: A refresh group number was given that is not in sys.rgroup\$.

Action: Provide a refresh group number that is in sys.rgroup\$ or dbs_rgroup.

ORA-23406: insufficient privileges on user "*string*"

Cause: The caller is not the owner of the materialized view and does not have ALTER ANY MATERIALIZED VIEW privileges.

Action: Perform the operation as the owner of the materialized view or as a user with ALTER ANY MATERIALIZED VIEW privileges.

ORA-23407: object name *string* must be shaped like "*schema*"."*object*" or "*object*"

Cause: The object name (e.g., the rollback segment, the materialized view name, the refresh group) was incorrectly specified.

Action: Retry the operation with the object name properly specified (like "*schema*"."*object*" or "*object*")

ORA-23408: this replication operation is not supported in a mixed configuration

Cause: operation is not supported if the object group is replicated at a pre-V8 node.

Action: Ensure that all nodes of the replicated object group are V8.

ORA-23409: could not find an unused refresh group number

Cause: 1000 consecutive refresh group numbers, as defined by the rgroupseq number, were already used by rows in sys.rgroup\$.

Action: Alter the sequence number to be within a legal unused range and destroy unneeded refresh groups.

ORA-23410: materialized view "*string*"."*string*" is already in a refresh group

Cause: A materialized view of the same name is already in a refresh group.

Action: Subtract the materialized view from the current refresh group and add it to its new refresh group, or combine the two refresh groups into a single refresh group.

ORA-23411: materialized view "*string*"."*string*" is not in refresh group "*string*"."*string*"

Cause: The specified materialized view is not in the specified refresh group.

Action: Try again with the proper materialized view and refresh group names.

ORA-23412: master table's primary key columns have changed

Cause: The master table's primary key constraint was modified after the primary key materialized view was created.

Action: Drop and recreate the primary key materialized view

ORA-23413: table "*string*"."*string*" does not have a materialized view log

Cause: The fast refresh can not be performed because the master table does not contain a materialized view log.

Action: Use the CREATE MATERIALIZED VIEW LOG command to create a materialized view log on the master table.

ORA-23414: materialized view log for "*string*"."*string*" does not record rowid values

Cause: A rowid materialized view is being fast refreshed, but the materialized view log does not record rowid information.

Action: Use the CREATE MATERIALIZED VIEW LOG...ADD ROWID command to begin recording rowid information in the materialized view log.

ORA-23415: materialized view log for "*string*"."*string*" does not record the primary key

Cause: A primary key materialized view is being fast refreshed, but the materialized view log does not record primary key information.

Action: Use the CREATE MATERIALIZED VIEW LOG...ADD PRIMARY KEY command to begin recording primary key information in the materialized view log.

ORA-23416: table "*string*"."*string*" does not contain a primary key constraint

Cause: The master table does not contain a primary key constraint or the primary key constraint has been disabled.

Action: Create a primary key constraint on the master table or enable the existing constraint.

ORA-23417: unknown materialized view type: *string*

Cause: A fast refresh is being performed on a materialized view of an unknown or unsupported type.

Action: Check all_mviews and ensure that the materialized view being refreshed a valid materialized view.

ORA-23418: cannot unregister the propagator who is currently in use

Cause: The propagator is currently used in propagating replication RPCs.

Action: Try again later when there is no transaction active in propagating replication RPCs.

ORA-23419: regenerate replication support before resuming master activity

Cause: There are tables in the object group that require regeneration of replication support.

Action: Check the generation_status column in the all_reobjects view. Regenerate replication support for any table in the object group with a 'NEEDSGEN' status. Resume master activity.

ORA-23420: interval must evaluate to a time in the future

Cause: The parameter "interval" evaluates to a time earlier than SYSDATE.

Action: Choose an expression that evaluates to a time later than SYSDATE.

ORA-23421: job number *string* is not a job in the job queue

Cause: There is no job visible to the caller with the given job number.

Action: Choose the number of a job visible to the caller.

ORA-23422: Oracle Server could not generate an unused job number

Cause: Oracle Server could not generate a job number that was not used to identify another job.

Action: Retry the operation.

ORA-23423: job number *string* is not positive

Cause: The given job number is less than 1.

Action: Choose a positive integer.

ORA-23424: materialized view "*string*"."*string*" at *string* not registered

Cause: The specified materialized view has not be successfully registered at this site.

Action: Register the materialized view manually at either the master site or the materialized view site.

ORA-23425: invalid materialized view identifier *string*

Cause: The argument provided to dbms_mview.purge_mview_from_log is an invalid materialized view identifier or it does not identify an Oracle 8 fast refreshable materialized view or the materialized view has been already purged.

Action: If the materialized view is an Oracle 8 fast refreshable materialized view then provide purge_mview_from_log with its valid materialized view identifier.

ORA-23426: deferred RPC queue has entries for *string*

Cause: The requested action cannot be performed until the queue is empty for the given site/dblink

Action: Use dbms_defer_sys.push, dbms_defer_sys.purge_queue or dbms_defer_sys.delete_tran to empty the queue.

ORA-23427: deferred purge queue argument *string* out of range

Cause: Specified numeric argument to dbms_defer_sys.purge_queue is invalid.

Action: Fix the argument value and try again.

ORA-23428: job associated instance number *string* is not valid

Cause: A job is associated with an instance that is not running.

Action: Choose a running instance for job affinity, or set force parameter to TRUE.

ORA-23430: argument "*string*" cannot be NULL or empty string

Cause: The caller has provided an argument whose value cannot be NULL or the empty string.

Action: Check that the varchar2 value provided is not NULL or the empty string, and retry the call.

ORA-23431: wrong state: *string*

Cause: The routine was executed against a replicated object group that was in the wrong state.

Action: Make sure that the replicated object group is in the state given in the error message.

ORA-23432: master site *string* already exists

Cause: An attempt was made to instantiate a replicated object group at a master site that was already a part of the object group.

Action: If you were trying to add this site, do nothing because it already exists; otherwise, pick the name of another site, and re-run the routine.

ORA-23433: executing against wrong master site *string*

Cause: An attempt was made to execute the routine at a site that is different from the site specified in the argument of the routine.

Action: Provide an argument to the routine that correctly indicates the site against which the routine should be executing.

ORA-23434: master site *string* not known for object group

Cause: The site name given as an argument to a routine was not already known to the replicated object group.

Action: Execute the `dbms_offline_og.begin_instantiation()` routine to add a new site to the replicated object group.

ORA-23435: cannot create an updatable ROWID materialized view with LOB columns

Cause: The propagation of LOB data from materialized view sites to the master site requires a primary key on the replicated table. Thus updatable ROWID materialized views that contain LOB columns are not supported.

Action: Create a primary key materialized view instead of a ROWID materialized view. If the materialized view already exists, it can be converted to a primary key materialized view using the `ALTER MATERIALIZED VIEW DDL` command.

ORA-23436: missing template authorization for user

Cause: The specified template authorization does not exist.

Action: Check the values for user name and refresh template name to ensure a valid row exists in the `DBA_REPCAT_USER_AUTHORIZATIONS` view.

ORA-23437: template authorization already exists for user

Cause: The specified user already has been authorized to use the specified refresh group template.

Action: Check the values for user name and refresh template name or query the `DBA_REPCAT_USER_AUTHORIZATIONS` view to ensure that the correct values were passed as parameters.

ORA-23438: missing refresh group template

Cause: The specified refresh group template does not exist.

Action: Verify that the refresh group template does not exist by querying the `DBA_REPCAT_REFRESH_TEMPLATES` view.

ORA-23439: refresh group template already exists

Cause: The specified refresh group template already exists.

Action: Verify that the refresh group template exists by querying the DBA_REPCAT_REFRESH_TEMPLATES view.

ORA-23440: incorrect public template value

Cause: The public template parameter is not 'Y', 'N' or NULL.

Action: Correct the value of the public template parameter. It must be 'Y', 'N' or NULL.

ORA-23441: object does not exist for refresh group template

Cause: The specified object does not exist in the refresh group template.

Action: Correct the object name and object type parameters. Check the DBA_REPCAT_TEMPLATE_OBJECTS view to verify the correct name and type of the object.

ORA-23442: object already exists for the refresh group template

Cause: The specified object already exists in the refresh group template.

Action: Change the object name and object type parameters. Query the DBA_REPCAT_REMPLATE_OBJECTS view to verify the correct name and type of the object.

ORA-23443: missing template parameter

Cause: The specified template parameter does not exist.

Action: Correct the template parameter value and execute the procedure again. Use the DBA_REPCAT_TEMPLATE_PARAMS view to verify the name of the refresh group template and parameter name.

ORA-23444: duplicate template parameter

Cause: The template parameter already exists for the specified refresh group template.

Action: Correct the template parameter value and execute the procedure again. Use the DBA_REPCAT_TEMPLATE_PARAMS view to verify the name of the refresh group template and parameter name.

ORA-23445: missing template site

Cause: The template site specified by the site name, user name and refresh group template name does not exist.

Action: Correct the invalid parameter and execute the procedure again. Use the DBA_REPCAT_TEMPLATE_SITES view to query the existing template sites.

ORA-23446: duplicate template site

Cause: The template site specified by the site name, user name and refresh group template name already exists.

Action: Correct the invalid parameter and execute the procedure again. Use the DBA_REPCAT_TEMPLATE_SITES view to query the existing template sites.

ORA-23447: missing user parameter value

Cause: The user parameter value specified by the user name, parameter name and refresh group template name does not exist.

Action: Correct the invalid parameter and execute the procedure again. Use the DBA_REPCAT_USER_PARAMS view to query the existing user parameters.

ORA-23448: duplicate user parameter value

Cause: The user parameter value specified by the user name, parameter name and refresh group template name already exists.

Action: Correct the invalid parameter and execute the procedure again. Use the DBA_REPCAT_USER_PARAMS view to query the existing user parameters.

ORA-23449: missing user name

Cause: The user specified by the user name parameter does not exist in the database.

Action: Correct an invalid user name or create the user in the master database. Use the DBA_USERS view to select the valid database users.

ORA-23450: flavor already contains object "*string*"."*string*"

Cause: The flavor already contains the specified object.

Action: Check that the specified object is correct. To add all columns of a table object, delete the object from the flavor and then add it again.

ORA-23451: flavor *string* already defined for object group "*string*"."*string*"

Cause: The given object group already contains a (possibly unpublished) definition of the specified flavor.

Action: Check the spelling of the flavor name. Check for an unpublished flavor of the desired name.

ORA-23452: flavor *string* of object group "*string*"."*string*" is already published

Cause: The given object group already contains a (published) definition of the specified flavor.

Action: Check the spelling of the flavor name.

ORA-23453: requested operation is not supported on top flavor

Cause: The TOP flavor has a NULL name and may not be directly defined or deleted.

Action: Supply the name of a flavor other than the TOP flavor or use dbms_repat routines to implicitly change the TOP flavor.

ORA-23454: flavor *string* not defined for object group "*string*"."*string*"

Cause: The given object group does not contain a (published) definition of the specified flavor.

Action: Check the spelling of the flavor name. Ensure the flavor has been defined (and published) for the object group.

ORA-23455: flavor *string* contains object "*string*"

Cause: The given flavor contains the object to be dropped.

Action: Purge the flavor or choose another object to drop.

ORA-23456: flavor *string* does not contain "*string*"

Cause: The flavor does not contain the given object, column, or attribute.

Action: Either drop the flavor or choose a different object, column, or attribute.

ORA-23457: invalid flavor ID *string*

Cause: The given flavor ID is invalid.

Action: Make sure this flavor has been instantiated. If the flavor ID is outside the range (-2147483647, 2147483647), contact customer support.

ORA-23458: inappropriate flavor *string* at *string*

Cause: The given flavor at the given database prevents the operation from succeeding.

Action: Either change the database flavor or choose a different operation.

ORA-23459: flavor *string* must contain "*string*"

Cause: The flavor must contain the given object, column, or attribute.

Action: Either choose a different database flavor or ensure the object, column, or attribute is available.

ORA-23460: missing value for column *string* in resolution method "*string*" for "*string*".*string*".*string*"

Cause: before resolving conflicts, some values necessary resolving conflicts are not available, or after resolving conflicts, some values necessary for re-trying of the SQL are not available

Action: define appropriate flavors, provide necessary values through availability vector in USER FLAVOR FUNCTION for conflict resolution

ORA-23461: fail to resolve conflict for "*string*".*string*".*string*"

ORA-23462: flavor *string* in use at site *string*

Cause: The given flavor cannot be deleted because it is being used at the given site.

Action: Change the flavor of the site, or unregister it if it is a materialized view site.

ORA-23463: flavor incompatible with object "*string*".*string*"

Cause: An existing flavor includes the specified object with an incompatible type.

Action: Change the type of the object, or delete the flavor if it is not in use.

ORA-23464: flavor lacks column *string* of "*string*".*string*"

Cause: The flavor includes some columns of an object group but not all the required columns.

Action: Change the flavor definition to include all required columns.

ORA-23465: flavor already includes column *string* of "*string*".*string*"

Cause: The flavor includes the specified column which is being added.

Action: Check that the specified column is correct.

ORA-23466: flavor requires missing object "*string*".*string*"

Cause: The flavor includes the specified object which does not exist

Action: Check that the specified object name is correct, and create the object if appropriate.

ORA-23467: flavor lacks object "*string*".*string*"

Cause: The flavor does not include the specified object which is being dropped.

Action: Check that the specified object is correct.

ORA-23468: missing *string string*

Cause: The template is missing the object with the specified key.

Action: Add the object to the template.

ORA-23469: *string* is different between templates

Cause: The values for the specified columns are different in each template for the same key values.

Action: Correct the column values to make the templates the same.

ORA-23470: invalid status

Cause: The status should be DELETED, INSTALLING or INSTALLED. Any other status is invalid.

Action: Check that the specified status value is correct.

ORA-23471: template not authorized for user

Cause: The refresh template is private and the user has not been authorized to instantiate the template.

Action: Authorize the user to use the template.

ORA-23472: materialized view "*string*".*string*" must be atomically refreshed

Cause: Non-atomic refresh is not supported for the specified materialized view.

Action: Set the value of the ATOMIC parameter to FALSE in the refresh procedure being used or remove the specified materialized view from the set of materialized views being refreshed.

ORA-23473: replication RPC processing for "*string*".*string*" is disabled

Cause: The processing of replication RPCs for the object group that contains this object is disabled. This includes RPCs in the error queue.

Action: Processing of replication RPCs is disabled when the object group is being offline instantiated. Wait until offline instantiation is finished.

ORA-23474: definition of "*string*".*string*" has changed since generation of replication support

Cause: The current columns in the specified table and their column types do not match the columns and column types when replication support was last generated.

Action: Regenerate replication support for the affected table. All flavors that include the specified table should be checked for validity. Types for any UDT columns should also be checked for validity.

ORA-23475: key column *string* must be sent and compared

Cause: The specified column is a key column and must be sent and compared during replication propagation.

Action: Make sure every key column is sent and compared.

ORA-23476: cannot import from *string* to *string*

Cause: This object was imported from a database with a different global name than the importing database.

Action: Only import this object into a database with the same global name.

ORA-23477: unable to alter propagation mode for object group "*string*".*string*"

Cause: The propagation method of a materialized view object group can only be altered when no other object groups with the same master object group are sharing the materialized view site.

Action: Ensure that there are no other materialized view object groups at the local site with the same master object group.

ORA-23478: object group "string" is already mastered at string

Cause: There is at least one other materialized view repgroup at the local site with the same group name but a different master site.

Action: Ensure that all materialized view repgroups at the local site with the same group name have the same master.

ORA-23480: Column string is not a top-level column of "string"."string".

Cause: The column is either not a top-level column or is not present in the table or materialized view.

Action: Ensure only valid top-level columns are used.

ORA-23481: unexpected name string "string"

ORA-23482: column string of "string"."string": object types not allowed.

Cause: The column is of Object Type.

Action: Ensure that all the columns are not of Object Type.

ORA-23483: object "string"."string" not allowed in this operation.

Cause: The specified operation does not support the given object.

Action: Do not invoke the operation for this object.

ORA-23484: internal internet Application Server error: string

Cause: An internal error occurred in internet Application Server.

Action: Report the error and other information to support.

ORA-23485: Column group "string" must consist of a single numeric column only

Cause: The column group doesn't contain only one numeric column.

Action: Use a column group containing a single numeric column.

ORA-23487: object groups "string"."string" and "string"."string" do not have the same connection qualifier

Cause: The specified two object groups do not have the same connection qualifier.

Action: Do not invoke the operation on the above object groups, or ensure they have the same connection qualifier.

ORA-23488: propagation mode "string" for "string" is not allowed for this operation

Cause: This operation does not support the specified dblink in the above propagation mode.

Action: Do not invoke the operation for this dblink, or change the propagation mode for this dblink.

ORA-23489: duplicate entry "string"

Cause: The specified value is duplicated in the parameter list.

Action: Remove duplicated entries in the parameter list.

ORA-23490: extension request "string" with status "string" not allowed in this operation

Cause: The specified operation is not allowed for the extension request with the specified status.

Action: Ensure the extension request has the appropriate status before retrying this operation.

ORA-23491: no valid extension request at "*string*"

Cause: The specified database does not have a valid extension request.

Action: Ensure there is a valid extension request in DBA_REPEXTENSIONS view before retrying this operation.

ORA-23492: no new sites for extension request "*string*"

Cause: There is no new site with the specified extension request.

Action: Ensure there is at least one new site in DBA_REPSITES_NEW view for this request before retrying this operation.

ORA-23493: "*string*" is not a new site for extension request "*string*"

Cause: The specified extension request does not include the specified site as a new site.

Action: Ensure the specified site is a new site for this extension request before retrying this operation.

ORA-23494: too many rows for destination "*string*"

Cause: The specified destination has too many rows in system.def\$_destination table.

Action: Ensure the specified destination has at most two valid rows before retrying this operation.

ORA-23495: serial propagation can not be used for "*string*"

Cause: The sites involved may be in the process of adding a new site without quiescing.

Action: Check the def\$_destination table for this destination and try parallel propagation.

ORA-23496: can not change disabled status for "*string*" and "*string*"

Cause: The disabled status for this site is set internally for synchronization during adding a new master without quiescing.

Action: Ensure adding a new master without quiescing finished before invoking this procedure.

ORA-23497: repgroup name cannot be null

Cause: The array of Repgroup names contains a null value.

Action: Ensure that the array of Repgroup names is dense and is not null terminated.

ORA-23498: repgroups specified must have the same masters

Cause: The Repgroup names specified do not have the same masters.

Action: Ensure that the Repgroup names specified have the same masters.

ORA-23500: cannot switch master for a multi-tier materialized view repgroup "*string*".*string*"

Cause: An attempt was made to switch master for a materialized view repgroup when its parent repgroup is also a materialized view repgroup. This is not allowed.

Action: Drop and recreate the materialized view repgroup based on a proper parent repgroup.

ORA-23501: refresh template cannot be instantiated for database with compatibility equal to or less than 8.0

Cause: Instantiation of a refresh template is not supported for database compatibility 8.0 or less.

Action: Be sure the database compatibility is 8.1 or above.

ORA-23502: valid directory for offline instantiation is not specified

Cause: An attempt was made to offline instantiate to a directory which is not specified or null.

Action: There are two ways to specify the directory: o As a parm offline_dirpath to the API o As an init.ora parm named utl_file_dir Make sure you have specified an appropriate directory in which the offline file can be created.

ORA-23503: error occurred during IAS instantiation

Cause: An attempt was made to instantiate a IAS site. Error occurred during IAS instantiation.

Action: See other errors on the error stack to look for the source of the problem. If the error still persists, contact Oracle Support.

ORA-23504: columns added to table do not match list of columns to be added

Cause: The list of columns passed as a parameter does not match the columns to be added to the table.

Action: Correct the DDL string or list of columns and reexecute.

ORA-23505: Object "string"."string" is missing.

Cause: The specified object does not exist.

Action: Check that the specified object is correct.

ORA-23514: invalid or incorrect number of arguments

Cause: The arguments passed to the online redefinition API were invalid or missing.

Action: Call the online redefinition API with the right number of valid arguments.

ORA-23515: materialized views and/or their indices exist in the tablespace

Cause: An attempt was made to drop a tablespace which contains materialized views and/or their indices.

Action: Drop the materialized views in this tablespace. Also, find indices belonging to materialized views in this tablespace and drop them. Then try dropping the tablespace.

ORA-23531: site owner already exists in the template.

Cause: Site owner for the template already exists.

Action: Do not create multiple siteowners for this template.

ORA-23532: tables with different synchronization mechanisms are in the same group

Cause: Tables belonging to the same replication group were specified to be cached with different synchronization mechanisms.

Action: Do not specify different synchronization mechanisms while caching tables belonging to the same replication group.

ORA-23533: object "string"."string" can not be cached

Cause: An attempt was made to cache an object which is not supported.

Action: Do not cache an object which is not supported.

ORA-23534: missing column in materialized view container table "string"."string"

Cause: After import, the materialized view container table has missing columns.

Action: Check if materialized view container table was imported correctly.

ORA-23535: instantiating templates from multiple back ends is not allowed.

Cause: An attempt was made to set a new non-null back end database for an iAS site.

Action: Call `dbms_ias_configure.set_back_end_db` procedure with null dblink. Then, call the same procedure with the new non-null dblink.

ORA-23536: the object "string"."string" is not cached at the middle tier as expected.

Cause: The object may have been dropped or renamed at the back end after `dbms_ias_inst.start_ias_inst` was executed.

Action: Check the validity of the object at the back end and retry the instantiation.

ORA-23537: function or procedure *string* is not allowed to be invoked from this site.

Cause: This function or procedure is restricted to the backend or middle tier site

Action: Connect to the proper site before calling this function or procedure.

ORA-23538: cannot explicitly refresh a NEVER REFRESH materialized view ("string")

Cause: An attempt was made to explicitly refresh a NEVER REFRESH MV.

Action: Do not perform this refresh operation or remove the MV(s) from the list.

ORA-23539: table "string"."string" currently being redefined

Cause: An attempt was made to redefine a table which is currently involved in an ongoing redefinition.

Action: Do not perform this redefinition operation on this table or wait till the ongoing redefinition of the table is completed.

ORA-23540: Redefinition not defined or initiated

Cause: An attempt was made to continue or complete a redefinition which was not defined or initiated.

Action: Define or initiate the redefinition before performing this operation.

ORA-23541: tables do not match tables used while defining the redefinition

Cause: An attempt was made to continue or complete a redefinition by providing different tables than those used while defining or initiating the redefinition.

Action: Repeat this operation and specify the same tables as those that were specified while defining or initiating the redefinition.

ORA-23542: dependent object "string"."string" already registered

Cause: An attempt was made to register an already registered dependent object to an ongoing redefinition.

Action: Do not attempt to register an already registered dependent object to an ongoing redefinition.

ORA-23543: materialized view log on "*string*".*string*" is in an inconsistent state

Cause: There was an error while creating the materialized view log and the log is currently in an inconsistent state. A possible cause could be that schema redefinition has occurred on the master table while the log was being created. Another possible cause could be that there were DMLs being applied on the master table concurrently in another session at the time the materialized view log creation started and those DML transactions haven't committed even after a very long period of time.

Action: Drop the materialized view log and recreate it.

ORA-23546: cannot create rowid mapping table *string.string*

Cause: The online partition mover could not create a rowid mapping table.

Action: Rename the conflicting table or rerun the SQL statement. * There may be a concurrent online operation on the same object.

ORA-23547: dml_lock_timeout value is out of the permitted range

Cause: The value for dml_lock_timeout was out of the permitted range of 0 to 1,000,000.

Action: Use a value within the range of 0 to 1,000,000 and reexecute the procedure

ORA-23549: table "*string*".*string*" involved in reference partitioning

Cause: An attempt was made to redefine a table which is currently involved in reference partitioning.

Action: Do not perform this redefinition operation on this table or remove reference partitioning and retry the operation.

ORA-23550: cannot redefine a table with interim table having identity columns that appear in column mapping

Cause: An attempt was made to redefine a table where the interim table has identity columns that appear in column mapping.

Action: Do not perform this redefinition operation or avoid using identity columns of the interim table in column mapping.

ORA-23551: unsupported UPDATE statement on an index-organized table

Cause: An attempt was made to update primary key columns of an index-organized table.

Action: Do not perform this redefinition operation or avoid updating primary key columns.

ORA-23600: cannot create PROPAGATION, *string* already exists

Cause: The propagate_name already exists.

Action: Drop the propagate_name using DROP_PROPAGATE command or specify propagate_name.

ORA-23601: PROPAGATION_NAME *string* does not exist

Cause: Propagation does not exist.

Action: Query DBA_PROPAGATION view to find existing propagation_name

ORA-23602: Invalid *string* process type *string*

Cause: Specified GoldenGate, XStream or Streams process type is not valid.

Action: Specify either capture or apply.

ORA-23603: *string* enqueue aborted due to low SGA

Cause: An attempt to enqueue a GoldenGate, XStream or Streams message was aborted because ORACLE is running low on memory allotted.

Action: Either start consuming messages by enabling any GoldenGate, XStream or Streams propagation or apply which might be disabled. An alternative is to allot more memory to STREAMS, which can be done by increasing the `streams_pool_size` initialization parameter if one was defined or by increasing the `shared_pool_size`.

ORA-23605: invalid value "*string*" for *string* parameter *string*

Cause: An attempt was made to specify an invalid parameter value.

Action: Specify a valid value for the parameter. Check the documentation for valid parameter values.

ORA-23606: invalid object *string*

Cause: An attempt was made to specify an invalid object.

Action: Specify a valid object.

ORA-23607: invalid column "*string*"

Cause: An invalid column was specified in the column list.

Action: Check the columns in the object and specify the right column name.

ORA-23608: invalid resolution column "*string*"

Cause: An invalid column was specified as the resolution column. The resolution column must belong to the list of columns specified in the '`column_list`' parameter.

Action: Check the columns in the `column_list` and specify the right resolution column name.

ORA-23609: unable to find directory object for directory *string*

Cause: There was no entry in `ALL_DIRECTORIES` corresponding to the specified directory.

Action: Grant to the current user appropriate privileges on either a new directory object or an existing directory object.

ORA-23610: internal `dbms_streams_tablespaces` error: [*string*] [*string*] [*string*] [*string*]

Cause: Streams detected an erroneous result.

Action: Look for information in the session trace file and contact customer support.

ORA-23611: tablespace "*string*" has more than one data file

Cause: The specified tablespace had more than one data file and hence did not qualify as a simple tablespace.

Action: Choose a self-contained tablespace with a single data file, or use a procedure that supports any tablespace.

ORA-23612: unable to find tablespace "*string*"

Cause: Either the tablespace did not exist, or the current user did not have sufficient privileges on the tablespace.

Action: Grant appropriate privileges on the tablespace to the current user or choose a different tablespace.

ORA-23613: Script *string* already exists

Cause: A script for the specified invoking package already existed.

Action: Complete the previous invocation or drop the previous invocation before proceeding with the current invocation.

ORA-23614: Script *string* does not exist

Cause: The named script did not exist.

Action: Create the script.

ORA-23615: Block number *string* does not exist for script *string*

Cause: The specified block number did not exist for the script.

Action: Add the block or check the block number and reexecute.

ORA-23616: Failure in executing block *string* for script *string* with *\nstring*

Cause: The execution of specified block failed.

Action: Check the error. Query DBA_RECOVERABLE_SCRIPT_BLOCKS to view the failed block. Rectify and rerun the block or script.

ORA-23617: Block *string* for script *string* has already been executed

Cause: The specified block was already executed.

Action: Check the block number and reissue the command.

ORA-23618: Generation of script *string* is not complete.

Cause: Script generation for the specified script was not completed in a prior invocation.

Action: Purge the specified script by calling the RECOVER_OPERATION API in the package DBMS_STREAMS_ADM and reattempt the entire operation.

ORA-23619: non-Oracle system error: *string*

Cause: A non-Oracle database has returned an error message to STREAMS when attempting to apply a DML statement. The non-Oracle system error message is a parameter to this Oracle error.

Action: Corrective action may or may not be possible (depending on the non-Oracle system error). If corrective action is possible, correct the problem and try applying the transaction again.

ORA-23620: bind value size too large for PL/SQL CALL operation

Cause: In a PL/SQL CALL to a stored procedure, the bind string size exceeded 4K.

Action: Either make the bind string size shorter (less than 4K) or use BEGIN-END to call the procedure instead of CALL.

ORA-23621: Operation corresponding to script *string* is in progress.

Cause: The script was already being run in a different session or was terminated before status for the script was updated to ERROR or EXECUTED.

Action: Make sure the script is not being run in a parallel session. Then call the RECOVER_OPERATION API in the DBMS_STREAMS_ADM package with the appropriate OPERATION_MODE argument.

ORA-23622: Operation *string.string.string* is in progress.

Cause: An attempt was made to execute a procedure which was being executed in a parallel session or failed execution.

Action: Query the DBA_RECOVERABLE_SCRIPT view to identify the operation that is currently in progress for the specified invoking procedure. Complete the operation before proceeding.

ORA-23623: internal DBMS_COMPARISON error: [string] [string] [string] [string]

Cause: DBMS_COMPARISON detected an erroneous result.

Action: Look for information in the session trace file and contact Oracle Support Services.

ORA-23624: A comparison operation is currently in progress for string.

Cause: Another session was already performing an operation on this object.

Action: Retry the operation once other sessions are done with the specific comparison object.

ORA-23625: Table shapes of string.string and string.string@string did not match.

Cause: Table shapes of local and remote tables to compare did not match.

Action: Retry by explicitly specifying columns that match in column_list or create views on the tables as appropriate.

ORA-23626: No eligible index on table string.string

Cause: Table did not have an eligible index to use for comparison.

Action: For a table to be compared using DBMS_COMPARISON, the table must have an appropriate index on a column of certain data types. Check the documentation for supported data types.

ORA-23627: Comparison object string already existed.

Cause: A comparison object by the specified name already exists.

Action: Retry with a different name.

ORA-23628: Comparison query too long (actual string, allowed string).

Cause: A generated query for comparison was too long.

Action: Comparison is unsupported for very large tables with long column names. Retry with a subset of columns or with shorter column names.

ORA-23629: string.string is not an eligible index on table string.string for comparison

Cause: The specified index was not an eligible index to use for comparison.

Action: For a table to be compared using DBMS_COMPARISON, the table must have an appropriate index. Please specify an eligible index for the table to be compared.

ORA-23630: Cannot switch to apply-state checkpoint mode (value "string", string parameter string), due to the following reason:

Cause: Could not switch to apply-state checkpoint mode, or already in apply-state checkpoint mode.

Action: Can switch to apply-state checkpoint mode only if the capture is new (it never ran), the capture wasn't cloned from a capture with checkpoints, the capture doesn't include any extra attributes, and combined capture and apply is enabled.

ORA-23631: apply-state checkpoint mode cannot change (value "string", string parameter string)

Cause: Could not switch to checkpoints because apply-state checkpoint mode was set.

Action: Drop the apply-state checkpoint capture and create a new one that will / take checkpoints.

ORA-23632: Cannot force checkpoints in apply-state checkpoint mode (value "*string*", *string* parameter *string*)

Cause: The capture process was in apply-state checkpoint mode.

Action: Cannot take checkpoints in apply-state checkpoint mode.

ORA-23633: Cannot turn off combined capture and apply mode in apply-state checkpoint mode (value "*string*", *string* parameter *string*)

Cause: The capture was running in apply-state checkpoint mode and had to run in combined capture and apply mode also.

Action: Ensure that this capture runs in combined capture and apply by dropping additional propagation or apply processes for the same queue.

ORA-23634: Cannot include extra attributes in apply-state checkpoint mode

Cause: The capture process was in apply-state checkpoint mode.

Action: Extra attributes are not supported in apply-state checkpoint mode.

ORA-23635: MAINTAIN_TTS: tablespace(s) already exist(s) in target database.

Cause: The tablespaces were already in existence in the target database when the streams MAINTAIN_TTS APIs were called."

Action: Check whether you can drop the tablespaces to be maintained in the target database. If not, don't use streams MAINTAIN_TTS APIs to setup streams. Check the Oracle documentation on how to setup streams.

ORA-23636: MAINTAIN_TTS: Invalid tablespace name, reason: *string*.

Cause: The tablespace name was either NULL or too long when the streams MAINTAIN_TTS APIs were called.

Action: Check that the specified tablespace names are not NULL and are spelled correctly. If there are too many tablespaces, group them together and call the streams MAINTAIN_TTS APIs for the group.

ORA-23637: Capture started in checkpoint mode

ORA-23638: Capture cloned from a capture with checkpoints

ORA-23639: Extra Attribute included

ORA-23640: Combined capture and apply disabled

ORA-23641: Capture started in apply-state checkpoint mode already

ORA-23642: Cannot switch to checkpoint mode (value "*string*", *string* parameter *string*)

Cause: Capture was cloned from a capture in apply-state checkpoint mode.

Action: Clone from a capture with checkpoints.

ORA-23643: Capture cloned from a capture in apply-state checkpoint mode

ORA-23644: Cannot switch to apply-state checkpoint mode (Capture *string*)

Cause: Switch to apply-state checkpoint mode was prevented by a previous error.

Action: See the previous error for the appropriate action.

ORA-23645: Cannot switch to checkpoints (Capture *string*)

Cause: Switch to checkpoints was prevented by a previous error.

Action: See the previous error for the appropriate action.

ORA-23646: *string string process string* does not exist

Cause: Capture or Apply did not exist.

Action: Create a Capture or Apply process, then try again.

ORA-23647: *string string process string* is not running

Cause: Capture or Apply were not running.

Action: Start Capture or Apply process, then try again

ORA-23648: Capture *string* is for Change Data Capture

Cause: Capture was for Change Data Capture, and checkpoints were required.

Action: None

ORA-23649: Capture *string* is for Audit Vault

Cause: Capture was for Audit Vault, and checkpoints were required.

Action: None

ORA-23650: No progress Capture *string*

Cause: Capture was not capturing changes.

Action: Make sure Capture is running and capturing changes.

ORA-23651: Capture *string* is already in *string* mode

Cause: Capture was already in the desired mode.

Action: None

ORA-23652: The oldest SCN could not be updated at Apply *string*

Cause: The oldest SCN was not updated before the switch was performed.

Action: Make sure Apply is running and the switch package version is the same at both databases.

ORA-23653: LogMiner session does not exist

Cause: LogMiner session did not exist.

Action: Make sure the Capture process exists.

ORA-23654: Attempting to set the oldest SCN to a greater value (*string*) than the current one (*string*) at Apply *string*

Cause: The new value for the oldest SCN was not computed correctly.

Action: Make sure Capture and Apply are running, and Capture is making progress.

ORA-23655: The SCN range cannot be smaller than 0, (SCN range = *string*)

Cause: The function was invoked with a negative SCN range.

Action: Use a positive SCN range.

ORA-23656: Timeout occurred while *string string process string*

Cause: The GoldenGate, XStream or Streams process could not be stopped or started.

Action: Call the switch procedure again.

ORA-23657: the converted file *string* already exists

Cause: The converted file was already in existence. CONVERT FILE call does not overwrite the existing file.

Action: Check whether the existing file can be deleted. If the existing file can be deleted, delete it. Otherwise, specify a different directory or file extension.

ORA-23658: Invalid character set specified when converting column '*string*' in '*string.string*'

Cause: The conversion between two character sets for the column in the given table is not supported.

Action: Check if the implicit conversion between source and destination column is supported.

ORA-23659: Destination buffer is not large enough when converting column '*string*' in '*string.string*' (actual length: *string*; maximum length: *string*)

Cause: The conversion between two character sets failed because a source column value is too large for the destination column.

Action: Check if size of the source and destination column matches.

ORA-23660: Unable to load NLS data object when converting column '*string*' in '*string.string*'

Cause: It may be caused by invalid NLS environment setting.

Action: Check your NLS environment setting.

ORA-23661: Canon capture name "*string*" not found

Cause: There's no such capture process

Action: Pass the right parameter to the function

ORA-23662: subset rule length exceeds maximum allowed value

Cause: The length of an insert, update, or delete subset rule computed from the DML condition input exceeded the maximum allowed length.

Action: Make the DML condition shorter.

ORA-23663: local object *string.string* is not a single table view

Cause: The view was based either on another view or multiple tables or views.

Action: For comparison, specify a view based on a single table.

ORA-23664: remote object *string.string* is not a single table view

Cause: The view was based either on another view or multiple tables or views.

Action: For comparison, specify a view based on a single table.

ORA-23665: DML conflict handler "*string*" not found

Cause: The DML conflict handler was not found for modification or removal.

Action: Make sure the name of the conflict handler is correct and that it exists.

ORA-23666: Default column group in use by DML conflict handler "*string*"

Cause: A default column group was found for the specified Apply name, operation name, and conflict type.

Action: Remove the existing default column group and retry.

ORA-23667: Column "string" already used by conflict handler "string"

Cause: The column was already in the column group of another conflict handler for the specified Apply name, operation name, and conflict type.

Action: Remove the column from the other conflict handler or specify a different column.

ORA-23668: Column "string" does not have a numeric data type.

Cause: The specified column did not have a numeric data type. Delta conflict resolution requires numeric columns.

Action: Check the data type of the column and specify only numeric columns.

ORA-23669: Duplicate conflict handler name

Cause: A DML conflict handler with the specified name was found.

Action: Remove the current DML conflict handler or specify a different name.

ORA-23670: Duplicate column name "string"

Cause: The specified value was duplicated in the column group list.

Action: Remove duplicated entries from the column group list.

ORA-23671: Default column group required

Cause: A default column group was not specified. The specified Apply name, operation name, and conflict type is only supported on default column groups.

Action: Specify a default column group.

ORA-23672: Column not specified in column group for DML conflict handling for table "string"."string"

Cause: The specified table contained a column that was not specified as part of a column group.

Action: Add the column to a column group.

ORA-23673: Invalid resolution column "string" for table "string"."string"

Cause: The specified resolution column was not valid.

Action: Set the resolution column to a valid column.

ORA-23674: Unable to handle delta conflict resolution for table "string"."string"

Cause: The specified table or the LCR contained a null value in one of the columns belonging to a delta conflict group.

Action: Correct each delta column in the table or the error LCR if it currently has a null value.

ORA-23675: Unsupported OPERATION_NAME, CONFLICT_TYPE, and METHOD_NAME

Cause: The specified OPERATION_NAME, CONFLICT_TYPE, and METHOD_NAME was not a valid set of parameters.

Action: Retry with a valid set of parameters.

ORA-23676: no eligible index on local table "string"."string"

Cause: The local table did not have an eligible index to use for comparison.

Action: For a table to be compared using DBMS_COMPARISON, the table must have an appropriate index on a column of certain data types. Check the documentation for supported data types.

ORA-23677: no eligible index on remote table "string"."string"

Cause: The remote table did not have an eligible index to use for comparison.

Action: For a table to be compared using DBMS_COMPARISON, the table must have an appropriate index on a column of certain data types. Check the documentation for supported data types.

ORA-23678: index "string"."string" on local table "string"."string" is not eligible for comparison

Cause: The specified index was not eligible for comparison.

Action: For a table to be compared using DBMS_COMPARISON, the table must have an appropriate index. Specify an eligible index for the table to be compared.

ORA-23679: index "string"."string" on remote table "string"."string" is not eligible for comparison

Cause: The specified index was not eligible for comparison.

Action: For a table to be compared using DBMS_COMPARISON, the table must have an appropriate index. Specify an eligible index for the table to be compared.

ORA-24000: invalid value *string*, *string* should be of the form [SCHEMA.]NAME

Cause: An invalid value was specified for the parameter.

Action: Specify a string of the form [SCHEMA.]NAME .

ORA-24001: cannot create QUEUE_TABLE, *string* already exists

Cause: The queue table already exists in the queueing system.

Action: Drop the table first using the DROP_QUEUE_TABLE() command or specify another table.

ORA-24002: QUEUE_TABLE *string* does not exist

Cause: Queue_table not exist.

Action: Query on the user view USER_QUEUE_TABLES to find out existing queue tables.

ORA-24003: Queue table index *string* inconsistent with queue table *string*

Cause: The queue table index has not yet been successfully imported.

Action: Import the queue table index before attempting to use the queue table. If the import failed, correct the problem and try to import the queue table index again.

ORA-24004: invalid column name *string* in SORT_LIST, should be ENQ_TIME or PRIORITY

Cause: Invalid column name was specified in the SORT_LIST.

Action: The valid column names are ENQ_TIME and PRIORITY.

ORA-24005: Inappropriate utilities used to perform DDL on AQ table *string.string*

Cause: An attempt was made to use the SQL command DROP TABLE or TRUNCATE TABLE or ALTER TABLE on queue metadata or tables.

Action: Use the DBMS_AQADM.DROP_QUEUE_TABLE to DROP TABLE, DBMS_AQADM.PURGE_QUEUE_TABLE to TRUNCATE TABLE. ALTER TABLE redefinition based on only ALTER_TABLE_PROPERTIES and ALTER_TABLE_PARTITIONING clauses are allowed.

ORA-24006: cannot create QUEUE, *string* already exists

Cause: The queue requested to be created already exists.

Action: Specify another queue name. Query USER_QUEUES for all the existing queues in the users's schema.

ORA-24007: invalid value *string*, MAX_RETRIES should be non-negative integer

Cause: An invalid value was specified for MAX_RETRIES.

Action: Specify a non-negative integer.

ORA-24008: queue table *string.string* must be dropped first

Cause: An error was detected when dropping a queue table in a cluster, tablespace, or schema.

Action: Use the DBMS_AQADM.DROP_QUEUE_TABLE procedure to drop the specified queue table first; then, retry the operation.

ORA-24009: invalid value *string*, QUEUE_TYPE should be NORMAL_QUEUE or EXCEPTION_QUEUE

Cause: Invalid queue type parameter

Action: Valid values are NORMAL_QUEUE for normal queue and EXCEPTION_QUEUE for exception queue.

ORA-24010: QUEUE *string* does not exist

Cause: The specified queue does not exist.

Action: Specify a valid queue. Query USER_QUEUES for all the valid queues.

ORA-24011: cannot drop QUEUE, *string* should be stopped first

Cause: The queue has not been stopped i.e. either enqueue or dequeue is still enabled.

Action: Stop the queue first using the STOP_QUEUE command and disable it from both enqueueing and dequeueing.

ORA-24012: cannot drop QUEUE_TABLE, some queues in *string* have not been dropped

Cause: A queue exists in the queue table which has not been dropped. All queues need to be dropped first.

Action: Drop all queues belonging to this queue table using the drop_queue() command. Be sure to stop the queues appropriately before dropping them. Alternately, use the force option in drop_queueable.

ORA-24013: invalid value *string*, RETRY_DELAY should be non-negative

Cause: A negative value was specified for RETRY_DELAY.

Action: Specify a non-negative value for RETRY_DELAY.

ORA-24014: invalid value *string*, RETENTION_TIME should be FOREVER or non-negative

Cause: Queue retention was specified, but the retention time was specified to be less than zero.

Action: Specify the retention time to be non-negative or FOREVER. Alternately don't specify retention.

ORA-24015: cannot create QUEUE_TABLE, QUEUE_PAYLOAD_TYPE *string.string* does not exist

Cause: An invalid QUEUE_PAYLOAD_TYPE specified during create_queue_table.

Action: The QUEUE_PAYLOAD_TYPE should be RAW or an object type that already exists in the database.

ORA-24016: cannot create QUEUE_TABLE, user *string* does not have execute privileges on QUEUE_PAYLOAD_TYPE *string.string*

Cause: An invalid object type specified for QUEUE_PAYLOAD_TYPE during create_queue_table.

Action: The user should have execute privileges on the object type specified for the queue.

ORA-24017: cannot enable enqueue on QUEUE, *string* is an exception queue

Cause: User tried to enable enqueueing to an exception queue.

Action: None

ORA-24018: STOP_QUEUE on *string* failed, outstanding transactions found

Cause: There were outstanding transactions on the queue, and WAIT was set to false, so STOP_QUEUE was unsuccessful in stopping the queue.

Action: Set WAIT to TRUE and try STOP_QUEUE again. It will hang till all outstanding transactions are completed.

ORA-24019: identifier for *string* too long, should not be greater than *string* characters

Cause: The identifier specified is too long.

Action: Try again with a shorter identifier.

ORA-24020: Internal error in DBMS_AQ_IMPORT_INTERNAL, *string*

Cause: Internal Error occurred in the package DBMS_AQ_IMPORT_INTERNAL.

Action: Internal error, call Oracle Support.

ORA-24021: queue table definition not imported for *string.string*

Cause: The queue definition is not updated because the queue table was not imported properly

Action: Import the queue table again.

ORA-24022: the specified parameters has no effect on the queue

Cause: The parameter combination will not cause the queue to be started or stopped.

Action: None. This is just a warning.

ORA-24023: Internal error in DBMS_AQ_EXP_INTERNAL.*string* [*string*] [*string*]

Cause: Internal Error occurred in the package DBMS_AQ_EXP_INTERNAL.

Action: Internal error, call Oracle Support.

ORA-24024: Internal error in DBMS_AQ_IMP_INTERNAL.*string* [*string*] [*string*]

Cause: Internal Error occurred in the package DBMS_AQ_IMP_INTERNAL.

Action: Internal error, call Oracle Support.

ORA-24025: invalid value *string*, QUEUE_PAYLOAD_TYPE should be RAW or an object type

Cause: Parameter `queue_payload_type` has invalid value.

Action: Specify a valid object type or RAW.

ORA-24026: operation failed, queue *string.string* has errors

Cause: An attempt was made to enqueue, dequeue or administer a queue which has errors.

Action: Drop the queue table setting the force option to true.

ORA-24027: AQ HTTP propagation encountered error, status-code *string*, *string*

Cause: AQ propagation's HTTP request to the propagation servlet at the specified address encountered an error

Action: Specify a valid address in the connect string of the propagation destination `dblink`, the `dblink` user has the correct permissions, check if the AQ propagation servlet was properly installed.

ORA-24028: cannot create a receiver non-repudiable single consumer queue

Cause: Tried to create a receiver non-repudiable single consumer queue

Action: This feature is not supported

ORA-24029: operation not allowed on a single-consumer queue

Cause: Tried an operation not allowed on a single-consumer queue.

Action: Specify the operation on a multi-consumer queue.

ORA-24030: Only one of rule or rule-set must be specified

Cause: Specified both a rule and rule-set for the operation.

Action: Specify only one of rule or rule-set.

ORA-24031: invalid value, *string* should be non-NULL

Cause: Parameter is NULL.

Action: Specify a non NULL value for the parameter.

ORA-24032: object *string* exists, index could not be created for queue table *string*

Cause: Oracle AQ tried to create an index with the name specified in the error message. The index could not be created for the specified queue table because a object exists with the same name.

Action: Drop the object specified in the error message and retry the command. You can also choose a different name for the queue table.

ORA-24033: no recipients for message

Cause: An enqueue was performed on a queue that has been set up for multiple dequeuers but there were neither explicit recipients specified in the call nor were any queue subscribers determined to be recipients for this message.

Action: Either pass a list of recipients in the enqueue call or add subscribers to the queue for receiving this message.

ORA-24034: application *string* is already a subscriber for queue *string*

Cause: An application name that was already a subscriber for the queue was specified in the `dbms_aq.subscribe` call.

Action: n/a

ORA-24035: AQ agent *string* is not a subscriber for queue *string*

Cause: An AQ agent that was not a subscriber for the queue was specified.

Action: Check the name and/or address of the agent and retry the call.

ORA-24036: invalid SORT_ORDER column *string* specified for queue table

Cause: The create queue table command was issued with message_grouping set to TRANSACTIONAL and a sort order column other than priority. Only the priority column can be specified in the sort order for queue tables with transactional grouping.

Action: Change the sort order list in the create queue table command and retry the call.

ORA-24037: schema *string* in QUEUE_NAME is not same as schema *string* in QUEUE_TABLE

Cause: The schema specified in the QUEUE_NAME parameter of CREATE_QUEUE is not the same as the schema specified in the QUEUE_TABLE parameter.

Action: Use the same schema name for both the QUEUE_NAME and QUEUE_TABLE parameters and retry the command.

ORA-24038: RETRY_DELAY and MAX_RETRIES cannot be used for a 8.0 compatible multiple consumer queue

Cause: The CREATE_QUEUE or ALTER_QUEUE command was issued with a non-zero RETRY_DELAY and a QUEUE_TABLE that was created for multiple consumers and with COMPATIBLE parameter set to '8.0'.

Action: Either set the RETRY_DELAY to zero or upgrade the queue table to 8.1 compatible using the DBMS_AQADM.MIGRATE_QUEUE_TABLE procedure.

ORA-24039: Queue *string* not created in queue table for multiple consumers

Cause: Either an ADD_SUBSCRIBER, ALTER_SUBSCRIBER, or REMOVE_SUBSCRIBER procedure, or an ENQUEUE with a non-empty recipient list, was issued on a queue that was not created for multiple consumers.

Action: Create the queue in a queue table that was created for multiple consumers and retry the call.

ORA-24041: propagation schedule exists for QUEUE *string* and DESTINATION *string*

Cause: A SCHEDULE_PROPAGATION was issued for a queue and destination pair which has an existing propagation schedule.

Action: Issue UNSCHEDULE_PROPAGATION to remove the existing schedule and then reissue the SCHEDULE_PROPAGATION call.

ORA-24042: no propagation schedule exists for QUEUE *string* and DESTINATION *string*

Cause: AN UNSCHEDULE_PROPAGATION was issued for a queue and destination pair which has no existing propagation schedule.

Action: Verify the spelling of the specified QUEUE and DESTINATION and then reissue the call with the correct spelling.

ORA-24043: destination *string* uses a reserved name, names with AQ\$_ prefix are not valid

Cause: An attempt was made to specify a reserved name for a destination.

Action: Enter a different value or NULL for the local destination. Then retry the operation.

ORA-24044: source *string* and destination *string* object types do not match

Cause: A message recipient's queue has a different object structure than the sender's queue. The message cannot be propagated.

Action: Either remove the recipient from the subscriber's list for the sender's queue or create the destination queue with an object type that matches the source queue's object type.

ORA-24045: invalid agent address *string*, agent address should be of the form [SCHEMA.]NAME[@DATABASE LINK]

Cause: An invalid value was specified for the agent address parameter.

Action: Specify a string of the form [SCHEMA.]NAME[@DATABASE LINK].

ORA-24046: protocol attribute reserved for future use

Cause: The protocol attribute of the AQ agent object type is reserved for future use.

Action: Do not specify the protocol attribute in the agent object type.

ORA-24047: invalid agent name *string*, agent name should be of the form NAME

Cause: An invalid value was specified for the agent name parameter.

Action: Specify a string of the form NAME. Then retry the operation.

ORA-24048: cannot create QUEUE_TABLE, user does not have access to AQ object types

Cause: An attempt was made to issue the CREATE_QUEUE_TABLE command, but the user who issued the command does not have access to internal AQ object types.

Action: Use the DBMS_AQADM.GRANT_TYPE_ACCESS procedure to grant the user access to the AQ object types.

ORA-24049: invalid agent name *string*, names with AQ\$_ prefix are not valid

Cause: An attempt was made to use a reserved prefix in the agent name.

Action: Enter a different value for the agent name. Then, retry the operation.

ORA-24050: subscribers are not supported for exception queue *string*

Cause: An ADD_SUBSCRIBER, ALTER_SUBSCRIBER, or REMOVE_SUBSCRIBER procedure was issued on a queue that was created as an EXCEPTION_QUEUE.

Action: Specify a NORMAL_QUEUE in the procedure.

ORA-24051: cannot propagate object type payloads that have a REF attribute

Cause: An ADD_SUBSCRIBER or ENQUEUE procedure with a non-NULL address field in the agent type was issued on a queue whose payload has a REF attribute. Propagation of object type payloads that have a REF attribute currently is not supported.

Action: Specify an agent with a NULL address field so that the agent can dequeue from the same queue. Or, change the object type definition to one that does not use REF attributes.

ORA-24052: cannot propagate object type payloads with LOB attributes to an 8.0 release

Cause: The recipient of a message with LOB attributes was using an Oracle 8.0 release. Propagation of LOB attributes is supported only in Oracle 8.1 and higher releases.

Action: Upgrade the target release to Oracle 8.1 and retry. Or, change the object type definition to one that does not use LOBs.

ORA-24053: PRIMARY_INSTANCE and SECONDARY_INSTANCE must be non-negative

Cause: One of PRIMARY_INSTANCE or SECONDARY_INSTANCE was negative.

Action: Specify non-negative integers for PRIMARY_INSTANCE and SECONDARY_INSTANCE.

ORA-24054: cannot propagate to an Oracle 8.0.3 release or lower release

Cause: The recipient of a message was using an Oracle 8.0.3 release or lower release. Propagation is supported only in Oracle 8.0.4 and higher releases.

Action: Upgrade the target release to Oracle 8.0.4 or higher and retry.

ORA-24055: cannot delete propagation status rows that are in prepared state

Cause: An attempt was made to use the internal administration procedure to delete status rows from the SYS.AQ\$_PROPAGATION_STATUS table that were in the prepared state.

Action: Wait for the propagation to complete successfully before retrying the operation.

ORA-24056: internal inconsistency for QUEUE *string* and destination *string*

Cause: The sequence numbers used in the SYS.AQ\$_PROPAGATION_STATUS table were inconsistent for the given queue and destination.

Action: Contact Oracle Worldwide Support.

ORA-24057: cannot define subscriber with rule for queue *string*

Cause: An ADD_SUBSCRIBER or ALTER_SUBSCRIBER procedure with a rule was issued on a queue for which rule based subscribers are not supported. Rule based subscribers currently are supported only for NORMAL (persistent) multi-consumer queues created using an Oracle release 8.1.0 or higher compatible queue table.

Action: Create a NORMAL multi-consumer queue in an Oracle release 8.1.0 or higher compatible queue table, and retry the call. Or, if the queue is a normal (persistent) multi-consumer queue, convert the queue table to Oracle 8.1.0 or higher compatibility and retry.

ORA-24058: cannot downgrade QUEUE_TABLE that has propagation in a prepared state

Cause: An attempt was made to downgrade the queue table when there were messages being propagated that were in the prepared state.

Action: Wait for the propagation to complete before retrying the operation.

ORA-24059: invalid COMPATIBLE parameter setting *string* specified in DBMS_AQADM.*string*

Cause: An invalid compatible parameter was specified in the DBMS_AQADM procedure. The parameter setting must be of the form '8.x.y' where x is the release number and y is the update number.

Action: Specify a valid COMPATIBLE parameter setting, and retry the operation.

ORA-24060: cannot convert QUEUE_TABLE, *string* already is compatible with release *string*

Cause: The source queue table in the DBMS_AQADM procedure is compatible with the specified COMPATIBLE parameter setting.

Action: Choose a different COMPATIBLE parameter setting to convert the queue table to the desired compatibility.

ORA-24061: cannot specify non-zero SECONDARY_INSTANCE if PRIMARY_INSTANCE was zero

Cause: A non-zero value was specified for SECONDARY_INSTANCE when PRIMARY_INSTANCE was zero.

Action: Specify a non-zero primary instance before you specify a non-zero secondary instance.

ORA-24062: Subscriber table *string* inconsistent with queue table *string*

Cause: The subscriber table has not yet been successfully imported.

Action: Import the subscriber table before attempting to use the queue table. If the import failed, correct the problem and try to import the subscriber table again.

ORA-24063: cannot downgrade QUEUE_TABLE that has queues with rule-based subscribers

Cause: An attempt was made to downgrade the queue table when there were queues on which rule based subscribers are defined.

Action: Remove the rule based subscribers for all queues in this queue table and retry.

ORA-24064: propagation for QUEUE *string* and DESTINATION *string* already enabled

Cause: An ENABLE_SCHEDULE_PROPAGATION command was issued for a queue and destination pair whose propagation schedule already was enabled.

Action: Make sure the QUEUE and DESTINATION are correct when you issue the ENABLE_SCHEDULE_PROPAGATION command.

ORA-24065: propagation for QUEUE *string* and DESTINATION *string* already disabled

Cause: A DISABLE_SCHEDULE_PROPAGATION command was issued for a queue and destination pair whose propagation schedule already was disabled.

Action: Make sure the QUEUE and DESTINATION are correct when you issue the DISABLE_SCHEDULE_PROPAGATION command.

ORA-24066: invalid privilege specified

Cause: An invalid privilege is specified for granting or revoking privilege

Action: Specify a valid privilege.

ORA-24067: exceeded maximum number of subscribers for queue *string*

Cause: An attempt was made to add new subscribers to the specified, but the number of subscribers for this queue has exceeded the maximum number (1024) of subscribers allowed per queue.

Action: Remove existing subscribers before trying to add new subscribers.

ORA-24068: cannot start queue *string*, queue table *string* is being migrated
Cause: An attempt was made to start a queue in a queue table that is being migrated.
Action: Complete the queue table migration, and retry the operation.

ORA-24069: cannot downgrade queue table *string* while it is being upgraded
Cause: An attempt was made to downgrade a queue table, but a previous command to upgrade the queue table has not yet completed successfully.
Action: Complete the upgrade of the queue table by re-executing the DBMS_AQADM.MIGRATE_QUEUE_TABLE procedure. Then, downgrade the queue table.

ORA-24070: cannot upgrade queue table *string* while it is being downgraded
Cause: An attempt was made to upgrade a queue table, but a previous command to downgrade the queue table has not yet completed successfully.
Action: Complete the downgrade of the queue table by re-executing the DBMS_AQADM.MIGRATE_QUEUE_TABLE procedure. Then, upgrade the queue table.

ORA-24071: cannot perform operation *string*, queue table *string* is being migrated
Cause: An attempt was made to perform an operation on a queue in a queue table that is being migrated.
Action: Complete the queue table migration, and retry the operation.

ORA-24072: cannot execute MIGRATE_QUEUE_TABLE procedure; must own queue table
Cause: An attempt was made to upgrade or downgrade a queue table using the DBMS_AQADM.MIGRATE_QUEUE_TABLE procedure, but the user who executed the procedure does not own the queue.
Action: Reconnect as the owner of the queue table, and then execute the DBMS_AQADM.MIGRATE_QUEUE_TABLE procedure.

ORA-24073: cannot specify RETENTION_TIME on exception queue *string.string*
Cause: An attempt was made to create or alter an exception queue by specifying a non-zero RETENTION_TIME.
Action: Use the default RETENTION_TIME parameter value for exception queues.

ORA-24074: RETRY_DELAY and MAX_RETRIES cannot be used for exception queue *%.string*
Cause: The CREATE_QUEUE or ALTER_QUEUE command was issued with a non-zero RETRY_DELAY and an exception queue.
Action: Do not specify RETRY_DELAY or MAX_RETRIES for exception queues.

ORA-24075: cannot specify agent with NULL address and non-NULL protocol
Cause: An ADD_SUBSCRIBER or enqueue was attempted with an agent that had a NULL address and a non-NULL protocol.
Action: Either specify a non-NULL address or set the protocol to NULL.

ORA-24076: cannot perform operation *string* for NON_PERSISTENT queue *string.string*
Cause: One of the operations, SCHEDULE_PROPAGATION, ALTER_QUEUE, LISTEN, DEQUEUE was issued for a NON_PERSISTENT queue.

Action: Do not specify a NON_PERSISTENT queue for these operations.

ORA-24077: cannot create propagation schedule for EXCEPTION queue *string.string*

Cause: A SCHEDULE_PROPAGATION was issued for an EXCEPTION queue. Propagation schedules can be created only for NORMAL queues.

Action: To propagate messages from a queue specify the queue type as NORMAL.

ORA-24078: cannot specify a non-NULL SECONDARY_INSTANCE if PRIMARY_INSTANCE was NULL

Cause: A non-NULL value was specified for SECONDARY_INSTANCE when PRIMARY_INSTANCE was NULL.

Action: Specify a non-NULL primary instance before you specify a non-NULL secondary instance.

ORA-24079: invalid name *string*, names with AQ\$_ prefix are not valid for *string*

Cause: An attempt was made to use a reserved prefix for the object name.

Action: Enter a different name for this object. Then, retry the operation.

ORA-24080: unschedule_propagation pending for QUEUE *string* and DESTINATION *string*

Cause: A propagation administration command was issued for a queue and destination pair whose propagation is being unscheduled.

Action: Do not issue propagation administration commands for a propagation schedule on which there is a pending unschedule request.

ORA-24081: compatible parameter needs to be *string* or greater

Cause: The compatible parameter was not high enough to allow the operation.

Action: Shutdown and restart with a higher compatibility setting.

ORA-24082: propagation may still be happening for the schedule for QUEUE *string* and DESTINATION *string*

Cause: The snapshot process executing the propagation schedule did not respond to the disable propagation command.

Action: Make sure that the job for the propagation schedule has been ended.

ORA-24083: cannot specify remote subscribers for *string* QUEUE *string*

Cause: An add_subscriber call with a non-null address field was issued on a queue which does not support remote subscribers. Remote subscribers are not supported for NON_PERSISTENT QUEUES.

Action: Specify a null address field and retry the call.

ORA-24084: DBLINK name in address field of agent *string* is not unique within the first 24 bytes

Cause: Advanced Queuing requires that the agent's dblink name should be unique within the first 24 bytes (for 8.0 compatible queuetables)

Action: Specify a dblink name that is unique within the first 24 bytes or migrate to 8.1 compatible queuetables where this restriction is not there.

ORA-24085: operation failed, queue *string* is invalid

Cause: An attempt was made to enqueue, dequeue or administer a queue which is invalid. This could have occurred because the payload type of the queue's queue table was dropped or rules associated with queue subscribers got altered or dropped.

Action: Drop the queue table setting the force option to true.

ORA-24086: cannot create a 8.0 compatible *string* queue

Cause: An attempt was made to create a 8.0 compatible queue table and enable a feature that is supported only on 8.1 style queue tables

Action: This feature is not supported

ORA-24087: Invalid database user *string*

Cause: An invalid database username was specified

Action: Specify a valid database user

ORA-24088: AQ Agent *string* does not exist

Cause: This AQ Agent does not exist

Action: Specify a valid AQ agent. Check the DBA_AQ_AGENTS view for a list of valid aq agents

ORA-24089: AQ Agent *string* already exists

Cause: This AQ agent has already been created

Action: Specify another agent name or use the ALTER api to modify the agent information.

ORA-24090: at least one protocol must be enabled

Cause: No protocol was enabled for aq agent

Action: Enable one of the protocols by setting one of the enable parameters to true.

ORA-24091: Destination queue *string* is the same as the source queue

Cause: Propagation cannot be scheduled when the destination queue is the same as the source queue.

Action: Specify a different destination queue.

ORA-24092: invalid value *string* specified

Cause: A queue, queue table, rule, or ruleset name that requires double quotes was specified when the database compatibility was less than 10.0.

Action: Specify a value that does not require double quotes and retry the operation.

ORA-24093: AQ agent *string* not granted privileges of database user *string*

Cause: The specified AQ agent does not have privileges of the specified database user

Action: Specify a valid combination of AQ agent and database user. Check the DBA_AQ_AGENT_PRIVS or USER_AQ_AGENT_PRIVS view for user/agent mappings

ORA-24094: invalid transformation, target type does not match that of the queue

Cause: The target type of the transformation specified was different from the type of the queue.

Action: Provide a valid transformation whose target type is the same as the queue type.

ORA-24095: invalid transformation, source type does not match that of the queue
Cause: The source type of the transformation specified was different from the type of the queue.

Action: Provide valid transformation whose source type is the same as the queue type.

ORA-24096: invalid message state specified

Cause: Invalid value is specified for message state

Action: Provide a valid message state as specified in the documentation

ORA-24097: Invalid value *string*, *string* should be non-negative

Cause: A negative value or NULL was specified for the parameter.

Action: Specify a non negative integer.

ORA-24098: invalid value *string* for *string*

Cause: An Invalid value or NULL was specified for the parameter.

Action: Check the documentation for valid values.

ORA-24099: operation not allowed for 8.0 compatible queues

Cause: The specified operation is only supported for queues with compatibility 8.1 or greater

Action: Upgrade the 8.0 compatible queue to release 8.1 using DBMS_AQADM.MIGRATE_QUEUE_TABLE or specify a queue with compatibility 8.1

ORA-24100: error in ktz testing layer

Cause: There is an error in the Transaction layer test ICDs

Action: n/a

ORA-24101: stopped processing the argument list at: *string*

Cause: One of the arguments of the requested operation contained a list of scheduler objects. While processing this list an error was encountered with the specified item.

Action: Resolve the error for this element of the list and then re-issue the command with the remainder of the argument list. See the rest of the error stack to find out what the exact error is.

ORA-24102: invalid prefix for generate_job_name

Cause: generate_job_name was called with a prefix longer than 18 characters or a prefix ending in a digit.

Action: Re-issue the command using a prefix no longer than 18 characters and not ending in a digit.

ORA-24103: job "*string*"."*string*" failed to be enabled after creation

Cause: The job failed to be enabled after creation.

Action: Review the reason for the failure, correct it if possible and re-create the job.

ORA-24120: invalid *string* parameter passed to DBMS_REPAIR.*string* procedure

Cause: An invalid parameter was passed to the specified DBMS_REPAIR procedure.

Action: Specify a valid parameter value or use the parameter's default.

ORA-24121: both cascade and a block range passed to DBMS_REPAIR.CHECK_OBJECT procedure

Cause: Both cascade and a block range were specified in a call to DBMS_REPAIR.CHECK_OBJECT.

Action: Use either cascade or a block range, or do not use either one.

ORA-24122: invalid block range specification

Cause: An incorrect block range was specified.

Action: Specify correct values for the BLOCK_START and BLOCK_END parameters.

ORA-24123: feature *string* is not yet implemented

Cause: An attempt was made to use the specified feature, but the feature is not yet implemented.

Action: Do not attempt to use the feature.

ORA-24124: invalid ACTION parameter passed to DBMS_REPAIR.*string* procedure

Cause: An invalid ACTION parameter was specified.

Action: Specify CREATE_ACTION, PURGE_ACTION or DROP_ACTION for the ACTION parameter.

ORA-24125: Object *string.string* has changed

Cause: An attempt was made to fix corrupt blocks on an object that has been dropped or truncated since DBMS_REPAIR.CHECK_OBJECT was run.

Action: Use DBMS_REPAIR.ADMIN_TABLES to purge the repair table and run DBMS_REPAIR.CHECK_OBJECT to determine whether there are any corrupt blocks to be fixed.

ORA-24126: invalid CASCADE_FLAG passed to DBMS_REPAIR.*string* procedure

Cause: CASCADE_FLAG was specified for an object that is not a table.

Action: Use CASCADE_FLAG only for tables.

ORA-24127: TABLESPACE parameter specified with an ACTION other than CREATE_ACTION

Cause: The TABLESPACE parameter can only be used with CREATE_ACTION.

Action: Do not specify TABLESPACE when performing actions other than CREATE_ACTION.

ORA-24128: partition name specified for a non-partitioned object

Cause: A partition name was specified for an object that is not partitioned.

Action: Specify a partition name only if the object is partitioned.

ORA-24129: table name *string* does not start with *string* prefix

Cause: An attempt was made to pass a table name parameter without the specified prefix.

Action: Pass a valid table name parameter.

ORA-24130: table *string* does not exist

Cause: An attempt was made to specify a map, repair, or sync table that does not exist.

Action: Specify a valid table name parameter.

ORA-24131: table *string* has incorrect columns

Cause: An attempt was made to specify a map, repair, or sync table that does not have a correct definition.

Action: Specify a table name that refers to a properly created table.

ORA-24132: table name *string* is too long

Cause: An attempt was made to specify a table name is greater than 30 characters long"

Action: Specify a valid table name parameter.

ORA-24133: invalid usage of DBMS_REPAIR in case of GTT table

Cause: An attempt was made to specify a Global Temporary Table (GTT) table name while using DBMS_REPAIR.CHECK_OBJECT.

Action: Specify a non-GTT table name parameter.

ORA-24141: rule set *string.string* does not exist

Cause: An attempt to access or modify a ruleset was made, which failed because the ruleset does not exist.

Action: Only access or modify existing rulesets.

ORA-24142: invalid ruleset name

Cause: An attempt to create a ruleset with an invalid name was made. The ruleset name can not be NULL, and can not be more than 26 characters, unless a rules_table_name is also specified, in which case the ruleset name may be up to 30 characters.

Action: Retry the create with a valid ruleset name.

ORA-24143: invalid evaluation context name

Cause: An attempt to create a rule/ruleset on an invalid evaluation name was made. The evaluation_context can not be more than 30 characters. The evaluation context with the name specified must exist.

Action: Retry the create with a valid evaluation context name.

ORA-24144: rules engine internal error, arguments: [*string*], [*string*]

Cause: An internal error occurred in the rules engine. This indicates that the rules engine has encountered an exception condition.

Action: Please report this error as a bug. The first argument is the error and the second argument is the package.

ORA-24145: evaluation context *string.string* already exists

Cause: An evaluation context of the given name already exists

Action: Specify another name for the evaluation context being created

ORA-24146: rule *string.string* already exists

Cause: A rule of the given name already exists

Action: Specify another name for the rule being created.

ORA-24147: rule *string.string* does not exist

Cause: The rule of the given name does not exist

Action: create the rule or specify one that exists

ORA-24148: cannot drop rule *string.string* with dependents

Cause: The rule still belongs to some rulesets, cannot be dropped

Action: do not drop a rule that belongs to rulesets without force option

ORA-24149: invalid rule name

Cause: An attempt to create a rule with an invalid name was made. The rule name can not be NULL, and can not be more than 30 characters

Action: n/a

ORA-24150: evaluation context *string.string* does not exist

Cause: The evaluation context of the given name does not exist

Action: create the evaluation context or specify one that exists

ORA-24151: no evaluation context is associated with rule *string.string* or rule set *string.string*

Cause: Whening adding a rule to a rule set, either the rule or the rule set must have an evaluation context associated with it

Action: do not add a rule without an evaluation context to a ruleset that does not have a default evaluation context

ORA-24152: cannot drop evaluation context *string.string* with dependents

Cause: The evaluation context still belongs to some rules or rule sets, cannot be dropped

Action: do not drop an evaluation context with dependents without force option

ORA-24153: rule set *string.string* already exists

Cause: A rule set of the given name already exists

Action: Specify another name for the rule set being created.

ORA-24154: rule *string.string* already in rule set *string.string*

Cause: a rule can be added to a rule set only once

Action: do not add a rule to a rule set that already contains this rule

ORA-24155: rule *string.string* not in rule set *string.string*

Cause: the rule to be removed from the rule set is not in the rule set

Action: do not remove a rule from a rule set that does not contain the rule

ORA-24156: duplicate table alias *string*

Cause: there is a table alias of the same name in the evaluation context

Action: do not add two table aliases of the same name to an evaluation context

ORA-24157: duplicate variable name *string*

Cause: there is a variable of the same name in the evaluation context

Action: do not add two variables of the same name to an evaluation context

ORA-24158: invalid table alias

Cause: table alias name or base table name is not specified in the table alias definiton

Action: specify both alias name and alias base table in the table alias structure

ORA-24159: invalid variable definiton

Cause: variable name or variable type is not specified in the variable definiton
Action: specify both variable name and variable type in the variable definition structure

ORA-24160: name *string* already exists in the name value pair list

Cause: there is already a name-value pair with the same name in the NVlist
Action: try another name.

ORA-24161: name *string* does not exist in the name value pair list

Cause: there is not such a name-value pair in the NVlist
Action: check the name-value pair exists in the NVList.

ORA-24162: name value pair list is full, cannot add another entry

Cause: The NVList is full (1024 elements) and cannot hold more elements
Action: do not add elements to a full list.

ORA-24163: dblink is not supported in rules engine DDLs

Cause: the object name has a database link in it, which is not supported
Action: Do not specify remote objects in rules engine DDLs.

ORA-24164: invalid rule engine system privilege: *string*

Cause: no such system privilege number for rule engine objects
Action: check specification of dbms_rule_adm for valid system privilege numbers

ORA-24165: invalid rule engine object privilege: *string*

Cause: no such object privilege number for rule engine objects
Action: check specification of dbms_rule_adm for valid object privilege numbers

ORA-24166: evaluation context *string.string* has errors

Cause: The table aliases and the variable types specified in the evaluation context could not be resolved.

Action: Make sure that all base tables exist and that all variable types are correct. Also, make sure that tables are not composite partitioned or clustered partitioned.

ORA-24167: incompatible rule engine objects, cannot downgrade

Cause: there are rule engine objects in the database that cannot be downgraded.

Action: check utlincmp.sql and remove all incompatible rules engine objects before downgrade.

ORA-24168: rule *string.string* cannot have default evaluation context

Cause: If a rule is added to a rule set with more than one evaluation contexts, it must not have an evaluation context itself.

Action: Do not set the evaluation context of such rules to a not-null value

ORA-24169: rule condition has unrecognized variables

Cause: The rule references variables not in the evaluation context.

Action: Modify the rule condition to remove illegal reference.

ORA-24170: *string.string* is created by AQ, cannot be dropped directly

Cause: This object is created by AQ, thus cannot be dropped directly

Action: use `dbms_aqadm.drop_subscriber` to drop the object

ORA-24171: creation properties are only for internal use

Cause: user specified not null creation properties when creating rules engine objects, which are not for external use

Action: do not set creation properties when creating rules engine objects

ORA-24172: rule set *string.string* has errors

Cause: The rule references variables not in the evaluation context.

Action: Modify the rule condition to remove illegal reference.

ORA-24173: nested query not supported for rule condition

Cause: user specified nested query in rule condition.

Action: do not use nested query in rule condition.

ORA-24174: The number of *string* per evaluation context is more than *string*

Cause: Number of tables or variables were more than the defined upper limit.

Action: Reduce the number of tables or variables per evaluation context.

ORA-24175: The number of *string* exceeds limit *string* as there exists at least one nonsimple rule condition

Cause: Upper limit of tables or variable per evaluation context exceeded as there exists at least one nonsimple rule condition.

Action: Reduce the number of tables or variables per evaluation context.

ORA-24180: invalid transformation expression, the transformation expression does not evaluate to the target type/attribute

Cause: The transformation expression does not evaluate to the target type or the target type's specified attribute.

Action: Provide valid transformation expression which evaluates to the target type or the target type's specified attribute.

ORA-24181: The type *string* does not exist

Cause: The source or destination type for the transformation does not exist

Action: Create the type or specify one that exists

ORA-24182: attribute number specified does not exist

Cause: The target type of the transformation does not have the attribute number specified in the `ADD_ATTRIBUTE_TRANSFORMATION` command

Action: check the target type definition and specify a valid attribute number

ORA-24183: invalid transformation

Cause: The transformation specified is invalid because the source or the target type have been dropped/modified.

Action: Drop and recreate the transformation

ORA-24184: transformation *string.string* already exists

Cause: The named transformation already exists.

Action: Specify another name for the transformation being created.

ORA-24185: transformation *string.string* does not exist

Cause: The specified transformation does not exist.

Action: Create the transformation before using it or specify an existing transformation.

ORA-24186: wrong object type, could not transform message

Cause: The object type of the message to be transformed does not match the source type of the specified transformation.

Action: Specify another transformation, or specify a message of the correct type.

ORA-24190: length of payload exceeds *string*

Cause: the length of payload being taken exceeds the limit of varchar2 or raw.

Action: use clob type or blob type to call get_text or get_bytes.

ORA-24191: the property name *string* has existed

Cause: the property name being set has existed.

Action: use another property name.

ORA-24192: the property name cannot be null

Cause: the property name cannot be null.

Action: make sure the property name not null.

ORA-24193: the property value exceeds the valid range *string*

Cause: the property value being set exceeds the valid range.

Action: make sure the property value is within the valid range.

ORA-24194: attempt to read data in a message as the wrong type

Cause: According to JMS specification, some type conversions were not allowed.

Action: Make sure to use the correct READ function to retrieve message data.

ORA-24195: attempt to retrieve the name list of a map message with size exceeding 1024

Cause: The GET_NAMES function returns the names in a varray with a size limit of 1024.

Action: Retrieve in several smaller steps using the GET_NAMES function with OFFSET and LENGTH parameters.

ORA-24196: access the message in a wrong access mode

Cause: StreamMessage and BytesMessage could not be read when they were in write only mode and vice versa.

Action: Change the access mode using PREPARE, CLEAR_BODY and RESET procedures.

ORA-24197: JAVA stored procedure throws JAVA exceptions

Cause: The JAVA stored procedure threw some exceptions that could not be categorized.

Action: Use GET_EXCEPTION procedure to see what the exception is about.

ORA-24198: attempt to use an invalid operation ID

Cause: An attempt was made to use an invalid operation ID to access messages.

Action: Use the correct operation ID returned by PREPARE or CLEAR_BODY procedure.

ORA-24199: message store is overflow

Cause: An attempt was made to access too many messages at the same time.

Action: Use the CLEAN procedure to clean up some of the messages.

ORA-24201: duplicate publisher, publisher already added to the queue

Cause: Attempted to add a publisher to the queue again.

Action: Specify another publisher or user DBMS_AQADM.ALTER_PUBLISHER to alter the publisher's properties.

ORA-24202: publisher does not exist for the queue

Cause: Attempted to alter or drop a non-existent publisher from a queue.

Action: Specify another publisher.

ORA-24203: operation failed, queue table *string.string* has errors

Cause: An operation attempt was made to a queue table which has errors.

Action: Drop the queue table setting the force option to true.

ORA-24204: existing *string* propagation schedules

Cause: A propagation administrative interface was called when the existing propagation schedules were running in different mode (10.2/11g).

Action: Set appropriate internal parameter and unschedule existing schedules if required.

ORA-24205: feature *string* not supported for sharded queues

Cause: An attempt was made to use a feature that is not supported for sharded queues.

Action: Specify only supported features and try again.

ORA-24206: maximum limit of *string* nondurable subscribers reached for queue *string.string*

Cause: An attempt to add a new nondurable subscriber to the queue failed because the number of nondurable subscribers has exceeded the maximum limit.

Action: Remove existing subscribers and then attempt to add a new subscriber.

ORA-24207: addition of a nondurable subscriber for queue *string.string* aborted due to low SGA

Cause: An attempt to add a new nondurable subscriber on the specified queue was aborted because of memory constraints.

Action: Increase the shared pool size by increasing the value of the SHARED_POOL_SIZE parameter.

ORA-24208: API not supported for non-sharded queues

Cause: An attempt was made to use a sharded queue API on a non-sharded queue.

Action: Use non-sharded queue APIs.

ORA-24209: nondurable subscriber rule has errors for queue *string*

Cause: An attempt was made to create a nondurable subscriber with a rule condition, but the condition had compilation errors.

Action: Correct the condition statement based on the error stack.

ORA-24210: attempt to *string* on queue *string.string*, *string* already *string*
Cause: An attempt was made to start or stop a queue operation on a queue which is already enabled or disabled for that operation.

Action: Make only one attempt to start or stop the queue operation.

ORA-24211: invalid value for REPLICATION_MODE

Cause: There was an invalid setting of REPLICATION_MODE in the queue creation call.

Action: Specify a valid setting. DBMS_AQADM.REPLICATION_MODE or DBMA_AQADM.NONE are the valid options.

ORA-24212: user operation not permitted on replicated queue *string.string*

Cause: An attempt was made to run a user operation on a replicated queue.

Action: Disable replication on the queue before performing user operations.

ORA-24213: unable to replicate queue *string.string* for sub-shards *number*, *number*

Cause: An attempt to replicate enqueue failed.

Action: Look for information in the session trace file and contact Oracle Support Services.

ORA-24214: unable to replicate queue *string.string* sequence *number*, maximum sequence *number* failed

Cause: An attempt to replicate enqueue failed.

Action: Look for information in the session trace file and contact Oracle Support Services.

ORA-24215: unable to modify REPLICATION_MODE, queue has to be stopped

Cause: An attempt was made to modify REPLICATION_MODE on a queue open to user operations.

Action: Stop the queue first using the STOP_QUEUE command. Oracle Support Services.

ORA-24216: *string* not a supported payload type in sharded queue

Cause: An attempt was made to create a sharded queue with an ADT type which was not supported in the queue_payload_type.

Action: Use DBMS_AQADM.JMS_TYPE as the queue_payload_type.

ORA-24230: input to DBMS_DDL.WRAP is not a legal PL/SQL unit

Cause: The input supplied to DBMS_DDL.WRAP or DBMS_DDL.CREATE_WRAPPED did not specify a legal PL/SQL package specification, package body, type specification, type body, function or procedure. This error can occur if you used incorrect syntax in the CREATE OR REPLACE statement or specified a unit that cannot be wrapped (e.g., a trigger or anonymous block).

Action: Provide a legal PL/SQL unit as input.

ORA-24231: database access descriptor (DAD) *string* not found

Cause: The specified Database Access Descriptor (DAD) did not exist.

Action: Make sure the name of the Database Access Descriptor (DAD) is correct and the DAD exists.

ORA-24232: unknown Embedded PL/SQL Gateway attribute *string*

Cause: The specified Embedded PL/SQL Gateway attribute was not known.

Action: Make sure the name of the Embedded PL/SQL Gateway attribute is correct.

ORA-24233: argument passed to DBMS_UTILITY.VALIDATE is not legal

Cause: One or more input arguments to the DBMS_UTILITY.VALIDATE routine was not legal. This error occurred because the object name or owner or namespace arguments (if specified) were NULL or illegal.

Action: Identify and correct the illegal argument.

ORA-24234: unable to get source of *string* "*string*".*string*, insufficient privileges or does not exist

Cause: The specified PL/SQL object in a DBMS_PREPROCESSOR subprogram did not exist or you did not have the privileges necessary to view its source.

Action: Make sure the specified object exists and you have the privileges necessary to view its source.

ORA-24235: bad value for object type: *string*

Cause: The specified object type was not appropriate.

Action: Make sure the specified object type is one of the following: package, package body, procedure, function, trigger, type, and type body.

ORA-24236: source text is empty

Cause: The input source text supplied to a DBMS_PREPROCESSOR subprogram was empty.

Action: Pass a non-empty input source text as the input.

ORA-24237: object id argument passed to DBMS_UTILITY.INVALIDATE is not legal

Cause: This error occurred because the p_object_id argument passed to the DBMS_UTILITY.INVALIDATE routine was NULL, there was no object with the specified object id, or the user calling the routine did not have sufficient privileges to invalidate the object.

Action: Correct the illegal argument.

ORA-24238: object settings argument passed to DBMS_UTILITY.INVALIDATE is not legal

Cause: This error occurred because the p_plsql_object_settings argument passed to the DBMS_UTILITY.INVALIDATE routine was NULL or malformed.

Action: Correct the illegal argument.

ORA-24239: object could not be invalidated

Cause: A call to the DBMS_UTILITY.INVALIDATE routine failed. This error occurred because the object type of the object specified by the p_object_id argument is not one of the types that can be handled by this routine. Alternately, the object was an object type specification with table dependents, or the object was the specification of the STANDARD, DBMS_STANDARD, DBMS_UTILITY package, or the body of the DBMS_UTILITY package.

Action: Call DBMS_UTILITY.INVALIDATE only on supported object types.

ORA-24240: invalid database access descriptor (DAD) name

Cause: The specified Database Access Descriptor (DAD) name was invalid.

Action: Make sure the name of the Database Access Descriptor (DAD) is valid and its length does not exceed its limit.

ORA-24241: source text is in wrapped format

Cause: The input source text supplied to a DBMS_PREPROCESSOR subprogram was in wrapped format.

Action: Pass a nonwrapped source text as the input.

ORA-24242: anonymous access through a dynamically authenticated Database Access Descriptor (DAD) prohibited

Cause: An attempt to allow anonymous access through a dynamically authenticated Database Access Descriptor (DAD) was prohibited.

Action: Make sure the Database Access Descriptor (DAD) is not dynamically authenticated before allowing anonymous access through it.

ORA-24243: access control entry (ACE) already exists

Cause: An access control entry (ACE) for the principal with the same grant or deny attribute in the IS_GRANT argument already existed.

Action: Add the privilege to the existing access control entry (ACE) instead.

ORA-24244: invalid host or port for access control list (ACL) assignment

Cause: The host or port to which the access control list (ACL) was assigned was invalid.

Action: Ensure the host and port to which you are assigning the access control list (ACL) are valid.

ORA-24245: invalid network privilege

Cause: The network privilege being added to the access control list (ACL) was invalid.

Action: Ensure the network privilege that you are adding to the access control list (ACL) is valid.

ORA-24246: empty access control list (ACL) not allowed

Cause: An attempt was made to store an empty access control list (ACL).

Action: Ensure that the access control list (ACL) has at least one

ORA-24247: network access denied by access control list (ACL)

Cause: No access control list (ACL) has been assigned to the target host or the privilege necessary to access the target host has not been granted to the user in the access control list.

Action: Ensure that an access control list (ACL) has been assigned to the target host and the privilege necessary to access the target host has been granted to the user.

ORA-24248: XML DB extensible security not installed

Cause: XML DB extensible security necessary for this operation has not been installed.

Action: Ensure that XML DB has been installed.

ORA-24249: Authentication scheme "string" not supported

Cause: An unsupported authentication scheme was used.

Action: Retry with a supported authentication scheme.

ORA-24250: No supported authentication scheme found

Cause: A supported authentication scheme was not found.

Action: Retry with a supported authentication scheme.

ORA-24251: This statement is not supported by EXPAND_SQL_TEXT.

Cause: EXPAND_SQL_TEXT supports only SELECT statements.

Action: Submit only a SELECT statement.

ORA-24252: SQL translation profile does not exist

Cause: An attempt was made to access a SQL translation profile that either did not exist or for which the current user did not have privileges on.

Action: Check the SQL translation profile name and verify that the current user has appropriate privileges on the SQL translation profile.

ORA-24253: translation of SQL statement or error code not found

Cause: An attempt to translate a SQL statement or error code or to change a SQL or error code translation failed because the translation was not found.

Action: Verify that the SQL statement or error code is valid and either a custom translation is registered or the translator package in the SQL translation profile can translate it.

ORA-24254: appropriate SQL translation profile not set

Cause: An attempt to translate a SQL statement or error code failed because either a SQL translation profile was not set or the profile could not translate the given SQL syntax.

Action: Set an appropriate SQL translation profile before attempting to translate a SQL statement or error code.

ORA-24255: Implementation restriction: bind variables cannot change in the translated SQL statement

Cause: An attempt to register or use a translated SQL statement failed because the number or the order of bind variables were changed in the statement.

Action: Do not change the number or the order of bind variables in the translated SQL statement.

ORA-24256: EXPAND_SQL_TEXT failed with *string*

Cause: See the string parameter at the end of the message.

Action: See the string parameter at the end of the message and take corrective action.

ORA-24257: The database role should be a primary or physical standby database.

Cause: The database role was not a primary database or a physical standby database.

Action: Check the database role and try this command again.

ORA-24258: unable to create output file or file already exists

Cause: Either a file with the same name as the specified output file name already exists, or file creation failed.

Action: Fix the incorrect output file name and try this command again.

ORA-24259: Slave process or processes for this PL/SQL function terminated abnormally, or could not be created or initialized.

Cause: Slave process or processes failed to operate properly for one of the following reasons: - Inadequate SGA size. - Slave pool could not be initialized. - Slave process or processes were abnormally terminated.

Action: Ensure that the SGA size is sufficient to call this PL/SQL function.

ORA-24260: unable to communicate with remote databases

Cause: Remote database or databases were not available due to network connection failures.

Action: Check the status of the network and ensure that the database or databases are mounted or open.

ORA-24261: unable to read data file correctly on the remote database

Cause: The remote database was unable to read the data file.

Action: Check the status of the data file.

ORA-24262: unable to read data file correctly on the local database

Cause: The data file on the local database could not be accessed.

Action: Check the status of the data file.

ORA-24263: Certificate of the remote server does not match the target address.

Cause: The server address on the public key certificate of the remote server did not match the address used to access the target server.

Action: Verify the identity of the remote server against fraudulent servers. If the identity of the remote server is valid, access the server again while providing the expected address to be matched against the certificate of the remote server.

ORA-24264: The data file *string* is not in the current container.

Cause: An attempt was made to access the data file outside of the current container.

Action: Check the current container and change it to root or a specific container that is able to access this data file.

ORA-24265: Insufficient privileges for SQL profile operation

Cause: A DDL operation was attempted on a SQL profile by a session without the proper privileges.

Action: Grant the user the appropriate privilege.

ORA-24270: a row already exists in the *string* table for these parameters

Cause: A call was made to create a new row in the specified table. A row already exists in the table with the specified values.

Action: Delete the existing row using the appropriate API or check the parameters used to create the row.

ORA-24271: translation type must be either T, S or M

Cause: The translation type parameter is not a T, S or an M. A value other than T, S or M was specified.

Action: Correct the translation type and reexecute the API call.

ORA-24272: initialization value must be either F or T

Cause: The initialization value must be either F or T. A value other than F or T was specified.

Action: Correct the initialization value and reexecute the API call.

ORA-24273: translation text is required if translation type is T or S

Cause: If a translation type of T or S is specified, translation text must be supplied.

Action: Provide translation text and reexecute the API call.

ORA-24274: no row exists in the *string* table for these parameters

Cause: A call was made to update a row that does not exist or a foreign key value supplied to create a table does not exist.

Action: Create the row using the appropriate API or check the parameters used to create the new row to ensure that all specified values exist.

ORA-24275: function '*string*' parameter '*string*' missing or invalid

Cause: The function <pkgname.funcname> was called with a parameter *parmname* that was null, 0 length, or had an invalid value.

Action: Correct the parameter to supply values that comply with its datatype and limits as specified in the documentation.

ORA-24276: function '*string*' output '*string*' maximum value exceeded

Cause: The function <pkgname.funcname> computed a value for the output *parmname* that exceeded the maximum allowed. This can occur when multiple input parameters, each valid separately, combine to specify an invalid result. For example, when a length parameter multiplied by a copies parameter yields a total length exceeding the maximum for the output datatype.

Action: Correct the input values to produce a result that will comply with the limits as specified in the documentation.

ORA-24277: invalid database link *string*

Cause: The database link did not exist.

Action: Make sure the database link name is correct.

ORA-24278: remote table *string* not found

Cause: The table did not exist in the remote database.

Action: Make sure the remote table name is correct.

ORA-24279: view *string* is not a parallel access view

Cause: The view was not created by CREATE_OR_REPLACE_VIEW API.

Action: Provide the correct view name that was created by CREATE_OR_REPLACE_VIEW API.

ORA-24280 to ORA-28709

ORA-24280: invalid input value for parameter *string*

Cause: The parameter has been provided a negative, out of range, or NULL input value.

Action: Correct the input value such that it is valid, and is within the range as specified in the documentation.

ORA-24281: invalid access past the maximum size of LOB parameter *string*

Cause: The value of positional or size parameters exceeds the maximum allowed LOB size of 4 Gigabytes.

Action: Correct the input values for amount and offset such that their sum is less than or equal to 4 Gigabytes. If error occurs in a read or write loop, check the looping conditions and/or offset increments.

ORA-24291: Sort Hash Cluster error *string***ORA-24292: no more tables permitted in this sorted hash cluster**

Cause: A sorted hash cluster only supports a maximum of 2 tables

Action: n/a

ORA-24295: max key length (*string*) for sorted hash cluster exceeded

Cause: Sorted hash clusters have a maximum key size

Action: n/a

ORA-24296: error in processing the XML configuration file *string*

Cause: Parameters or their values were specified incorrectly in the configuration file.

Action: Check and correct the configuration parameters or their values.

ORA-24300: bad value for mode

Cause: An undefined mode value was specified.

Action: Check that the correct mode is selected and that an allowed value for that mode is specified.

ORA-24301: null host specified in thread-safe logon

Cause: An HDA was not specified in the logon call while running in a thread safe environment.

Action: Make sure that HDA is not NULL when calling the logon routine.

ORA-24302: host connection in use by another thread

Cause: An attempt was made to use the host connection while it was in use by another thread.

Action: Wait for another thread to finish before using this connection.

ORA-24303: call not supported in non-deferred linkage

Cause: One of the calls that is supported in deferred mode linkage exclusively was invoked when the client was linked non-deferred.

Action: Use this call in deferred mode of linkage.

ORA-24304: datatype not allowed for this call

Cause: Data of this datatype cannot be sent or fetched in pieces.

Action: Use other bind or define calls for this datatype.

ORA-24305: bad bind or define context

Cause: The call was executed on a cursor for which this is invalid.

Action: Verify that this call is valid for this cursor. For example, Get piece information and set piece information are valid on a cursor if appropriate binds and defines have been done on this cursor.

ORA-24306: bad buffer for piece

Cause: A zero length buffer or a null buffer pointer was provided.

Action: Verify that the buffer pointing to this piece or its length is non-zero. The buffer pointer for the next piece or its length can be zero if it is the last piece to be inserted and there are no more data for the column.

ORA-24307: invalid length for piece

Cause: The length of the piece exceeded the maximum possible size.

Action: Verify that the length of this piece and the cumulative length of all the previous pieces is not more than the desired value supplied by the application.

ORA-24308: illegal define position

Cause: Call to modify attributes was done for a non-existent position

Action: Verify that a define has been done for this position

ORA-24309: already connected to a server

Cause: This server handle is already attached to a server.

Action: Disconnect from the server and then retry the call to establish a connection.

ORA-24310: length specified for null connect string

Cause: The connect string is null, but a length was specified for it.

Action: Set length to zero if connect string is null.

ORA-24311: memory initialization failed

Cause: Cannot initialize user memory.

Action: Contact customer support.

ORA-24312: illegal parameters specified for allocating user memory

Cause: An illegal size or null pointer was specified for user memory.

Action: Specify a legal size and a valid pointer for user memory.

ORA-24313: user already authenticated

Cause: A user has already been authenticated on this service handle.

Action: Terminate the service context before using it for another user.

ORA-24314: service handle not initialized

Cause: The server context does not exist.

Action: Establish the server context in the service context.

ORA-24315: illegal attribute type

Cause: An illegal attribute type was specified for the handle.

Action: Consult user manual to specify an attribute valid for this handle.

ORA-24316: illegal handle type

Cause: An illegal handle type was specified.

Action: Consult user manual to specify a valid handle type.

ORA-24317: define handle used in a different position

Cause: A define was done with an existing handle on a different position.

Action: Specify the same position as before on a re-define.

ORA-24318: call not allowed for scalar data types

Cause: This call is valid only for object types.

Action: Verify that the data-type for this variable is an object type

ORA-24319: unable to allocate memory

Cause: Process was unable to allocate memory to store diagnostics.

Action: Terminate other processes in order to reclaim needed memory.

ORA-24320: unable to initialize a mutex

Cause: An attempt to initialize a mutex failed.

Action: Contact customer support.

ORA-24321: inconsistent parameters passed

Cause: One of the three memory function pointers is null or non-null.

Action: Verify that either all the memory functions are null or non-null.

ORA-24322: unable to delete an initialized mutex

Cause: An attempt to delete an initialized mutex failed.

Action: Contact customer support.

ORA-24323: value not allowed

Cause: A null value or a bogus value was passed in for a mandatory parameter.

Action: Verify that all mandatory parameters are properly initialized.

ORA-24324: service handle not initialized

Cause: An attempt was made to use an improper service context handle.

Action: Verify that the service context handle has all the parameters initialized prior to this call.

ORA-24325: this OCI operation is not currently allowed

Cause: An attempt was made to use a context handle outside its scope.

Action: Verify that the context handle is set to a service context handle that has been converted to a logon data area for other OCI calls. The logon data area must be converted back to a service context before it can be used.

ORA-24326: handle passed in is already initialized

Cause: An attempt was made to pass an initialized handle.

Action: Verify that the parameter passed in to retrieve a handle does not already point to a handle.

ORA-24327: need explicit attach before authenticating a user

Cause: A server context must be initialized before creating a session.

Action: Create and initialize a server handle.

ORA-24328: illegal attribute value

Cause: The attribute value passed in is illegal.

Action: Consult the users manual and specify a legal attribute value for the handle.

ORA-24329: invalid character set identifier

Cause: The character set identifier specified is invalid

Action: Specify a valid character set identifier in the OCI call.

ORA-24330: internal OCI error

Cause: An internal OCI error has occurred.

Action: Please contact Oracle customer support.

ORA-24331: user buffer too small

Cause: The user buffer to contain the output data is too small.

Action: Specify a bigger buffer.

ORA-24332: invalid object type

Cause: An invalid object type is requested for the describe call.

Action: Specify a valid object type to the describe call.

ORA-24333: zero iteration count

Cause: An iteration count of zero was specified for the statement

Action: Specify the number of times this statement must be executed

ORA-24334: no descriptor for this position

Cause: The application is trying to get a descriptor from a handle for an illegal position.

Action: Check the position number.

ORA-24335: cannot support more than 1000 columns

Cause: The number of columns exceeds the maximum number supported.

Action: n/a

ORA-24336: invalid result set descriptor

Cause: The result set descriptor should have valid data fetched into it before it can be converted to a statement handle

Action: Fetch valid data into the descriptor before attempting to convert it into a statement handle

ORA-24337: statement handle not prepared

Cause: A statement cannot be executed before making preparing a request.

Action: Prepare a statement before attempting to execute it.

ORA-24338: statement handle not executed

Cause: A fetch or describe was attempted before executing a statement handle.

Action: Execute a statement and then fetch or describe the data.

ORA-24339: cannot set server group name after connecting to server

Cause: An attempt was made to set the server group in a server handle after connecting to the server. However, once the connection is established to a server, the server group name cannot be set anymore.

Action: Attach to the server after setting the server group name in the server handle.

ORA-24340: cannot support more than 255 columns

Cause: The number of columns exceeds maximum supported by the server.

Action: Limit your operation to 255 columns.

ORA-24341: bad mode specified

Cause: OCI_ENV_NO_MUTEX mode was specified for a non-threaded client.

Action: OCI_ENV_NO_MUTEX may be specified when OCI_THREADED had been specified at process initialization.

ORA-24342: unable to destroy a mutex

Cause: An attempt to destroy a mutex failed.

Action: n/a

ORA-24343: user defined callback error

Cause: The only valid return value for a user defined callback function is OCI_CONTINUE or OCI_ROWCBK_DONE. Any other value will cause this error.

Action: Please insure that OCI_CONTINUE or OCI_ROWCBK_DONE is returned from the user defined callback function.

ORA-24344: success with compilation error

Cause: A sql/plsql compilation error occurred.

Action: Return OCI_SUCCESS_WITH_INFO along with the error code

ORA-24345: A Truncation or null fetch error occurred

Cause: A truncation or a null fetch error"

Action: Please ensure that the buffer size is long enough to store the returned data.

ORA-24346: cannot execute without binding variables

Cause: None of the bind variables in the SQL statement are bound.

Action: Please bind all the variables before the execute is done.

ORA-24347: Warning of a NULL column in an aggregate function

Cause: A null column was processed by an aggregate function

Action: An OCI_SUCCESS_WITH_INFO is returned.

ORA-24348: Update or Delete without Where

Cause: An update or delete was executed without where clause

Action: An OCI_SUCCESS_WITH_INFO is returned.

ORA-24349: Array DML row counts not available

Cause: One of the following occurred: -The attribute in OCIAttrGet was used incorrectly. -The version of the database used does not support this feature -There was an error in the array DML for all of the iterations.

Action: Ensure that the statement is an array DML and also ensure that the database version is Oracle 12 or higher and the correct mode is used.

ORA-24350: OCI call not allowed

Cause: OCI used is not permitted from external procedures.

Action: Refer to user manual for usage restrictions.

ORA-24351: invalid date passed into OCI call

Cause: A bad date was passed into one of the OCI calls.

Action: Check your date bind values and correct them.

ORA-24352: invalid COBOL display type passed into OCI call

Cause: A bad COBOL display type was passed into one of the OCI calls.

Action: Check your COBOL display type bind values and correct them.

ORA-24353: user buffer too small to accommodate COBOL display type

Cause: User supplied buffer for a COBOL display type was too small to accommodate fetched number.

Action: Increase the allocation for COBOL display type buffer.

ORA-24354: number fetched too large to fit in COBOL display type buffer.

Cause: The number fetched was beyond the range that can be displayed.

Action: Please check the number in the database.

ORA-24355: attempt to store a negative number in an Unsigned Display type.

Cause: An attempt was made to convert a negative number into an unsigned display type.

Action: Please check the number in the database or change the defined datatype.

ORA-24356: internal error while converting from to COBOL display type.

Cause: An internal error was encountered during conversion to COBOL display type.

Action: Contact customer support.

ORA-24357: internal error while converting from to OCIDate.

Cause: An internal error was encountered during conversion to OCIDate type.

Action: Contact customer support.

ORA-24358: OCIBindObject not invoked for a Object type or Reference

Cause: OCIBindObject was not invoked resulting in an incomplete bind specification for a Object Type or Reference.

Action: Please invoke the OCIBindObject call for all Object Types and References.

ORA-24359: OCIDefineObject not invoked for a Object type or Reference

Cause: OCIDefineObject was not invoked resulting in an incomplete bind specification for a Object Type or Reference.

Action: Please invoke the OCIDefineObject call for all Object Types and References.

ORA-24360: Type Descriptor Object not specified for Object Bind/Define

Cause: Type Descriptor Object is a mandatory parameter for Object Types Binds and Defines.

Action: Please invoke the OCIBindObject() or OCIDefineObject() call with a valid Type Descriptor Object.

ORA-24361: basic bind call not invoked before invoking advanced bind call

Cause: One of the basic bind calls was not invoked on this bind handle before performing an advanced bind call.

Action: Please invoke the advanced bind call on this bind handle only after performing a basic bind call.

ORA-24362: improper use of the character count flag

Cause: When the character count flag is set, then the maximum size of the buffer in the server should be specified as a non-zero value.

Action: Please use a non-zero value for the maximum size of the buffer in the server.

ORA-24363: measurements in characters illegal here

Cause: Measurements in characters instead of bytes are illegal if either the server's or client's character set is varying width.

Action: If either the client's or server's character set is varying width then do not use the OCI_ATTR_CHAR_COUNT attribute for the bind handle. Use OCI_ATTR_MAXDATA_SIZE instead.

ORA-24364: internal error while padding blanks

Cause: An internal error has occurred while attempting to blank pad string data. This error should not occur normally.

Action: Contact customer support.

ORA-24365: error in character conversion

Cause: This usually occurs during conversion of a multibyte character data when the source data is abnormally terminated in the middle of a multibyte character.

Action: Make sure that all multibyte character data is properly terminated.

ORA-24366: migratable user handle is set in service handle

Cause: This occurs during user authentication, a migratable user handle has been set in the service handle.

Action: Service handle must not be set with migratable user handle when it is used to authenticate another user.

ORA-24367: user handle has not been set in service handle

Cause: This occurs during authentication of a migratable user. the service handle has not been set with non-migratable user handle.

Action: Service handle must be set with non-migratable user handle when it is used to authenticate a migratable user.

ORA-24368: OCI mutex counter non-zero when freeing a handle

Cause: This is an internal OCI error.

Action: Contact customer support.

ORA-24369: required callbacks not registered for one or more bind handles

Cause: No callbacks have been registered for one or more of the bind handles which are part of the RETURNING clause.

Action: The bind handles which are to receive data in a DML statement with a RETURNING clause must have their mode set as DATA_AT_EXEC and callback functions must be registered for these bind handles using OCIBindDynamic.

ORA-24370: illegal piecewise operation attempted

Cause: Data of a certain datatype that does not support piecewise operation is being sent or fetched in pieces.

Action: Always set the piece value to OCI_ONE_PIECE for datatypes that does not support piecewise operation.

ORA-24371: data would not fit in current prefetch buffer

Cause: An internal OCI error has occurred.

Action: Please contact Oracle customer support.

ORA-24372: invalid object for describe

Cause: The object to be described is not valid. It either has compilation or authorization errors.

Action: The object to be described must be valid.

ORA-24373: invalid length specified for statement

Cause: The length specified for the statement is either 0 or too large.

Action: Specify a valid length for the statement.

ORA-24374: define not done before fetch or execute and fetch

Cause: The application did not define output variables for data being fetched before issuing a fetch call or invoking a fetch by specifying a non-zero row count in an execute call.

Action: Issue OCI define calls for the columns to be fetched.

ORA-24375: Cannot use V6 syntax when talking to a V8 server

Cause: V6 syntax is no longer supported in V8 server.

Action: Change syntax to V7 syntax or higher.

ORA-24376: cannot register/get user callback for non-environment handle

Cause: A user callback registration or get was attempted on a handle which is not an environment handle.

Action: Pass the environment handle to register/get user callback.

ORA-24377: invalid OCI function code

Cause: An invalid function code was used.

Action: Use a valid OCI function code.

ORA-24378: user callbacks not allowed for this call

Cause: An attempt was made to register a user callback for an OCI call for which it not allowed to register user callbacks.

Action: Do not register user callback for this OCI call.

ORA-24379: invalid user callback type

Cause: An invalid type of user callback was specified.

Action: Specify a valid user callback type.

ORA-24380: invalid mode specification

Cause: The mode parameter in an OCI call is invalid

Action: Use only valid mode parameter

ORA-24381: error(s) in array DML

Cause: One or more rows failed in the DML.

Action: Refer to the error stack in the error handle.

ORA-24382: statement handled already executed or described

Cause: The Statement handle was executed or described successfully before.

Action: Perform a OCISstmtPrepare again before OCI_PARSE_ONLY.

ORA-24383: Overflow segment of an IOT cannot be described

Cause: The name specified in the OCIDescribeAny call referred to an IOT overflow segment.

Action: Use OCIDescribeAny to describe only documented objects.

ORA-24384: Application context size is not initialized

Cause: The size of the application context must be initialized before populating each context element.

Action: Issue OCIAttrSet with OCI_ATTR_CTX_SIZE to initialize context size

ORA-24385: Application context size or index is not valid

Cause: The size or index of the application context must be non-zero and non-negative.

Action: Use an appropriate value for the size.

ORA-24386: statement/server handle is in use when being freed

Cause: This is an internal OCI error.

Action: The user should reset in-use flag in statement handle before freeing the handle.

ORA-24387: Invalid attach driver

Cause: Trying to attach using the wrong driver

Action: Relink the application in the right mode

ORA-24388: Unsupported functionality in fast path mode

Cause: Feature not supported in fast path mode

Action: Avoid using the functionality in this mode

ORA-24389: Invalid scrollable fetch parameters

Cause: All the requested rows in this fetch could not be received.

Action: Check the fetch orientation, scroll offset, OCI_ATTR_CURRENT_POSITION and number of rows in OCISstmtFetch2 call. If required, change some of above parameters and fetch again.

ORA-24390: Unsupported scrollable cursor operation

Cause: The scrollable cursor execute or fetch has failed.

Action: Check the documentation for supported types, and other restrictions while using scrollable cursors.

ORA-24391: invalid fetch operation

Cause: Scrollable cursor operation requested with non-scrollable cursor.

Action: Check if the statement was executed in the scrollable mode. Else the only acceptable orientation is OCI_FETCH_NEXT that ignores the scroll offset parameter.

ORA-24392: no connection pool to associate server handle

Cause: OCIServerAttach called in OCI_POOL mode but no connection pool found to associate the server handle.

Action: 1) Verify that OCIConnectionPoolCreate is called before calling OCIServerAttach. 2) Verify that the database link specified in OCIServerAttach matches with that of the connection pool database link.

ORA-24393: invalid mode for creating connection pool

Cause: Mode specified in OCIConnectionPoolCreate is invalid.

Action: Use a valid mode.

ORA-24394: invalid mode for destroying connection pool

Cause: Mode specified in OCIConnectionPoolDestroy is invalid.

Action: Use a valid mode.

ORA-24395: cannot reinitialize non-existent pool

Cause: OCIConnectionPoolCreate was not called in OCI_DEFAULT mode for this pool handle.

Action: Create a connection pool prior to reinitializing it.

ORA-24396: invalid attribute set in server handle

Cause: Attribute OCI_ATTR_NONBLOCKING_MODE has been set on the server handle and attached in OCI_POOL mode. Connection pooling does not support non blocking mode.

Action: Do not set the OCI_ATTR_NONBLOCKING_MODE attribute on the server handle while attaching in OCI_POOL mode.

ORA-24397: error occurred while trying to free connections

Cause: An internal error occurred while trying to free connections.

Action: Contact customer support.

ORA-24398: connection pool already exists

Cause: A connection pool has already been created for the specified pool handle.

Action: 1) Specify a different pool handle to create a new connection pool. 2) If you wish to modify the pool parameters, call OCIConnectionPoolCreate in OCI_CPOOL_REINITIALIZE mode.

ORA-24399: invalid number of connections specified

Cause: An invalid combination of minimum, maximum and increment number of connections was specified in the OCIConnectionPoolCreate call.

Action: Specify a valid combination of parameters.

ORA-24400: error occurred while creating connections in the pool

Cause: The database link specified in OCICollectionPoolCreate might be an invalid one.

Action: Specify a valid database link.

ORA-24401: cannot open further connections

Cause: Sufficient number of connections are not present in the pool to execute the call. No new connections can be opened as the connMax parameter supplied in OCICollectionPoolCreate has been reached.

Action: Call OCICollectionPoolCreate in OCI_CPOOL_REINITIALIZE mode and increase the value of the connMax parameter.

ORA-24402: error occurred while creating connections in the pool

Cause: The username and password specified in OCICollectionPoolCreate might be invalid.

Action: Specify a valid username and password.

ORA-24403: error occurred while trying to destroy the connection pool

Cause: Some connections in the pool were busy when an attempt to destroy the connection pool was made.

Action: Ensure no connections from the pool are being used.

ORA-24404: connection pool does not exist

Cause: An attempt was made to use the connection pool before creating it.

Action: Create the connection pool.

ORA-24405: error occurred while trying to create connections in the pool

Cause: An internal error occurred while creating connections in the pool.

Action: Contact customer support.

ORA-24406: API mode switch is disallowed when a call is in progress.

Cause: A mode switch from OCI8 to OCI7 was attempted in a callback.

Action: The user should perform the API mode switch either prior to initiating the top call or after the main call is done.

ORA-24407: connection pool already exists

Cause: A connection pool has already been created for the specified pool name.

Action: Specify a different pool name to create a new connection pool.

ORA-24408: could not generate unique server group name

Cause: An internal error occurred while generating unique server group name.

Action: Contact customer support.

ORA-24409: client cannot understand the object

Cause: The client cannot process all the new features in the object.

Action: Upgrade the client so that features like inheritance and SQLJ objects can be used.

ORA-24410: scrollable cursor max size exceeded

Cause: Result set size exceeded the max limits.

Action: Check the documentation for allowable maximum result set size for scrollable cursors. Re-execute with a smaller expected result set size or make the cursor non-scrollable.

ORA-24411: Session pool already exists.

Cause: A session pool has already been created for the specified pool handle.

Action: 1) Specify a different pool handle to create a new session pool. 2) If you wish to modify the pool parameters, call OCISessionPoolCreate in OCI_SPOOL_REINITIALIZE mode.

ORA-24412: Cannot reinitialize non-existent pool

Cause: OCISessionPoolCreate was not called in OCI_DEFAULT mode for this pool handle.

Action: Create a session pool prior to reinitializing it.

ORA-24413: Invalid number of sessions specified

Cause: An invalid combination of minimum, maximum and increment number of sessions was specified in the OCISessionPoolCreate call.

Action: Specify a valid combination of parameters.

ORA-24414: Only *number* sessions could be started.

Cause: The number of sessions specified by the minSess parameter of OCISessionPoolCreate could not be started, possibly because the value supplied was larger than that supported by the server."

Action: This is a warning. Check the maximum number of sessions allowed on the server.

ORA-24415: Missing or null username.

Cause: Username and password must be specified when pool is created in this mode.

Action: Specify a valid username and password.

ORA-24416: Invalid session Poolname was specified.

Cause: An attempt was made to use a Session Pool that does not exist.

Action: Create a Session Pool before using it.

ORA-24417: Session pool size has exceeded the maximum limit

Cause: The number of sessions has exceeded the maximum size of the Session Pool.

Action: This is a warning. You can tune the session pool with appropriate minimum and maximum parameters.

ORA-24418: Cannot open further sessions.

Cause: Sufficient number of sessions are not present in the pool to execute the call. No new sessions can be opened as the sessMax parameter supplied in OCISessionPoolCreate has been reached.

Action: Call OCISessionPoolCreate in OCI_SPOOL_REINITIALIZE mode and increase the value of the sessMax parameter.

ORA-24419: Proxy sessions are not supported in this mode.

Cause: A proxy session was requested for from a Session Pool which does not support proxy sessions.

Action: Do not specify mode OCI_CRED_PROXY.

ORA-24420: OCISessionRelease must be used to release this session.

Cause: The session was retrieved using OCISessionGet, and an attempt has been made to release it using a call other than OCISessionRelease.

Action: Call OCISessionRelease.

ORA-24421: OCISessionRelease cannot be used to release this session.

Cause: The session was not retrieved using OCISessionGet, and an attempt has been made to release it using OCISessionRelease.

Action: Release the session using an appropriate call.

ORA-24422: error occurred while trying to destroy the Session Pool

Cause: An attempt was made to destroy the session pool while some sessions in the pool were busy.

Action: Ensure that no sessions from the pool are being used OR call OCISessionPoolDestroy with mode set to OCI_SPD_FORCE.

ORA-24423: Cannot set the ROWID attribute - OCI_ATTR_FETCH_ROWID

Cause: An attempt was made to set the implicit ROWID attribute.

Action: Use a SELECT ... FOR UPDATE statement that has not previously been described or executed before setting this ROWID attribute.

ORA-24424: Invalid attempt to define at position 0

Cause: An invalid attempt was made to call OCIDefineByPos for position 0.

Action: Ensure that the implicit ROWID attribute, OCI_ATTR_FETCH_ROWID, is set on the statement handle before doing the execute.

ORA-24425: Invalid mode passed when defining at position 0

Cause: An invalid mode was passed to OCIDefineByPos.

Action: Ensure a valid mode is passed to OCIDefineByPos when defining at position 0.

ORA-24427: Invalid attributes on user handle

Cause: Some of the attributes set on the user handle were not allowed in pooled mode.

Action: Unset the attributes on the user handle and call OCISessionGet or use sessions that are not pooled.

ORA-24428: Sessions with SYSDBA privileges are not supported in this mode.

Cause: A session with SYSDBA privileges was requested from a Session Pool which does not support sessions with SYSDBA privileges.

Action: Do not specify mode OCI_SESSGET_SYSDBA.

ORA-24429: External authentication is not supported in this mode.

Cause: An externally authenticated session was requested from a Session Pool which does not support external authentication.

Action: Do not specify mode OCI_SESSGET_CREDEXT.

ORA-24430: Null values for sqltext and key were specified.

Cause: An attempt was made to call OCISmtPrepare2 and neither sqltext nor key were specified.

Action: Specify valid values for sqltext or key or both.

ORA-24431: Statement does not exist in the cache

Cause: The statement that was requested for does not exist in the statement cache.

Action: Please request for a valid statement.

ORA-24432: The statement that was returned is not tagged.

Cause: A tagged statement was requested for, but an untagged statement has been returned.

Action: This is a warning. Please modify and tag the statement as desired.

ORA-24433: This statement has already been prepared using OCISstmtPrepare2.

Cause: A statement that was earlier prepared using OCISstmtPrepare2 is now being reprepared using OCISstmtPrepare."

Action: Please use a different statement handle.

ORA-24434: OCISstmtRelease called before OCISstmtPrepare2.

Cause: An attempt was made to release a statement without first preparing it using OCISstmtPrepare2.

Action: Call OCISstmtPrepare2 before OCISstmtRelease.

ORA-24435: Invalid Service Context specified.

Cause: The statement was prepared using a service context that is different from the one specified in OCISstmtExecute.

Action: Please specify the same service context that the statement was prepared with.

ORA-24436: Invalid statement Handle.

Cause: OCIHandleFree called on a statement that was prepared using OCISstmtPrepare2.

Action: Release the statement using OCISstmtRelease.

ORA-24437: OCISstmtExecute called before OCISstmtPrepare2.

Cause: An attempt was made to execute a statement without first preparing it using OCISstmtPrepare2.

Action: Call OCISstmtPrepare2 before OCISstmtExecute.

ORA-24438: Invalid Authentication Handle specified.

Cause: The statement was prepared using an authentication handle that is different from the one specified in OCISstmtExecute.

Action: n/a

ORA-24439: success with PLSQL compilation warning

Cause: A plsql compilation warning occurred.

Action: Return OCI_SUCCESS_WITH_INFO along with the error code.

ORA-24440: OCI Easy Install mode cannot be initialized

Cause: An internal OCI error has occurred.

Action: Please contact Oracle customer support.

ORA-24441: Invalid cookie, resend sql text

Cause: An internal OCI error has occurred.

Action: Please contact Oracle customer support.

ORA-24442: SCN exceeds the capability of the target OCI database or client

Cause: An attempt was made to transfer a system change number (SCN) to an Oracle database or client that is older than Release 12.2 and the SCN exceeds the maximum value that such a system can handle.

Action: If needed, update the target database or client to Release 12.2 or higher.

ORA-24444: TTC RPC (*string*) not allowed by the security policy configured on the database

Cause: The database security policy configuration did not allow the specified Two-Task Common (TTC) RPC.

Action: Do not use functionality that issues the specified TTC RPC which is disallowed by the database security policy.

ORA-24445: object type input parameter in TTC RPC not allowed by the security policy configured on the database

Cause: The database security policy configuration did not allow object types as input parameters (including IN bind variables) in Two-Task Common (TTC) RPCs.

Action: Do not use the functionality that relies on object type input parameter usage in a TTC RPC.

ORA-24450: Cannot pre-process OCI statement

Cause: An error occurred during statement pre-processing. E.g., SQL statement has invalid usage of N' or Q' literals.

Action: Correct the SQL statement.

ORA-24451: *string*, Maximum call depth exceeded

Cause: Your program has too many levels of recursion.

Action: Restructure your program to eliminate some levels of recursion.

ORA-24452: value_sz exceeding SB4MAXVAL is not supported

Cause: value_sz specified in OCIBindByPos2, OCIBindByName2 or OCIDefineByPos2 exceeds SB4MAXVAL and is not supported in this release.

Action: Specify a value less than or equal to SB4MAXVAL for value_sz in OCIBindByPos2, OCIBindByName2 or OCIDefineByPos2.

ORA-24453: number of application context settings supplied during authentication has exceeded the supported limit of *number* settings

Cause: The number of application context settings supplied during authentication exceeded the specified limit.

Action: Reduce the number of application context settings that are passed during authentication.

ORA-24454: client host name is not set

Cause: The network host name in files like /etc/hosts was not set.

Action: Set the host name and try again.

ORA-24460: Native Net Internal Error

Cause: Internal error .

Action: This error should not normally occur. If it persists, please contact your customer service representative.

ORA-24480: invalid OCI mode

Cause: An attempt was made to invoke OCI API with an invalid mode.

Action: Provide the OCI API with legitimate mode.

ORA-24481: Failed to initialize multithreaded environment

Cause: Operating system did not support multithreaded mode.

Action: Use single thread mode instead.

ORA-24482: Pool size was less than 1 in shared mode

Cause: Pool size must be positive in shared mode.

Action: Set a positive pool size.

ORA-24483: Invalid parameters were passed into environment creation call

Cause: Invalid parameters were passed into the environment creation call. Check the passed in parameters for the following conditions: -envp should not be NULL - xtrmem_sz should not be negative -Either both xtrmem_sz and usrmempp have to be provided. Or, neither should be provided.

Action: Pass in legitimate parameters.

ORA-24484: Setting authentication handle not allowed after pool create

Cause: An attempt was made to set the authentication handle on session pool handle after OCISessionPoolCreate.

Action: Set the authentication handle on session pool handle before calling OCISessionPoolCreate.

ORA-24485: Invalid attributes in session pool authentication handle

Cause: Some of the attributes set on the authentication handle being set on the session pool handle are invalid.

Action: Unset the illegal attributes on the authentication handle being set on session pool handle and then call OCIAAttrSet. Refer to OCI documentation for details.

ORA-24486: Conflicting attributes in session pool authentication handle

Cause: Some attributes could not be set both on the authentication handle passed to OCISessionGet and the authentication handle set on session pool handle.

Action: Unset the conflicting attributes on the authentication handle and call OCISessionGet.

ORA-24487: Invalid properties or values provided for OCISessionGet

Cause: Some of the properties or their values provided during OCISessionGet with mode OCI_SESSGET_MULTIPROPERTY_TAG were invalid.

Action: Provide valid properties and values when calling OCISessionGet with mode OCI_SESSGET_MULTIPROPERTY_TAG. Refer to Oracle Call Interface documentation for details.

ORA-24488: Invalid properties or values provided for OCISessionRelease

Cause: Some of the properties or their values provided during OCISessionRelease with mode OCI_SESSRLS_MULTIPROPERTY_TAG were invalid.

Action: Provide valid properties and values when calling OCISessionRelease with mode OCI_SESSRLS_MULTIPROPERTY_TAG. Refer to Oracle Call Interface documentation for details.

ORA-24489: reserved OCI error

Cause: A reserved Oracle Call Interface (OCI) error has occurred.

Action: Contact Oracle Support Services.

ORA-24490: error while getting shard instances

Cause: There was a mismatch in the shard keys or group keys with the corresponding connect string.

Action: Check if the keys are properly specified along with the corresponding connection string.

ORA-24491: attempt to get sharding-related topology information failed

Cause: An unexpected error was encountered while building and processing sharding-related information.

Action: Contact Oracle Support Services.

ORA-24492: Shard library initialization failed.

Cause: An attempt to initialize the shard library failed.

Action: Contact Oracle Support Services.

ORA-24493: general sharding error

Cause: An unexpected error was encountered while processing sharding-related information.

Action: Contact Oracle Support Services.

ORA-24494: error in constructing shard key or shard group key

Cause: An invalid column value was passed.

Action: Pass in a column value in the appropriate format specified by the data type.

ORA-24495: OCISessionGet() timed out waiting for a suitable writable chunk.

Cause: There was no instance available with a writable chunk for the specified shard key at the time the OCISessionGet() request was issued. This may be a transient condition due to chunk migration.

Action: Retry the request later. If needed, increase the timeout specified in OCI_ATTR_SPOOL_WAIT_TIMEOUT to minimize or eliminate the chances of running into this error during chunk migrations.

ORA-24496: OCISessionGet() timed out waiting for a free connection.

Cause: There was no free connection as the pool reached its maximum and all connections were in use at the time the request was issued.

Action: Retry the request later. Use OCISessionGet() with OCI_SPOOL_ATTRVAL_TIMEDWAIT mode (with an appropriate OCI_ATTR_SPOOL_WAIT_TIMEOUT setting) or OCI_SPOOL_ATTRVAL_WAIT mode. If needed, increase the maximum size of the OCI session pool.

ORA-24497: PL/SQL fix up callback name too long

Cause: The PL/SQL fix up callback name was too long.

Action: Use a shorter PL/SQL fix up callback name.

ORA-24500: invalid UTF16 mode

Cause: UTF16 mode is allowed only at environment handle creation time.

Action: Remove UTF16 mode for functions other than OCIEnvCreate()

ORA-24501: invalid UTF16 string passed in

Cause: Non-UTF16 string is passed in while UTF16 string is expected

Action: Check the parameter which is actually a string

ORA-24502: codepoint length overflows

Cause: Returned buffer has more codepoints than allowed

Action: Set OCI_MAXCHAR_SIZE large enough to accommodate

ORA-24503: codepoint length overflows for piecewise operation

Cause: Accumulated codepoint length exceeds allowed codepoint length

Action: Set OCI_MAXCHAR_SIZE large enough to accommodate

ORA-24504: data length larger than expected

Cause: Incoming data larger than receiving buffer

Action: Set OCI_MAXDATA/MAXCHAR_SIZE appropriately or remove the setting

ORA-24505: cannot change character set id on the handle

Cause: Attempts to change character set id on non-environment handles

Action: Only try to change character set id on environment handles

ORA-24506: invalid attempt to change character set id on env handle

Cause: Attempts to change character set id after other handles have been allocated from the env handle

Action: Change character set id after creating environment handle but before allocating any handles from it.

ORA-24507: invalid combination of character set ids

Cause: Attempts to set one character set id as zero

Action: Set both charset and ncharset as zero or non-zero in OCIEnvNlsCreate()

ORA-24508: Buffer is not aligned correctly.

Cause: Alignment error occurred in buffer when converting between character sets.

Action: Align buffer appropriately. For UTF16 buffer, pass a ub2 pointer.

ORA-24509: OCI function currently not supported in UTF16 mode.

Cause: Attempt to call an OCI function that was not supported in OCI_UTF16ID mode.

Action: Remove the offending function or do not create an OCI environment with OCI_UTF16ID mode or OCI_UTF16ID character set ID.

ORA-24530: User not authorized to access column value.

Cause: Column security is enabled and column value is not authorized.

Action: The program needs to handle this error and take appropriate action.

ORA-24531: Column value authorization is unknown.

Cause: Column security is unknown for the column.

Action: Verify the fetched data. It may or may not contain a meaningful value because it is probably the result of an expression that operated on unauthorized values.

ORA-24536: Warning - column authorization unknown.

Cause: Column security is unknown for one or more columns.

Action: Verify the fetched data. It may or may not contain a meaningful value because it is probably the result of an expression that operated on unauthorized values.

ORA-24542: PRELIM mode logon not allowed to a pluggable database

Cause: PRELIM mode logon was attempted to a pluggable database.

Action: Create PRELIM mode connections to CDB\$ROOT only.

ORA-24543: instance startup or shutdown not allowed in pluggable database

Cause: An instance startup or shutdown operation was attempted when connected to a pluggable database.

Action: Perform instance startup or shutdown operations by connecting to CDB\$ROOT.

ORA-24544: Oracle RAC One Node instance is already running.

Cause: An instance startup failed because an instance of the Oracle RAC One Node database was already running on one of the cluster nodes.

Action: In Oracle RAC One Node, avoid any attempt to start a second instance by any means while the instance is already running.

ORA-24550: unhandled signal *#number* received. *string*

Cause: Serious error: signal received

Action: Refer to the platform-specific signal code, and see if the application code caused the error. Otherwise, record all error state and notify Oracle Support Services.

ORA-24557: error *string* encountered while handling error *string*; exiting server process

Cause: A second-level error occurred in an Oracle server process that required that process to exit.

Action: None. If an excessive number of incidents are dumped, contact Oracle Support Services.

ORA-24600: could not create OCI environment

Cause: The Oracle Client library used to communicate with the database failed to initialize correctly.

Action: Check that the Oracle environment or registry entries are consistent and correct. If using the Oracle Instant Client, make sure the Oracle driver for MySQL and Oracle libraries are from the same release. Make sure you have read access to the libraries.

ORA-24601: bind buffer not allocated by caller

Cause: A valid buffer was not provided for the bind call.

Action: Provide a non-NULL pointer for the bind call and a valid length for the buffer.

ORA-24602: attempting to read with no fetch

Cause: A column was being fetched while not in fetch state.

Action: Fetch the column after fetching of the result set has started.

ORA-24750: incorrect size of attribute

Cause: Transaction ID attribute size is incorrect.

Action: Verify that the size parameter is correct.

ORA-24752: OCI_TRANS_NEW flag must be specified for local transactions

Cause: Application attempted to start a local transaction without using OCI_TRANS_NEW.

Action: Use OCI_TRANS_NEW when starting local transactions.

ORA-24753: local transactions cannot be detached

Cause: An attempt to detach a local transaction was made.

Action: Local transactions may only be committed or rolled back.

ORA-24754: cannot start new transaction with an active transaction

Cause: An attempt to start a new transaction was made when there was an active transaction.

Action: Commit, rollback or detach the existing transaction before starting a new transaction.

ORA-24755: OCI_TRANS_NOMIGRATE, OCI_TRANS_JOIN options are not supported

Cause: These flags are currently not supported.

Action: n/a

ORA-24756: transaction does not exist

Cause: An invalid transaction identifier or context was used or the transaction has completed.

Action: Supply a valid identifier if the transaction has not completed and retry the call.

ORA-24757: duplicate transaction identifier

Cause: An attempt was made to start a new transaction with an identifier already in use by an existing transaction.

Action: Verify that the identifier is not in use.

ORA-24758: not attached to the requested transaction

Cause: An attempt was made to detach or complete a transaction that is not the current transaction.

Action: Verify that the transaction context refers to the current transaction.

ORA-24759: invalid transaction start flags

Cause: An invalid transaction start flag was passed.

Action: Verify that only one of the following values is specified: OCI_TRANS_NEW, OCI_TRANS_JOIN, OCI_TRANS_RESUME, or OCI_TRANS_PROMOTE.

ORA-24760: invalid isolation level flags

Cause: An invalid isolation level flag was passed.

Action: Verify that only one of following values - OCI_TRANS_READONLY, OCI_TRANS_READWRITE, OCI_TRANS_SERIALIZABLE is used.

ORA-24761: transaction rolled back

ORA-24762: server failed due to unspecified error

Cause: An internal error has occurred in the server commit protocol.

Action: Contact customer support.

ORA-24763: transaction operation cannot be completed now

Cause: The commit or rollback cannot be performed now because the session cannot switch to the specified transaction.

Action: Retry the operation later.

ORA-24764: transaction branch has been heuristically committed

ORA-24765: transaction branch has been heuristically rolled back

ORA-24766: transaction branch has been partly committed and aborted

ORA-24767: transaction branch prepare returns read-only

Cause: The transaction is read-only, or this is the outcome of an optimization for two-phase commit protocol.

Action: None. Informational only.

ORA-24768: commit protocol error occurred in the server

ORA-24769: cannot forget an active transaction

Cause: Transaction identifier refers to an active transaction.

Action: Verify that the identifier of an active transaction was not passed as an argument.

ORA-24770: cannot forget a prepared transaction

Cause: Transaction identifier refers to a prepared transaction.

Action: Verify that the identifier of a prepared transaction was not passed as an argument.

ORA-24771: cannot detach, prepare or forget a local transaction

Cause: Service handle contains a local transaction context.

Action: Verify that the transaction context does not refer to a local transaction.

ORA-24772: Cannot mix tightly-coupled and loosely-coupled branches

Cause: Application attempted to start a transaction with a global transaction identifier and a wrong option.

Action: Verify that all branches of a global transaction are started with either OCI_TRANS_TIGHT or OCI_TRANS_LOOSE option. If the application is correct and uses distributed updates, contact customer support.

ORA-24773: invalid transaction type flags

Cause: OCI_TRANS_TIGHT or OCI_TRANS_LOOSE mode was not specified.

Action: Verify that the right parameters are being used.

ORA-24774: cannot switch to specified transaction

Cause: The transaction specified in the call refers to a transaction created by a different user.

Action: Create transactions with the same authentication so that they can be switched.

ORA-24775: cannot prepare or commit transaction with non-zero lock value

Cause: An attempt was made to detach the transaction with a non-zero lock value.

Action: Detach the transaction with lock value set to zero and then try to prepare or commit the transaction.

ORA-24776: cannot start a new transaction

Cause: An attempt was made to start a new transaction when session was already attached to an existing transaction.

Action: End the current transaction before creating a new transaction.

ORA-24777: use of non-migratable database link not allowed

Cause: The transaction, which needs to be migratable between sessions, tried to access a remote database from a non-multi threaded server process.

Action: Perform the work in the local database or open a connection to the remote database from the client. If multi threaded server option is installed, connect to the Oracle instance through the dispatcher.

ORA-24778: cannot open connections

Cause: The migratable transaction tried to access a remote database when the session itself had opened connections to remote database(s).

Action: Close the connection(s) in the session and then try to access the remote database from the migratable transaction. If the error still occurs, contact Oracle customer support.

ORA-24779: detach not allowed with open remote cursor

Cause: The migratable transaction tried to detach from the current session while having an open remote cursor.

Action: Close any open remote cursor prior to detach.

ORA-24780: cannot recover a transaction while in an existing transaction

Cause: An attempt was made to commit or roll back a transaction while in a different transaction, and the transaction for which the action is requested is in a recovery state (this happens if it is idle too long).

Action: Detach from the current transaction and retry the operation.

ORA-24781: branches don't belong to the same global transaction

Cause: The list of xids passed into kpotxmp() don't have the same grid

Action: n/a

ORA-24782: Cannot detach from a non-migratable transaction

Cause: An attempt was made to detach from a non-migrateable transaction.

Action: Either commit or rollback the transaction.

ORA-24783: Cannot switch non-migratable transactions

Cause: An attempt was made to prepare/commit a txn different from current.

Action: n/a

ORA-24784: Transaction exists

Cause: An attempt was made to start a transaction, while attached to a non-migrateable transaction

Action: n/a

ORA-24785: Cannot resume a non-migratable transaction

Cause: An attempt was made to resume a non-migrateable transaction.

Action: n/a

ORA-24786: separated transaction has been completed

Cause: The current transaction has been completed by another process.

Action: Start a new transaction

ORA-24787: remote cursors must be closed before a call completes

Cause: The previous operation did not close all the remote cursors it opened. Since separated transactions are enabled, this is not allowed.

Action: Close all remote cursors in each call, or start a regular (non-separated) transaction.

ORA-24788: cannot switch to specified transaction (server type)

Cause: The transaction specified was created by a shared server and the requestor is a dedicated server, or the transaction was created by a dedicated server and the requestor is a shared server.

Action: All parts of this application should connect as dedicated or as shared.

ORA-24789: start not allowed in recursive call

Cause: Oracle RM will not start/resume a branch in a recursive call

Action: Reconsider your application stack design

ORA-24790: cannot mix OCI_TRANS_RESUME and transaction isolation flags

Cause: An attempt was made to change the isolation level of an existing transaction.

Action: No action required

ORA-24791: invalid transaction start flags

Cause: An invalid transaction start flag was passed.

Action: Verify that OCI_TRANS_LOOSE was not passed along with OCI_TRANS_JOIN, OCI_TRANS_RESUME. Also, verify that other flags (such as OCI_TRANS_SEPARABLE) passed by the client are supported by the version of the Oracle server.

ORA-24792: cannot mix services in a single global transaction

Cause: Oracle RM will not serve global (distributed) transaction requests if branches are created using different services

Action: Configure clients such that those participating in the same distributed transaction use the same service name.

ORA-24794: no active DTP service found

Cause: Oracle RM will not serve global (distributed) transaction requests until DTP services are configured in RAC. It is possible that a service was stopped while transactions were in-flight.

Action: Provision/Start DTP services first.

ORA-24795: Illegal *string* attempt made

Cause: An illegal attempt was made to commit/rollback current transaction

Action: Use appropriate commit/rollback mechanism

ORA-24796: operation completed; resume of original transaction rolled back

Cause: The commit, rollback, or prepare completed successfully, but the current transaction for this thread was rolled back.

Action: If desired, retry the current transaction. If the operation was prepare, then end transaction appropriately with a commit or rollback operation.

ORA-24797: cannot promote the current transaction to a distributed transaction

Cause: An illegal attempt was made to promote the current transaction.

Action: Verify that OCI_ATTR_XID, OCI_ATTR_INTERNAL_NAME, and OCI_ATTR_EXTERNAL_NAME attributes have been set properly, and verify that the current transaction has neither performed IDL or PDML operations, nor already been a distributed transaction. Also, verify that the local transaction is in the same isolation level if the isolation flag value is set.

ORA-24798: cannot resume the distributed transaction branch on another instance

Cause: An attempt was made to resume a distributed transaction branch that is physically located on another RAC instance.

Action: Get a connection to the instance where the transaction branch is located.

ORA-24801: illegal parameter value in OCI lob function

Cause: One of the parameter values in the OCI lob function is illegal.

Action: Check every parameter in the OCI Lob function call to make sure they are correct. Offsets should be greater than or equal to one.

ORA-24802: user defined lob read callback error

Cause: The only valid return value for a user defined lob read callback function is OCI_CONTINUE. Any other value will cause this error.

Action: Verify that OCI_CONTINUE is returned from the user defined lob read callback function.

ORA-24803: illegal parameter value in lob read function

Cause: Internal error .

Action: This error should not normally occur. If it persists, please contact your customer service representative.

ORA-24804: Lob read/write functions called while another OCI LOB read/write streaming is in progress

Cause: Internal error.

Action: Wait for the ongoing LOB streaming call to finish before issuing the next server call, or use OCIBreak() abort the current LOB streaming call.

ORA-24805: LOB type mismatch

Cause: When copying or appending LOB locators, both source and destination LOB locators should be of the same type.

Action: Pass the same type of LOB locators for copying or appending.

ORA-24806: LOB form mismatch

Cause: When reading from or writing into LOBs, the character set form of the user buffer should be same as that of the LOB.

Action: Make sure that the buffer you are using to read or write has the same form as that of the LOB.

ORA-24807: LOB form mismatch

Cause: When copying or appending LOBs, both source and destination LOB locators should have the same character set form.

Action: Pass locators of the same character set form for copying or appending LOBs.

ORA-24808: streaming of lob data is not allowed when using lob buffering

Cause: Attempted to stream lob data via the polling mode or a callback when lob buffering was enabled for the input lob locator.

Action: Lob buffering is useful when reading/writing small amounts of lob data so streaming should not be necessary. Rewrite the OCILobRead/OCILobWrite call so that it does not use streaming. If streaming of data is required, lob buffering should not be used. In this case, flush buffers associated with the input lob locator as necessary, disable buffering on the input lob locator and reissue the OCILobRead/OCILobWrite call.

ORA-24809: amount specified will not fit in the lob buffers

Cause: LOB buffering is enabled for the input lob locator so buffering will be used. However, the amount of lob data to read or write is larger than what the lob buffers can hold.

Action: Either disable buffering on the input lob locator and reissue the command or pass a smaller amount.

ORA-24810: attempting to write more data than indicated

Cause: While writing into a LOB, more data was supplied than indicated.

Action: If data is written in pieces, then make sure that you do not provide more data in the pieces (cumulatively), than you indicated.

ORA-24811: less data provided for writing than indicated

Cause: While writing into a LOB, less data was provided than indicated.

Action: If writing data in single pieces, then make sure that the buffer length specified is big enough to accommodate the data being provided. If data is written in pieces, then make sure that all the data has been provided before specifying OCI_LAST_PIECE.

ORA-24812: character set conversion to or from UCS2 failed

Cause: If the database character set is varying-width, the CLOB/NCLOB value is implicitly converted to or from UCS2. This implicit conversion failed.

Action: Contact Oracle Worldwide Support.

ORA-24813: cannot send or receive an unsupported LOB

Cause: An attempt was made to send a LOB across the network, but either the server does not support the LOB sent by the client, or the client does not support the LOB sent by the server. This error usually occurs when the client and server are running different versions of Oracle.

Action: Use a version of the Oracle that supports the LOB on both the client and the server.

ORA-24814: operation not allowed for temporary LOBs

Cause: Temporary LOB locators are not allowed in the operation. For example: OCILobAssign only takes persistent LOB locators as parameters, not temporary LOBs.

Action: Use OCILobLocatorAssign for temporary LOBs instead. Note that OCILobLocatorAssign can also be used for persistent LOBs, in which case it will behave the same as OCILobAssign.

ORA-24815: Invalid character set form

Cause: An invalid character set form was passed into an OCI LOB function. For example, the only valid cs form for OCILobCreateTemporary() is OCI_DEFAULT(0), SQLCS_IMPLICIT(1) or SQLCS_NCHAR(2).

Action: Specify a valid character set form.

ORA-24816: Expanded non LONG bind data supplied after actual LONG or LOB column

Cause: A Bind value of length potentially > 4000 bytes follows binding for LOB or LONG.

Action: Re-order the binds so that the LONG bind or LOB binds are all at the end of the bind list.

ORA-24817: Unable to allocate the given chunk for current lob operation

Cause: The given size is increased to accommodate the number of bytes from server due to varying width db char/nchar set.

Action: Use smaller chunk sizes when you have character set conversion between client/server or perform piece-wise read or write.

ORA-24818: Operation not permitted on Abstract LOBs

Cause: Abstract LOB locators were not allowed in the operation. For example, OCILobAssign only takes persistent LOB locators as parameters, not Abstract (i.e., client-side created) LOBs.

Action: Avoid the operation on Abstract LOBs.

ORA-24819: Illegal reference count encountered for a temporary LOB

Cause: Internal error.

Action: This error should not normally occur. If it persists, contact Oracle Support Services.

ORA-24820: Different LOB function called while another OCI LOB call is in progress

Cause: An attempt was made to execute a new OCI LOB call while another OCI LOB call was in progress.

Action: Wait for the ongoing LOB streaming call to finish before issuing the next server call, or use OCIBreak() to abort the current LOB streaming call.

ORA-24821: LOB prefetch size supplied is larger than the supported limit.

Cause: A very large LOB prefetch size was specified during a query.

Action: Reduce the prefetch size to an acceptable value.

ORA-24850: failed to startup shared subsystem

Cause: While attempting to initialize OCI in shared mode, a problem was encountered in starting up the shared subsystem.

Action: Contact Oracle Customer support.

ORA-24851: failed to connect to shared subsystem

Cause: While attempting to initialize OCI in shared mode, a problem was encountered in connecting the process to the shared subsystem.

Action: Contact Oracle Customer Support.

ORA-24852: protocol error during statement execution

Cause: An internal protocol error occurred while receiving describe data from the server during execution of a statement.

Action: Contact Oracle Customer Support.

ORA-24853: failed to connect thread to shared subsystem

Cause: While attempting to initialize OCI in shared mode, a problem was encountered in connecting the thread to the shared subsystem.

Action: Contact Oracle Customer Support.

ORA-24854: invalid pieceinfo provided

Cause: While making the first call to write LOB data, an invalid pieceinfo value provided.

Action: Correct the call to use OCI_ONE_PIECE or OCI_FIRST_PIECE. If using OCCL, make sure to call writeBuffer before calling writeLastBuffer.

ORA-24855: attempt to pass a LOB locator over an invalid database link

Cause: There was an attempt to send a LOB locator over a database link which was different from the one on which it was obtained.

Action: Ensure that remote LOB locators are passed back on the same database link from which they were obtained.

ORA-24900: invalid or unsupported mode parameter passed in call

Cause: The mode parameter passed into the OCI Client Notification call is incorrect.

Action: Please correct the mode parameter passed into OCI.

ORA-24901: handles belonging to different environments passed into an OCI call

Cause: All handles passed into an OCI call should belong to the same environment. In the call that returned this error, handles belonging to different environments were passed in.

Action: Please ensure that the handle parameters in the call to come from the same OCI Environment.

ORA-24902: invalid subscription name or name-length in subscription handle

Cause: The subscription handle passed into the OCI call does not have a proper name or name-length attribute.

Action: Please set the name and name-length attributes using the OCIAttrSet() call.

ORA-24903: invalid namespace attribute passed into OCI call

Cause: The subscription handle passed into the OCI call does not have a proper namespace attribute.

Action: Please set the namespace attribute using the OCIAttrSet() call.

ORA-24904: invalid callback attribute passed into OCI call

Cause: The subscription handle passed into the OCI call does not have a proper callback attribute.

Action: Please set the callback attribute using the OCIAttrSet() call.

ORA-24905: invalid recipient protocol attribute passed into OCI call

Cause: The subscription handle passed into the OCI call did not have a proper recipient protocol attribute.

Action: Please set the recipient protocol attribute using the OCIAttrSet() call.

ORA-24906: invalid recipient attribute passed into OCI call

Cause: The subscription handle passed into the OCI call did not have a proper recipient attribute.

Action: Please set the recipient attribute using the OCIAttrSet() call.

ORA-24907: invalid pair of callback and recipient protocol attributes

Cause: The subscription handle passed into the OCI call can't have both the callback defined and a recipient protocol other than OCI_SUBSCR_PROTO_OCI at the same time.

Action: Please set the appropriate callback and recipient protocol attributes using the OCIAttrSet() call.

ORA-24908: invalid recipient presentation attribute

Cause: The subscription handle passed into the OCI call does not have a valid recipient presentation attribute.

Action: Set the recipient presentation attribute using the OCIAttrSet() call

ORA-24909: call in progress. Current operation cancelled

Cause: The OCI call was invoked when another call on the connection was in progress.

Action: Check if the OCI call is supported when the call is in progress under special conditions; for example, if it is being used by a signal handler.

ORA-24911: Cannot start listener thread at specified port

Cause: Thread already running at a different port.

Action: Set the correct port in the environment handle or let the system choose the port.

ORA-24912: Listener thread failed. *string*

Cause: Thread listening for event notification exited because of an error. The error encountered is appended to the error message.

Action: The client needs to be restarted.

ORA-24913: Event to enable NLS validation

Cause: N/A

Action: Set this event in your environment to enable NLS character validation even when character sets are the same for client/server.

ORA-24915: Cannot start Listener at specified IP address

Cause: Thread was already listening at a different IP address.

Action: Set the correct IP address in the environment handle or let the system choose the correct IP address.

ORA-24916: cannot use IP address attribute before release 11.2 compatible notifications

Cause: An attempt was made to use OCI_ATTR_SUBSCR_IPADDR attribute before release 11.2 compatible notifications.

Action: Change the compatibility to 11.2.

ORA-24918: secure notification mode not supported

Cause: An attempt was made to use OCI_SECURE_NOTIFICATION before release 12.0 compatible notifications.

Action: Change the compatibility to 12.0.

ORA-24919: subscription to Fast Application Notification failed

Cause: An error occurred while subscribing to Fast Application Notification. This could be due to problems in the Oracle clusterware configuration.

Action: Look at the client trace files for additional information. Ensure that the Oracle clusterware is properly configured.

ORA-24920: column size too large for client

Cause: Client attempted to fetch a column whose size is larger than the maximum size that can be handled by the client.

Action: Upgrade the client stack to Oracle 12c or higher.

ORA-24922: cannot send or receive an SCN value which is too high for the current compatibility setting

Cause: An attempt was made to send or receive a high value system change number (SCN) over the network, but either the sever or client does not support such a high value SCN. This error usually occurs when either the server or client compatibility is lower than 12.2.

Action: Be sure the database compatibility is 12.2 or above on both the client and server.

ORA-24940: invalid combination of *string* namespace, *string* presentation and *string* receive protocol

Cause: An invalid combination of namespace, presentation and receive protocol was specified during notification registration. Currently, only AQ namespace is supported with XML presentation. Non-AQ namespace is not supported for e-mail and HTTP receive protocols.

Action: Please change the register call appropriately.

ORA-24941: invalid combination of notification grouping attributes

Cause: An invalid combination of notification grouping attributes was specified. Currently, only TIME notification grouping class is supported. If notification grouping class is zero, all other notification grouping attributes must be zero.

Action: Refer to documentation and change the attributes appropriately.

ORA-24942: cannot use ntfn grouping attributes on before release 11.0 compatible ntfns

Cause: An attempt was made to use notification grouping on before release 11.0 compatible notifications.

Action: Change the compatibility to 11.0.

ORA-24943: cannot use ntfn grouping with this receive protocol, presentation and/or QoS

Cause: An attempt was made to use notification grouping with e-mail or HTTP receive protocol or XML presentation or payload delivery or reliable QoS. Currently, only OCI and PLSQL receive protocols and default presentation are supported with notification grouping.

Action: Refer to documentation and change the call appropriately.

ORA-24944: cannot use timeout or grouping with ANONYMOUS namespace

Cause: An attempt was made to use timeout or grouping with ANONYMOUS namespace. Currently, timeout and grouping are supported only with AQ and DBCHANGE namespaces.

Action: Refer to documentation and change the call appropriately.

ORA-24945: cannot use context, QOS and timeout attributes of notification on lower than 10.2 compatible notifications

Cause: An attempt was made to use context, QOS and timeout attributes of notification on lower than 10.2 compatible notifications.

Action: Change the database compatibility to 10.2.

ORA-24946: invalid registration callback

Cause: An attempt was made to use a reserved callback for notification registration.

Action: Choose a different name for the notification callback and change the register call appropriately.

ORA-24947: Invalid namespace attribute specified for the subscription *string*

Cause: An attempt was made to register with invalid namespace attribute.

Action: Refer to documentation and change the namespace appropriately.

ORA-24950: unregister failed, registration not found

Cause: The registration that was asked to be unregistered could not be found.

Action: Please check the callback function name and the subscription name in the unregister call.

ORA-24952: register, unregister or post has incorrect collection count

Cause: The register, unregister or post function was invoked with a collection that was smaller than the size specified by the parameter to the function.

Action: Please check the function's use and ensure that the size parameter is correct.

ORA-24960: the attribute *string* is greater than the maximum allowable length of *number*

Cause: The user attempted to pass an attribute that is too long

Action: Shorten the specified attribute and retry the operation.

ORA-24962: connect string could not be parsed, error = *string*

Cause: The address portion of the connect string could not be parsed. The client may be using a format of the connect string that the server does not understand.

Action: Correct the connect string.

ORA-24964: ALTER SESSION SET CONTAINER error

Cause: An attempt to switch to a PDB with different settings such as character set, time zone or time zone file version on an Oracle 12c Release 1 (12.1) or earlier client failed.

Action: Upgrade client to Oracle 12 Release 2 (or later) to support such operations.

ORA-24981: deferred SGA thread spawn failed

Cause: This is an internal error.

Action: None

ORA-24982: deferred SGA segment allocation failed, index = *string* location = *string*

Cause: System-defined shared memory limits are inadequate for Oracle.

Action: Consult the alert file for details.

ORA-24983: Process (*string*) failed to attach to deferred SGA segments.

Cause: The process failed to attach to deferred SGA segments.

Action: Consult the alert file for details and contact Oracle Support Services.

ORA-24984: SGA allocation slaves termination failed

Cause: This is an internal error.

Action: None

ORA-25000: invalid use of bind variable in trigger WHEN clause

Cause: A bind variable was used in the when clause of a trigger.

Action: Remove the bind variable. To access the table columns use (new/old).column_name.

ORA-25001: cannot create this trigger type on this type of view

Cause: INSTEAD OF triggers can be created on any view which is not an Editioning View, while BEFORE and AFTER triggers may only be created on Editioning Views.

Action: Change the trigger type to INSTEAD OF or change the view on which you are attempting to create a DML trigger.

ORA-25002: cannot create INSTEAD OF triggers on tables

Cause: Only BEFORE or AFTER triggers can be created on a table.

Action: Change the trigger type to BEFORE or AFTER.

ORA-25003: cannot change NEW values for this column type in trigger

Cause: Attempt to change NEW trigger variables of datatype object, REF, nested table, VARRAY or LOB datatype which is not supported.

Action: Do not change the NEW trigger variables in the trigger body.

ORA-25004: WHEN clause is not allowed in INSTEAD OF triggers

Cause: WHEN clause is specified in an INSTEAD OF trigger.

Action: Remove the WHEN clause when creating an INSTEAD OF trigger.

ORA-25005: cannot CREATE INSTEAD OF trigger on a read-only view

Cause: attempt to create an INSTEAD OF trigger on a view created with read-only option. The view cannot be updated using INSTEAD OF triggers.

Action: Do not create the trigger.

ORA-25006: cannot specify this column in UPDATE OF clause

Cause: Attempt to create a trigger on update of a column whose datatype is disallowed in the clause, such as LOB and nested table.

Action: Remove the UPDATE OF clause.

ORA-25007: functions or methods not allowed in WHEN clause

Cause: PLSQL function call or method invocation is not allowed in the WHEN clause when creating a trigger.

Action: Remove the function call or method invocation from the WHEN clause.

ORA-25008: no implicit conversion to LOB datatype in instead-of trigger

Cause: When inserting or updating a view using instead-of trigger, the new value for a LOB view column is of a different datatype.

Action: Specified a LOB value as the new value for the LOB view column.

ORA-25009: Nested table clause allowed only for INSTEAD OF triggers

Cause: Triggers on nested tables can only be created on view columns using INSTEAD OF triggers.

Action: Use view nested table columns for defining nested table triggers.

ORA-25010: Invalid nested table column name in nested table clause

Cause: The column name specified in the nested table clause of an INSTEAD OF trigger does not correspond to a nested table column.

Action: Specify a nested table column on which the trigger is to be defined.

ORA-25011: cannot create trigger on internal AQ table

Cause: An attempt was made to try to create a trigger on a table that is used internally to support the Advanced Queueing (AQ) feature.

Action: Do not create the trigger.

ORA-25012: PARENT and NEW values cannot be identical

Cause: The referencing clause specifies identical values for PARENT and OLD.

Action: Re-specify either the PARENT or NEW referencing value.

ORA-25013: OLD and PARENT values cannot be identical

Cause: The referencing clause specifies identical values for OLD and PARENT.

Action: Re-specify either the OLD or PARENT referencing value.

ORA-25014: cannot change the value of a PARENT reference variable

Cause: Parent values can only be read and not changed.

Action: Do not attempt to change a Parent variable.

ORA-25015: cannot perform DML on this nested table view column

Cause: DML cannot be performed on a nested table view column except through an INSTEAD OF trigger

Action: Create an INSTEAD OF trigger over the nested table view column and then perform the DML.

ORA-25016: cannot specify column list for insert into nested table view column

Cause: A column list cannot be specified for inserts into the nested table view column.

Action: Specify all the columns for insert into the nested table.

ORA-25017: cannot reference NEW ROWID for movable rows in before triggers

Cause: NEW ROWID was referenced in a before row trigger which is defined on an index-organized table, or a partitioned table with enabled movement of rows. The ROWID cannot be computed in a before row update trigger because it depends on the actual values of the row

Action: Remove references to NEW ROWID from the trigger definition.

ORA-25018: conflicting trigger *string* already exists

Cause: Conflicting instead of DDL trigger on schema/database already exists.

Action: Remove the old trigger

ORA-25019: too much concurrency

Cause: cannot pin the database/schema because of too much concurrency

Action: try the operation later

ORA-25020: renaming system triggers is not allowed

Cause: renaming system triggers is not allowed

Action: Drop the trigger, and create a new one for the same

ORA-25021: cannot reference a trigger defined on another table

Cause: Referenced trigger in the FOLLOWS clause was defined on another table.

Action: Create the referenced trigger on the same table

ORA-25022: cannot reference a trigger of a different type

Cause: Referenced trigger in the FOLLOWS or PRECEDES clause was either a different type or not a compound trigger.

Action: Create the referenced trigger as the same type or a compound trigger.

ORA-25023: Cyclic trigger dependency is not allowed

Cause: A cycle of trigger dependency can be formed.

Action: Do not create a trigger that can formed a cyclic dependency.

ORA-25024: cannot specify FOLLOWS for a REVERSE CROSSSESSION trigger

Cause: The FOLLOWS clause was specified when creating the REVERSE CROSSSESSION trigger.

Action: Do not create a REVERSE CROSSSESSION trigger with a FOLLOWS clause.

ORA-25025: cannot specify PRECEDES clause

Cause: The PRECEDES clause was specified when creating a FORWARD CROSSSESSION trigger or a regular trigger.

Action: Do not create a FORWARD CROSSSESSION or a regular trigger with a PRECEDES clause.

ORA-25026: FOR EACH ROW was specified with compound triggers

Cause: FOR EACH ROW is not allowed with compound triggers.

Action: Remove the FOR EACH ROW clause.

ORA-25027: compound triggers cannot be used as system triggers

Cause: Compound trigger was defined as system trigger.

Action: Do not use compound trigger as system trigger.

ORA-25028: regular trigger body can not start with keyword COMPOUND

Cause: Regular triggers body should start with BEGIN/DECLARE etc .

Action: Fix the syntax and recompile.

ORA-25029: compound triggers should always start with keyword COMPOUND

Cause: Compound trigger body was started with incorrect keyword.

Action: Fix the syntax and recreate.

ORA-25030: crossedition trigger cannot be owned by a non-editioned user

Cause: An attempt was made to create a crossedition trigger in a schema where triggers were not editionable.

Action: Enable editions for the user for triggers and then create the crossedition trigger.

ORA-25031: only a crossedition trigger may be specified

Cause: The trigger specified was not a crossedition trigger.

Action: Specify a crossedition trigger.

ORA-25032: crossedition trigger cannot be created in ORA\$BASE

Cause: An attempt was made to create crossedition trigger in the ORA\$BASE edition.

Action: Do not create a crossedition trigger in the ORA\$BASE edition.

ORA-25033: triggers cannot be executed at this time

Cause: An attempt was made to execute a trigger when the session was almost finished.

Action: Do not attempt to DML with triggers that are expected to execute when session has almost ended.

ORA-25034: cannot bypass trigger owned by another user

Cause: An attempt was made to do DML from a crossedition trigger on an object that has a non-crossedition trigger owned by another user. DML from a crossedition trigger bypasses the running of non-crossedition triggers; this cannot be allowed for triggers owned by other users.

Action: Permit the non-crossedition trigger to be bypassed by attaching it to the editioning view rather than the table, moving one of the triggers to be in the same schema as the other, or explicitly disabling the non-crossedition trigger.

ORA-25035: cannot perform DML on remote object from a crossedition trigger

Cause: An attempt was made to do DML from a crossedition trigger that would modify data in a remote database. DML from a crossedition trigger has special rules applied regarding what triggers will fire as part of that DML; these special rules cannot be applied across database links and therefore the DML cannot be allowed.

Action: Perform the DML in a helper function separate from the crossedition trigger itself; the special rules are not applied when the DML is not issued from within the crossedition trigger itself.

ORA-25100: TABLESPACE option can only be used with ALTER INDEX REBUILD

Cause: The TABLESPACE option to ALTER INDEX was used without the REBUILD option.

Action: Use ALTER INDEX REBUILD TABLESPACE tablespace name.

ORA-25101: duplicate REBUILD option specification

Cause: The REBUILD option to ALTER INDEX is specified more than once.

Action: Specify the option at most once.

ORA-25102: PARALLEL option can only be used with ALTER INDEX REBUILD

Cause: The PARALLEL option to ALTER INDEX was used without the REBUILD option.

Action: Use ALTER INDEX REBUILD.

ORA-25103: NOPARALLEL option can only be used with ALTER INDEX REBUILD

Cause: The NOPARALLEL option to ALTER INDEX was used without the REBUILD option.

Action: Use ALTER INDEX REBUILD.

ORA-25104: UNRECOVERABLE option can only be used with ALTER INDEX REBUILD

Cause: The UNRECOVERABLE option to ALTER INDEX was used without the REBUILD option.

Action: Use ALTER INDEX REBUILD.

ORA-25105: RECOVERABLE option can only be used with ALTER INDEX REBUILD

Cause: The RECOVERABLE option to ALTER INDEX was used without the REBUILD option.

Action: Use ALTER INDEX REBUILD.

ORA-25106: only one of PARALLEL or NOPARALLEL clause may be specified

Cause: PARALLEL was specified more than once, NOPARALLEL was specified more than once, or both PARALLEL and NOPARALLEL were specified in an ALTER INDEX REBUILD statement.

Action: Remove all but one of the PARALLEL or NOPARALLEL clauses.

ORA-25107: duplicate TABLESPACE option specification

Cause: the TABLESPACE was specified more than once in an ALTER INDEX REBUILD statement.

Action: Remove all but one of the TABLESPACE clauses.

ORA-25108: standby lock name space exceeds size limit of *string* characters

Cause: The lock name space for the standby database exceeded the maximum string length.

Action: Change initialization parameter `_STANDBY_LOCK_NAME_SPACE` to a character string of less than the specified characters.

ORA-25109: standby lock name space has illegal character '*string*'

Cause: An invalid lock name space was specified for the standby database. The lock name space for the standby database can only contain A-Z, 0-9, '_', '#', '\$', '.' and '@' characters.

Action: Change initialization parameter `_STANDBY_LOCK_NAME_SPACE` to a valid character string.

ORA-25110: NOSORT may not be used with a bitmap index

Cause: An attempt was made to create a bitmap index using the NOSORT option.

Action: Remove NOSORT from the CREATE BITMAP INDEX statement.

ORA-25111: creation of BITMAP cluster indices is not supported

Cause: An attempt was made to create a cluster index with the BITMAP attribute.

Action: Remove BITMAP from the CREATE INDEX statement.

ORA-25112: maximum number of BITMAP index columns is 30

Cause: Too many columns were specified for the index.

Action: Create an index on fewer columns.

ORA-25113: GLOBAL may not be used with a bitmap index

Cause: An attempt was made to create a bitmap index using the GLOBAL option.

Action: Remove GLOBAL from the CREATE BITMAP INDEX statement, and/or add a LOCAL partition descriptor if the table is partitioned.

ORA-25114: invalid file number specified in the DUMP DATAFILE/TEMPFILE command

Cause: An invalid file number was used in dumping a datafile or tempfile.

Action: Specify a valid file number.

ORA-25115: duplicate BLOCK option specification

Cause: BLOCK (MIN/MAX) was specified more than once in the DUMP DATAFILE/TEMPFILE command.

Action: Specify only one BLOCK option.

ORA-25116: invalid block number specified in the DUMP DATAFILE/TEMPFILE command

Cause: An invalid block number was used in dumping a datafile or tempfile.

Action: Specify a valid block number.

ORA-25117: MIN/MAX/Block Number expected

Cause: A value other than MIN/MAX, or a block number was entered in the DUMP DATAFILE/TEMPFILE command.

Action: Correct the syntax.

ORA-25118: invalid DUMP DATAFILE/TEMPFILE option

Cause: An invalid option was specified for the DUMP DATAFILE/TEMPFILE command.

Action: Correct the syntax.

ORA-25119: LOGGING/NOLOGGING option already specified

Cause: In CREATE TABLESPACE, the LOGGING and/or NOLOGGING options were specified more than once.

Action: Remove all but one of the logging specifications.

ORA-25120: MINIMUM EXTENT option already specified

Cause: In CREATE TABLESPACE, the MINIMUM EXTENT option was specified more than once.

Action: Remove all but one of the MINIMUM EXTENT specifications.

ORA-25121: MINIMUM EXTENT value greater than maximum extent size

Cause: In CREATE/ALTER TABLESPACE, the value specified for the MINIMUM EXTENT option was greater than the maximum extent size.

Action: Choose a lower value for the MINIMUM EXTENT option.

ORA-25122: Only LOCAL bitmap indexes are permitted on partitioned tables

Cause: An attempt was made to create a global bitmap index on a partitioned table.

Action: create a local bitmap index instead.

ORA-25123: Too many components specified in the name.

Cause: Specifying more components to a name than allowed.

Action: Check the name specified for the operation.

ORA-25124: Database link name not allowed.

Cause: Specifying a database link name when it is not permitted.

Action: Check the name specified for the operation.

ORA-25125: BUFFER_POOL/FLASH_CACHE/CELL_FLASH_CACHE storage option not allowed

Cause: An attempt was made to specify the BUFFER_POOL, FLASH_CACHE, or CELL_FLASH_CACHE storage option. This option may only be specified during - CREATE or ALTER TABLE - CREATE or ALTER CLUSTER - CREATE or ALTER INDEX

Action: Remove this option and retry the statement.

ORA-25126: Invalid name specified for BUFFER_POOL/FLASH_CACHE/CELL_FLASH_CACHE

Cause: The name of the cache hints specified by was invalid. The only valid names for BUFFER_POOL are KEEP, RECYCLE and DEFAULT. The only valid names for FLASH_CACHE and CELL_FLASH_CACHE are KEEP, NONE and DEFAULT.

Action: Use a valid name or remove the BUFFER_POOL, FLASH_CACHE, or CELL_FLASH_CACHE clause.

ORA-25127: RELY not allowed in NOT NULL constraint

Cause: An attempt to set RELY on for NOT NULL constraint.

Action: only NORELY may be specified for a NOT NULL constraint.

ORA-25128: No insert/update/delete on table with constraint (*string.string*) disabled and validated

Cause: Try to insert/update/delete on table with DISABLE VALIDATE constraint.

Action: Change the constraint's states.

ORA-25129: cannot modify constraint (*string*) - no such constraint

Cause: the named constraint does not exist for this table.

Action: Obvious

ORA-25130: cannot modify primary key - primary key not defined for table

Cause: Attempted to modify a primary key that is not defined for the table.

Action: None

ORA-25131: cannot modify unique(*string*) - unique key not defined for table

Cause: attempted to modify a unique key that is not defined for the table.

Action: None

ORA-25132: UNIQUE constraint (*string.string*) disabled and validated in ALTER TABLE EXCHANGE PARTITION

Cause: cannot ALTER TABLE EXCHANGE PARTITION when the partition and the table have a disabled and validated unique constraints AND the unique keys in the partition is not mutually exclusive from the rest of the table.

Action: Change the constraint's status.

ORA-25133: duplicate SINGLE TABLE option specified

Cause: The SINGLE TABLE option was specified more than once.

Action: Specify the SINGLE TABLE option only once.

ORA-25134: keyword TABLE expected

Cause: The keyword TABLE is missing from the SINGLE TABLE option.

Action: Place the keyword TABLE after the keyword SINGLE in the command.

ORA-25135: cannot use the SINGLE TABLE option

Cause: The SINGLE TABLE option is only valid for hash clusters.

Action: Do not specify the SINGLE TABLE option.

ORA-25136: this cluster can contain only one table

Cause: An attempt was made to store more than one table in a cluster that was created with the SINGLE TABLE option.

Action: Do not attempt to store more than one table in the cluster.

ORA-25137: Data value out of range

Cause: Value from cast operand is larger than cast target size.

Action: Increase size of cast target.

ORA-25138: *string* initialization parameter has been made obsolete

Cause: An obsolete initialization parameter has been specified

Action: The system will come up, but parameters must be examined

ORA-25139: invalid option for CREATE TEMPORARY TABLESPACE

Cause: An invalid option appears.

Action: Specify one of the valid options: TEMPFILE, EXTENT MANAGEMENT LOCAL, UNIFORM

ORA-25140: *string* space policy cannot be specified for the *string* extent management

Cause: An invalid option appears.

Action: Make sure that for LOCAL extent management UNIFORM or AUTOALLOCATE is specified, and for DICTIONARY extent management UNIFORM or AUTOALLOCATE are not specified

ORA-25141: invalid EXTENT MANAGEMENT clause

Cause: An invalid option appears for EXTENT MANAGEMENT clause

Action: Specify one of the valid options: UNIFORM SIZE, AUTOALLOCATE

ORA-25142: default storage clause specified twice

Cause: default storage clause was specified twice for create tablespace

Action: Specify it once.

ORA-25143: default storage clause is not compatible with allocation policy

Cause: default storage clause was specified for a tablespace with AUTOALLOCATE or UNIFORM policy

Action: Omit the storage clause

ORA-25144: invalid option for CREATE TABLESPACE with TEMPORARY contents

Cause: An invalid option appears.

Action: Specify one of the valid options: EXTENT MANAGEMENT DICTIONARY, USER

ORA-25145: allocation policy already specified

Cause: In CREATE TABLESPACE, the allocation policy was specified more than once, for example, AUTOALLOCATE and UNIFORM.

Action: Remove all but one of the allocation policy specifications.

ORA-25146: EXTENT MANAGEMENT option already specified

Cause: In CREATE TABLESPACE, the EXTENT MANAGEMENT option was specified more than once.

Action: Remove all but one of the EXTENT MANAGEMENT specifications.

ORA-25147: UNIFORM SIZE value greater than maximum extent size

Cause: In CREATE/ALTER TABLESPACE, the value specified for the UNIFORM SIZE option was greater than the maximum extent size.

Action: Choose a lower value for the UNIFORM SIZE option.

ORA-25148: ONLINE option not permitted

Cause: An attempt was made to specify ONLINE for ALTER TABLE MOVE on a table that is not index-organized. The ONLINE option is currently supported only for index-organized tables.

Action: Remove the ONLINE option from the command.

ORA-25149: Columns of UROWID type may not be indexed

Cause: An attempt was made to create an index on a column of UROWID type

Action: Remove the column from the list of indexed columns

ORA-25150: ALTERING of extent parameters not permitted

Cause: An attempt was made to alter the extent parameters for a segment in a tablespace with autoallocate or uniform extent allocation policy.

Action: Remove the appropriate extent parameters from the command.

ORA-25151: Rollback Segment cannot be created in this tablespace

Cause: An attempt was made to create a rollback segment in a tablespace with autoallocate extent allocation policy.

Action: Specify a different tablespace for the rollback segment

ORA-25152: TEMPFILE cannot be dropped at this time

Cause: An attempt was made to drop a TEMPFILE being used by online users

Action: The TEMPFILE has been taken offline. Try again, later.

ORA-25153: Temporary Tablespace is Empty

Cause: An attempt was made to use space in a temporary tablespace with no files.

Action: Add files to the tablespace using ADD TEMPFILE command.

ORA-25154: column part of USING clause cannot have qualifier

Cause: Columns that are used for a named-join (either a NATURAL join or a join with a USING clause) cannot have an explicit qualifier.

Action: Remove the qualifier.

ORA-25155: column used in NATURAL join cannot have qualifier

Cause: Columns that are used for a named-join (either a NATURAL join or a join with a USING clause) cannot have an explicit qualifier.

Action: Remove the qualifier.

ORA-25156: old style outer join (+) cannot be used with ANSI joins

Cause: When a query block uses ANSI style joins, the old notation for specifying outer joins (+) cannot be used.

Action: Use ANSI style for specifying outer joins also.

ORA-25157: Specified block size *string* is not valid

Cause: An attempt was made to create a tablespace with a block size which is not supported.

Action: Specify one of the valid block sizes i.e the standard block size or one of (2k, 4k, 8k, 16k, 32k) subject to the maximum and minimum block sizes supported by the platform.

ORA-25158: Cannot specify RELY for foreign key if the associated primary key is NORELY

Cause: RELY is specified for the foreign key constraint, when the associated primary key constraint is NORELY.

Action: Change the option of the primary key also to RELY.

ORA-25159: Must specify a valid tablespace number

Cause: A valid tablespace number was missing.

Action: Specify a valid tablespace number.

ORA-25160: Must specify a valid relative data block address

Cause: A valid relative data block address was missing.

Action: Specify a valid relative data block address.

ORA-25161: Cannot have both DBA and RDBA options

Cause: Both the DBA and RDBA options were passed to ALTER SYSTEM DUMP REDO.

Action: Use either the DBA option or the RDBA option but not both.

ORA-25162: Must specify both RDBA MIN and RDBA MAX options

Cause: Only one RDBA option was passed to ALTER SYSTEM DUMP REDO.

Action: Specify both RDBA MIN and RDBA MAX.

ORA-25163: Invalid tablespace number or relative data block address

Cause: The relative data block address is invalid for the given tablespace number or the table space number is invalid.

Action: Specify a valid tablespace number or relative data block address.

ORA-25164: The tag expression is too complex.

Cause: The statement tag value was not specified using a simple expression.

Action: Reduce the complexity of the statement tag expression. For example, assign the tag expression to a variable and reference the variable in the error logging clause.

ORA-25165: number of passwords in statement exceeds maximum limit of *string*

Cause: The SQL statement had more passwords than the maximum limit allowed.

Action: Reconstruct the SQL statement to have a number of passwords less than or equal to the maximum allowed.

ORA-25175: no PRIMARY KEY constraint found

Cause: A PRIMARY KEY constraint must be defined for a table with this organization

Action: Define a PRIMARY KEY

ORA-25176: storage specification not permitted for primary key

Cause: Storage parameters cannot be defined for a PRIMARY KEY constraint for a table with this organization

Action: Remove storage specification for primary key

ORA-25177: UNRECOVERABLE option not permitted

Cause: The UNRECOVERABLE option may not be specified for a primary key for a table with this organization

Action: Remove UNRECOVERABLE option for primary key

ORA-25178: duplicate PCTTHRESHOLD storage option specification

Cause: The storage option PCTTHRESHOLD is specified more than once.

Action: Specify storage options at most once.

ORA-25179: invalid PCTTHRESHOLD storage option value

Cause: The specified value must be a positive integer.

Action: Specify an appropriate value.

ORA-25180: PCTTHRESHOLD only valid for certain table organizations

Cause: PCTTHRESHOLD can only be specified for tables with certain organizations.

Action: Remove the PCTTHRESHOLD option.

ORA-25181: missing ON keyword for NESTED INDEX

Cause: ON keyword required to specify nested index column nest

Action: Add ON keyword

ORA-25182: feature not currently available for index-organized tables

Cause: An attempt was made to use one or more of the following feature(s) not currently supported for index-organized tables: CREATE TABLE with LOB/BFILE/VARRAY columns, partitioning/PARALLEL/CREATE TABLE AS SELECT options, ALTER TABLE with ADD/MODIFY column options, CREATE INDEX

Action: Do not use the disallowed feature(s) in this release.

ORA-25183: index-organized table top index segment is in a different tablespace

Cause: An attempt was made to drop a tablespace which contains an index only table's overflow segment but not the top index segment"

Action: find index-organized tables which span the tablespace being dropped and some other tablespace(s). Drop these tables.

ORA-25184: column name expected

Cause: A column name is not present where required by the CREATE TABLE for specifying last column to be included in the index segment of the index-organized table

Action: Specify a column name where required by the syntax.

ORA-25185: index column other than last can not be specified for INCLUDE clause

Cause: An index column name other than the last is specified as including column

Action: Specify either a column name which is not part of index-organized table primary key index , or the last key column of the primary key for the INCLUDING clause.

ORA-25186: INCLUDING clause specified for index-organized table without OVERFLOW

Cause: INCLUDING clause of a CREATE TABLE is an valid option only for index-organized tables with OVERFLOW clause (at creation time) or if an OVERFLOW segment already exists (at ALTER time).

Action: Specify OVERFLOW clause for the index-organized table : For ALTER, perform ADD OVERFLOW first.

ORA-25187: specified exceptions table form incorrect

Cause: The specified table does not have the proper field definitions.

Action: Specify the correct table to use.

ORA-25188: cannot drop/disable/defer the primary key constraint for index-organized tables or sorted hash cluster

ORA-25189: illegal ALTER TABLE option for an index-organized table

Cause: While altering an index-organized table, an attempt was made to enter either the PCTFREE or PCTUSED value for IOT top index segment.

Action: Remove the illegal option(s).

ORA-25190: an index-organized table maintenance operation may not be combined with other operations

Cause: ALTER TABLE statement attempted to combine an index-organized table maintenance operation (e.g. changing physical attributes) with some other operation (e.g. ADD constraint) which is illegal

Action: Ensure that a index-organized table maintenance operation is the sole operation specified in ALTER TABLE statement;

ORA-25191: cannot reference overflow table of an index-organized table

Cause: An attempt to directly access the overflow table of an index-organized table

Action: Issue the statement against the parent index-organized table containing the specified overflow table.

ORA-25192: invalid option for an index-organized table

Cause: An attempt to specify one or more of the following options for an index-organized table: [NO]CACHE, NO LOGGING, CLUSTER

Action: Remove the illegal option(s)

ORA-25193: cannot use COMPRESS option for a single column key

Cause: An attempt to use COMPRESS option on single column key

Action: Remove the COMPRESS option.

ORA-25194: invalid COMPRESS prefix length value

Cause: The specified value must be a positive integer less than the number of key columns

Action: Specify an appropriate value.

ORA-25195: invalid option for index on an index-organized table

Cause: An attempt to specify one or more of the following options for index on an IOT: BITMAP, REVERSE, PCTUSED

Action: n/a

ORA-25196: keyword MOVE in ALTER TABLE MOVE must immediately follow table name

Cause: MOVE specified after one/more other ALTER options

Action: Change order of options, MOVE should be first Remove the illegal option(s)

ORA-25197: an overflow segment already exists for the indexed-organized table

Cause: An attempt was made to ADD OVERFLOW segment on an index-organized table that already has an overflow segment

Action: n/a

ORA-25198: partitioning method is not supported for index-organized table

Cause: An unsupported partitioning method was specified.

Action: Select a different partitioning scheme. Consult the documentation for supported partitioning methods.

ORA-25199: partitioning key of a index-organized table must be a subset of the primary key

Cause: An attempt to specify a partitioning key which is not a prefix of the primary key of the index-organized table

Action: Select a different partitioning key

ORA-25200: invalid value *string*, QUEUE_NAME should be [SCHEMA.]NAME

Cause: A NULL parameter was specified for QUEUE_NAME.

Action: Specify a non-NULL queue name.

ORA-25201: invalid value, VISIBILITY should be ON_COMMIT or IMMEDIATE

Cause: An invalid value specified for parameter VISIBILITY.

Action: Specify either ON_COMMIT or IMMEDIATE.

ORA-25202: invalid value NULL, *string* should be non-NULL

Cause: A NULL value was specified for the parameter.

Action: Specify a non-NULL value.

ORA-25203: invalid value *string*, DELAY should be non-negative

Cause: A negative value or NULL was specified for DELAY.

Action: Specify a non negative integer for DELAY.

ORA-25204: invalid value, SEQUENCE_DEVIATION should be BEFORE or TOP

Cause: An invalid SEQUENCE_DEVIATION was specified.

Action: Specify either the option 'BEFORE' or 'TOP'.

ORA-25205: the QUEUE *string.string* does not exist

Cause: The specified queue does not exist.

Action: Create the queue first before specifying it for enqueue or dequeue.

ORA-25206: enqueue failed, enqueue to exception queue *string.string* not permitted

Cause: An attempt was made to enqueue to an exception queue.

Action: Try enqueueing to another queue.

ORA-25207: enqueue failed, queue *string.string* is disabled from enqueueing

Cause: The queue has been stopped to prevent any further enqueueing.

Action: Enable the queue first by using an administrative operation.

ORA-25208: RELATIVE_MSGID must be specified if SEQUENCE_DEVIATION is BEFORE

Cause: A relative message identifier should be specified if sequence deviation is specified as BEFORE.

Action: Either specify an existing relative message identifier or don't specify sequence deviation as BEFORE.

ORA-25209: invalid value *string*, EXPIRATION should be non-negative or NEVER

Cause: The expiration is less than zero or NULL.

Action: Specify a valid value for expire_after which should be greater than or equal to zero or NEVER.

ORA-25210: invalid value for RELATIVE_MSGID, no message in queue with that msgid

Cause: No message in the queue with the msgid equal to the specified RELATIVE_MSGID.

Action: Try again with a valid RELATIVE_MSGID.

ORA-25211: invalid DELAY specified when using sequence deviation

Cause: The DELAY specified in the enqueue is greater than the delay of the message with the given relative message id.

Action: Set the DELAY to be less than or equal to the delay of the message with the given relative message id. If the TOP option is used the delay must be less than or equal to the delay of all the messages in the queue.

ORA-25212: invalid PRIORITY specified when using sequence deviation

Cause: The PRIORITY specified in the enqueue is less than the priority of the message with the given relative message id.

Action: Set the PRIORITY to be less than the delay of the message with the given relative message id. If the TOP option is used the priority must be greater than or equal to the priority of all the messages in the queue.

ORA-25213: message with specified RELATIVE_MSGID has been dequeued

Cause: The message specified by the RELATIVE_MSGID field in the sequence deviation BEFORE option has been dequeued.

Action: n/a

ORA-25214: cannot specify delay or expiration for enqueue to exception queue

Cause: A message was enqueued to the exception queue with either delay or expiration specified.

Action: Enqueue a message without delay or expiration.

ORA-25215: user_data type and queue type do not match

Cause: A user tries to enqueue an object to a queue that was created for objects of different type.

Action: Try enqueue again with an object of the right type.

ORA-25216: invalid recipient, either NAME or ADDRESS must be specified

Cause: Both attributes, NAME and ADDRESS, were specified null for one of the recipients in the recipient list.

Action: Specify a non-null NAME or ADDRESS for the recipient.

ORA-25217: enqueue failed, visibility must be IMMEDIATE for queue *string.string*

Cause: An attempt was made to enqueue to a non-persistent queue without setting visibility to IMMEDIATE.

Action: Set visibility to IMMEDIATE.

ORA-25218: enqueue failed, delay must be zero for queue *string.string*

Cause: An attempt was made to enqueue to a non-persistent queue with delay greater than zero seconds.

Action: Set delay to zero.

ORA-25219: enqueue failed, sequence deviation not allowed for queue *string.string*

Cause: An attempt was made to enqueue to a non-persistent queue with sequence deviation specified.

Action: Do not specify sequence deviation.

ORA-25220: enqueue failed, signature not specified for a non-repudiable queue

Cause: An attempt was made to enqueue to a non-repudiable queue without specifying the signature

Action: Give the signature

ORA-25221: enqueue failed, signature specified queue not supporting non-repudiation

Cause: An attempt was made to enqueue to a queue specifying the signature for a queue not supporting non-repudiation

Action: Remove the signature

ORA-25222: enqueue failed, complete sender info. not provided for a queue supporting non-repudiation

Cause: An attempt was made to enqueue to a queue without giving the complete sender information (name) for a queue supporting non-repudiation

Action: Provide the sender information

ORA-25223: user_data type used is not supported

Cause: An attempt was made to enqueue data into a non persistent queue that is of a type other than the supported raw or object type.

Action: Enqueue the message again with data of raw or object type.

ORA-25224: sender name must be specified for enqueue into secure queues

Cause: An attempt was made to enqueue into a secure queue without specifying a sender name.

Action: Enqueue the message with sender name specified.

ORA-25225: invalid value *string*, DEQUEUE_MODE should be REMOVE or BROWSE or LOCKED

Cause: An invalid parameter has been specified for DEQUEUE_MODE.

Action: Specify either REMOVE, BROWSE or LOCKED.

ORA-25226: dequeue failed, queue *string.string* is not enabled for dequeue

Cause: The queue has not been enabled for dequeue.

Action: Enable the queue using START_QUEUE.

ORA-25227: Propagation job *string* doesn't exist

Cause: The job doesn't exist in AQ\$_SCHEDULES or cache.

Action: n/a

ORA-25228: timeout or end-of-fetch during message dequeue from *string.string*

Cause: User-specified dequeue wait time has passed or the end of the queue has been reached but no message has been retrieved.

Action: Try dequeue again with the appropriate WAIT_TIME or the FIRST_MESSAGE option.

ORA-25229: error on transformation of message *string string*

Cause: There was an error when transforming a message at enqueue, dequeue or propagation time.

Action: Correct the transformation function.

ORA-25230: invalid value *string*, WAIT should be non-negative

Cause: A negative value has been specified for WAIT.

Action: specify a non negative value or FOREVER.

ORA-25231: cannot dequeue because CONSUMER_NAME not specified

Cause: A user tried to dequeue from a queue that has been created for multiple consumers but a CONSUMER_NAME was not been specified in the dequeue options.

Action: Specify the CONSUMER_NAME in the dequeue options.

ORA-25232: duplicate recipients specified for message

Cause: An enqueue was performed with duplicate queue agents in the recipients parameter.

Action: Remove the duplicate queue agent and retry the call.

ORA-25233: invalid parameter specified for NAVIGATION

Cause: An invalid parameter has been specified for NAVIGATION.

Action: Choose one of FIRST_MESSAGE, NEXT_MESSAGE or NEXT_TRANSACTION. Use FIRST_MESSAGE for dequeuing the first message that satisfies the criterion, NEXT_MESSAGE for dequeuing the next message that satisfies the criterion and NEXT_TRANSACTION for moving to a set of messages enqueued by another transaction.

ORA-25234: NEXT_TRANSACTION navigation option invalid for queue table *string.string*

Cause: The NEXT_TRANSACTION navigation option was used in a dequeue from a queue in a queue table that was not created for transactional grouping.

Action: Specify either FIRST_MESSAGE or NEXT_MESSAGE as the navigation option. If you want to dequeue messages using transactional grouping create the queue in a queue table that has transactional grouping enabled.

ORA-25235: fetched all messages in current transaction from *string.string*

Cause: The NEXT_TRANSACTION navigation option was used in a dequeue when there were no more messages that belong to the same transaction.

Action: Use the NEXT_TRANSACTION navigation option to move to the next also use the FIRST_MESSAGE option to start from the head of the queue again.

ORA-25236: buffer too small for user data

Cause: The variable or buffer used for the out parameter payload is too small for the user data dequeued.

Action: Increase the size of the buffer or the size of the variable. Maximum size allowed is 32K.

ORA-25237: navigation option used out of sequence

Cause: The NEXT_MESSAGE or NEXT_TRANSACTION option was specified after dequeuing all the messages.

Action: Reset the dequeuing position using the FIRST_MESSAGE navigation option and then specify the NEXT_MESSAGE or NEXT_TRANSACTION option.

ORA-25238: too many recipients specified for message destination *string*

Cause: An ENQUEUE was performed with more than 32 recipients for the given destination (address).

Action: Reduce the number of recipients to 32 or less, and retry the call.

ORA-25239: message ID not supplied when dequeuing from exception queue *string.string*

Cause: An attempt was made to dequeue from a release 8.0-compatible exception queue without including a message ID in the dequeue options.

Action: Check the application to ensure that the queue name has been specified correctly. If the queue name is correct supply a message ID when dequeuing from a release 8.0-compatible exception queue. Otherwise, upgrade the queue_table containing the queue to release 8.1-compatible using the DBMS_AQADM.MIGRATE_QUEUE_TABLE procedure.

ORA-25240: message ID and dequeue condition/correlation ID specified in dequeue options

Cause: An attempt was made to dequeue by including both a message ID and a dequeue condition/correlation ID in the dequeue options. In the dequeue options, you are permitted to specify either message ID or dequeue condition/correlation ID, or neither.

Action: To dequeue a message, specify a message ID or a dequeue condition/correlation ID in the dequeue options, but do not specify both. If you want to dequeue in the queue's sort order, then do not specify either the message ID or dequeue condition/correlation ID in the dequeue options.

ORA-25241: cannot change correlation ID from *string* to *string* without FIRST_MESSAGE option

Cause: An attempt was made to change the correlation ID while using the NEXT_MESSAGE or NEXT_TRANSACTION option for dequeuing.

Action: To use a correlation ID that is different from the previous dequeue call, reset the dequeuing position by using the FIRST_MESSAGE navigation option.

ORA-25242: cannot change subscriber name from *string* to *string* without FIRST_MESSAGE option

Cause: An attempt was made to change the subscriber name while using the NEXT_MESSAGE or NEXT_TRANSACTION option for dequeuing.

Action: To use a subscriber name that is different from the previous dequeue call, reset the dequeuing position by using the FIRST_MESSAGE navigation option.

ORA-25243: CONSUMER_NAME cannot be specified when dequeuing from exception queue *string.string*

Cause: An attempt was made to dequeue from an exception queue by specifying the CONSUMER_NAME in the dequeue options. CONSUMER_NAME can only be specified when dequeuing from a normal queue created for multiple consumers.

Action: Specify only the message id in the dequeue options to dequeue a message from an exception queue.

ORA-25244: dequeue index key not found, QUEUE *string*, rowid *string*

Cause: An internal error was encountered. There may be an inconsistency in the queue table index.

Action: Contact your Oracle customer support representative. You may need to provide the trace file and information about reproducing the error.

ORA-25245: agent name cannot be specified if address is a single-consumer queue or an exception queue

Cause: The agent name for the agent in the LISTEN call was specified when the agent address was a single-consumer queue or an exception queue.

Action: Do not specify the agent name.

ORA-25246: listen failed, the address *string* is an 8.0 style exception queue

Cause: An 8.0 style exception queue was specified in the agent-list for the LISTEN call.

Action: Specify a normal 8.0 style queue or an 8.1 style queue in the agent-list.

ORA-25247: *string* is not a recipient of specified message

Cause: The consumer name specified in the dequeue options is not a recipient of the message specified by the message id.

Action: Ensure that the agent specified by the consumer name is a recipient of the message specified by the message id.

ORA-25248: duplicate agent specified in the agent list

Cause: An agent was specified more than once in the agent list of the LISTEN call.

Action: Remove the duplicate agent specification(s), and retry the call.

ORA-25249: dequeue failed, dequeue not allowed for queue *string.string*

Cause: An attempt was made to dequeue from a non-persistent queue.

Action: Dequeue from a different queue.

ORA-25250: Cannot specify a remote recipient for the message

Cause: A recipient for the message enqueued to a non-persistent queue had a non-local address.

Action: Do not specify the address field or specify the queue which is the target of the enqueue

ORA-25251: exceeded maximum number of recipients for message

Cause: An attempt was made to issue an ENQUEUE call that exceeded the the maximum number (1024) of recipients per message.

Action: Reduce the number of recipients to 1024 or less, and retry the call.

ORA-25252: listen failed, the address *string* is a non-persistent queue

Cause: A non-persistent queue was specified as an address for an agent in the LISTEN call.

Action: Specify a normal queue as address for the agent, and retry the the LISTEN call.

ORA-25253: listen failed, queue *string.string* is not enabled for dequeue

Cause: An attempt was made to specify a queue that is not enabled for dequeue in a LISTEN call.

Action: Enable the queue for dequeue using START_QUEUE, and retry the LISTEN call.

ORA-25254: time-out in LISTEN while waiting for a message

Cause: The specified wait time has elapsed and there were no messages for any of the agents in the agent-list.

Action: Try the LISTEN call with an appropriate time-out.

ORA-25255: incorrect subscription string *string*

Cause: An incorrect subscription string was specified with OCIRegister.

Action: Specify a subscription string using the [CONSUMER:]SCHEMA.QUEUE form.

ORA-25256: consumer cannot be specified with a single-consumer queue or an exception queue

Cause: An attempt was made to specify a consumer in the subscription string when registering for notification on a single-consumer queue or an exception queue.

Action: Do not specify the consumer in the subscription string.

ORA-25257: consumer must be specified with a multi-consumer queue

Cause: An attempt was made to register on a multi-consumer queue without specifying a consumer in the subscription string.

Action: Specify a consumer in the subscription string.

ORA-25258: cannot register for notifications on an 8.0 style exception queue

Cause: An attempt was made to specify an 8.0 style exception queue in the subscription string of OCIRegister.

Action: Specify a normal queue or a non-persistent queue.

ORA-25259: cannot specify protocol for agent

Cause: The user specified the protocol attribute for an agent in the agent list.

Action: Do not specify the protocol attribute of the agent object type.

ORA-25260: AQ latch cleanup testing event

Cause: N/A.

Action: event used for AQ statistics latch cleanup testing.

ORA-25261: JOB_QUEUE_PROCESSES must be at least 2 for AQ propagation

Cause: AQ Propagator encountered a setting for JOB_QUEUE_PROCESSES that is insufficient for AQ propagation.

Action: Set the number of JOB_QUEUE_PROCESSES to at least 2 for AQ propagation.

ORA-25262: agent name cannot be NULL if address is a multi-consumer queue

Cause: The name for the agent in the LISTEN call was not specified when the agent address was a multi-consumer queue.

Action: Specify a non-NULL name for the agent.

ORA-25263: no message in queue *string.string* with message ID *string*

Cause: An attempt was made to dequeue a message with a specific message ID, but no such message exists in the queue.

Action: Try dequeue again with a valid message ID.

ORA-25264: cant get signature for this queue

Cause: An attempt was made to dequeue the signature from this queue, which is not receiver non-repudiable.

Action: Try dequeue again without the get signature option

ORA-25265: specified signature for a queue which does not support receiver non-repudiation

Cause: An attempt was made to dequeue the message from a queue which does not support receiver non-repudiation, but the signature was specified for verification

Action: Try dequeue again without the signature

ORA-25266: didnt try to dequeue by message id. with the signature

Cause: The signature was specified for a queue, but the dequeue was not done by message id.

Action: Try dequeue again by message id.

ORA-25267: didnt specify the signature for a receiver non-repudiable queue

Cause: The signature was not specified for a receiver non-repudiable queue

Action: Try dequeue again along with the signature

ORA-25268: didnt dequeue in browse mode with get signature option

Cause: The dequeue was not performed in browse mode with get signature option

Action: Try dequeue again in browse mode

ORA-25269: cant specify signature with get signature option

Cause: The signature is not required for the dequeue with get signature option

Action: Try dequeue again without the signature in dequeue options

ORA-25270: sender info does not match with the actual sender of the message

Cause: The sender info. and the message id. do not match

Action: Provide the right sender info. Try dequeue again without the signature in dequeue options

ORA-25271: queue table not found for the given queue

Cause: The queue table does not exist for the given queue

Action: Provide the right queue name

ORA-25272: Signature does not exist for the given receiver and message id.

Cause: Signature does not exist for the given receiver and message id.

Action: Check the message id. and the receiver's information

ORA-25273: AQ QMN process alternate cleanup event

Cause: N/A.

Action: event used for AQ QMN alternate cleanup mode.

ORA-25274: AQ Buffered Queue event

Cause: N/A.

Action: event used for AQ Buffered Queue mode.

ORA-25276: table specified is not a queue table

Cause: An invalid queue table name is specified.

Action: Check the dictionary views to see if the table is a queue table.

ORA-25277: cannot grant or revoke object privilege on release 8.0 compatible queues

Cause: An attempt was made to grant or revoke object privilege on release 8.0 style queues.

Action: Convert the release 8.0 compatible queue table to release 8.1 compatible using DBMS_AQADM.MIGRATE_QUEUE_TABLE before granting or revoking object privilege.

ORA-25278: grantee name cannot be NULL

Cause: An attempt was made to specify NULL for the grantee parameter.

Action: Specify a valid grantee parameter.

ORA-25279: dequeue as select not supported before 8.2

Cause: Dequeue as select not supported before 8.2.

Action: Dont use select condition while dequeuing

ORA-25280: complete sender information not provided to non-repudiate sender

Cause: complete sender information not provided to non-repudiate sender

Action: Provide the complete sender information

ORA-25281: complete receiver information not provided to non-repudiate receiver

Cause: complete receiver information not provided to non-repudiate receiver

Action: Provide the complete receiver information

ORA-25282: message id. not provided for non-repudiation

Cause: message id. was not provided

Action: Provide the message id.

ORA-25283: either agent's name or address needed for non-repudiation

Cause: neither agent's name nor address provided for non-repudiation"

Action: Provide the agent info.

ORA-25284: Invalid value *string* for *string*

Cause: An Invalid value or NULL was specified for the parameter.

Action: Check the documentation for valid values.

ORA-25285: Invalid value *string* for *array_mode*

Cause: An Invalid value or NULL was specified for the *array_mode*.

Action: Check the documentation for valid values.

ORA-25286: Invalid number of elements in the message properties array

Cause: Number of elements in the message properties array do not match the number of elements in the payload array.

Action: Create a message property array with one element (that applies for all the elements in the payload array) or create a message property array with the same number of elements as there are in the payload array.

ORA-25287: Invalid value *string*, *string* should be non-negative

Cause: An Invalid value or NULL was specified for the parameter.

Action: Specify a non negative integer.

ORA-25288: AQ HTTP propagation encountered error, status-code *number*, *string*

Cause: AQ propagation's HTTP request to the propagation servlet at the specified address encountered an error

Action: Specify a valid address in the connect string of the propagation destination dblink, the dblink user has the correct permissions, check if the AQ propagation servlet was properly installed.

ORA-25289: Buffer Already Exists

Cause: Buffer already exists for the specified queue.

Action: None

ORA-25290: Cannot complete operation on queue *string* with existing messages

Cause: Queue already has messages. Cannot complete operation

Action: Truncate the queue before adding/dropping a buffer

ORA-25291: Buffer does not exist for the specified queue

Cause: Buffer does not exist for the specified queue

Action: Operation on the buffer cannot be performed. create the buffer

ORA-25292: Buffer operations are not supported on the queue

Cause: Buffer operations are not supported on the specified queue type

Action: Buffered operations are only supported on to 8.1 style queues, which do not have transaction grouping.

ORA-25293: Lob attributes must be null for buffered operations

Cause: Enqueue of a buffered message with a non-null lob attribute was attempted

Action: Set the lob attributes to null before enqueueing the buffered message

ORA-25294: Cannot propagate user buffered messages to a database with version lower than 10.2

Cause: Propagation of user buffered messages was attempted to a database with version lower than 10.2.

Action: Do not propagate buffered messages to the database.

ORA-25295: Subscriber is not allowed to dequeue buffered messages

Cause: Subscriber is only allowed to dequeue persistent messages

Action: Drop the subscriber and re-create it, or dequeue only persistent messages for the subscriber

ORA-25296: Queue Table *string* has a buffered queue *string*

Cause: Buffered message was enqueue by specifying delay or sequence deviation.

Action: Do not specify delay of sequence deviation when enqueueing buffered messages.

ORA-25298: Only immediate visibility mode supported for buffered message enqueue or dequeue

Cause: A visibility of dbms_aq.ON_COMMIT was supplied with the buffered message enqueue or dequeue

Action: Supply a visibility of dbms_aq.IMMEDIATE

ORA-25299: Invalid message delivery_mode

Cause: Invalid value was specified for delivery mode

Action: Specify dbms_aq.BUFFERED or dbms_aq.PERSISTENT during Enqueue or dbms_aq.BUFFERED, dbms_aq.PERSISTENT or dbms_aq.PERSISTENT_OR_BUFFERED during Dequeue and Listen.

ORA-25300: Cannot drop buffer for queue with buffered subscribers

Cause: Cannot drop buffer for queue with buffered subscribers

Action: Either drop buffered subscribers or forcibly drop the buffer

ORA-25301: Cannot enqueue or dequeue user buffered messages to a database with version lower than 10.2

Cause: Enqueue or dequeue of user buffered messages was attempted to queues in a database with version lower than 10.2.

Action: Do not attempt to enqueue or dequeue user buffered messages.

ORA-25302: Operation not possible for non-buffered queue *string*

Cause: Last enqd/ackd message is only supported for buffered queues

Action: The operation is not supported.

ORA-25303: Buffered operation allowed only on the owner instance

Cause: Operation was not performed on the owner instance.

Action: Perform operation on the owner instance.

ORA-25304: Cannot use priority order queues for capture LCRs

Cause: Capture LCRs can only use commit time or enqueue time ordered queues.

Action: Use the appropriate type of queue for captured LCRs.

ORA-25305: enqueue failed, expiration must be zero for queue *string.string*

Cause: An attempt was made to enqueue to a buffered queue with expiration greater than zero seconds.

Action: Set expiration to zero.

ORA-25306: Cannot connect to buffered queue's owner instance

Cause: cannot connect to the owner instance of the buffered queue

Action: set listener information in REMOTE_LISTENERS or LOCAL_LISTENERS initialization parameter.

ORA-25307: Enqueue rate too high, flow control enabled

Cause: Subscribers could not keep pace with the enqueue rate.

Action: Try enqueue after waiting for some time.

ORA-25310: Subscriber is Notification only; dequeue not supported

Cause: Notification only subscribers are not allowed to dequeue.

Action: Recreate subscriber if necessary.

ORA-25311: *string* not supported for non-persistent queue

Cause: Specified QOS is not supported for non-persistent queues.

Action: Specify the right QOS.

ORA-25312: Cannot specify nonzero sender protocol

Cause: Sender protocol was specified during an enqueue operation.

Action: Specify the enqueue sender protocol as null or zero.

ORA-25313: a queue may not subscribe to itself for propagation

Cause: The specified subscriber had a NULL name and an address equal to the queue name.

Action: Provide a valid subscriber and retry the operation.

ORA-25314: a commit-time queue table cannot be migrated to 8.0

Cause: An attempt was made to migrate a commit-time queue table to an unsupported compatibility level.

Action: Provide an appropriate compatibility level, and retry the operation.

ORA-25315: unsupported configuration for propagation of buffered messages

Cause: An attempt was made to propagate buffered messages with the database link pointing to an instance in the destination database which is not the owner instance of the destination queue.

Action: Use queue to queue propagation for buffered messages.

ORA-25316: Late in the current transaction to begin an Enqueue/Dequeue operation

Cause: Check if the Enqueue/Dequeue operation is performed via triggers on Materialized Views which isn't supported.

Action: Triggers on materialized views aren't supported. Workarounds are on-demand materialized views or execution of trigger code within an autonomous txn.

ORA-25317: Propagation stopped because of instance shutdown

Cause: A propagation job has stopped because the instance is shutting down.

Action: No user action is required.

ORA-25318: Propagation stopped because of instance affinity change

Cause: A propagation job has stopped because its instance affinity has changed.

Action: No user action is required. The job will restart on the appropriate instance.

ORA-25319: Queue table repartitioning aborted

Cause: During instance restart in an Oracle RAC environment, queue table repartitioning aborted due to errors.

Action: Look at the incident generated for this error and report the problem to Oracle Support Services.

ORA-25320: Failed to create, alter, or remove Subscriber

Cause: There is a pending enqueue or dequeue operation on this queue from the same session.

Action: Either COMMIT or ROLLBACK pending enqueue or dequeue operation before attempting to create, alter, or remove the subscriber.

ORA-25321: enqueue failed, user property specified but queue *string.string* is not an 8.1 style queue

Cause: user properties can only be specified when enqueueing into 8.1 style queues.

Action: Specify an 8.1 style queue or pass user property as NULL.

ORA-25322: message priority is out of range

Cause: The message priority range of 0 to 9 was exceeded.

Action: Set the message priority in the range of 0 to 9.

ORA-25326: Array *string* operation failed for message at index *string*

Cause: Array operation fails for the message at specified index. Look at the remainder of the error stack to see what the problem was.

Action: Fix cause of error and retry array operation.

ORA-25327: Array size is invalid

Cause: Array size must be a positive, non-zero integer.

Action: Use corrected array size and retry array operation.

ORA-25328: *string* argument size *string* is smaller than array size

Cause: The size of the argument is smaller than the given array size.

Action: Lower array size or use a larger sized input argument.

ORA-25329: AQ array operations not allowed on 8.0 queues

Cause: An array enqueue/dequeue was attempted on an 8.0 queue.

Action: Use single enqueue/dequeue with this queue.

ORA-25330: PL/SQL associative arrays may not be used with AQ array operations

Cause: A PL/SQL associative array was provided for the payload parameter in an enqueue/dequeue array operation.

Action: Use VARRAY or NESTED TABLE types with AQ array operations.

ORA-25331: cannot downgrade because there are commit-time queue tables

Cause: An attempt was made to downgrade a database that has commit-time queue tables.

Action: Drop all commit-time queue tables before attempting the downgrade.

ORA-25332: Invalid release value *string* for queue table compatible parameter

Cause: The release level given for the queue table compatible parameter is invalid

Action: Specify a valid release value for the queue table compatible parameter

ORA-25333: Buffered Queue to Queue propagation did not connect to the correct instance

Cause: Queue to Queue propagation for buffered messages didn't connect to the correct instance, most likely because service was not started for the destination queue.

Action: No user action is required. Propagation will start the service for the destination queue and retry.

ORA-25334: Buffered propagation must restart as the destination queue was recreated/moved

Cause: Buffered propagation destination queue was recreated or its ownership was moved to another instance during propagation.

Action: No user action is required. Propagation will reinitialize its metadata and retry.

ORA-25335: AQ array operations not allowed for buffered messages

Cause: An array enqueue/dequeue was attempted for buffered messages

Action: Use single enqueue/dequeue for buffered messages or an array size of one.

ORA-25336: Cannot contact instance *string* during Streams AQ operation

Cause: The specified instance was not responding to AQ requests.

Action: Set parameter `aq_tm_processes` to a non-zero value. If the problem persists, contact Oracle Support Services.

ORA-25337: Cannot propagate in queue-to-queue mode to a database with version lower than 10.2

Cause: Remote subscriber with `queue_to_queue` mode set to TRUE was added. The remote subscriber is on a database version lower than 10.2. Propagation was scheduled to a destination database with version lower than 10.2.

Action: Remove the remote subscriber with `queue_to_queue` mode and add the subscriber back with `queue_to_queue` set to FALSE. Unschedule the queue-to-queue propagation and schedule propagation in queue-to-dblink mode.

ORA-25338: operation '*string*' is not allowed for sync_capture '*string*'

Cause: An attempt was made to execute the specified operation for a `sync_capture` process.

Action: Remove the offending call.

ORA-25339: STREAMS '*string*' must be sync_capture

Cause: The specified capture STREAMS did not exist or was not a `sync_capture` process.

Action: Remove the offending call.

ORA-25340: must use commit-time queue for sync_capture

Cause: An attempt was made to create a `sync_capture` without using a commit-time queue.

Action: Rerun statement with a commit-time queue.

ORA-25341: sync_capture does not support "string"."string" because of the following reason:

Cause: sync_capture encountered a table with an unsupported property. The most common reason is an unsupported column data type.

Action: Revise the Capture rules to skip over the table in question. One option is to remove the rule that captures changes from the unsupported table. Check DBA_STREAMS_TABLE_RULES to determine the rule on the table specified in the error. Also query the DBA_STREAMS_UNSUPPORTED view to determine which tables are not supported by STREAMS and for what reason. For potential workarounds to certain unsupported properties, see Metalink.

ORA-25342: cannot downgrade because there are apply processes for user buffered messages

Cause: An attempt was made to downgrade a database that has apply process for user-buffered messages.

Action: Drop all the apply processes for user-buffered messages before attempting the downgrade.

ORA-25343: Streams error queue cannot be exported

Cause: An attempt was made to export a database that has apply errors.

Action: Delete or reexecute errors before attempting the export.

ORA-25344: statement has bind variables

Cause: Current API could not handle a statement with bind variables.

Action: Use alternative API which handles bind variables.

ORA-25345: requested AQ minimum Oracle Streams Pool size *string* greater than Oracle Streams Pool size *string*

Cause: The minimum value requested for the Oracle Streams Advanced Queuing (AQ) pool size was greater than the Oracle Streams pool size.

Action: Set the minimum value for the Oracle Streams AQ pool size to less than or equal to the Oracle Streams pool size.

ORA-25346: requested AQ maximum Oracle Streams Pool size *string* less than AQ minimum Oracle Streams Pool size *string*

Cause: The maximum value requested for the Oracle Streams Advanced Queuing (AQ) pool size was less than the minimum value of the Oracle Streams (AQ) pool size.

Action: Set the maximum value for the Oracle Streams AQ pool size to greater than or equal to the minimum value of the Oracle Streams AQ pool size.

ORA-25350: maximum number of concurrent transaction branches exceeded

Cause: the limit on the number of concurrent transaction branches has been reached

Action: Increase the INIT.ORA parameter 'transactions' and restart the system.

ORA-25351: transaction is currently in use

Cause: The transaction is currently used by a different session.

Action: Do not switch to a transaction attached to some other session.

ORA-25352: no current transaction

Cause: The user session is not attached to any transaction.

Action: Do not attempt to detach when there is no current transaction.

ORA-25353: branch marked for deletion

Cause: The branch specified cannot be killed immediately because another session is using the branch, but it has been marked for kill. This means it will be deleted as soon as possible after the current uninterruptable operation is completed.

Action: No action is required for the branch to be deleted.

ORA-25401: can not continue fetches

Cause: A failure occurred since the last fetch on this statement. Failover was unable to bring the statement to its original state to allow continued fetches.

Action: Reexecute the statement and start fetching from the beginning

ORA-25402: transaction must roll back

Cause: A failure occurred while a transaction was active on this connection.

Action: The client must roll back.

ORA-25403: could not reconnect

Cause: The connection to the database has been lost, and attempts to reconnect have failed.

Action: Manually reconnect.

ORA-25405: transaction status unknown

Cause: A failure occurred while a transaction was attempting to commit. Failover could not automatically determine instance status.

Action: The user must determine the transaction's status manually.

ORA-25406: could not generate a connect address

Cause: Failover was unable to generate an address for a backup instance.

Action: Contact Oracle customer support.

ORA-25408: can not safely replay call

Cause: The connection was lost while doing this call. It may not be safe to replay it after failover.

Action: Check to see if the results of the call have taken place, and then replay it if desired.

ORA-25409: failover happened during the network operation, cannot continue

Cause: The connection was lost when fetching a LOB column.

Action: Failover happened when fetching LOB data directly or indirectly. Please replay the top level statement.

ORA-25410: Application requested failover retry

Cause: The application failover callback requested failover retry.

Action: None. Informational only.

ORA-25411: transaction replay was not successful

Cause: Replay was not able to restore the transaction state to match the pre-failover state.

Action: Manually determine if it is safe to resubmit the transaction.

ORA-25412: transaction replay disabled by call to *string*

Cause: The application called an Oracle Call Interface (OCI) function that is not supported with transactional failover.

Action: Manually recover the pending transaction.

ORA-25413: transaction replay disabled by user request

Cause: The application explicitly disabled transaction replay by setting attribute OCI_ATTR_TRANSACTIONAL_TAF=FALSE.

Action: This message is informational only.

ORA-25414: Uncommitted transaction detected after TAF callback.

Cause: The Transparent Application Failover (TAF) callback started a transaction and did not commit or rollback prior to exiting.

Action: End the transaction with a COMMIT or a ROLLBACK prior to exiting the TAF callback.

ORA-25415: OCI Transaction TAF replay initiation timeout exceeded.

Cause: Oracle Call Interface (OCI) Transaction TAF replay was attempted after REPLAY_INITIATION_TIMEOUT expired. The value for REPLAY_INITIATION_TIMEOUT is configured for the service to which the application is connected.

Action: Manually recover the pending transaction.

ORA-25416: Retry current call

Cause: Failover successfully recovered an in-flight transaction

Action: Re-execute the current call

ORA-25417: replay disabled; call (*string*) too large to record

Cause: Oracle Call Interface (OCI) Application Continuity replay was attempted after a large call that could not be recorded due to excessive memory requirements.

Action: Break up the call into smaller pieces and retry failover, or manually retry the user operation.

ORA-25418: transaction replay disabled by the use of object type in function *string*

Cause: The application used an Oracle Call Interface (OCI) object type that is not supported with transactional failover.

Action: Manually recover the pending transaction.

ORA-25419: transaction replay disabled in function *string* by the use of unsupported type *string*

Cause: The application used an Oracle Call Interface (OCI) type that is not supported with transactional failover.

Action: Manually recover the pending transaction.

ORA-25425: connection lost during rollback

Cause: The connection was lost while issuing a rollback and the application failed over.

Action: The connection was lost and failover happened during rollback. If the transaction is not externally coordinated, then Oracle implicitly rolled back, so no action is required. Otherwise examine pending_trans\$ to determine if "rollback force" is required.

ORA-25426: remote instance does not support shared dblinks

Cause: A shared dblink is being used to connect to a remote instance that does not support this feature because it is an older version.

Action: Use a normal dblink if you need to connect to this instance.

ORA-25427: cannot downgrade database links after database link data dictionary has been upgraded

Cause: An attempt was made to downgrade after the upgrade of the database link data dictionary.

Action: Drop the database links before attempting the downgrade.

ORA-25428: authentication failure while connecting through database link

Cause: An attempt to connect using the database link failed.

Action: Ensure connection details for the database link are correct.

ORA-25429: Break request cannot be propagated over shared database link.

Cause: No call in progress over shared database link.

Action: No action required. This is an informational message only.

ORA-25430: connected user database links are not supported in proxy session

Cause: A connected user database link is being used to connect to a remote database from a proxy user session.

Action: No action required. This was an informational message only.

ORA-25431: Connection with protocol *string* is disallowed by the outbound_dblink_protocols parameter.

Cause: An attempt to connect using the database link failed because the network protocol used for the database link is disallowed.

Action: Either set the value of the `outbound_dblink_protocols` initialization parameter appropriately to include the required protocol or change the protocol used by the database link to conform to the protocols allowed by the `outbound_dblink_protocols` parameter.

ORA-25433: User *string* does not have INHERIT REMOTE PRIVILEGES privilege on connected user *string*.

Cause: An attempt was made to use a connected user database link inside a definer's rights function, procedure or view, and the owner of the function, procedure or view lacked INHERIT REMOTE PRIVILEGES privilege on the connected user.

Action: Either do not start the function, procedure or view, or grant the owner of the function, procedure or view INHERIT REMOTE PRIVILEGES privilege on the connected user.

ORA-25434: Connected user database link usage by the common user *string* is not allowed.

Cause: The `COMMON_SCHEMA_ACCESS` lockdown profile feature was disabled.

Action: Either do not use the database link as a common user or have the administrator enable `COMMON_SCHEMA_ACCESS` lockdown profile feature.

ORA-25436: invalid table alias: *string*

Cause: An attempt to evaluate was made, which failed because one of the table values specified had an invalid alias.

Action: Check the valid table aliases in the evaluation context, and try again with a valid alias.

ORA-25437: duplicate table value for table alias: *string*

Cause: An attempt to evaluate was made, which failed because some of the table values specified had the same table alias.

Action: Check the table values specified, and try again with only one value per table.

ORA-25438: invalid variable name: *string*

Cause: An attempt to evaluate was made, which failed because one of the variable values specified had an invalid name.

Action: Check the valid variable names in the evaluation context, and try again with a valid name.

ORA-25439: duplicate variable value for variable: *string*

Cause: An attempt to evaluate was made, which failed because some of the variable values specified had the same variable name.

Action: Check the variable names specified, and try again with only one value per variable.

ORA-25440: invalid table alias: *string*

Cause: An attempt to evaluate was made, which failed because one of the column values specified had an invalid table alias.

Action: Check the valid table aliases in the evaluation context, and try again with a valid name.

ORA-25441: duplicate column value for table alias: *string*

Cause: An attempt to evaluate was made, which failed because one of the column values supplied a value for a table alias, which already had a table value supplied.

Action: Check the table and column values specified, and try again with either a table value or column values for each table alias.

ORA-25442: too many column values for table alias: *string*

Cause: An attempt to evaluate was made, which failed because too many column values were supplied for the specified table alias.

Action: Check the column values specified, and try again with the right number of column values.

ORA-25443: duplicate column value for table alias: *string*, column number: *string*

Cause: An attempt to evaluate was made, which failed because duplicate column values were supplied for the specified table alias and column number.

Action: Check the column values specified, and try again with only one column value for each table alias, and column number.

ORA-25444: invalid ROWID: *string* for table alias: *string*

Cause: An attempt to evaluate was made, which failed because an invalid ROWID was supplied for the specified table alias.

Action: Check the column values specified, and try again with only one column value for each table alias, and column number.

ORA-25445: invalid column number: *string* for table alias: *string*

Cause: An attempt to evaluate was made, which failed because an invalid column number was supplied for the specified table alias as a part of a column value.

Action: Check the column values specified, and try again with a valid column number.

ORA-25446: duplicate column value for table alias: *string*, column: *string*

Cause: An attempt to evaluate was made, which failed because duplicate column values were supplied for the specified table alias and column name.

Action: Check the column values specified, and try again with only one column value for each table alias, and column name.

ORA-25447: encountered errors during evaluation of rule *string.string*

Cause: An attempt to evaluate was made, which failed during the evaluation of the specified rule.

Action: Check the rule and the values passed to evaluate, and try again with valid values.

ORA-25448: The *string string.string* has errors.

Cause: An attempt to load the specified rule or expression failed due to errors in the rule or expression.

Action: Check the rule or expression and retry the operation.

ORA-25449: invalid variable name: *string*

Cause: An attempt to evaluate was made, which failed because one of the attribute values specified had an invalid variable name.

Action: Check the valid variable names in the evaluation context, and try again with a valid name.

ORA-25450: error *string* during evaluation of rule set *string.string*

Cause: The specified error occurred during evaluation of the rule set.

Action: Check the error and take appropriate action.

ORA-25451: too many attribute values for variable: *string*

Cause: An attempt to evaluate was made, which failed because too many attribute values were supplied for the specified variable.

Action: Check the attribute values specified, and try again with the right number of attribute values.

ORA-25452: duplicate attribute value for variable: *string*, attribute: *string*

Cause: An attempt to evaluate was made, which failed because duplicate attribute values were supplied for the specified variable and attribute name.

Action: Check the attribute values specified, and try again with only one attribute value for each variable, and attribute name.

ORA-25453: invalid iterator: *string*

Cause: An attempt to get rule hits or to close an iterator was made, which failed because an invalid iterator was passed in.

Action: Check the iterator, and try again with a valid iterator.

ORA-25454: error during evaluation of rule set: *string.string* for iterator: *string*
Cause: An attempt to get rule hits for an iterator was made, which failed because of an error in evaluation of the specified rule set.

Action: Check the validity of the rule set and try again.

ORA-25455: evaluation error for rule set: *string.string*, evaluation context: *string.string*

Cause: An attempt to evaluate the specified rule set using the evaluation context specified failed due to some errors.

Action: Check additional errors signalled to determine the problem.

ORA-25456: rule set was modified or evaluation terminated for iterator: *string*

Cause: An attempt to get rule hits was made, which failed because the underlying rule set was modified after the iterator was returned.

Action: Try again after re-evaluating the rule set.

ORA-25457: evaluation function *string* returns failure

Cause: The specified evaluation function returned a failure during evaluation, causing evaluation to terminate.

Action: Check arguments to evaluate and retry.

ORA-25458: Value not supplied for *string string*

Cause: Variable or table column values were not supplied for evaluation.

Action: Supply all the required variable and column data points for Independent Expression Evaluation.

ORA-25459: Data conversion for *string string* failed

Cause: The attempt to convert data to the data type of the variable or column failed.

Action: Supply the correct data for variable or column.

ORA-25461: rule set not specified

Cause: An attempt to evaluate was made, which failed because the ruleset name specified was null.

Action: Check the rule set name, and try again with a valid name.

ORA-25462: evaluation context not specified

Cause: An attempt to evaluate was made, which failed because the evaluation context specified was null.

Action: Check the evaluation context name, and try again with a valid name.

ORA-25463: table alias not specified

Cause: An attempt to evaluate was made, which failed because one of the table values specified had a NULL alias name.

Action: Check the list of table values, and try again with a valid alias name.

ORA-25464: ROWID not specified for table alias: *string*

Cause: An attempt to evaluate was made, which failed because the table value for the specified table alias had a NULL ROWID.

Action: Check the list of table values, and try again with a valid ROWID.

ORA-25465: variable name not specified

Cause: An attempt to evaluate was made, which failed because one of the variable values specified had a NULL variable name.

Action: Check the list of variable values, and try again with a valid variable name.

ORA-25466: data not specified for variable name: *string*

Cause: An attempt to evaluate was made, which failed because the variable value for the specified variable name had NULL data.

Action: Check the list of variable values, and try again with valid data.

ORA-25467: table alias not specified

Cause: An attempt to evaluate was made, which failed because one of the column values specified had a NULL alias name.

Action: Check the list of column values, and try again with a valid alias name.

ORA-25468: column name not specified for alias: *string*

Cause: An attempt to evaluate was made, which failed because one of the column values for the specified alias name had a NULL column name.

Action: Check the list of column values, and try again with a valid column name.

ORA-25469: data not specified for alias: *string* column name: *string*

Cause: An attempt to evaluate was made, which failed because the column value for the specified alias and column name had NULL data.

Action: Check the list of column values, and try again with valid data.

ORA-25470: duplicate attribute value for variable: *string*

Cause: An attempt to evaluate was made, which failed because one of the attribute values supplied a value for a variable, which already had a variable value supplied.

Action: Check the variable and attribute values specified, and try again with either a variable value or attribute values for each variable.

ORA-25471: attribute name not specified for variable: *string*

Cause: An attempt to evaluate was made, which failed because one of the attribute values for the specified variable had a NULL attribute name.

Action: Check the list of attribute values, and try again with a valid attribute name.

ORA-25472: maximum open iterators exceeded

Cause: The open rule hit iterators in the session exceeded $2 * OPEN_CURSORS$.

Action: Close some rule hit iterators.

ORA-25473: cannot store *string* in rule action context

Cause: The user attempted to put unsupported data types, such as LOBs and evolved ADTs, into the rule action context.

Action: Use only supported data types in rule action context.

ORA-25476: use pre-5523578 behaviour when looking up enabled roles

Cause: N/A

Action: Derive the enabled roles under the rules engine using the old method that existed before the fix to bug 5523578.

ORA-25500: database is not open

Cause: Database must be open to perform ALTER SYSTEM QUIESCE RESTRICTED command.

Action: Open the database and retry this command.

ORA-25501: ALTER SYSTEM QUIESCE RESTRICTED command failed

Cause: Database resource manager failed to change plan.

Action: Look at the alert logs to see detailed description of the error.

ORA-25502: concurrent ALTER SYSTEM QUIESCE/UNQUIESCE command is running

Cause: There is a concurrent ALTER SYSTEM QUIESCE RESTRICTED or ALTER SYSTEM UNQUIESCE command running in the system.

Action: Contact the database administrator who is responsible for the concurrent command.

ORA-25503: cannot open database because the database is being quiesced

Cause: Database cannot be opened because the system is being or has been quiesced.

Action: Open the database after the system has been quiesced.

ORA-25504: the system is already in quiesced state

Cause: Cannot quiesce the system because the system is already quiesced.

Action: n/a

ORA-25505: the system is not in quiesced state

Cause: Cannot unquiesce the system because the system is not in quiesced state.

Action: n/a

ORA-25506: resource manager has not been continuously on in some instances

Cause: Cannot quiesce the system because resource manager has not been continuously on since startup in this or some other instances.

Action: n/a

ORA-25507: resource manager has not been continuously on

Cause: Cannot quiesce the system because resource manager has not been continuously on since startup.

Action: n/a

ORA-25508: database is not mounted

Cause: Database must be mounted to perform ALTER SYSTEM UNQUIESCE command.

Action: Mount the database and retry this command.

ORA-25509: operation on "string"."string".string not allowed

Cause: A column has been added to a replicated table, but replication support processing has not completed.

Action: Wait until replication support processing has completed before updating the column

ORA-25510: quiesce not supported for the root container

Cause: Could not quiesce the root container.

Action: This operation is not supported for the root container.

ORA-25511: quiesce not supported for pluggable databases

Cause: Could not quiesce the pluggable database.

Action: This operation is not supported for pluggable databases.

ORA-25526: bad format of _DB_MTTR_SIM_TARGET: *string*

Cause: One value in _DB_MTTR_SIM_TARGET is not a valid MTTR.

Action: Alter the value of _DB_MTTR_SIM_TARGET.

ORA-25527: bad format of _DB_MTTR_SIM_TARGET

Cause: One value in _DB_MTTR_SIM_TARGET is empty.

Action: Set the value of _DB_MTTR_SIM_TARGET properly.

**ORA-25528: too many candidate MTTRs are specified in
_DB_MTTR_SIM_TARGET**

Cause: Too many candidate MTTRs are specified in _DB_MTTR_SIM_TARGET.

Action: Alter the value of _DB_MTTR_SIM_TARGET.

ORA-25530: FAST_START_MTTR_TARGET is not specified

Cause: An attempt to start MTTR advisory was made, which failed because FAST_START_MTTR_TARGET was not specified.

Action: Set FAST_START_MTTR_TARGET.

ORA-25531: MTTR specified is too small: *string*

Cause: The current FAST_START_MTTR_TARGET setting or a candidate MTTR setting is too small for MTTR advisory.

Action: Set a larger FAST_START_MTTR_TARGET or candidate MTTR.

ORA-25532: MTTR specified is too large: *string*

Cause: The current FAST_START_MTTR_TARGET setting or a candidate MTTR setting is too large for MTTR advisory.

Action: Set a smaller FAST_START_MTTR_TARGET or candidate MTTR.

**ORA-25533: FAST_START_IO_TARGET or LOG_CHECKPOINT_INTERVAL is
specified**

Cause: An attempt to start MTTR advisory was made, which failed because either FAST_START_IO_TARGET or LOG_CHECKPOINT_INTERVAL was specified.

Action: Set FAST_START_IO_TARGET and LOG_CHECKPOINT_INTERVAL to 0.

ORA-25950: missing where clause in join index specification\n

Cause: An attempt to create a join index was made, which failed because no valid where clause was found.

Action: Ensure that a where clause with valid join conditions is specified in the create index statement.

ORA-25951: join index where clause cannot contain OR condition\n

Cause: An attempt to create a join index was made, which failed because there was an OR branch in the where clause.

Action: Reformulate the where clause without using ORs.

ORA-25952: join index must only contain inner equi-joins

Cause: An attempt to create a join index was made, which failed because it included a predicate which wasn't an equi-inner join.

Action: Remove the inappropriate predicate.

ORA-25953: join index cannot be a functional index

Cause: An attempt to create a join index was made, which failed because a functional index was requested or necessary (such as is the case for indexing columns using timezone).

Action: Remove any functional indexing columns.

ORA-25954: missing primary key or unique constraint on dimension

Cause: An attempt to create a join index was made, which failed because one or more dimensions did not have an appropriate constraint matching the join conditions.

Action: Ensure that the where clause is correct (contains all of the constraint columns) and that an enforced constraint is on each dimension table.

ORA-25955: all tables must be joined in the where clause

Cause: An attempt to create a join index was made, which failed because one of the tables in the from clause did not appear in the where clause.

Action: Ensure that the where clause contains all from clause tables.

ORA-25956: join index cannot be created on tables owned by SYS

Cause: An attempt to create a join index was made, which failed because one of the tables was owned by SYS.

Action: Ensure that no join index related table is owned by SYS.

ORA-25957: join index where clause cannot contain cycles

Cause: An attempt to create a join index was made, which failed because the where clause contains a cycle.

Action: Ensure that the where clause is in the form of a star or snowflake schema.

ORA-25958: join index where clause predicate may only contain column references

Cause: An attempt to create a join index was made, which failed because a predicate in the where clause contained something other than a simple column.

Action: Ensure that the where clause only contains columns.

ORA-25959: join index must be of the bitmap type

Cause: An attempt to create a join index was made, which failed because no bitmap keyword was used.

Action: Make the index a bitmap index.

ORA-25960: join index cannot be based on a temporary table

Cause: An attempt to create a join index was made, which failed because one of the tables was temporary.

Action: Ensure no underlying tables are temporary.

ORA-25961: join index prevents dml cascade constraint operation

Cause: An attempt to execute dml resulted in the need to perform dml on another table because of a cascade constraint. The join index only allows one of its underlying tables to be modified at a time.

Action: Drop the join index or remove the constraint.

ORA-25962: join index prevents multitable insert or merge

Cause: An attempt to execute an merge or multitable insert on a table that was used to create a bitmap join index was made. Merge and multitable inserts are not supported on tables that were used to create a bitmap join index.

Action: Drop the join index.

ORA-25963: join index must be created on tables

Cause: An attempt to create a join index was made, which failed because the from clause contains non table object.

Action: Ensure that the from clause only contains tables.

ORA-25964: column type incompatible with join column type

Cause: The datatype of the join column is incompatible with the datatype of the joined column.

Action: Select a compatible datatype for the join column.

ORA-25965: fact table must be included in the from clause

Cause: An attempt to create a join index was made, which failed because the from clause does not contain the fact table.

Action: Ensure that the from clause contains the fact table.

ORA-25966: join index cannot be based on an index organized table

Cause: An attempt to create a join index was made, which failed because one of the tables was an index organized table.

Action: Ensure no underlying tables are index organized.

ORA-26000: partition load specified but table *string* is not partitioned

Cause: The Loader control file contains a PARTITION clause but the table being loaded is not partitioned.

Action: Remove the partition specification from the SQL*Loader control file and retry the load.

ORA-26001: Index *string* specified in SORTED INDEXES does not exist on table *string*

Cause: A nonexistent index was specified in the SORTED INDEXES clause.

Action: Do not specify as a SORTED INDEX.

ORA-26002: Table *string* has index defined upon it.

Cause: Parallel load was specified into a table which has index defined upon it.

Action: Drop index(es) defined upon table, or don't use parallel load, or use SKIP_INDEX_MAINTENANCE option.

ORA-26003: parallel load not supported for index-organized table *string*.

Cause: Parallel load is not supported for index-organized tables.

Action: load the index-organized table without the PARALLEL option.

ORA-26004: Tables loaded through the direct path may not be clustered\n

Cause: User attempted to load a clustered table via the direct path.

Action: Use the conventional path.

ORA-26005: Invalid handle for direct path load\n

Cause: In direct path load, the handle passed in does not match the type listed.

Action: Verify the handle and type are correct.

ORA-26006: Incorrect bind variable in column *string*'s sql expression - *string*\n

Cause: In direct path load, the bind variables listed in the sql expression do not match the input argument column names.

Action: Verify all the input arguments are listed in the expression as bind variables, and all the bind variables are listed as input arguments to the expression. Or verify that there were no errors in executing the OCI statements when getting the bind variable list.

ORA-26007: invalid value for SETID or OID column\n

Cause: The value passed in a Direct Path API stream for a column containing a SETID or OID has an invalid value. SETIDs and Object IDs must be either 16 bytes of RAW data or 32 bytes of hexadecimal characters.

Action: Regenerate the Direct Path API stream with a valid value for the SETID column.

ORA-26008: Invalid syntax or bind variable in SQL string for column *string*.
\n*nstring*\n

Cause: See following error message for more information. A SQL string cannot have quoted strings improperly terminated. A bind variable in a SQL string cannot have a length of 0, cannot exceed maximum length of 30 characters, and cannot be missing a double quote.

Action: Fix the SQL string. See following error for more information.

ORA-26009: stream verification error: *string*\n

Cause: An error has occurred in a Data Pump stream verification operation.

Action: Contact Oracle Support Services.

ORA-26010: Column *string* in table *string* is NOT NULL and is not being loaded\n

Cause: A column which is NOT NULL in the database is not being loaded and will cause every row to be rejected.

Action: Load the column by specifying the NOT NULL column in the INTO TABLE clause in the SQL*Loader control file.

ORA-26011: Cannot load type *string* into column *string* in table *string*\n

Cause: A column can only store data of type declared for that column. And a substitutable column can only store data of valid subtypes of the supertype declared for that column.

Action: Check that the type or subtype specified is valid for that column.

ORA-26012: header in file *string* has an incompatible version number\n

Cause: A dump file was specified for a load operation whose version number is incompatible with the dump file version currently produced by the Oracle server on

the system. Usually this message indicates that the dump file was produced by a newer version of the Oracle server.

Action: Load this dump file using the same version of the Oracle server that created the file.

ORA-26013: List allocated may not be big enough\n

Cause: There seems to be a discrepancy between the size for a list or buffer allocated by direct path api and the size needed.

Action: Contact Oracle Customer Support.

ORA-26014: unexpected error on *string string* while retrieving *string\nstring*

Cause: The SQL error was returned from an OCIStmtExecute call.

Action: Correct the SQL error that was returned.

ORA-26015: Array column *string* in table *string* is not supported by direct path\n

Cause: User attempted to load an array column via the direct path.

Action: Use the conventional path.

ORA-26016: Virtual column *string* in table *string.string* cannot be loaded by direct path\n

Cause: You attempted to load an virtual column using the direct path.

Action: Virtual columns cannot be loaded using the direct path.

ORA-26017: global indexes not allowed for direct path load of table partition *string*

Cause: Global indexes are defined on a table when direct path loading a single partition of the table.

Action: n/a

ORA-26018: Column *string* in table *string* does not exist\n

Cause: Column specified in the loader control file does not exist.

Action: Make sure the column exists and that you have privileges on it. Correct the loader control file if it is wrong.

ORA-26019: Column *string* in table *string* of type *string* not supported by direct path\n

Cause: The Specified column of SQL column type %s is not supported by the direct path loader.

Action: If the column is NULLable, remove it from the control file description. Then it will be loaded as a NULL.

ORA-26020: index *string.string* loaded successfully with *string* keys

Cause: Non-partitioned index information put to loader log file.

Action: None. Informational only.

ORA-26021: index *string.string* partition *string* loaded successfully with *string* keys

Cause: Partitioned index information put to loader log file.

Action: None. Informational only.

ORA-26022: index *string.string* was made unusable due to:

Cause: A Non-partitioned index was made index unusable due to the error displayed below this error.

Action: Depending on the error, either rebuild the index, or drop and re-create it.

ORA-26023: index *string.string* partition *string* was made unusable due to:

Cause: A partition of a partitioned index was made index unusable due to error displayed below this error.

Action: Depending on the error, either rebuild the index partition, or drop and re-create the entire index.

ORA-26024: SKIP_UNUSABLE_INDEXES requested and index segment was initially unusable

Cause: User requested SKIP_UNUSABLE_INDEXES option, and the index segment * was in unusable state prior to the beginning of the load.

Action: Informational only. User will need to either rebuild the index * or index partition, or re-create the index.

ORA-26025: SKIP_INDEX_MAINTENANCE option requested

Cause: User requested that index maintenance be skipped on a direct path load.

Action: The listed index was put into Index Unusable state due to the user requesting that index maintenance be skipped. Either rebuild the index or index partitions, or drop and re-create the index.

ORA-26026: unique index *string.string* initially in unusable state

Cause: A unique index is in IU state (a unique index cannot have * index maintenance skipped via SKIP_UNUSABLE_INDEXES).

Action: Either rebuild the index or index partition, or use * SKIP_INDEX_MAINTENANCE if the client is SQL*Loader.

ORA-26027: unique index *string.string* partition *string* initially in unusable state

Cause: A partition of a unique index is in IU state (a unique index * cannot have index maintenance skipped via SKIP_UNUSABLE_INDEXES).

Action: Either rebuild the index or index partition, or use * SKIP_INDEX_MAINTENANCE if the client is SQL*Loader.

ORA-26028: index *string.string* initially in unusable state

Cause: An index is in IU state prior to the beginning of a direct * path load, it cannot be maintained by the loader.

Action: Either rebuild the index, re-create the index, or use either * SKIP_UNUSABLE_INDEXES or SKIP_INDEX_MAINTENANCE (Sql*Loader only).

ORA-26029: index *string.string* partition *string* initially in unusable state

Cause: A partition of an index is in IU state prior to the beginning * of a direct path load, it cannot be maintained by the loader.

Action: Either rebuild index partition, re-create the index, or use either * SKIP_UNUSABLE_INDEXES or SKIP_INDEX_MAINTENANCE (Sql*Loader only).

ORA-26030: index *string.string* had *string* partitions made unusable due to:

Cause: A logical index error occurred on a partitioned index which * affected one or more index partitions, which are listed below * this message.

Action: The affected index partitions will have to be re-built, or, the * entire index dropped and re-created.

ORA-26031: index maintenance error, the load cannot continue

Cause: A index error occurred during the index maintenance phase of * a direct path load. The load cannot continue. See error message * below this message.

Action: See action for the error message which follows this one.

ORA-26032: index *string.string* loading aborted after *string* keys

Cause: An index error occurred during direct-load of an index-organized table. * Loading had to be aborted. No rows were loaded.

Action: Check the key just following the number of keys mentioned above. * This key caused the index problem mentioned in an earlier message. *

ORA-26033: column *string.string* encryption properties differ for source or target table

Cause: The source and destination columns did not have the same * encryption properties.

Action: For security reasons, check that the source and target table have * the same encryption properties. *

ORA-26034: Column *string* does not exist in stream\n

Cause: Column specified in the column list does not exist in the stream.

Action: Make sure the column exists or remove it from the list.

ORA-26035: Error attempting to encrypt or decrypt column

Cause: An error occurred while attempting to encrypt or decrypt * a database column.

Action: Verify correct encryption key was specified. *

ORA-26036: subpartition load specified but table *string* is not subpartitioned\n

Cause: The Loader control file contains a PARTITION clause but the table being loaded is not subpartitioned.

Action: Remove the subpartition specification from the SQL*Loader control file and retry the load.

ORA-26037: must specify partition name(s) for system partitioned table *string*\n

Cause: An attempt was made to load a system partitioned table with no partition name(s) specified.

Action: Specify the partition name(s) explicitly.

ORA-26038: attempt to write audit record for SQL*Loader direct path load of *string.string* failed with error code: *number*\n

Cause: An attempt to write an audit record during a SQL*Loader direct path load failed.

Action: Contact Oracle Support Services.

ORA-26040: Data block was loaded using the NOLOGGING option\n

Cause: Trying to access data in block that was loaded without * redo generation using the NOLOGGING/UNRECOVERABLE option

Action: Drop the object containing the block.

ORA-26041: DATETIME/INTERVAL datatype conversion error\n

Cause: The column could not be converted from DATETIME * datatype to internal DATETIME/CHARACTER datatype.

Action: Contact Oracle Customer Support.

ORA-26045: REF column *string* expects *string* arguments; found *string*.\n

Cause: The number of arguments for the REF column is incorrect.

Action: Specify the correct number of input arguments for REFs. 1. Unscoped system-generated REFs can have exactly 1 or 2 input arguments. a) It has exactly 1 input argument (one for the OID value) if a fixed table name was specified through OCI_DIRPATH_EXPR_REF_TBLNAME. b) It has exactly 2 input arguments (one for the table name and one for the OID value) if a fixed table name was not specified through OCI_DIRPATH_EXPR_REF_TBLNAME. 2. Scoped system-generated REFs can have 1 or 2 input arguments. Because a table name argument is not needed for a scoped ref, only 1 argument (OID value) is expected. But if the table name argument is given, it's still accepted. 3. Scoped primary-key REFs with N columns in its primary-key OID can have N or N+1 input arguments. Because a table name argument is not needed for a scoped ref, only N arguments (making up the OID value) is expected. But if the table name argument is given, it's still accepted.

ORA-26046: REF column *string* expects scoped table name *string*; user passed in *string*.\n

Cause: The scoped table name passed in by the user does not match the name in the schema.

Action: Specify the correct table name for the scoped REF column.

ORA-26048: Scoped REF column has wrong table name.\n

Cause: The scoped table name passed in by the user does not match the name in the schema.

Action: Specify the correct table name for the scoped REF column.

ORA-26049: Unscoped REF column has non-existent table name.\n

Cause: The table name passed in by the user does not exist in the schema.

Action: Specify a valid table name for the unscoped REF column.

ORA-26050: Direct path load of domain index is not supported for this column type.\n

Cause: Direct path can not load a domain index of that column type.

Action: Drop the index and try again or load using conventional path.

ORA-26051: internal error parsing packed decimal format string

Cause: A packed decimal field with a non-zero scale factor is mapped to a character column. In order to perform the datatype conversion, a numeric format string must be created based on the input field's precision and scale specifications. Direct path loader encountered an error in creating this format string.

Action: Examine the packed decimal field's precision and scale specifications and make sure that they contain valid values.

ORA-26052: Unsupported type *number* for SQL expression on column *string*.\n

Cause: The direct path api does not support a SQL expression on a column of that type.

Action: Make sure the types are correct.

ORA-26053: Row was not loaded due to conversion error.\n

Cause: The current row was not loaded due to a conversion error.

Action: Continue with the load anyways. 260xx - 260xx Direct Path API

ORA-26054: Direct Path Context prepared for a different mode than operation requested.\n

Cause: The user prepared the direct path context for one operation (Load, Unload, Convert), but then tried to perform a different operation.

Action: Make sure the direct path context mode and operation matches.

ORA-26055: Invalid buffer specified for direct path unload\n

Cause: The user specified a zero length or null buffer to be used for the Direct Path Unload operation.

Action: Specify a valid buffer and length.

ORA-26056: Requested direct path operation on a view is not supported.\n

Cause: An attempt was made to load into a view using direct path that has user-defined types, XML data, object type table or SQL expressions.

Action: Do not attempt to use direct path when loading a view that has nonscalar columns or when using SQL expressions on input columns.

ORA-26057: Conversion is not necessary for this direct path stream.\n

Cause: User attempted to convert a direct path stream that does not require conversion.

Action: Load the stream without conversion it.

ORA-26058: unexpected error fetching metadata for column *string* in table *string*\n

Cause: The direct path API encountered an unexpected error while retrieving metadata for a column.

Action: Contact Oracle support.

ORA-26059: Data is too large for column *string*\n

Cause: The direct path API encountered a column that can not be loaded because the input data is too large for a column.

Action: Make the target column larger.

ORA-26060: Can not convert type identifier for column *string*\n

Cause: The direct path API encountered a type identifier for a column that can not be loaded because a mapping can not be found for the input value.

Action: Verify the input data.

ORA-26061: Concurrent direct unloads is not allowed.\n

Cause: User attempted a direct unload when another is still in progress.

Action: Complete the current direct unload before starting another.

ORA-26062: Can not continue from previous errors.\n

Cause: User attempted to continue a direct path load after receiving an error which indicates the load can not continue.

Action: Address the original error that was returned.

ORA-26063: Can not flashback to specified SCN value - Wrap: *string* Base: *string*.\n

Cause: User specified an SCN which occurs before the last time the table definition was modified.

Action: Specify a more recent SCN.

ORA-26064: Invalid SCN specified - Wrap: *string* Base: *string*.\n

Cause: User specified an invalid SCN.

Action: Specify a valid SCN.

ORA-26065: check constraint cannot reference column, *string*, in direct path load\n

Cause: An enabled check constraint was found on a column stored as a lob.

Action: Either disable the check constraint before loading the table data * using the direct path mode, or use the conventional path mode * instead.

ORA-26076: cannot set or reset value after direct path structure is allocated

Cause: Client attempted to set or reset the number of rows in a direct path * structure after it has already been allocated and initialized. * Attributes used is one of the following: * - OCI_ATTR_NUM_ROWS: to set # of rows in a direct path column array * - OCI_ATTR_DIRPATH_DCACHE_SIZE: to set size of a date cache * (default is 0) * - OCI_ATTR_DIRPATH_DCACHE_DISABLE: to set whether date cache will be * disabled on overflow (default is FALSE)

Action: Set the following attributes before: * - OCI_ATTR_NUM_ROWS: before calling OCIHandleAlloc for column array * - OCI_ATTR_DIRPATH_DCACHE_SIZE: before calling OCIDirPathPrepare * - OCI_ATTR_DIRPATH_DCACHE_DISABLE: before calling OCIDirPathPrepare

ORA-26077: direct path column array is not initialized

Cause: Client attempted to allocate a column array for a direct path * function context before allocating a column array for the * table-level direct path context.

Action: Allocate the table-level direct path context's column array * via OCIHandleAlloc before allocating column arrays for * direct path function contexts.

ORA-26078: file "*string*" is not part of database being loaded\n

Cause: A parallel load file was specified which is not part * of the database.

Action: Check filename and pathname for correctness.

ORA-26079: file "*string*" is not part of table *string.string*\n

Cause: A parallel load file was specified which is not in the * tablespace of the table being loaded.

Action: Check to make sure that the specified parallel load file * is in the tablespace of the table being loaded.

ORA-26080: file "*string*" is not part of table *string.string* partition *string*\n

Cause: A parallel load file was specified which is not in the * tablespace of the table (partition, subpartition) being loaded. * When a partitioned table is being loaded, the file must be * in the tablespace of every partition or subpartition * (i.e. each (sub)partition must be in the same tablespace).

Action: Specify a different parallel load file, or no file at all.

ORA-26082: load of overlapping segments on table *string.string* is not allowed

Cause: Client application is attempting to do multiple direct path load * operations on the same table, but the segments overlap.

Action: Check the partition names (subname attribute of the direct path * context) being loaded. Make sure you are not loading a table, * and a partition of the same table. Make sure you are not * loading a partition, and a sub-partition within the same * partition.

ORA-26083: unsupported direct path stream version *string*

Cause: The stream version requested is not supported by the server.

Action: Check to make sure that the VERSION attribute of the direct * stream is not being set to an invalid value.

ORA-26084: direct path context already finished

Cause: An OCIDirPathLoadStream operation was attempted after * OCIDirPathFinish was called. Once a direct path operation * has been finished, no more data can be loaded.

Action: Check program logic to make sure OCIDirPathLoadStream is * not called after OCIDirPathFinish.

ORA-26085: direct path operation must start its own transaction

Cause: A direct path operation is being attempted within a transaction * that has already been started.

Action: Commit the transaction and Prepare the direct path operation again.

ORA-26086: direct path does not support triggers

Cause: A direct path operation is being attempted on a table which * has enabled triggers.

Action: Disable the triggers on the table and try again.

ORA-26088: scalar column "*string*" must be specified prior to LOB columns

Cause: All scalar columns (i.e. non-LOB and non-LONG columns) must be * specified by the client of the direct path API prior to * specifying any LOB columns.

Action: Specify all scalar columns prior to specifying any LOB columns.

ORA-26089: LONG column "*string*" must be specified last

Cause: A client of the direct path API specified a LONG column to be * loaded, but the LONG column was not the last column to be * specified.

Action: Specify the LONG column last.

ORA-26090: row is in partial state

Cause: A direct path operation is being finished or a data save request * has been made, but the table for which the request is being made * on has a row in partial state. The row must be completed before * the segment high water marks can be moved.

Action: Either complete the row, or abort the direct path operation.

ORA-26091: requested direct path operation not supported

Cause: A direct path operation was requested that is not supported

Action: Do not use that operation. Currently, UNLOAD is not supported.

ORA-26092: only LONG or LOB types can be partial

Cause: A column which is not a LONG or LOB had the * OCI_DIRPATH_COL_PARTIAL flag associated with it. * Only LONG or LOB type columns can be loaded in pieces.

Action: Do not use the OCI_DIRPATH_COL_PARTIAL flag for the column.

ORA-26093: input data column size (*number*) exceeds the maximum input size (*number*)

Cause: The user attempted to specify a column size (%d) that exceeded * the maximum allowable input size (%d)."

Action: Make sure the input column metadata matches the column definition.

ORA-26094: stream format error: input column overflow

Cause: An input stream contained data for more input columns * than specified by the client of the direct path API.

Action: Make sure that the stream being loaded is for the * correct table. Check initialization sequence.

ORA-26095: unprocessed stream data exists

Cause: Either a OCIDirPathLoadStream call was made which provided * more stream data prior to the server being able to fully * process the stream data that it already has, or a * OCIDirPathFinish call was made when the server had * unprocessed stream data.

Action: Most likely an application mis-use of the direct path API. * Make sure that the stream is not being reset inadvertently * prior to any previous stream data being processed, or, that * OCIDirPathFinish is not being called prematurely (i.e. stream * pushed, error encountered and LoadStream not called to process * the remainder of the stream before Finish is called.)

ORA-26096: transfer size too small for row data (*number* bytes required)

Cause: Either the transfer buffer size specified, or the default * transfer buffer size (if you did not specify a size), is * too small to contain a single row of the converted row data.

Action: Set the transfer buffer size attribute of the direct path * context to be larger.

ORA-26097: unsupported conversion for column *string* (from type *number* to type *number*)

Cause: The direct path api does not support the required conversion.

Action: Make sure the types are correct. *

ORA-26098: direct path context is not prepared

Cause: A direct path api function was called with a direct path * context which has not been prepared.

Action: Make sure all necessary attributes in the direct path * context have been set, and the context is prepared via * OCIDirPathPrepare.

ORA-26099: direct path context is already prepared

Cause: OCIDirPathPrepare was called with a context that has already * been prepared.

Action: Free the direct path context, set necessary attributes, and * call OCIDirPathPrepare.

ORA-26100: unused error

ORA-26101: tablespace # in file header is *string* rather than *string* for file *string*

Cause: The tablespace number in the file header is inconsistent with that in the control file.

Action: Check if the control file has been migrated correctly. Retry with the correct control file and data file.

ORA-26102: relative file # in file header is *string* rather than *string* for file *string*

Cause: The relative file number in the file header is inconsistent with that in the control file.

Action: Check if the control file has been migrated correctly. Retry with the correct control file and data file.

ORA-26103: V6 or V7 data file used to create control file

Cause: The file header of the referenced file is in V6 or V7 format.

Action: Either remove the file from the create control file command, or somehow migrate the file header to V8 format.

ORA-26500: error on caching "*string*".*string*"

Cause: Attempt to cache the replication information which is unavailable in the catalog for the object.

Action: Use `dbms_reputil.sync_up_rep` to validate the replication catalog, or use `dbms_reputil.make_internal_pkg` to validate internal package.

ORA-26501: RepAPI operation failure

Cause: An external RepAPI operation failed.

Action: consult detail error message.

ORA-26502: error resignal

Cause: An internal service failed and signalled an error"

Action: consult detail error message.

ORA-26503: internal RepAPI operation failure on object *string.string*

Cause: An unexpected internal RepAPI failure was detected

Action: Contact Oracle support.

ORA-26504: operation not implemented

Cause: The caller requested a RepAPI operation that was not implemented

Action: Do not issue this call.

ORA-26505: unexpected internal null

Cause: An internal buffer control structure was NULL

Action: Verify that sufficient memory resources are available to RepAPI.

ORA-26506: null global context

Cause: An internal buffer control structure was NULL

Action: Verify that sufficient memory resources are available to RepAPI.

ORA-26507: null master connection

Cause: The master connection handle was or became invalid.

Action: Verify that the master connection is valid.

ORA-26508: null materialized view connection

Cause: The client connection handle was or became invalid.

Action: Verify that the client connection is valid.

ORA-26509: null materialized view control structure

Cause: An internal materialized view control structure could not be obtained.

Action: Check that the owner and users provided are correct.

ORA-26510: materialized view name: '*string*' is greater than max. allowed length of *string* bytes

Cause: The specified materialized view name was too long.

Action: Shorten the materialized view name.

ORA-26511: master table '*string.string*' not found

Cause: A RepAPI operation was attempted against a non-existent or invalid master table

Action: Verify that the master table object exists.

ORA-26512: error pushing transaction to def\$error

Cause: An unexpected error occurred while sending an def\$error rpc to the master site

Action: Verify that the DBMS_DEFER package is valid and executable by the RepAPI client. Contact the local or master site administrator, if necessary.

ORA-26513: push error: master proc. *string*\$RP.*string* failed for trans:*string* seq:*string*

Cause: A conflict/error occurred at the master site while executing a \$RP.rep_insert(), rep_update(), or rep_delete() function which was not handled by conflict resolution logic at the master.

Action: Notify master site system administrator or DBA.

ORA-26514: object '*string.string*' not found

Cause: The specified object was expected but not found.

Action: Verify that the specified object exists and is valid.

ORA-26515: no master log available for '*string.string*'

Cause: The specified master log was not found or available for the named table.

Action: Create the master log at the master site or correct any problems that may exist with the log.

ORA-26516: no push transaction acknowledgement

Cause: RepAPI was unable to confirm that the last pushed transaction was successfully committed by the master site.

Action: Verify that the communications link between the local site and the master site is still valid. If the transaction has not been committed at the master, repush the transaction.

ORA-26517: materialized view control entry for '*string.string*' was not found

Cause: The specified materialized view catalog control record was not found.

Action: Verify that the local materialized view catalog is valid and that the local materialized view is properly defined.

ORA-26518: push queue synchronization error detected

Cause: Client tried to repush a transaction has already been committed at the master site. A common cause of this problem is an error at the local site in initializing or updating the local site transaction sequence mechanism.

Action: Verify that transaction data that RepAPI was attempting to repushed to the master site exists at the master table and is valid and consistent with the local site. If this error occurs, redundantly identified transactions are ignored and then purged from the local updatable materialized view logs. Check that the local site is correctly assigning new transactionIDs and is not accidentally generating non-unique values.

ORA-26519: no memory available to allocate

Cause: There was no memory left for the RepAPI process. This error may occur when RepAPI is trying to allocate a new table buffer area.

Action: Shutdown one or more local applications to attempt to free heap memory and retry the RepAPI operation.

ORA-26520: internal memory failure

Cause: An internal memory error was detected.

Action: Check if other errors have occurred or determine if any local application may have corrupted the memory subsystem.

ORA-26521: rpc initialization error

Cause: An error occurred during the initialization of a PL/SQL rpc.

Action: Verify that the procedure to be invoked exists and is valid at the master site and is executable by the RepAPI user.

ORA-26522: rpc execution error

Cause: An error occurred during the execution of a PL/SQL rpc.

Action: Check the error messages from the remote procedure and fix any remote site problems that may be preventing the execution of the invoked rpc.

ORA-26523: rpc termination error

Cause: An error occurred during the termination of a PL/SQL rpc. This is usually caused by master site being unable to close an opened cursor or if RepAPI cannot deallocate internal memory.

Action: Fix any server side problems first, determine if the RepAPI memory subsystem has been corrupted.

ORA-26524: nls subsystem initialization failure for product=*string*, facility=*string*

Cause: The NLS product/facility error message file could not be located or properly initialized.

Action: Check that the error message directory and file(s) have been properly installed.

ORA-26525: session connection attempt failed for *string* (@*string*)

Cause: A connection could not be established to the specified database using the provided connection string.

Action: Check that the user, password, connect string, names services, network, and any remote site listener process are properly installed and working.

ORA-26526: materialized view sql ddl parse/expansion failed for *string.string*

Cause: The client sql materialized view definition query could not be properly parsed by the master Oracle site.

Action: Check that materialized view ddl sql is compatible with the currently connected version of Oracle and does not violate any of the RepAPI sql limitations or restrictions.

ORA-26527: local store callback init phase failed for *'string.string'*

Cause: The client callback failed during its INIT phase for the named object.

Action: Verify that the objects referenced by the client callback exist and are valid. Refer to the vendor-specific callback error code reference to diagnose the local problem. Record all error state and notify Oracle support.

ORA-26528: local store callback proc phase failed for *'string.string'*

Cause: The client callback failed during its PROC phase for the named object.

Action: Refer to the vendor-specific callback error code reference to diagnose the local problem. Record all error state and notify Oracle support.

ORA-26529: local store callback term phase failed for *'string.string'*

Cause: The client callback failed during its TERM phase for the named object.

Action: Refer to the vendor-specific callback error code reference to diagnose the local problem. Record all error state and notify Oracle support.

ORA-26530: unable to build materialized view refresh control list

Cause: The materialized view control list could not be constructed. This is generally the result of an error while accessing the local materialized view catalog.

Action: Verify that the named materialized view(s) are properly defined and valid.

ORA-26532: replication parallel push simulated site failure

Cause: A parallel push executed with event 26531 enabled raises this error to simulation failure of network or destination site.

Action: Do not enable the event for normal operation.

ORA-26534: collision: tranID *number* ignored and purged

Cause: A transaction that was pushed had a transaction ID that collided with a transaction that was previously pushed and committed at the master site.

Action: See the action section for E_QUEUESYNC (26518).

ORA-26535: *number* byte row cache insufficient for table with rowsize=*number*

Cause: A transaction that was pushed had a transaction ID that collided with a transaction that was previously pushed and committed at the master site.

Action: Increase the RepAPI row buffer size or reduce the width of the replicated tables.

ORA-26536: refresh was aborted because of conflicts caused by deferred transactions

Cause: There are outstanding conflicts logged in the DEFERROR table at the materialized view's master site.

Action: Resolve the conflicts in the master DEFERROR table and refresh again after the table is empty. Alternatively, refresh with REFRESH_AFTER_ERRORS, even if there are conflicts in the master's DEFERROR table. Proceeding despite conflicts can

result in an updatable materialized view's changes appearing to be temporarily lost, until a refresh succeeds after the conflicts are resolved.

ORA-26562: last RepAPI error

ORA-26563: renaming this table is not allowed

Cause: Attempt to rename a replicated table, an updatable materialized view table or the master table of a materialized view for which a materialized view log has been created.

Action: If desired, unregister the replicated table with `dbms_repcat.drop_master_reobject`, or use the recommended procedure to rename the master table of a materialized view.

ORA-26564: *string* argument is not of specified type

Cause: User passed type of the given argument number doesn't match with the type of the argument in the stored arguments.

Action: Invoke correct type procedure (i.e. `get_XXX_arg`)

ORA-26565: Call to *type_arg* made before calling `dbms_defer.call`

Cause: User invoked `type_arg` procedure before starting a deferred call

Action: Invoke various procedures in the correct order.

ORA-26566: Couldn't open connect to *string*

Cause: Failed to open connection using given dblink

Action: Make sure that the dblink is valid and remote m/c is up.

ORA-26571: *string.string.string*: number of arguments (*string*) does not match replication catalog

Cause: number of arguments does not match replication catalog

Action: examine total number of arguments for the rpc call

ORA-26572: *string.string.string*: argument *string* does not match replication catalog

Cause: the (rpc) call is corrupted

Action: examine total number of arguments and each argument for the rpc call

ORA-26575: remote database does not support replication parallel propagation

Cause: The remote database has a version lower than Oracle 8.0 and hence does not understand replication parallel propagation.

Action: Use serial propagation or upgrade the remote database to Oracle 8.0 or above.

ORA-26576: cannot acquire SR enqueue

Cause: An attempt to acquire the SR enqueue in exclusive mode failed.

Action: n/a

ORA-26577: PRESERVE TABLE can not be used when dropping old style materialized view *string.string*\n

Cause: The materialized view consists of a view and a container table.

Action: Drop the materialized view without PRESERVE TABLE option.

ORA-26578: No capture in this multitenant container database associated with queue "*string*".

Cause: An outbound server's queue was not associated with a capture from the same multitenant container database (CDB) before adding or starting an outbound server.

Action: Execute the DBMS_STREAMS_ADM.CREATE_CAPTURE procedure to create a capture before adding or starting an outbound server.

ORA-26650: *string string* background process *string* might not be started successfully

Cause: An error occurred during creation of a capture or apply background process.

Action: Review V\$STREAMS_CAPTURE and V\$STREAMS_APPLY_COORDINATOR views for the status of these processes. Also check the trace file for more information.

ORA-26651: Unable to start or stop capture process *string*

Cause: An attempt was made to start or stop a capture process while another capture process was concurrently starting or stopping.

Action: You cannot concurrently start or stop capture processes. Wait before attempting to start or stop additional capture processes.

ORA-26652: Capture *string* did not start properly and is currently in state *string*

Cause: An attempt to restart a capture process failed.

Action: Review V\$STREAMS_CAPTURE view for the state of the capture process. Also check the trace files for more information.

ORA-26653: Apply *string* did not start properly and is currently in state *string*

Cause: An attempt to restart an apply process failed.

Action: Streams: Review V\$STREAMS_APPLY% views for the state of the apply process. Also check the trace files for more information. XStream: Review V\$XSTREAM_APPLY% views for the state of the apply process. Also check the trace files for more information. GoldenGate: Review V\$GG_APPLY% views for the state of the apply process. Also check the trace files for more information.

ORA-26654: Capture *string* attempted to connect to apply *string* already configured for *string*

Cause: An attempt was made by a GoldenGate, XStream or Streams Capture or XStream In to connect to an Apply that is already connected in the other mode.

Action: You cannot connect a capture to an apply already configured for another apply mode. Create or connect to another apply.

ORA-26655: Invalid *string* specified for *string* procedure

Cause: An attempt was made to execute the specified procedure with an invalid SCN value.

Action: Resubmit procedure with a valid SCN value.

ORA-26656: supplemental logging version error: *string*

Cause: The supplemental logging versions of capture side and apply side are incompatible.

Action: For incompatibility caused by a newer apply side, please bypass or migrate the incompatible logs manually and consider upgrading or patching the capture side. For incompatibility caused by an unrecognizable version group or an older apply

side, please upgrade or patch the apply side. For invalid versions, the logs might have been corrupted; please verify the integrity of the supplemental logging data on the capture side.

ORA-26660: Invalid action context value for *string*

Cause: The value specified in the action context is invalid for use in GoldenGate, XStream or Streams.

Action: Check that the type and value are correct.

ORA-26662: unable to process *string* Data Dictionary information for object

Cause: The database is unable to process GoldenGate, XStream or Streams Data Dictionary for this object.

Action: Check that the compatibility for the database supports the object, and check the trace file for information about the object.

ORA-26663: error queue for apply process *string* must be empty

Cause: The error queue for this apply process contains error entries.

Action: Execute or delete errors in the error queue.

ORA-26664: cannot create *string* process *string*

Cause: An attempt was made to create a GoldenGate, XStream or Streams process when another was being created concurrently.

Action: Wait for the creation of the other GoldenGate, XStream or Streams process to finish before attempting to create the process.

ORA-26665: *string* process *string* already exists

Cause: An attempt was made to create a GoldenGate, XStream or Streams process that already exists.

Action: Either specify another process or remove the existing GoldenGate, XStream or Streams process.

ORA-26666: cannot alter *string* process *string*

Cause: An attempt was made to alter a GoldenGate, XStream or Streams process that is currently running.

Action: Stop the GoldenGate, XStream or Streams process with FORCE parameter set to TRUE and reissue the command.

ORA-26667: invalid *string* parameter *string*

Cause: An attempt was made to specify an invalid parameter.

Action: Check the documentation for valid parameters.

ORA-26668: *string* process *string* exists

Cause: An attempt to remove the component failed because it is associated with the GoldenGate, XStream or Streams process.

Action: Either remove the process manually or specify the "cascade" option in dbms_streams_adm.remove_queue.

ORA-26669: parameter *string* inconsistent with parameter *string*

Cause: An attempt was made to specify a subprogram parameter value that is inconsistent with another parameter value.

Action: Check the documentation for valid parameter values.

ORA-26670: No capture is found for queue '*string*'

Cause: An attempt was made to add an XStream outbound server to a queue using uncommitted data mode when no co-located XStream capture was configured for that queue.

Action: Change to committed data mode or configure a local XStream capture for the specified queue then retry the operation.

ORA-26671: maximum number of *string* processes exceeded

Cause: Cannot create additional GoldenGate, XStream or Streams processes since the maximum number of processes has been reached.

Action: Remove existing GoldenGate, XStream or Streams processes and retry the operation.

ORA-26672: timeout occurred while stopping *string* process *string*

Cause: Timeout occurred while waiting for a GoldenGate, XStream or Streams process to shut down.

Action: Retry the operation. If the error persists, try stopping the process with the FORCE option, or contact Oracle Support Services.

ORA-26673: duplicate column name *string*

Cause: An attempt was made to specify a duplicate column name in an LCR.

Action: Remove the duplicate column and retry the operation.

ORA-26674: Column mismatch in '*string.string*' (LCR: *string* type=*string*; DB: *string* type=*string*)

Cause: The columns in the LCR were not the same or not found in the database table.

Action: Alter the database table.

ORA-26675: cannot create *string* capture process *string*

Cause: GoldenGate, XStream or Streams capture process could not be created because one or more parameters contain invalid value.

Action: Refer to trace file for more details.

ORA-26676: Table '*string.string*' has *string* columns in the LCR and *string* columns in the replicated site

Cause: The number of columns in the LCR was not the same as the the replicated site.

Action: Alter the table structure

ORA-26677: *string* downstream capture process *string* cannot proceed

Cause: Database global name has been set to a value which is same as the source database name of the downstream capture process.

Action: Change database global name to a value other than the source database name for the downstream capture.

ORA-26678: *string* downstream capture process for source database *string* must be created at database *string* first

Cause: A GoldenGate, XStream or Streams downstream capture process was nonexistent when this operation was attempted.

Action: Create a GoldenGate, XStream or Streams downstream capture process, then retry the operation.

ORA-26679: operation not allowed on LOB or LONG columns in LCR

Cause: Certain operations on LOB/LONG columns of the LCR through rule-based transformations, DML handlers, or error handlers were not allowed.

Action: Do not perform restricted operations on LOB or LONG columns in LCRs. See the documentation for operations that are restricted on LOB/LONG columns in LCRs.

ORA-26680: object type not supported

Cause: The specified object type is not supported.

Action: Retry with a supported object type.

ORA-26681: command type not supported

Cause: The specified command type is not supported.

Action: Retry with a supported command type.

ORA-26682: invalid value for publication_on

Cause: The publication_on parameter should be either 'Y' or 'N'

Action: Retry with a proper value for publication_on.

ORA-26683: invalid value for value_type

Cause: The value_type parameter should be either 'OLD' or 'NEW'

Action: Retry with proper value_type.

ORA-26684: invalid value for value_type

Cause: The value_type parameter should be one of 'OLD', 'NEW' or '*'

Action: Retry with proper value_type.

ORA-26685: cannot apply transactions from multiple sources

Cause: Transactions from multiple sources were sent to the same apply process.

Action: Create multiple apply processes and create appropriate rules so that transactions from only one source reach an apply process.

ORA-26686: cannot capture from specified SCN

Cause: An attempt was made to specify an invalid SCN.

Action: Retry with a valid SCN.

ORA-26687: no instantiation SCN provided for "string"."string" in source database "string"

Cause: Object SCN was not set. If the object is a table, then both fields will be filled, for example "SCOTT"."EMP". If the object is a schema, only one field will be set, for example "SCOTT"."". And if the object is the entire database, no fields will be set, for example ""."".

Action: Set the SCN by calling DBMS_APPLY_ADM.SET_%_INSTANTIATION_SCN

ORA-26688: missing key in LCR

Cause: Metadata mismatch, or not enough information in the user generated LCR.

Action: Alter the database object, or provide all defined keys in the LCR.

ORA-26689: column datatype mismatch in LCR

Cause: The datatypes of columns in the LCR are not the same as the datatypes in the database object.

Action: Alter the database object.

ORA-26690: datatype not supported at non-Oracle system

Cause: One of the columns of the LCR being applied was of a datatype not supported by either the target non-Oracle system or by the Oracle transparent gateway through which the apply is being done.

Action: Do not apply data of this type. If possible, filter out columns containing such datatypes before applying.

ORA-26691: operation not supported at non-Oracle system

Cause: The apply process attempted an operation that is either not supported by the non-Oracle system or by the Oracle transparent gateway through which the apply is being done. Some kinds of DML (like procedure and function calls) and all DDL will cause this error to be raised.

Action: Do not attempt to apply such LCRs to non-Oracle systems. If possible, filter out such LCRs before applying.

ORA-26692: invalid value *string*, *string* should be in *string* format

Cause: The parameter specified was not in the correct format.

Action: Specify the parameter value in the correct format.

ORA-26693: *string string* process dropped successfully, but error occurred while dropping rule set *string*

Cause: An attempt to drop an unused rule set failed after dropping the GoldenGate, XStream or Streams process successfully.

Action: Check existence of rule set and manually drop if necessary.

ORA-26694: error while enqueueing into queue *string.string*

Cause: An error occurred while enqueueing a message.

Action: If the situation described in the next error on the stack can be corrected, do so.

ORA-26695: error on call to *string*: return code *string*

Cause: A locking related call failed.

Action: Try the call again after fixing the condition indicated by the return code.

ORA-26696: no *string* data dictionary for object with number *string* and version number *string* from source database *string*

Cause: An attempt to access the database object failed because the data dictionary for the object was either never populated or it was purged.

Action: Make sure the GoldenGate, XStream or Streams data dictionary is created by calling DBMS_CAPTURE_ADM.PREPARE_%_INSTANTIATION.

ORA-26697: LCR contains extra column '*string*'

Cause: The LCR contained more columns than the replicated table.

Action: Alter the database object.

ORA-26698: *string* did not have a *string* rule set

Cause: The GoldenGate, XStream or Streams client does not have a rule set of the indicated type.

Action: Verify that the GoldenGate, XStream or Streams client has a rule set of the specified type, and retry the operation.

ORA-26699: *string* message consumer *string* already exists

Cause: An attempt was made to create a GoldenGate, XStream or Streams message consumer that already exists.

Action: Either specify another message consumer or remove the existing GoldenGate, XStream or Streams message consumer.

ORA-26701: *string* process *string* does not exist

Cause: An attempt was made to access a GoldenGate, XStream or Streams process which does not exist.

Action: Check with the relevant security views for the correct name of the object.

ORA-26704: The Owner instance *string* of the queue table is not up or the QMN0 process is down.

ORA-26705: cannot downgrade capture process after Streams data dictionary has been upgraded

Cause: An attempt was made to downgrade a capture process after it has upgraded the GoldenGate, XStream or Streams data dictionary.

Action: Drop the capture process before attempting the downgrade.

ORA-26706: cannot downgrade capture process

Cause: An attempt was made to downgrade a capture process that has a higher version than the downgrade release version.

Action: Drop the capture process after capture has finished consuming all the redo logs before attempting the downgrade.

ORA-26708: remote DDL not supported by STREAMS : dblink *string*

Cause: The apply process attempted to apply a DDL LCR via a dblink. This is not supported.

Action: Do not attempt to apply DDL LCRs via a dblink. If possible, filter out DDL LCRs before applying.

ORA-26709: Downstream Capture RFS restart

Cause: Remote file server (RFS) process was restarted to reflect a change in DOWNSTREAM_REAL_TIME_MINE option of the GoldenGate, XStream or Streams capture process.

Action: No action required. This is an informational message only.

ORA-26710: incompatible version marker encountered during Capture

Cause: Capture process cannot mine redo from a version higher than the current software release version.

Action: Drop and recreate the capture process.

ORA-26711: remote table does not contain a primary key constraint

Cause: The master table for remote apply does not contain a primary key constraint or the primary key constraint has been disabled.

Action: Create a primary key constraint on the master table or enable the existing constraint.

ORA-26712: remote object is "*string*".*string*"@"*string*"

Cause: See the preceding error message to identify the cause. This message names the remote object, usually a table or view, for which an error occurred when GoldenGate, XStream or Streams tried to access it for remote apply.

Action: See the preceding error message.

ORA-26713: remote object does not exist or is inaccessible

Cause: GoldenGate, XStream or Streams replication could not access the named table or view at a remote database to apply changes.

Action: Confirm that the given remote table or view exists and is accessible through the given database link. When using a Heterogeneous Services database link to access a non-Oracle system, it may be necessary to check administration details for network connections at the non-Oracle system.

ORA-26714: User Error *string* encountered during apply process

Cause: An error was encountered during an apply process.

Action: Query the DBA_APPLY_ERROR view to determine the error and take the appropriate action.

ORA-26715: time limit reached

Cause: The specified time limit was reached for the GoldenGate, XStream or Streams process.

Action: Restart the GoldenGate, XStream or Streams process, increasing the TIME_LIMIT parameter if necessary.

ORA-26716: message limit reached

Cause: The specified message limit was reached for the Capture process.

Action: Restart the Capture process, increasing the MESSAGE_LIMIT parameter if necessary.

ORA-26717: SCN limit reached

Cause: The specified SCN limit was reached for the GoldenGate, XStream or Streams process.

Action: Change the MAXIMUM_SCN parameter, then restart the GoldenGate, XStream or Streams process.

ORA-26718: transaction limit reached

Cause: The specified transaction limit was reached for the Apply process.

Action: Restart the Apply process, increasing the TRANSACTION_LIMIT parameter if necessary.

ORA-26721: enqueue of the LCR not allowed

Cause: An apply process attempted to enqueue an LCR with a LONG column. This is not supported.

Action: Modify rules or unset the enqueue destination to prevent LCRs with LONG columns from being enqueued by the apply process.

ORA-26723: user "*string*" requires the role "*string*"

Cause: The caller did not have the specified role or called the procedure from a definer's rights package or procedure.

Action: Grant the specified role to the caller. If the procedure is called from a definer's rights package or procedure, change the definer's rights package or procedure to an invoker's rights package or procedure. Or grant all the privileges for the specified role explicitly.

ORA-26724: only SYS is allowed to set the Capture or Apply user to SYS.

Cause: The Capture or Apply user was specified as SYS by a user other than SYS.

Action: Set SYS as the Capture or Apply user while logged in as SYS.

ORA-26725: cannot downgrade apply handlers

Cause: An attempt was made to downgrade apply handlers that are not associated with a local database object, or the apply handlers are associated with a specific apply process.

Action: Drop the associated apply handlers before attempting the downgrade.

ORA-26726: standby and DOWNSTREAM_REAL_TIME_MINE are incompatible

Cause: An attempt was made to set the standby database and DOWNSTREAM_REAL_TIME_MINE option of the Oracle GoldenGate, XStream or Oracle Streams capture process on the same database.

Action: Do not attempt to set the DOWNSTREAM_REAL_TIME_MINE option for a Oracle GoldenGate, XStream or Oracle Streams capture process on a standby database. Do not attempt to change a database role to standby if there exists a capture process with the DOWNSTREAM_REAL_TIME_MINE parameter set to Y.

ORA-26727: Cannot alter queue_to_queue property of existing propagation.

Cause: The queue_to_queue property was specified for an existing propagation.

Action: Pass NULL for the queue_to_queue argument.

ORA-26730: string 'string' already exists

Cause: An attempt to use FILE GROUP, FILE GROUP VERSION, or FILE GROUP FILE failed because the item in question already exists.

Action: Remove the object if appropriate and re-attempt the operation.

ORA-26731: string 'string' does not exist

Cause: A FILE GROUP, FILE GROUP VERSION, or FILE GROUP FILE was specified that does not exist.

Action: Make sure the object exists and re-attempt the operation.

ORA-26732: invalid file group string privilege

Cause: The specified privilege number that was specified is invalid.

Action: Check specification of dbms_file_group for valid privileges.

ORA-26733: timed-out waiting for file group lock

Cause: The procedure waited too long while getting a lock to perform a file group repository operation.

Action: Retry the operation.

ORA-26734: different datafiles_directory_object parameter must be specified

Cause: The attempted operation involved datafiles platform conversion which required the datafiles_directory_object parameter to be specified for placing the converted data files.

Action: Retry the operation after specifying a valid `datafiles_directory_object` parameter. This directory must be different from the directory objects for any of the datafiles for the specified file group version.

ORA-26735: operation not allowed on the specified file group version

Cause: One or more datafiles or export dump file(s) were missing from the specified file group version.

Action: Retry the operation after adding all the data files and Data Pump dump file(s) to the specified version.

ORA-26736: Data Pump error

Cause: A Data Pump error occurred when the procedure performed a File Group Repository operation.

Action: Check the error stack and trace file for error details.

ORA-26737: version *string* already has an export dump file

Cause: A Data Pump dump file was added to a file group version that already has a dump file.

Action: Remove the existing dump file if appropriate, and retry the operation.

ORA-26738: *string* 'string' is not empty

Cause: The FILE GROUP or FILE GROUP VERSION being dropped contained objects.

Action: Remove the child objects, then retry the operation.

ORA-26740: cannot downgrade because there are file groups

Cause: An attempt was made to downgrade a database that has file groups.

Action: Drop all file groups before attempting the downgrade.

ORA-26741: cannot assemble lob

Cause: An attempt was made to assemble lob, but the compatibility of the source database for the LOB information is lower than 10.2.0.

Action: Set `ASSEMBLE_LOBS` to `FALSE` in the DML or error handler while this handler is processing LOB information from a source database with a compatibility level lower than 10.2.0.

ORA-26742: Maximum number of ignored transactions exceeded

Cause: An attempt was made to add more than the allowed number of ignored transactions.

Action: Please clear the current list of ignored transactions.

ORA-26744: *string* capture process "*string*" does not support "*string*".*string* because of the following reason: *string*

Cause: GoldenGate, XStream or Streams capture encountered a table with an unsupported property. The most common reason is an unsupported column data type.

Action: Revise the Capture rules to skip over the table in question. One way might be to add a negative rule excluding changes from the unsupported table from being captured. Streams: Also query the `DBA_STREAMS_UNSUPPORTED` view to determine which tables are not supported by Streams and for what reason. Consider adding negative rules for any tables that may be captured, but are present in this view. XStream: Also query the `DBA_XSTREAM_OUT_SUPPORT_MODE` view to

determine which tables are not supported by XStream and for what reason. Consider adding negative rules for any tables that may be captured, but are present in this view. GoldenGate: Also query the DBA_GOLDENGATE_SUPPORT_MODE view to determine which tables are not supported by GoldenGate and for what reason. Consider adding EXCLUDETABLE statements for any tables that may be captured, but are present in this view. For potential workarounds to certain unsupported properties, see Metalink.

ORA-26745: cursors (*string*) are not sufficient

Cause: The maximum number of open cursors was too small for GoldenGate, XStream or Streams Apply.

Action: Increase the value of open_cursors.

ORA-26746: DDL rule "*string*"."*string*" not allowed for this operation

Cause: A DDL rule was specified for this operation.

Action: Specify a non-DDL rule for this operation.

ORA-26747: The one-to-many transformation function *string* encountered the following error: *string*

Cause: The specified transformation function encountered an error.

Action: Ensure that the function does not process or return DDL LCRs. Also ensure that the function does not return NULL.

ORA-26748: The one-to-one transformation function *string* encountered the following error: *string*

Cause: The specified transformation function encountered an error.

Action: Ensure that the function does not return an LCR that has a different type from the LCR which was passed to the function. Also ensure that the function does not return NULL. For DDL transformation functions, creating and returning a new DDL LCR is not allowed.

ORA-26752: Unsupported LCR received for "*string*"."*string*"

Cause: GoldenGate, XStream or Streams capture process received an LCR with unsupported operation from LogMiner.

Action: Stream: If this object is listed in DBA_STREAMS_UNSUPPORTED view, modify rules to prevent changes made to this object from getting captured. XStream: If this object is listed in DBA_XSTREAM_OUT_SUPPORT_MODE view, modify rules to prevent changes made to this object from getting captured. GoldenGate: If this object is listed in DBA_GOLDENGATE_SUPPORT_MODE view, modify rules to prevent changes made to this object from getting captured.

ORA-26753: Mismatched columns found in '*string.string*'

Cause: The columns in the LCR were not the same as the table in the database.

Action: Alter the database table.

ORA-26754: cannot specify both one-to-one transformation function *string* and one-to-many transformation function *string*

Cause: Both a one-to-one transformation function and a one-to-many transformation function were specified for a rule.

Action: Remove either the one-to-one transformation function, or the one-to-many transformation function.

ORA-26757: Timed out waiting for remote operation on instance *string* to finish

ORA-26760: Could not find message number *string* for transaction with id *string*

Cause: Error

Action: Contact Oracle support"

ORA-26761: Standby Redo Logs not available for real time mining

Cause: Standby Redo Logs required for real time mining by downstream capture process were not available.

Action: Check the configuration of Standby Redo Logs and retry the operation at a later time. To start the capture process without real time mining property, reset `DOWNSTREAM_REAL_TIME_MINE` parameter of the capture process and retry the operation.

ORA-26762: Cannot autogenerate name for parameter *string* because of the following reason: *string*

Cause: An error was encountered while attempting to generate a name for a parameter which was passed a NULL value.

Action: If possible, fix the error, otherwise specify the parameter name explicitly.

ORA-26763: invalid file type "*string*"

Cause: An invalid file type was specified for the ASM file.

Action: Check documentation for valid ASM file types.

ORA-26764: invalid parameter "*string*" for local capture "*string*"

Cause: An invalid parameter was specified for the local capture process.

Action: Check documentation for valid parameters.

ORA-26765: invalid parameter "*string*" for downstream capture "*string*"

Cause: An invalid parameter was specified for the downstream capture process.

Action: Check documentation for valid parameters.

ORA-26766: Unexpected redo pattern encountered by LogMiner

Cause: LogMiner encountered an unexpected redo pattern. This is usually caused by tables with unsupported data types or newer table features.

Action: Remove the capture rule for the table and restart capture.

ORA-26767: Not enough redo log information for LogMiner

Cause: Direct-path SQL with NOLOGGING option or a SQL*Loader operation with UNRECOVERABLE clause was specified for the table.

Action: Remove the capture rule for the table and restart capture.

ORA-26768: Maximum number of unsupported tables exceeded

Cause: An attempt was made to add more than the allowed number of unsupported tables.

Action: Clear the current list of unsupported tables.

ORA-26770: Index-organized table not supported

ORA-26771: User-defined column type not supported

ORA-26772: Encrypted column not supported

ORA-26773: Invalid data type for column "*string*"

ORA-26774: Queue table not supported

ORA-26775: Temporary table not supported

ORA-26776: Subordinate object not supported

ORA-26777: External table not supported

ORA-26778: File column not supported

ORA-26779: Materialized view not supported

ORA-26780: Object table not supported

ORA-26781: Nested table not supported

ORA-26782: Function-based index not supported

ORA-26783: Column data type not supported

ORA-26785: Object has a NULL value

Cause: A method was invoked on a NULL object.

Action: Initialize the object with a non-NULL value.

ORA-26786: A row with key *string* exists but has conflicting column(s) *string* in table *string*

Cause: The row to update or delete exists in the table but had conflicting value for some columns.

Action: For Streams and XStream, please define a conflict resolution, or resolve the conflict and execute the error transaction using DBMS_APPLY_ADM.EXECUTE_ERROR. For logical standby, please verify the status of the database guard to ensure local modifications are not allowed, then re-instantiate the table and contact support if the problem persists. For GoldenGate, configure Conflict Resolution (CDR) or REPERROR handler for the table and restart replicat.

ORA-26787: The row with key *string* does not exist in table *string*

Cause: The row to update or delete does not exist in the table.

Action: For Streams and XStream, please define a conflict resolution, or resolve the conflict and execute the error transaction using DBMS_APPLY_ADM.EXECUTE_ERROR. For logical standby, please verify the status of the database guard to ensure local modifications are not allowed, then re-instantiate the table and contact support if the problem persists. For GoldenGate, configure Conflict Resolution (CDR) or REPERROR handler for the table and restart replicat.

ORA-26788: The column *string* is not encrypted in the local database.

Cause: The column in the destination database is NOT encrypted while it is encrypted in the source database.

Action: Set the corresponding column property in the destination database to 'encrypted' or change the apply parameter, PRESERVE_ENCRYPTED_COLS, to 'N' to suppress the error.

ORA-26789: Cannot split propagation *string* because only one propagation originates from its source queue "*string*".*string*"

Cause: Only one propagation originated from the propagation source queue.

Action: Please do not split this propagation.

ORA-26790: Requesting a lock on *string* "*string*" timed out

Cause: Could not get a lock on the object because another process was holding the lock.

Action: Please try later.

ORA-26791: Cannot split or merge propagation "*string*"

Cause: A process tried to split or merge this propagation, but failed and left STREAMS in an inconsistent state.

Action: Query DBA_RECOVERABLE_SCRIPT_BLOCKS view, and roll back the script which tried to split or merge this propagation.

ORA-26792: Invalid source database name *string*

Cause: The value for the source database global name was not valid.

Action: Specify a valid database global name. If the source database is not the local database, check the listener is up and running.

ORA-26793: Number of capture processes that enqueued message to queue "*string*".*string*" not equal to one

Cause: Split-merge API requires only one capture process enqueued message to the queue where the propagation originated

Action: Please drop one capture, or split or merge another propagation.

ORA-26794: Hierarchically enabled tables not supported

Cause: Hierarchically enabled tables are not supported.

Action: Disable hierarchy for the table.

ORA-26795: Cannot modify an LCR received from an XStream outbound server

Cause: An attempt was made to modify an LCR generated by an XStream outbound server.

Action: Clone the LCR generated by the XStream outbound server by using the provided OCILCR* functions, such as OCILCRNew, OCILCRHeaderSet, and OCILCRRowColumnInfoSet. Then modify the cloned LCR.

ORA-26798: LOB logical change record (LCR) missing LOB column in table "*string*".*string*"

Cause: The apply slave could not fill update LOB because of missing LOB column.

Action: Check that all LOB columns have been sent correctly.

ORA-26799: unique constraint *string.string* violated for table *string.string* with column values *string*

Cause: The row to update or insert violated the unique constraint.

Action: For XStreams, define a conflict resolution, or resolve the conflict and execute the error transaction using DBMS_APPLY_ADM.EXECUTE_ERROR.

ORA-26800: Apply not the only subscriber for "string"."string".

Cause: The combined capture and apply optimization could not be used since Apply was not the lone subscriber to the queue.

Action: Apply has to be the only subscriber to the queue.

ORA-26801: More than one subscriber for "string"."string".

Cause: Multiple subscribers were found when the combined capture and apply optimization was configured to only work for one subscriber.

Action: Configure a single subscriber, apply or propagation for the queue, or enable the optimization for multiple subscribers.

ORA-26802: Queue "string"."string" has messages.

Cause: The combined capture and apply optimization could not be used since the queue had messages.

Action: Make sure queue is empty before starting apply and capture.

ORA-26803: Subscribers have changed for queue "string"."string".

Cause: The combined capture and apply optimization could not be used since the subscribers had changed.

Action: Optimization can be used only if the queue has a single subscriber.

ORA-26804: Apply "string" is disabled.

Cause: The apply process was disabled or aborted.

Action: Start the apply process.

ORA-26805: Queue "string"."string" has rule based subscribers.

Cause: The combined capture and apply optimization could not be used since the queue had rule based subscribers.

Action: Make sure queue has no rule based subscribers before starting apply and capture.

ORA-26806: Remote database could not support combined capture and apply optimization.

Cause: The remote database has a version lower than Oracle 11.0 and hence does not understand combined capture and apply optimization.

Action: Upgrade the remote database to Oracle 11.0 or above in order to use the combined capture and apply optimization.

ORA-26807: Database link is not NULL for Apply with the name "string" .

Cause: The combined capture and apply optimization could not be used since apply_database_link was not NULL.

Action: Drop and recreate the apply with NULL value for apply_database_link.

ORA-26808: Apply process *string* died unexpectedly.

Cause: Apply process died unexpectedly.

Action: Check your system for anomalies and restart apply. If this error persists, contact Oracle Support Services. See trace file for more details.

ORA-26809: Capture aborted: checkpoint-free mode requires combined capture and apply mode.

Cause: The requirements for combined capture and apply mode were broken.

Action: Restore the combined capture and apply mode and then restart the capture. If combined capture and apply mode is no longer desired, drop the existing checkpoint-free capture and create another one that will take checkpoints.

ORA-26810: Apply "*string*" on database "*string*" is in the mode of combined capture and apply.

Cause: The combined capture and apply optimization could not be used because Apply was already in the mode of combined capture and apply.

Action: Do not configure two captures for one apply.

ORA-26811: Client has already attached to *string* apply "*string*".

Cause: The client has already attached to the specified apply process.

Action: Detach apply process before reattach.

ORA-26812: An active session currently attached to XStream server "*string*".

Cause: An attempt was made to attach to the specified XStream server while another session was attached to it.

Action: Retry when there is no session attaching to the specified XStream server.

ORA-26813: The value for argument "ARRAY_SIZE" is too small

Cause: The value for argument "ARRAY_SIZE" was less than the number of columns in the requested column list.

Action: Check the return value for "NUM_COLUMNS" parameter then allocate all input arrays to at least that size and invoke the same OCI function again.

ORA-26814: The value for argument *string* exceeds maximum *string*

Cause: The value for specified value exceeded the maximum allowed.

Action: Correct the value of specified argument.

ORA-26815: Error from Apply Network Receiver for Apply "*string*" and Capture "*string*".

Cause: The Apply Network Receiver aborted due to an unexpected error.

Action: Query DBA_APPLY_ERROR to determine the error and then restart the Capture and Apply.

ORA-26816: *string* apply process "*string*" (OS id *string*) is exiting due to ORA-*string*.

Cause: An apply process encountered an unexpected error.

Action: Query DBA_APPLY to examine the status of Apply and restart Apply if needed.

ORA-26817: *string* capture process "*string*" is unable to communicate with capture server *string* during initialization.

Cause: Capture server might not be started properly

Action: Fix any errors during capture server creation and re-start capture process

ORA-26818: *string* capture process *string* receives an error from capture server.

Cause: Capture server received an error.

Action: Check log for error details.

ORA-26819: *string* capture server for apply "*string*" and capture "*string*" encounters disabled or aborted propagation "*string*".

Cause: Propagation was disabled or aborted.

Action: Start propagation.

ORA-26820: *string* capture server for apply "*string*" and propagation "*string*" becomes active and needs join capture process "*string*".

Cause: Capture server was waiting for propagation or apply to start

Action: Capture process needs restart (done automatically).

ORA-26821: No propagation process found between source queue "*string*".*string*" and destination queue "*string*".*string*".

Cause: Propagation has not been configured.

Action: Configure a propagation between specified queues and restart capture.

ORA-26822: Failure in creating capture servers (ksv error code *string*).

Cause: Failure in ksv slave creation.

Action: Identify the actual ksv error and act accordingly.

ORA-26823: *string* capture server *string* is unable to communicate with capture process "*string*".

Cause: Capture process was not started properly or was aborted.

Action: If Oracle GoldenGate, XStream or Streams capture process was stopped, then restart the capture process. Otherwise, fix any errors during the capture process creation and restart the capture process.

ORA-26824: user-defined XStream callback error

Cause: A value other than OCI_CONTINUE or OCI_SUCCESS was returned for the user-defined XStream callback function. Any returned value other than OCI_CONTINUE or OCI_SUCCESS is invalid.

Action: Verify that either OCI_CONTINUE or OCI_SUCCESS is returned from the user-defined XStream callback function.

ORA-26825: STREAMS process "*string*" is not configured as an XStream outbound server.

Cause: An attempt was made to attach to a STREAMS apply process, which was not configured as an XStream outbound server.

Action: Check the apply name or re-create the apply process as an XStream outbound server.

ORA-26826: *string* apply coordinator and apply slave are unable to communicate.

Cause: GoldenGate, XStream or Streams Apply process may have died unexpectedly.

Action: Check your system for anomalies and restart apply. If this error persists, contact Oracle Support Services. See trace file for more details.

ORA-26827: Insufficient privileges to attach to XStream outbound server "*string*".

Cause: Sufficient privileges were not granted to attach to the specified XStream outbound server.

Action: Query DBA_XSTREAM_OUTBOUND view to get the connect_user value for the specified outbound server. Then modify the application to connect to the outbound server's database using this value.

ORA-26828: XStream outbound server "*string*" requires combined capture and apply mode.

Cause: The specified XStream outbound server was not in combined capture and apply mode.

Action: Restore the combined capture and apply mode and then restart the capture.

ORA-26829: Cannot set "DISABLE_ON_ERROR" parameter to 'N'.

Cause: An attempt was made to change the "DISABLE_ON_ERROR" parameter for an XStream outbound server to 'N'.

Action: Remove invalid statement.

ORA-26830: Cannot define handler for an XStream outbound server.

Cause: An attempt was made to define a handler for an XStream outbound server.

Action: Remove invalid statement.

ORA-26831: Cannot delete or execute error transaction from XStream outbound server "*string*".

Cause: An attempt was made to delete or execute an error transaction from the specified XStream outbound server.

Action: Remove invalid statement.

ORA-26832: Unable to create XStream outbound server "*string*" due to existing handler.

Cause: An attempt was made to create the specified XStream outbound server while there was a handler defined for the specified server.

Action: Use DBMS_APPLY_ADM.SET_DML_HANDLER procedure to remove all handlers defined on the specified server then retry statement.

ORA-26833: *string* failed to update acknowledgment SCN for propagation "*string*" from capture "*string*" to apply "*string*".

Cause: propagation might have been modified after GoldenGate, XStream or Streams was started.

Action: Ensure propagation is configured properly and restart GoldenGate, XStream or Streams.

ORA-26834: Unable to alter parameter '*string*' because *string* capture process is not configured to run locally

Cause: An attempt was made to alter the specified capture parameter when the GoldenGate, XStream or Streams capture process was not configured to run on the local database.

Action: Remove the invalid parameter or use DBMS_CAPTURE_ADM.ALTER_CAPTURE procedure to alter the parameter.

ORA-26835: The source database for XStream outbound server "*string*" is invalid

Cause: An attempt was made to add an XStream outbound server with a source database that was different from the associated capture's source database.

Action: Correct the value for the 'source_database' parameter in the call.

ORA-26836: The specified rules must be created from the same subsetting condition

Cause: An attempt was made to remove an outbound server's subset rules when the specified INSERT, UPDATE, and DELETE rules were not created from the same subsetting condition.

Action: Correct the rules in the statement.

ORA-26837: Server "*string*" is not an XStream inbound server

Cause: An attempt was made to execute a procedure not appropriate on an XStream inbound server.

Action: Replace with a procedure appropriate for an XStream inbound server and resubmit.

ORA-26838: Setting apply parameter "*string*" is not permitted for XStream Outbound Server

Cause: An attempt was made to set an apply parameter that was not applicable for XStream Outbound Server.

Action: Configure XStream Outbound Server using valid parameters. Check the documentation for valid parameter values.

ORA-26839: Apply tag for apply "*string*" is not permitted for XStream Outbound Server

Cause: An attempt was made to set an apply tag that was not applicable for XStream Outbound Server.

Action: Do not set the apply tag when using XStream Outbound Server.

ORA-26840: Combined capture and apply optimization is disabled because *string* is unable to identify an apply for the source database "*string*".

Cause: There were multiple Streams apply processes using the same queue which made combined capture and apply (CCA) optimization not possible.

Action: If Streams performance is an issue, check the "Combined Capture and Apply Optimization" chapter in the "Oracle Streams Concepts and Administration" book. Then reconfigure the Streams processes to meet this optimization's requirements.

ORA-26841: No subscribers are found for queue "*string*"."*string*".

Cause: No propagation or apply was configured for the specified queue.

Action: Configure propagation or apply for the specified queue.

ORA-26842: Setting apply directive "*string*" is not permitted for XStream Outbound Server

Cause: An attempt was made to set an apply directive that was not applicable for XStream Outbound Server.

Action: Configure XStream Outbound Server using valid directives. Check the documentation for valid directives.

ORA-26843: Local propagation "*string*" found for capture queue "*string*"."*string*".

Cause: The combined capture and apply optimization could not be used because a local propagation was attached to the capture queue.

Action: Remove the local propagation and restart capture.

ORA-26844: Found "string" active automatic split jobs for string Capture "string" in DBA_STREAMS_SPLIT_MERGE

Cause: Only one active split job is allowed for each GoldenGate, XStream or Streams Capture, but multiple active automatic split jobs were found in DBA_STREAMS_SPLIT_MERGE.

Action: Check trace to see how the jobs were submitted and drop them.

ORA-26845: Found "string" active split rows with the same cloned string Capture "string" in DBA_STREAMS_SPLIT_MERGE

Cause: In DBA_STREAMS_SPLIT_MERGE, for active split rows, the column CLONED_CAPTURE_NAME should be unique. However, multiple rows were found whose ACTION_TYPE column is 'SPLIT', ACTIVE column is 'ACTIVE' and have the same CLONED_CAPTURE_NAME.

Action: Check trace to see how the rows were inserted and call DBMS_STREAMS_ADM.RECOVER_OPERATION() for error recovery.

ORA-26846: Found "string" active automatic merge jobs for cloned string Capture "string" in DBA_STREAMS_SPLIT_MERGE

Cause: Only one active merge job is allowed for each cloned GoldenGate, XStream or Streams Capture, but multiple active automatic merge jobs were found in DBA_STREAMS_SPLIT_MERGE.

Action: Check trace to see how the jobs were submitted and drop them.

ORA-26847: Found invalid string type: "string"

Cause: Invalid GoldenGate, XStream or Streams type to split off was found. Type should only be 'PROPAGATION'(1) or 'APPLY'(2).

Action: Check trace to see how the invalid GoldenGate, XStream or Streams type was created and correct it.

ORA-26848: Split a nonexistent Streams Capture process "string" in job "string"

Cause: The job attempted to split a non-existent original Streams Capture.

Action: Drop the split job, or wait until the Streams Capture comes to existence.

ORA-26849: Split a nonsplittable string Capture process "string" in job "string"

Cause: The job tried to split a GoldenGate, XStream or Streams Capture that was not splittable. That is, the Capture either had less than two subscribers, or it was not the only Capture of its queue.

Action: Drop the split job, or wait until the GoldenGate, XStream or Streams Capture becomes splittable.

ORA-26850: Changes to queue subscribers were detected by string capture process.

Cause: The subscribers for capture queue might have changed.

Action: Capture process will restart automatically.

ORA-26851: Unable to connect to apply "string" because it has connected to another capture.

Cause: Another capture process is already connected to apply.

Action: Wait for the connected capture process to terminate or abort the connected capture process.

ORA-26852: Invalid NULL value for column_value parameter.

Cause: NULL is not allowed to be passed as the column value.

Action: Replace NULL with a proper AnyData instance containing NULL, e.g., `sys.AnyData.ConvertVarchar2(NULL)`, as the column value if the column value is NULL.

ORA-26853: invalid cca maximum percentage string

Cause: Specified percentage value was not in range 0 - 100.

Action: Specify a percentage value in the range 0 - 100.

ORA-26854: string string has no enqueue or dequeue privileges to the queue.

Cause: The GoldenGate, XStream or Streams user did not have enqueue or dequeue privilege to the queue.

Action: Grant GoldenGate, XStream or Streams user enqueue or dequeue privileges to the queue.

ORA-26855: string string has insufficient database privilege to access the queue.

Cause: The GoldenGate, XStream or Streams user did not have sufficient database privilege to access the queue.

Action: Grant GoldenGate, XStream or Streams user database privileges to access the queue.

ORA-26856: STREAMS string has insufficient database privilege to access the queue.

Cause: The GoldenGate, XStream or Streams user did not have sufficient database privilege to access the queue.

Action: Grant GoldenGate, XStream or Streams user database privileges to access the queue.

ORA-26857: LCR position cannot be null (XID=string).

Cause: The position of an LCR in the specified transaction was null.

Action: Use `OCILCRHeaderSet` to define the LCR position.

ORA-26858: LCR position must be strictly increasing (XID='string', LCR position='string', previous position='string').

Cause: The position of an LCR in the specified transaction was less than or equal to the previous LCR in transaction.

Action: Use `OCILCRHeaderSet` to correct the LCR position.

ORA-26859: Server "string" is not an XStream outbound server

Cause: An attempt was made to execute a procedure not appropriate on an XStream outbound server.

Action: Replace with a procedure appropriate for an XStream outbound server and resubmit.

ORA-26860: Different transactions must have different transaction IDs (XID='string', LCR position='string', previous commit position='string').

Cause: The position of an LCR in the specified transaction was greater than the position of the previous commit LCR in transaction with same transaction ID.

Action: Use different transaction IDs for different transactions.

ORA-26862: LCR position must be greater than the processed low position of the XStream inbound server (XID='string', LCR position='string').

Cause: The position of an LCR in the specified transaction was less than or equal to the processed low position of the XStream inbound server.

Action: Use OCILCRHeaderSet to correct the LCR position.

ORA-26863: Job "string" showing as an active job in DBA_STREAMS_SPLIT_MERGE does not exist in DBA_SCHEDULER_JOBS.

Cause: An active job showing in DBA_STREAMS_SPLIT_MERGE did not exist. It may have been dropped accidentally or something was wrong with it.

Action: Check trace to identify the problem and call DBMS_STREAMS_ADM.RECOVER_OPERATION() for error recovery.

ORA-26864: Error occurred in string automatic job: "string"

Cause: An error has happened inside GoldenGate, XStream or Streams automatic job.

Action: Check trace for more detail.

ORA-26865: must send a COMMIT LCR to end transaction 'string' before sending another transaction

Cause: An attempt was made by a client application to send LCRs for a new transaction before sending a COMMIT LCR for the specified transaction.

Action: Modify the client application to send a COMMIT LCR at the end of the specified transaction.

ORA-26866: The Queue of string Apply process "string" is not changeable.

Cause: Not all of the conditions for the Queue of a GoldenGate, XStream or Streams Apply process to be changeable were met. Conditions are: -The Apply process is not running. -The Apply process has no error. -The Apply process has no spilling. -The Apply process is not used for XStream Outbound or Inbound Servers. -The Apply process is a local Apply process. -The corresponding GoldenGate, XStream or Streams Capture process should be stopped.

Action: Make sure all of the conditions are met.

ORA-26867: string must be called during OCIXStreamOutLCRReceive execution

Cause: An attempt was made to execute the specified function while OCIXStreamOutLCRReceive call was not in progress.

Action: Check your program and make sure the specified call is invoked during OCIXStreamOutLCRReceive callback function.

ORA-26868: string must be called during OCIXStreamInLCRSend execution

Cause: An attempt was made to execute the specified function while OCIXStreamInLCRSend call was not in progress.

Action: Check your program and make sure the specified call is invoked during OCIXStreamInLCRSend callback function.

ORA-26869: must attach to an XStream inbound server before executing string function

Cause: An attempt was made to invoke the specified function before executing OCIXStreamInAttach call.

Action: Add OCIXStreamInAttach call before the specified function.

ORA-26870: cannot call *string* while OCIXStreamInLCRCallbackSend call is still executing.

Cause: An attempt was made to invoke the specified call while OCIXStreamInLCRCallbackSend call was executing.

Action: Check your program and remove the specified call when there is an OCIXStreamInLCRCallbackSend call in progress.

ORA-26871: unexpected *string* call (expecting *string*)

Cause: Could be one of the following reasons: 1) An attempt was made to invoke OCIXStreamInChunkSend when the most recent LCR or chunk sent did not have the OCI_XSTREAM_MORE_ROW_DATA flag set; 2) An attempt was made to invoke OCIXStreamInLCRSend when the most recent LCR or chunk sent had OCI_XSTREAM_MORE_ROW_DATA flag set.

Action: n/a

ORA-26872: must attach to an XStream outbound server before executing *string* function

Cause: An attempt was made to invoke the specified function before executing OCIXStreamOutAttach call.

Action: Add OCIXStreamOutAttach call before the specified function.

ORA-26873: cannot call *string* while OCIXStreamOutLCRCallbackReceive call is still executing.

Cause: An attempt was made to invoke the specified call while OCIXStreamOutLCRCallbackReceive call was executing.

Action: Check your program and remove the specified call when there is an OCIXStreamOutLCRCallbackReceive call in progress.

ORA-26874: *string* Capture process "*string*" cannot be split.

Cause: An attempt was made to split a GoldenGate, XStream or Streams Capture process that could not be split. That is, the Capture process either had less than two subscribers, or it was not the only Capture process of its queue.

Action: Wait until the GoldenGate, XStream or Streams Capture process can be split.

ORA-26875: Timeout while *string* automatic split job "*string*" waits for the subscriber "*string*" of Capture process "*string*" to acknowledge split

Cause: To split a subscriber of a GoldenGate, XStream or Streams Capture process, an automatic split job needs to wait until the subscriber acknowledges the split. The wait timed out.

Action: n/a

ORA-26876: invalid processed low-watermark (current position=*string*; new position=*string*)

Cause: An attempt was made to set the processed low-watermark to a value that was less than the current processed low-watermark.

Action: Correct the processed low-watermark in OCIXStreamOutProcessedLWMSet call.

ORA-26877: must reattach after an OCIXStreamOut call was interrupted

Cause: An attempt was made to execute another OCIXStreamOut API when an earlier call was interrupted because the XStream outbound server was disabled or the client requested cancellation of the operation.

Action: Execute OCIXStreamOutAttach call to reattach to the same XStream outbound server.

ORA-26878: inconsistent input LCR (LCR is 'string' type, expecting 'string')

Cause: An attempt was made to send an LCR that was not consistent with the specified LCR type.

Action: Correct your application to specify an LCR type that agrees with the LCR to be sent.

ORA-26879: "SET_ENQUEUE_DESTINATION" directive is not permitted on rules used by XStream outbound server "string"

Cause: One or more rules, used by the specified XStream outbound server, had SET_ENQUEUE_DESTINATION directive defined.

Action: Execute the following: 1) Execute query SELECT xr.rule_owner, xr.rule_name, xr.rule_set_owner, xr.rule_set_name FROM dba_apply_enqueue e, dba_xstream_rules xr WHERE e.rule_owner = xr.rule_owner AND e.rule_name = xr.rule_name AND xr.streams_name = *specified outbound server*; 2) For each rule returned, execute DBMS_APPLY_ADM.SET_ENQUEUE_DESTINATION procedure to set the destination queue to null, or execute DBMS_RULE_ADM.REMOVE_RULE to remove that rule from its associated rule set.

ORA-26880: "SET_EXECUTE" directive is not permitted on rules used by XStream outbound server "string"

Cause: One or more rules, used by the specified XStream outbound server, had SET_EXECUTE directive defined.

Action: Execute the following: 1) Execute query SELECT xr.rule_owner, xr.rule_name, xr.rule_set_owner, xr.rule_set_name FROM dba_apply_execute e, dba_xstream_rules xr WHERE e.rule_owner = xr.rule_owner AND e.rule_name = xr.rule_name AND xr.streams_name = *specified outbound server*; 2) For each rule returned, use DBMS_APPLY_ADM.SET_EXECUTE procedure to set the EXECUTE parameter to TRUE, or use DBMS_RULE_ADM.REMOVE_RULE to remove that rule from its associated rule set.

ORA-26881: ORA-string: string raised in string automatic string job:"string"."string" for Capture process "string" and cloned Capture process "string".

Cause: An error was raised in a GoldenGate, XStream or Streams automatic split/merge job for the given original and cloned Capture processes.

Action: Check the corresponding split/merge row in DBA_STREAMS_SPLIT_MERGE view, alert log and trace file for details.

ORA-26882: Timeout while string automatic split/merge job:"string"."string" tried to lock Capture process "string".

Cause: The GoldenGate, XStream or Streams Capture process could be locked by other automatic split/merge jobs.

Action: No action required. The GoldenGate, XStream or Streams automatic split/merge job will retry automatically.

ORA-26883: Timeout due to string Apply process "string" while merge original Capture process "string" and cloned Capture process "string".

Cause: When merging two GoldenGate, XStream or Streams Capture processes, the merge needs to wait until the Apply process of the cloned Capture process goes ahead of the slowest subscriber of the original Capture process. This wait timed out.

Action: Make sure the GoldenGate, XStream or Streams Apply process still works properly.

ORA-26884: Not allowed to specify OCI_LCR_ROW_COLVAL_OLD with OCILCR_NEW_ONLY_MODE.

Cause: An attempt was made to call OCILCRRowColumnInfoGet function with OCI_LCR_ROW_COLVAL_OLD and OCILCR_NEW_ONLY_MODE.

Action: Change OCI_LCR_ROW_COLVAL_OLD to OCI_LCR_ROW_COLVAL_NEW or remove OCILCR_NEW_ONLY_MODE argument.

ORA-26885: OCIXStreamInCommit called before OCIXStreamInFlush

Cause: An attempt was made to call OCIXStreamInCommit before calling OCIXStreamInFlush.

Action: Call OCIXStreamInFlush prior to calling OCIXStreamInCommit.

ORA-26886: LCR commit position ('string') must be greater than the applied high position of the XStream inbound server (position='string').

Cause: The position of the commit LCR was less than or equal to the applied high position of the XStream inbound server.

Action: Set the commit position higher than the applied high position.

ORA-26887: Insufficient privileges to attach to XStream inbound server "string".

Cause: Sufficient privileges were not granted to attach to the specified XStream inbound server.

Action: Query DBA_XSTREAM_INBOUND view to get the apply_user value for the specified XStream outbound server. Then, modify the application to connect to the inbound server's database using this value.

ORA-26888: Redo compatibility must be 10.2 or greater

Cause: XStream Out requires redo compatibility to be 10.2 or greater.

Action: Drop the outbound server.

ORA-26889: LOB assembly not supported for PDML parent transaction string, child transaction string.

Cause: LOB assembly is not supported for PDML transactions.

Action: Disable LOB assembly, or filter out the PDML transaction.

ORA-26890: Invalid update LCR on Oracle Sequence "string"."string"

Cause: The new value column list of an update LCR on an Oracle Sequence did not have non-null columns "CYCLE#", "INCREMENT\$", "CACHE" and "HIGHWATER".

Action: Make sure the new value column list has all the required columns. This might be a user error if the LCR is from an XStream In client.

ORA-26891: Target Oracle Sequence "string"."string" has inconsistent parameters with the source.

Cause: The source and target Oracle Sequences did not have the identical cache size, increment value, and cycle flag needed for replication purposes.

Action: Make sure the source and target Oracle Sequences have identical parameters. This might be a user error if the LCR is from an XStream In client.

ORA-26892: XStream feature not supported

Cause: The XStream feature was not supported.

Action: No action necessary.

ORA-26893: Input LCR must be a commit LCR

Cause: The input LCR was not a commit LCR.

Action: Make sure the input LCR is a commit LCR.

ORA-26894: Invalid "string" in Apply Progress redo

Cause: The value of the field reported was possibly corrupted.

Action: Contact Oracle Support Services.

ORA-26895: Setting parameter "string" of Streams process "string" is only permitted for Oracle GoldenGate or XStream.

Cause: An attempt was made to set a parameter that is only allowed for XStream.

Action: Oracle GoldenGate license is needed to use this parameter.

ORA-26896: Attempted to connect multiple Oracle GoldenGate Capture processes, including "string", with XStream outbound server "string" through queue "string"."string"

Cause: An attempt was made to connect multiple Oracle GoldenGate Capture processes through a queue with the XStream outbound server.

Action: Each XStream outbound server can only connect with one co-located Capture process. Remove extra Capture processes.

ORA-26897: Unable to start string capture "string" because its subscribers "string" and "string" have different purpose

Cause: An attempt was made to start an Oracle Capture process but it failed to start because its subscribers had conflicting purpose.

Action: Remove one of the specified subscribers from the capture queue.

ORA-26898: Unable to create "string" because there is an Oracle Capture process using the same queue "string"."string"

Cause: An attempt was made to create an inbound server using the same queue that was used by an Oracle Capture process.

Action: Resubmit the statement using another queue name.

ORA-26899: internal string error

Cause: An internal Streams, XStream or GoldenGate error has occurred.

Action: Please contact Oracle customer support.

ORA-26900: Streams failed to update data dictionary table for propagation "string" from capture "string" to apply "string".

Cause: The data dictionary table was corrupted.

Action: Validate the data dictionary table to restart GoldenGate, XStream or Streams capture process.

ORA-26901: string propagation sender in the combined capture and apply mode is to be suspended while apply is disabled.

Cause: The corresponding subscriber was dropped or split.

Action: No action necessary.

ORA-26902: *string* propagation sender in the combined capture and apply mode is to be suspended while apply is enabled.

Cause: The corresponding subscriber was dropped or split.

Action: No action necessary.

ORA-26903: Invalid edition name "*string*"

Cause: The edition associated with the LCR did not exist in the destination database.

Action: Check if the edition needs to be created manually on the destination database or if the CREATE EDITION statement for this edition has been applied properly on the destination database.

ORA-26904: Invalid bind variable "*string*" in LCR field expression.

Cause: In the statement handler, the bind variables listed in the SQL expression did not match the allowed Logical Change Record field names.

Action: Verify that all the bind variables listed in the expression are legal Logical Change Record fields.

ORA-26905: Invalid LCR method expression "*string*" in statement handler.

Cause: The Logical Change Record method listed was not allowed in the statement handler.

Action: Verify that the Logical Change Record method listed in the expression is a legal DBMS_LCR method.

ORA-26906: No change handler exists.

Cause: There was no change handler for the specified apply, operation, source table, change table, and capture values.

Action: Query DBA_APPLY_CHANGE_HANDLERS view to find the correct change handler.

ORA-26907: Insufficient privileges to set converge tag

Cause: Privileges were insufficient to set converge tag.

Action: The invoker needs EXECUTE_CATALOG_ROLE or execute privilege on DBMS_STREAMS_ADM to set converge tag. Grant appropriate privileges to the invoker.

ORA-26908: XStream API must be executed using a dedicated server process.

Cause: An attempt was made to execute XStream API using a shared server process.

Action: Replace the connect string in the client application to use a dedicated server process.

ORA-26909: cannot reexecute an eager error

Cause: An attempt was made to reexecute an eager error transaction. An eager transaction is applied before the apply process sees the commit or rollback for the transaction.

Action: Fix the cause of the eager error and restart the apply process. When apply is restarted, capture will automatically resend the transaction, and the transaction will be applied by the apply process.

ORA-26910: user error *string* encountered in eager mode

Cause: An error was encountered during eager apply. An eager transaction is applied before the apply process sees the commit or rollback for the transaction. If an error occurs during an eager transaction, the transaction will be rolled back.

Action: Query the DBA_APPLY_ERROR view to determine the error and take the appropriate action. The apply process will need to be restarted to apply the transaction that had the error. When apply is restarted, capture will automatically resend the transaction, and the transaction will be applied by the apply process.

ORA-26911: invalid oldest position (current position=*string*; new position=*string*)

Cause: An attempt was made to set the oldest position to a value that was less than the current value.

Action: Correct the oldest_position argument in OCIXStreamOutProcessedLWMSet2 call.

ORA-26912: not allowed to invoke '*string*' while in committed data-only mode

Cause: An attempt was made to call the specified API while the attached XStream server was in committed data-only mode.

Action: Perform one of the following: 1) If the invalid call is OCIXStreamOutProcessedLWMSet2, then change it to OCIXStreamOutProcessedLWMSet or pass a null oldest_position to OCIXStreamOutProcessedLWMSet2 call. 2) If the invalid call is OCIXStreamInProcessedLWMGet2, then change it to OCIXStreamInProcessedLWMGet or pass a null oldest_position to OCIXStreamInProcessedLWMGet2 call.

ORA-26913: must connect to instance *string* where *string string* server "*string*" is running

Cause: The client application was not connected to the same Oracle RAC instance as the specified Oracle GoldenGate or XStream server.

Action: Connect to the specified instance using the network service name obtained from the following query: SELECT network_name FROM all_queues q, all_xstream_outbound ob WHERE q.owner = ob.queue_owner AND q.name = ob.queue_name AND server_name = '<server_name>';

ORA-26914: Unable to communicate with *string* capture process "*string*" from outbound server "*string*".

Cause: Capture process might not have been started properly or was aborted.

Action: If Oracle GoldenGate or XStream capture process was stopped, then restart the capture process. Otherwise, query the DBA_CAPTURE view to determine the reason and take the appropriate action. If the error is ORA-4031, either increase the initialization parameter STREAMS_POOL_SIZE or increase the capture parameter MAX_SGA_SIZE or increase both. Refer to the XStream documentation for additional information on these parameters.

ORA-26915: Unable to return Logical Change Record (LCR) information due to missing data dictionary.

Cause: The current session was unable to return the requested information on the given LCR due to missing dictionary data on that LCR.

Action: Detach and reattach the XStream outbound server. Then retry the current call.

ORA-26916: Must call OCIPOGGRedoLogOpen function before OCIPOGGRedoLogRead

Cause: An attempt was made to call OCIPOGGRedoLogRead before calling OCIPOGGRedoLogOpen.

Action: Add OCIPOGGRedoLogOpen call before OCIPOGGRedoLogRead.

ORA-26917: OCIPOGG API must be executed using a dedicated server process.

Cause: An attempt was made to execute OCIPOGG API using a shared server process.

Action: Replace the connect string in the client application to use a dedicated server process.

ORA-26918: Must use 'string' procedure for outbound server "string".

Cause: An attempt was made to execute START_APPLY on an outbound server that uses uncommitted data mode.

Action: Use the specified procedure instead.

ORA-26919: Capture "string" is not associated with queue "string"."string".

Cause: The capture specified in the ADD_OUTBOUND procedure was not associated with the specified queue.

Action: Resubmit the ADD_OUTBOUND procedure after removing either the capture_name or the queue_name argument.

ORA-26920: string outbound server "string" has been stopped.

Cause: The specified outbound server was stopped.

Action: Execute START_OUTBOUND procedure to restart the outbound server or execute OCIXStreamOutAttach function to reattach to the outbound server.

ORA-26921: Cannot alter the start SCN or time of string Capture "string".

Cause: An attempt was made to alter the start SCN or time for a capture while other outbound servers were still attached to it.

Action: Execute the following: 1) Get the names of other outbound servers currently attached to the specified Capture using the query: SELECT server_name FROM dba_xstream_outbound WHERE (status = 'ATTACHED') AND (server_name '<altered_server>') AND (capture_name = '<specified_capture_name>'); 2) Detach the client application from each server_name returned. 3) Retry the operation.

ORA-26922: user string does not have LOGMINING privilege

Cause: An attempt was made to start the capture process or attach to an outbound server when the specified user did not have LOGMINING privilege.

Action: Grant LOGMINING privilege to the specified user and resubmit the failed operation.

ORA-26923: cannot configure string outbound server "string" with string capture "string" due to different purpose

Cause: An attempt was made to configure an outbound server with a capture used for different purpose.

Action: Execute the following: 1) Get the purpose of each capture and its associated queue: SELECT capture_name, queue_owner, queue_name, purpose FROM dba_capture; 2) Resubmit the statement using a queue or capture with the same purpose.

ORA-26924: cannot configure *string* using "*string*".*string*" queue because it is used by "*string*" for *string* purpose

Cause: An attempt was made to configure the specified process using a queue already used by another process for different purpose.

Action: Resubmit the statement using another queue of the same purpose.

ORA-26925: cannot configure outbound server "*string*" with capture "*string*" because it is not using apply-state checkpoint

Cause: An attempt was made to configure an outbound server with a capture not using apply-state checkpoint.

Action: Specify a different capture in the ADD_OUTBOUND procedure or re-create the capture and resubmit the statement.

ORA-26926: Unable to attach because capture "*string*" is missing dictionary redo logs

Cause: The specified capture was unable to locate the dictionary redo log.

Action: Check the state of the specified capture from gv\$streams_capture to determine the SCN or filename of the missing log file. Confirm that the filename exists and is accessible online and also in the DBA_REGISTERED_ARCHIVED_LOG view. In addition, for local capture, confirm that an entry exists for the file in the V\$ARCHIVED_LOG view. If an entry is missing, it can be added using the ALTER DATABASE REGISTER ... LOGFILE command, specifying the keyword LOGICAL LOGFILE or PHYSICAL LOGFILE as appropriate.

ORA-26927: Unable to communicate with *string* capture process "*string*" from outbound server "*string*".

Cause: A timeout occurred while waiting for capture to respond.

Action: Check the state of the specified capture from GV\$XSTREAM_CAPTURE view. Determine the reason for capture's unresponsiveness. If streams_pool_size is not set or set with an inadequate value, consider setting or increasing the value of this parameter.

ORA-26928: Unable to communicate with *string* apply coordinator process "*string*" from outbound server "*string*".

Cause: A timeout occurred while waiting for apply coordinator to respond.

Action: Check the state of the specified apply coordinator from GV\$STREAMS_APPLY_COORDINATOR view. Determine the reason for apply coordinator's unresponsiveness. If streams_pool_size is not set or set with an inadequate value, consider setting or increasing the value of this parameter.

ORA-26929: altering an outbound server with a remote capture is not allowed

Cause: An attempt was made to alter an outbound server with a remote capture.

Action: None

ORA-26930: User "*string*" does not have privileges to perform this operation

Cause: An attempt was made to create, alter, or drop a process that has a different user (such as capture user or apply user) than the invoking user.

Action: Use the DBMS_XSTREAM_AUTH.GRANT_ADMIN_PRIVILEGE or DBMS_GOLDENGATE_AUTH.GRANT_ADMIN_PRIVILEGE procedures to grant the invoking user proper privileges.

ORA-26931: This procedure can only be invoked from the root container.

Cause: An attempt was made to create an outbound server in non-root PDB.

Action: Create the outbound server from the root container.

ORA-26932: Streams configuration is not allowed in a container database.

Cause: An attempt was made to configure a Streams environment in a container database.

Action: None

ORA-26933: Cannot start Streams process "*string*" while in a container database.

Cause: An attempt was made to start the specified Streams process while in a container database.

Action: None

ORA-26934: Streams synchronous capture is not supported in a container database.

Cause: An attempt was made to perform a DML operation on a table being captured by a Streams synchronous capture in a container database.

Action: Remove all Streams synchronous captures then reexecute the DML operation.

ORA-26935: Unsupported type *string.string* for parameter for procedure *string.string.string*.

Cause: Apply encountered a procedure call with a parameter with an unsupported type.

Action: Modify the rules to filter out the procedure call.

ORA-26936: must execute OCIPOGGCaptureAttach before invoking *string* function

Cause: An attempt was made to invoke the specified function before executing OCIPOGGCaptureAttach call.

Action: Add OCIPOGGCaptureAttach call before the specified function.

ORA-26937: client has already attached to *string* capture "*string*".

Cause: The client was already attached to the specified capture.

Action: Detach from the specified capture before reattaching.

ORA-26938: cannot pack LCR into LCR buffer (buffer size is *string*, LCR size is *string*)

Cause: The logical change record (LCR) buffer was not large enough to store the current LCR.

Action: Increase the buffer size in the OCIPOGGCaptureAttach call.

ORA-26939: *string* capture "*string*" is disabled.

Cause: The capture process was disabled or aborted.

Action: Start the capture process.

ORA-26940: OCIPOGGCapture API must be executed using a dedicated server process.

Cause: An attempt was made to execute OCIPOGGCapture API using a shared server process.

Action: Replace the connect string in the client application to use a dedicated server process.

ORA-26941: unable to perform LOB assembly for table *string.string*

Cause: The apply process was unable to perform the LOB assembly for a DML for the specified table.

Action: Verify that the storage type for the columns are compatible at the source and destination.

ORA-26942: LCR should not contain old value for column *string* in table *string.string*

Cause: The LCR contained old values for LOB, XMLType and object columns.

Action: Remove old values for any LOB, XMLType and object columns in the LCR.

ORA-26943: cross PDB operation not allowed

Cause: An attempt was made to perform an operation on a container database different from the container database where the call was made.

Action: Log into the root container or into the container where you want to perform the requested action.

ORA-26944: User "*string*" attempted to invoke a procedure without proper permissions.

Cause: An attempt was made to invoke a procedure without proper permissions.

Action: Use the DBMS_GOLDENGATE_AUTH.GRANT_ADMIN_PRIVILEGE to grant the invoking user proper privileges.

ORA-26945: unsupported hint *string*

Cause: The specified hint was not supported.

Action: Remove the hint from the SQL statement.

ORA-26946: OCIPOGGRedoLog API not supported in CDB.

Cause: An attempt was made to call an OCIPOGGRedoLog API in a multitenant container database (CDB).

Action: Do not call the OCIPOGGRedoLog API in a CDB.

ORA-26947: Oracle GoldenGate replication is not enabled.

Cause: The 'enable_goldengate_replication' parameter was not set to 'true'.

Action: Set the 'enable_goldengate_replication' parameter to 'true' and retry the operation. Oracle GoldenGate license is needed to use this parameter.

ORA-26948: Streams API must be executed using a dedicated server process.

Cause: The dblink configured for the propagation from the capture queue to the apply queue is using a shared server connection.

Action: Modify the dblink for this propagation to use a dedicated server connection.

ORA-26949: Advanced Replication is not allowed in a container database.

Cause: An attempt was made to configure an advanced replication in a multitenant container database (CDB).

Action: Do not call the Advanced Replication API in a CDB.

ORA-26951: table "*string*"."*string*" has column data type not supported by conflict resolution

Cause: A conflict was detected, but unsupported columns prevented resolving the conflict.

Action: Remove conflict resolution configuration for tables with LOB, LONG, XML, object, or extended types.

ORA-26952: could not clone from the specified clone_capture_name string while creating capture process string

Cause: The specified clone_capture_name could not be used as a clone candidate while creating the capture process.

Action: Re-create the capture without setting clone_capture_name.

ORA-26953: source database character set is not a subset of the mining database character set

Cause: An attempt was made to configure a downstream capture but the source database character set was not a subset of the mining database character set.

Action: Use AL32UTF8 character set or other compatible character set for the mining database.

ORA-26954: invalid protocol (opcode string) received during XStream execution

Cause: An internal protocol error occurred while executing an XStream function.

Action: Contact Oracle Support Services.

ORA-26955: cannot capture TIMESTAMP WITH LOCAL TIME ZONE data type

Cause: The capture process was unable to capture TIMESTAMP WITH LOCAL TIME ZONE data type because the source database time zone was not available.

Action: Refer to My Oracle Support Note 1928808.1 to set the source database time zone for the specified capture process.

ORA-26956: capture string created successfully but the source database time zone is not available

Cause: The capture process was created successfully; however, it will not be able to capture TIMESTAMP WITH LOCAL TIME ZONE data type unless the source database time zone is set.

Action: Refer to My Oracle Support Note 1928808.1 to set the source database time zone for the specified capture process.

ORA-26957: LCR identifier length is invalid.

Cause: A logical change record (LCR) identifier with an incompatible length was used.

Action: Use an LCR identifier compatible with release 12.2 or higher specification.

ORA-26958: LCR identifier version is invalid.

Cause: An invalid logical change record (LCR) identifier version number was used.

Action: Use an LCR identifier version compatible with release 12.2 or higher specification.

ORA-26959: SCN value does not fit in SCN version 1.

Cause: The system change number (SCN) value was too big to fit in the original SCN specification.

Action: Use an SCN value compatible with the original SCN specification.

ORA-26960: automatic CDR already configured for table "string"."string"

Cause: Automatic conflict detection and resolution was already configured.

Action: Remove the automatic conflict detection and resolution configuration and retry.

ORA-26961: automatic CDR not configured for table "*string*".*string*"

Cause: Automatic conflict detection and resolution was not configured.

Action: None

ORA-26962: automatic CDR delta resolution not configured for column "*string*"

Cause: Automatic conflict detection and resolution delta resolution was not configured.

Action: None

ORA-26963: automatic CDR column group cannot be created

Cause: Automatic conflict detection and resolution was configured with column granularity.

Action: Remove the column-level configuration and retry.

ORA-26964: column "*string*" already assigned to a column group

Cause: The column was already part of a column group.

Action: Remove the column from the column group and retry.

ORA-26965: column group name "*string*" not available

Cause: The column group name was already in use.

Action: Remove the existing column group and retry.

ORA-26967: delete tombstone table "*string*".*string*" cannot be dropped

Cause: An attempt was made to drop a delete tombstone table.

Action: Remove the automatic conflict detection and resolution from the base table.

ORA-26968: column group "*string*" not found

Cause: The column group did not exist.

Action: Check if the column group needs to be created.

ORA-26969: column "*string*" not part of column group "*string*"

Cause: The column did not belong to the column group.

Action: Check the column list and retry.

ORA-26970: table "*string*" does not contain a primary key constraint

Cause: An attempt was made to configure automatic conflict detection and resolution with delete tombstones on a table without a primary key.

Action: Add a primary key and retry.

ORA-26971: resolution column "*string*" not present

Cause: The resolution column was not set in the logical change record (LCR).

Action: Manually resolve the conflict.

ORA-26972: An apply process attempted to modify the SYSAUX tablespace.

Cause: An ALTER TABLESPACE DDL to SYSAUX was attempted by Oracle GoldenGate, XStream or Streams process.

Action: Only SYS is allowed to modify SYSAUX.

ORA-26973: automatic CDR not supported for table "string"."string" which has long columns

Cause: Automatic conflict detection and resolution (CDR) support for long columns failed. CDR does not support long columns.

Action: None

ORA-26974: Apply process is stuck in synchronous error handling mode.

Cause: The apply process ran out of memory or queue space while suspended for synchronous error handling.

Action: Restart Oracle GoldenGate Replicat process.

ORA-27000: skgfsbi: failed to initialize storage subsystem (SBT) layer

Cause: sbtinit returned an error, additional information indicates error

Action: verify that vendor's storage subsystem product is operating correctly

ORA-27001: unsupported device type

Cause: the specified device type is supported on this platform

Action: check V\$BACKUP_DEVICE for supported device types

ORA-27002: function called with invalid device structure

Cause: internal error, additional information indicates which function encountered error

Action: check for trace file and contact Oracle Support

ORA-27003: cannot open file on device allocated with NOIO option

Cause: internal error, a file is being created/retrieved on a device allocated with NOIO option, additional information indicates which function encountered error

Action: check for trace file and contact Oracle Support

ORA-27004: invalid blocksize specified

Cause: internal error, blocksize specified is incorrect for the device on which file is being created, additional information indicates blocksize specified, and the function that encountered the error

Action: check for trace file and contact Oracle Support

ORA-27005: cannot open file for async I/O on device not supporting async

Cause: internal error, a file is being opened for async I/O on a device that does not support async I/O, additional information indicates which function encountered error

Action: check for trace file and contact Oracle Support

ORA-27006: sbtremove returned error

Cause: additional information indicates error returned by sbtremove, and the function that encountered the error

Action: verify that vendor's storage subsystem product is operating correctly

ORA-27007: failed to open file

Cause: sbtopen returned error, additional information indicates error returned from sbtopen, and the function that encountered the error

Action: verify that vendor's storage subsystem product is operating correctly

ORA-27008: function called with invalid file structure

Cause: internal error, additional information indicates which function encountered error

Action: check for trace file and contact Oracle Support

ORA-27009: cannot write to file opened for read

Cause: internal error

Action: check for trace file and contact Oracle Support

ORA-27010: skgfwrt: write to file failed

Cause: sbtwrite returned error, additional information indicates error returned from sbtwrite

Action: verify that vendor's storage subsystem product is operating correctly

ORA-27011: skgfrd: cannot read from file opened for write

Cause: internal error

Action: check for trace file and contact Oracle Support

ORA-27012: skgfrd: read from file failed

Cause: sbtread returned error, additional information indicates error returned from sbtread

Action: verify that vendor's storage subsystem product is operating correctly

ORA-27013: skgfdel: cannot delete an open file

Cause: internal error

Action: check for trace file and contact Oracle Support

ORA-27014: skgfpini: translation error while expanding SS_UDMPDIR

Cause: Failure of sltln in skgfpini

Action: Check additional return error for more information.

ORA-27015: skgfcls: failed to close the file

Cause: sbtclose returned error, additional information indicates error returned from sbtclose

Action: verify that vendor's storage subsystem product is operating correctly

ORA-27016: skgfcls: sbtinfo returned error

Cause: additional information indicates error returned from sbtinfo

Action: verify that vendor's storage subsystem product is operating correctly

ORA-27017: skgfcls: media handle returned by sbtinfo exceeds max length(SSTMXQMH)

Cause: media handle string length exceeds SSTMXQMH

Action: verify that vendor's storage subsystem product is operating correctly, and that the platform limit (SSTMXQMH) is atleast 64 (the limit specified for sbtinfo). additional information indicates the media handle string length returned by sbtinfo, and the limit (SSTMXQMH)

ORA-27018: BLKSIZE is not a multiple of the minimum physical block size

Cause: User-specified BLKSIZE (blocking factor) is not a multiple of the minimum block size that is permitted on this platform.

Action: Two ADDITIONAL INFORMATION messages are displayed which show the blocking factor provided by the user and the minimum physical block size. Specify a BLKSIZE that is an integral multiple of the minimum block size.

ORA-27019: tape filename length exceeds limit (SBTOPMXF)

Cause: length of tape filename provided to sequential I/O OSD functions is too long

Action: additional information indicates in which function this error is encountered, the length of filename provided, and the limit on filename

ORA-27020: named devices not supported

Cause: the platform or the specified device type does not support named devices

Action: do not specify device name or use a device type that supports named devices. Use V\$BACKUP_DEVICE view to see what device types and names (if any) are available.

ORA-27021: sequential file handle must be specified

Cause: The filename which will be passed to sbtopen was not specified.

Action: Specify a filename and continue. If this is a backup set being created via Recovery Manager, use the 'format' option to specify the backup piece handle name.

ORA-27022: skgfsbi: could not allocate memory for media manager

Cause: Oracle could not allocate memory required by the media management software which is linked with Oracle to provide backup/restore services.

Action: Increase the amount of memory available to the Oracle process and retry the backup/restore.

ORA-27023: skgfsbi: media manager protocol error

Cause: The media management software which is linked with Oracle to provide backup/restore services did not provide its function pointer structure to Oracle.

Action: This is an internal error in the media management product. Contact the media management vendor.

ORA-27024: skgfsbi: sbtinit2 returned error

Cause: sbtinit2 returned an error. This happens during a backup or restore operation.

Action: This error is returned from the media management software which is linked with Oracle. There should be additional messages which explain the cause of the error. This error usually requires contacting the media management vendor.

ORA-27025: skgfsbi: invalid media manager context area size

Cause: The media management software requested a context area size which is greater than the maximum allowable size.

Action: This is an internal error in the media management product. Contact the media management vendor.

ORA-27026: skgfrls: sbtend returned error

Cause: sbtend returned an error. This happens during a backup or restore operation.

Action: This error is returned from the media management software which is linked with Oracle. There should be additional messages which explain the cause of the error. This error usually requires contacting the media management vendor.

ORA-27027: sbtremove2 returned error

Cause: sbtremove2 returned an error. This happens when deleting a backup file.

Action: This error is returned from the media management software which is linked with Oracle. There should be additional messages which explain the cause of the error. This error usually requires contacting the media management vendor.

ORA-27028: skgfcrcr: sbtbackup returned error

Cause: sbtbackup returned an error. This happens when creating a backup file during a backup operation.

Action: This error is returned from the media management software which is linked with Oracle. There should be additional messages which explain the cause of the error. This error usually requires contacting the media management vendor.

ORA-27029: skgfrtrv: sbtrestore returned error

Cause: sbtrestore returned an error. This happens when retrieving a backup file during a restore operation.

Action: This error is returned from the media management software which is linked with Oracle. There should be additional messages which explain the cause of the error. This error usually requires contacting the media management vendor.

ORA-27030: skgfwrt: sbtwrite2 returned error

Cause: sbtwrite2 returned an error. This happens while writing a backup file during a backup operation.

Action: This error is returned from the media management software which is linked with Oracle. There should be additional messages which explain the cause of the error. This error usually requires contacting the media management vendor.

ORA-27031: mirror resilvering functions not supported

Cause: internal error

Action: check for trace file and contact Oracle Support

ORA-27032: failed to obtain file size limit

Cause: getrlimit system call returned an error

Action: check errno

ORA-27033: failed to obtain file size limit

Cause: ulimit system call returned an error

Action: check errno

ORA-27034: maximum length of ORACLE_SID exceeded

Cause: too many characters in the ORACLE_SID string

Action: rename the ORACLE_SID to a string of up to the maximum number of characters specified for your system

ORA-27035: logical block size is invalid

Cause: logical block size for oracle files must be a multiple of the physical block size, and less than the maximum

Action: block size specified is returned as additional information, check init.ora parameters, additional information also indicates which function encountered the error

ORA-27036: translation error, unable to expand file name

Cause: additional information indicates sltln/slnrm error, and also indicates which function encountered the error

Action: check additional information

ORA-27037: unable to obtain file status

Cause: stat system call returned an error, additional information indicates which function encountered the error

Action: check errno

ORA-27038: created file already exists

Cause: trying to create a database file, but file by that name already exists

Action: verify that name is correct, specify reuse if necessary

ORA-27039: create file failed, file size limit reached

Cause: an attempt was made to create a file that exceeds the process's file size limit, additional information indicates which function encountered the error

Action: raise the file size limit

ORA-27040: file create error, unable to create file

Cause: create system call returned an error, unable to create file

Action: verify filename, and permissions

ORA-27041: unable to open file

Cause: open system call returned an error, additional information indicates which function encountered the error

Action: check errno

ORA-27042: not enough space on raw partition to fulfill request

Cause: internal error, file too large for raw partition, additional information indicates which function encountered the error

Action: check for trace file and contact Oracle Support

ORA-27043: unable to seek to beginning of file

Cause: seek system call failed, additional information indicates which function encountered the error

Action: check errno

ORA-27044: unable to write the header block of file

Cause: write system call failed, additional information indicates which function encountered the error

Action: check errno

ORA-27045: unable to close the file

Cause: close system call failed, additional information indicates which function encountered the error

Action: check errno

ORA-27046: file size is not a multiple of logical block size

Cause: file size as indicated by stat is not correct, additional information indicates which function encountered the error

Action: verify that the file has not been overwritten or truncated

ORA-27047: unable to read the header block of file

Cause: read system call failed, additional information indicates which function encountered the error

Action: check errno

ORA-27048: skgfifi: file header information is invalid

Cause: possibly trying to use a non-database file as a database file

Action: verify that file is a database file

ORA-27049: unable to seek to and read the last block

Cause: an attempt was made to seek to and read the last block in file, additional information indicates which function encountered error

Action: check errno

ORA-27050: function called with invalid FIB/IOV structure

Cause: internal error, additional information indicates which function encountered error

Action: check for trace file and contact Oracle Support

ORA-27052: unable to flush file data

Cause: fsync system call returned error, additional information indicates which function encountered the error

Action: check errno

ORA-27053: blocksize in file header not a multiple of logical block size

Cause: the logical block size is invalid, additional information indicates the logical block size and the blocksize in the file header

Action: use a different logical block size, or do not reuse file

ORA-27054: NFS file system where the file is created or resides is not mounted with correct options

Cause: The file was on an NFS partition and either reading the mount tab file failed or the partition was not mounted with the correct mount option.

Action: Make sure mount tab file has read access for Oracle user and the NFS partition where the file resides is mounted correctly. For the list of mount options to use refer to your platform specific documentation.

ORA-27056: could not delete file

Cause: unlink system call returned error

Action: check errno

ORA-27057: cannot perform async I/O to file

Cause: internal error, query is being asked about async vector I/O when the file does not support async I/O

Action: check for trace file and contact Oracle Support

ORA-27058: file I/O question parameter is invalid

Cause: internal error, invalid query is being asked

Action: check for trace file and contact Oracle Support

ORA-27059: could not reduce file size

Cause: ftruncate system call returned error

Action: check errno

ORA-27060: could not set close-on-exec bit on file

Cause: fcntl system call returned error

Action: check errno

ORA-27061: waiting for async I/Os failed

Cause: aiowait function returned error

Action: check errno

ORA-27062: could not find pending async I/Os

Cause: There should have been some async I/Os in the system but a blocking aiowait indicates that there are no more I/Os. It could be either because of an Oracle bug or the vendor OS bug or due to a NFS server not responding

Action: check Oracle trace file, OS message files and contact Oracle Support

ORA-27063: number of bytes read/written is incorrect

Cause: the number of bytes read/written as returned by aiowait does not match the original number, additional information indicates both these numbers

Action: check errno

ORA-27064: cannot perform async I/O to file

Cause: internal error, asked to perform async I/O when IOV indicates that it cannot be performed on the file

Action: check for trace file and contact Oracle Support

ORA-27065: cannot perform async vector I/O to file

Cause: internal error, asked to perform async vector I/O when it cannot be performed on the file

Action: check for trace file and contact Oracle Support

ORA-27066: number of buffers in vector I/O exceeds maximum

Cause: internal error, number of buffers in vector I/O exceeds maximum allowed by the OSD, additional information indicates both these numbers

Action: check for trace file and contact Oracle Support

ORA-27067: size of I/O buffer is invalid

Cause: internal error, buffer size is either 0, or greater than SSTIOMAX or not a multiple of logical block size, additional information indicates where in function the error was encountered and the buffer size

Action: check for trace file and contact Oracle Support

ORA-27068: I/O buffer is not aligned properly

Cause: internal error, buffer is not aligned to SSIOALIGN boundary, additional information indicates where in function the error was encountered and the buffer pointer

Action: check for trace file and contact Oracle Support

ORA-27069: attempt to do I/O beyond the range of the file

Cause: internal error, the range of blocks being read or written is outside the range of the file, additional information indicates the starting block number, number of blocks in I/O, and the last valid block in the file

Action: check for trace file and contact Oracle Support

ORA-27070: async read/write failed

Cause: aioread/aiowrite system call returned error, additional information indicates starting block number of I/O

Action: check errno

ORA-27071: unable to seek to desired position in file

Cause: lseek system call returned error, additional information indicates block number in file to which seek was attempted

Action: check errno

ORA-27072: File I/O error

Cause: read/write/readv/writev system call returned error, additional information indicates starting block number of I/O

Action: check errno

ORA-27073: Trying to close a file which has async I/Os pending to be dequeued

Cause: internal error, the file is being closed but not all async I/Os to the file have been dequeued, additional information indicates number of I/Os pending on the file

Action: check for trace file and contact Oracle Support

ORA-27074: unable to determine limit for open files

Cause: The getrlimit() system call returned an error.

Action: Check errno.

ORA-27075: SSTMOFRC constant too large

Cause: internal error

Action: check for trace file and contact Oracle Support

ORA-27076: unable to set limit for open files

Cause: The setrlimit() system call returned an error.

Action: Check errno.

ORA-27077: too many files open

Cause: internal error, the number of files opened through skgfofi has reached the limit

Action: Check for trace file and contact Oracle Support.

ORA-27078: unable to determine limit for open files

Cause: The getrlimit() system call returned an error.

Action: Check errno.

ORA-27079: unable to set async IO limit

Cause: The setting of the limit for async I/O has failed.

Action: Check errno.

ORA-27080: too many files open

Cause: The number of files opened has reached the system limit.

Action: Check the error, and set system configuration values.

ORA-27081: unable to close the file

Cause: The close() system call failed.

Action: Check errno.

ORA-27083: waiting for async I/Os failed

Cause: The aio_waitn() library call returned an error.

Action: Check errno.

ORA-27084: unable to get/set file status flags

Cause: The fcntl() system call with F_GETFL/F_SETFL flag returned an error.

Action: Check errno.

ORA-27086: unable to lock file - already in use

Cause: the file is locked by another process, indicating that it is currently in use by a database instance.

Action: determine which database instance legitimately owns this file.

ORA-27087: unable to get share lock - file not readable

Cause: share lock request was made on a file not open for read access.

Action: file must be open read-only or read-write to get a share lock.

ORA-27088: unable to get file status

Cause: file not open or file descriptor is invalid.

Action: n/a

ORA-27089: unable to release advisory lock

Cause: release of file lock failed

Action: see errno

ORA-27090: Unable to reserve kernel resources for asynchronous disk I/O

Cause: The system call to reserve kernel resources for asynchronous I/O has failed.

Action: Check errno

ORA-27091: unable to queue I/O

Cause: read/write/readv/writev system call returned error, additional information indicates starting block number of I/O

Action: check errno

ORA-27092: size of file exceeds file size limit of the process

Cause: an attempt was made to open a file that exceeds the process's file size limit (ulimit), additional information shows the current limit (logical blocks) and the size of the file (logical blocks)

Action: increase the processes file size limit (ulimit) and retry

ORA-27093: could not delete directory

Cause: rmdir system call returned error

Action: check errno

ORA-27094: raw volume used can damage partition table

Cause: A raw device with VTOC information was provided as a database file.

Action: Make sure the disk partition that is provided to Oracle does not start at sector 0

ORA-27095: fail to get the disk sector size

Cause: The system call to get the sector size failed. Additional information indicates which function encountered the error.

Action: Check error number.

ORA-27096: fail to get file size

Cause: The system call to get file size failed. Additional information indicates which function encountered the error.

Action: Check error number.

ORA-27097: failed to set Access Control List ownership for ASM devices

Cause: The system call to set ACL ownership for ASM devices failed. Additional information indicates which function encountered the error.

Action: Refer to Microsoft documentation for an explanation of the accompanying error code and text.

ORA-27098: failed to rename file

Cause: The system call to change the file name failed. Additional information indicates which function encountered the error.

Action: Check the Oracle trace file for additional information on file name and reason for failure.

ORA-27099: failed to create file

Cause: The system call to create this file type in this file system failed. Check if the creation of this file type is supported in this file system. Additional information indicates which function encountered the error.

Action: Refer to Oracle documentation for additional details.

ORA-27100: shared memory realm already exists

Cause: Tried to start duplicate instances, or tried to restart an instance that had not been properly shutdown

Action: Use a different instance name, or cleanup the failed instance's SGA

ORA-27101: shared memory realm does not exist

Cause: Unable to locate shared memory realm

Action: Verify that the realm is accessible

ORA-27102: out of memory

Cause: Out of memory

Action: Consult the trace file for details

ORA-27103: internal error

Cause: internal error

Action: contact Oracle support

ORA-27104: system-defined limits for shared memory was misconfigured

Cause: System-defined shared memory limits were inadequate for Oracle.

Action: Consult the alert file for details.

ORA-27105: unable to support any system page size for shared memory allocation

Cause: Current configuration was not supported by any system page size.

Action: Consult the alert file for details.

ORA-27106: system pages not available to allocate memory

Cause: System page count for supported page sizes was misconfigured.

Action: Configure system page count as recommended in the alert file.

ORA-27107: AUTO value for USE_LARGE_PAGES parameter is no longer supported

Cause: The USE_LARGE_PAGES configuration parameter was set to AUTO.

Action: Consult the alert file for details.

ORA-27120: unable to remove shared memory segment

Cause: shmctl() call failed

Action: check permissions on segment, contact Oracle support

ORA-27121: unable to determine size of shared memory segment

Cause: shmctl() call failed

Action: check permissions on segment, contact Oracle support

ORA-27122: unable to protect memory

Cause: mprotect() call failed

Action: contact Oracle support

ORA-27123: unable to attach to shared memory segment

Cause: shmat() call failed

Action: check permissions on segment, contact Oracle support

ORA-27124: unable to detach from shared memory segment

Cause: shmdt() call failed

Action: contact Oracle support

ORA-27125: unable to create shared memory segment

Cause: shmget() call failed

Action: contact Oracle support

ORA-27126: unable to lock shared memory segment in core

Cause: insufficient privileges to lock shared memory segment in core

Action: make sure process is running with necessary privileges.

ORA-27127: unable to unlock shared memory segment

Cause: insufficient privileges to unlock shared memory segment

Action: make sure process is running with necessary privileges.

ORA-27128: unable to determine pagesize

Cause: sysconf() call failed

Action: contact Oracle support

ORA-27133: unable to determine stacksize

Cause: getrlimit() call failed

Action: Contact Oracle Support Services.

ORA-27134: unable to set stacksize

Cause: setrlimit() call failed

Action: Contact Oracle Support Services.

ORA-27135: Operating System hard stack limit is set too low

Cause: Operating System hard stack limit was set too low.

Action: Check additional information for current and minimum limit. Increase the Operating System hard stack limit and retry.

ORA-27136: MPMT and VLM are both enabled

Cause: When the `_mpmt_enabled` parameter is set to TRUE, none of the following parameters should be set to TRUE: `* use_indirect_buffers` `* _db_block_cache_protect` `* _db_block_cache_clone`

Action: Either turn off Multi Process Multi Threads (MPMT) or turn off all the other parameters.

ORA-27137: unable to allocate large pages to create a shared memory segment

Cause: Parameter `USE_LARGE_PAGES` set to only, but large pages were not configured properly

Action: Check alert file for more information

ORA-27138: unable to allocate large pages with current parameter setting

Cause: With parameter `USE_LARGE_PAGES` set to only, none of the following parameters can be set: `* memory_target/memory_max_target` `* _db_block_cache_protect`

Action: Either turn off the `USE_LARGE_PAGES` parameter setting, or turn off all the other parameters. Large pages are compatible with `sga_target`, `sga_max_size` and `shared_pool_size`.

ORA-27139: unable to reserve Oracle VM mapping in process address space

Cause: The address space region was already mapped.

Action: Contact Oracle Support Services.

ORA-27140: attach to post/wait facility failed

Cause: The program attempted to initialize the post/wait facility, but the facility could not be attached.

Action: Check for additional errors and contact Oracle Support.

ORA-27141: invalid process ID

Cause: process operation attempted using invalid process ID

Action: contact Oracle Support

ORA-27142: could not create new process

Cause: OS system call

Action: check errno and if possible increase the number of processes

ORA-27143: OS system call failure

Cause: OS system call failed

Action: check errno and contact Oracle support

ORA-27144: attempt to kill process failed

Cause: OS system call error

Action: check errno and contact Oracle Support

ORA-27145: insufficient resources for requested number of processes

Cause: OS system call error

Action: check errno and contact Oracle Support

ORA-27146: post/wait initialization failed

Cause: OS system call failed

Action: check errno and contact Oracle Support

ORA-27147: post/wait reset failed

Cause: OS system call failed

Action: check errno and contact Oracle Support

ORA-27148: spawn wait error

Cause: OS system call failed

Action: check errno and contact Oracle Support

ORA-27149: assignment out of range

Cause: internal error, requested conversion too large for type

Action: contact Oracle Support

ORA-27150: attempt to notify process of pending oradebug call failed

Cause: OS system call

Action: check errno contact Oracle Support

ORA-27151: buffer not large enough to hold process ID string

Cause: internal error

Action: contact Oracle Support

ORA-27152: attempt to post process failed

Cause: OS system call failed

Action: check errno and contact Oracle Support

ORA-27153: wait operation failed

Cause: OS system called failed

Action: check errno contact Oracle Support

ORA-27154: post/wait create failed

Cause: internal error, multiple post/wait creates attempted simultaneously

Action: check errno and contact Oracle Support

ORA-27155: could not execute file

Cause: OS system call failed

Action: check errno and contact Oracle Support

ORA-27156: request for process information failed

Cause: internal error

Action: contact Oracle Support

ORA-27157: OS post/wait facility removed

Cause: the post/wait facility for which the calling process is awaiting action is removed from the system

Action: check errno and contact Oracle Support

ORA-27158: process control failure

Cause: Oracle was unable to set the specified process control.

Action: Consult the Oracle Administrator's Guide.

ORA-27159: failure setting process scheduling priority

Cause: Oracle was unable to set the scheduling priority desired.

Action: Consult the Oracle Administrator's Guide.

ORA-27160: process requested to perform operation

Cause: The current process was requested to perform an operation by another process.

Action: This is used internally; no action is required.

ORA-27161: request for Oracle binary information failed

Cause: The program was unable to get information about the Oracle binary.

Action: Check for additional errors and contact Oracle support.

ORA-27162: thread creation failed

Cause: The program was unable to create a thread.

Action: Check errno and contact Oracle support.

ORA-27163: out of memory

Cause: The program ran out of memory when allocating a temporary data structure.

Action: Increase the amount of memory on the system.

ORA-27164: tried to join detached thread

Cause: The program tried to join a detached thread.

Action: This is an internal error; contact Oracle support.

ORA-27165: tried to join thread that does not exist

Cause: The program tried to join a thread that does not exist.

Action: This is an internal error; contact Oracle support.

ORA-27166: tried to join current thread

Cause: A thread in the program tried to join itself.

Action: This is an internal error; contact Oracle support.

ORA-27168: Translation from hostname to network address failed

Cause: Internal error

Action: Contact Oracle Support Services.

ORA-27170: Oracle RAC option of current Oracle binary differs from running instance

Cause: The Oracle installation environment may have been modified while the instance was running.

Action: Restore the environment to its original state when the instance was started or shutdown (abort) and restart the instance.

ORA-27190: skgfrd: sbtread2 returned error

Cause: sbtread returned an error. This happens while reading a backup file during a restore operation.

Action: This error is returned from the media management software which is linked with Oracle. There should be additional messages which explain the cause of the error. This error usually requires contacting the media management vendor.

ORA-27191: sbtinfo2 returned error

Cause: sbtinfo2 returned an error. This happens while retrieving backup file information from the media manager's catalog.

Action: This error is returned from the media management software which is linked with Oracle. There should be additional messages which explain the cause of the error. This error usually requires contacting the media management vendor.

ORA-27192: skgfcls: sbtclose2 returned error - failed to close file

Cause: sbtclose2 returned an error. This happens while closing a backup file during a backup or restore operation.

Action: This error is returned from the media management software which is linked with Oracle. There should be additional messages which explain the cause of the error. This error usually requires contacting the media management vendor.

ORA-27193: sbtinfo2 did not return volume label

Cause: sbtinfo2 did not return the volume label information for the backup file that was just created.

Action: This is an internal error in the media management product. Contact the media management vendor.

ORA-27194: skgfdvcmd: sbtcommand returned error

Cause: sbtcommand returned an error. This happens when an rman SEND command is issued.

Action: This error is returned from the media management software which is linked with Oracle. There should be additional messages which explain the cause of the error. This error usually requires contacting the media management vendor.

ORA-27195: proxy copy not supported

Cause: An attempt was made to do a proxy backup or restore, but the media management software installed with Oracle does not support proxy copy.

Action: Re-run the backup in non-proxy mode, or contact the media management vendor if the software is supposed to support proxy copy.

ORA-27196: skgfbk: sbtpcbbackup returned error

Cause: sbtpcbbackup returned an error. This happens when a proxy backup is begun.

Action: This error is returned from the media management software which is linked with Oracle. There should be additional messages which explain the cause of the error. This error usually requires contacting the media management vendor.

ORA-27197: skgfprs: sbtpcrestore returned error

Cause: sbtpcrestore returned an error. This happens when a proxy restore is begun.

Action: This error is returned from the media management software which is linked with Oracle. There should be additional messages which explain the cause of the error. This error usually requires contacting the media management vendor.

ORA-27198: skgfpvl: sbtpcvalidate returned error

Cause: sbtpcvalidate returned an error. This happens during a proxy backup or restore.

Action: This error is returned from the media management software which is linked with Oracle. There should be additional messages which explain the cause of the error. This error usually requires contacting the media management vendor.

ORA-27199: skgfpst: sbtpcstatus returned error

Cause: sbtpcstatus returned an error. This happens during a proxy backup or restore.

Action: This error is returned from the media management software which is linked with Oracle. There should be additional messages which explain the cause of the error. This error usually requires contacting the media management vendor.

ORA-27200: skgfpgo: sbtpcstart returned error

Cause: sbtpcstart returned an error. This happens during a proxy backup or restore.

Action: This error is returned from the media management software which is linked with Oracle. There should be additional messages which explain the cause of the error. This error usually requires contacting the media management vendor.

ORA-27201: skgfpcm: sbtpccommit returned error

Cause: sbtpccommit returned an error. This happens during a proxy backup or restore.

Action: This error is returned from the media management software which is linked with Oracle. There should be additional messages which explain the cause of the error. This error usually requires contacting the media management vendor.

ORA-27202: skgfpen: sbtpcend returned error

Cause: sbtpcend returned an error. This happens during a proxy backup or restore.

Action: This error is returned from the media management software which is linked with Oracle. There should be additional messages which explain the cause of the error. This error usually requires contacting the media management vendor.

ORA-27203: skgfpqb: sbtpcquerybackup returned error

Cause: sbtpcquerybackup returned an error. This happens during a proxy backup.

Action: This error is returned from the media management software which is linked with Oracle. There should be additional messages which explain the cause of the error. This error usually requires contacting the media management vendor.

ORA-27204: skgfpqr: sbtpcqueryrestore returned error

Cause: sbtpcqueryrestore returned an error. This happens during a proxy restore.

Action: This error is returned from the media management software which is linked with Oracle. There should be additional messages which explain the cause of the error. This error usually requires contacting the media management vendor.

ORA-27205: skgfpn: sbtpccancel returned error

Cause: sbtpccancel returned an error. This happens during a proxy restore.

Action: This error is returned from the media management software which is linked with Oracle. There should be additional messages which explain the cause of the error. This error usually requires contacting the media management vendor.

ORA-27206: requested file not found in media management catalog

Cause: A backup file used in a recovery manager catalog maintenance command was not found in the media management catalog.

Action: Retry the command with a different file.

ORA-27207: syntax error in device PARMS - parentheses mismatch or missing

Cause: User-supplied PARMS value has incorrect syntax.

Action: Retry the command with correct syntax: ENV=(..) BLKSIZE=nnnn

ORA-27208: syntax error in device PARMS - environment variable value missing

Cause: User-supplied PARMS value has incorrect syntax.

Action: Retry the command with correct syntax: ENV=(var1=val1,var2=val2,..)

ORA-27209: syntax error in device PARMS - unknown keyword or missing =

Cause: User-supplied PARMS value has incorrect syntax. The server expected to find ENV or BLKSIZE, but found an unknown keyword.

Action: Retry the command with correct syntax: ENV=(..) BLKSIZE=nnnn

ORA-27210: syntax error in device PARMS

Cause: User-supplied PARMS value has incorrect syntax.

Action: Retry the command with correct syntax: ENV=(..) BLKSIZE=nnnn

ORA-27211: Failed to load Media Management Library

Cause: User-supplied SBT_LIBRARY or libobk.so could not be loaded. Call to dlopen for media library returned error. See Additional information for error code.

Action: Retry the command with proper media library. Or re-install Media management module for Oracle.

ORA-27212: some entrypoints in Media Management Library are missing

Cause: media library does not have one of the following entrypoints : sbtinfo, sbtread, sbtwrite, sbtremove, sbtopen, sbtclose, sbtinit

Action: Retry the command with proper media library.

ORA-27213: failed to unload Media Management Library

Cause: dlclose for media library returned error. See Additional Additional information for error code.

Action: contact Oracle Support.

ORA-27214: skgfrsfe: file search failed

Cause: The FindNextFile function returned unexpected error.

Action: Check errors on the error stack for an explanation why the search for files could not be successfully executed.

ORA-27215: skgfgsmcs: sbtinfo2 returned unknown file

Cause: During an sbtinfo2() call, the media management software returned information about an unknown backup file.

Action: Contact the media management vendor.

ORA-27216: skgfgsmcs: sbtinfo2 returned a malformed response

Cause: The media management software returned a malformed response during an sbtinfo2() call.

Action: Contact the media management vendor.

ORA-27217: failed to load Media Management Library from secure location

Cause: SBT libraries were not installed in a secure location.

Action: Remove SBT_SECURE parameter or Request third party vendors to provide patch that installs SBT libraries in secured locations as mandated by Oracle.

ORA-27218: failed to read ACFS mirror

Cause: An attempt to communicate with the Oracle Automatic Storage Management Cluster File System (Oracle ACFS) kernel driver failed.

Action: Check errors on the error stack for an explanation of why communication with ACFS was not successful.

ORA-27219: syntax error in device PARMs - quotes missing or mismatch

Cause: The user-supplied PARMs value had incorrect syntax. Either quotes were missing or there was a mismatch in the ENV parameter.

Action: Retry the command with matching quotes inside ENV parameter.

ORA-27230: OS system call failure

Cause: OS system call failed

Action: check errno and contact Oracle support

ORA-27231: unable to close file

Cause: A file could not be closed.

Action: See accompanying errors.

ORA-27232: unable to get file information

Cause: Information about the file could not be obtained.

Action: See accompanying errors.

ORA-27233: file is not an ELF file

Cause: A file was not an ELF file.

Action: Check for file corruption and contact Oracle Support Services.

ORA-27234: unable to read file

Cause: A file could not be read.

Action: See accompanying errors.

ORA-27235: unable to map file region into memory

Cause: A file region could not be mapped into memory.

Action: See accompanying errors.

ORA-27236: unable to unmap file from memory

Cause: A file region could not be unmapped from memory.

Action: See accompanying errors.

ORA-27237: ELF file is not a relocatable object file

Cause: An ELF file was not the expected type.

Action: Supply the expected type of file.

ORA-27238: ELF file is not an executable

Cause: An ELF file was not the expected type.

Action: Supply the expected type of file.

ORA-27239: ELF file is not a shared object file

Cause: An ELF file was not the expected type.

Action: Supply the expected type of file.

ORA-27240: ELF file does not have a required section

Cause: An ELF file did not have a required section.

Action: Contact Oracle Support Services.

ORA-27241: ELF-shared library has multiple sections of the same type

Cause: An ELF-shared library had multiple sections of the same type.

Action: Contact Oracle Support Services.

ORA-27242: ELF file has invalid hash table entry size

Cause: An ELF file had an invalid hash table entry size.

Action: Contact Oracle Support Services.

ORA-27243: ELF file has too many relocation sections

Cause: An ELF file had too many relocation sections.

Action: Contact Oracle Support Services.

ORA-27244: unable to determine base value for data relocation from ELF file

Cause: An ELF file was missing important information.

Action: Contact Oracle Support Services.

ORA-27245: unable to dlopen() binary image

Cause: A file could not be accessed via dlopen().

Action: See accompanying errors and make file available.

ORA-27246: unable to open file

Cause: A file could not be opened.

Action: See accompanying errors and make file available.

ORA-27250: OS system call failure

Cause: OS system call failed

Action: check errno and contact Oracle support

ORA-27270: szingroup: malloc failed

Cause: The malloc library call failed to allocate space for a group list.

Action: This is possibly an operating system error. Contact Oracle Support Services.

ORA-27271: szingroup: group lookup failure

Cause: The 'getgrnam_r' library call failed to determine the members of a UNIX group.

Action: This is an internal error. Contact Oracle Support Services.

ORA-27300: OS system dependent operation:string failed with status: string

Cause: OS system call error

Action: contact Oracle Support

ORA-27301: OS failure message: string

Cause: OS system call error

Action: contact Oracle Support

ORA-27302: failure occurred at: string

Cause: OS system call error

Action: contact Oracle Support

ORA-27303: additional information: string

Cause: OS system call error

Action: contact Oracle Support

ORA-27351: conflicting values of job attributes string and string

Cause: The values of two attributes passed in to the CREATE_JOBS call or the JOB object constructor conflicted with each other. This is usually because both attributes cannot be non-NULL at the same time.

Action: Resolve the conflict by changing the value of one of the attributes and issue the call again.

ORA-27353: job attribute string is missing

Cause: An attribute needed to fully specify a job was not passed in to a call to CREATE_JOBS or the JOB object constructor.

Action: Issue the call again with the required attribute set.

ORA-27354: attribute string cannot be set for string jobs

Cause: The CREATE_JOBS call or the JOB object constructor was called with an argument that is illegal in the case of lightweight or in-memory jobs.

Action: Set the argument to the default value and issue the call again.

ORA-27356: invalid job argument

Cause: An invalid job argument was passed into either the CREATE_JOBS call or the JOB object constructor.

Action: Correct the argument value and issue the call again.

ORA-27357: duplicate reference to job object string

Cause: The scheduler CREATE_JOBS call had two or more references to the same job.

Action: Eliminate the duplicate references and issue the call again.

ORA-27359: duplicate reference to attribute *string* of job *string*

Cause: The scheduler SET_JOB_ATTRIBUTES call had two or more references to a specific attribute of a job.

Action: Eliminate the duplicate references and issue the call again.

ORA-27361: scheduler API invoked with illegal or inconsistent arguments

Cause: A DBMS_SCHEDULER API call was invoked with either illegal or inconsistent arguments.

Action: Refer to scheduler documentation for the call, make the necessary changes and issue the call again.

ORA-27362: batch API call completed with errors

Cause: Some of the commands submitted to a scheduler batch API call could not be successfully carried out because of errors. Other commands in the batch may have completed successfully.

Action: Check the view SCHEDULER_JOB_ERRORS to see which commands failed and why. Make the appropriate corrections and submit the failed commands again.

ORA-27363: invalid program for *string* job

Cause: An attempt was made to create a lightweight or in-memory job using an invalid program. A program used in a lightweight or in-memory job has to be enabled, has to be in the same schema as the job, and the program action has to be either a PL/SQL block or a stored procedure.

Action: Use a valid program for the lightweight job.

ORA-27364: remote database "*string*" already registered as *string*

Cause: The user attempted to register a remote database that was already registered.

Action: To update the registration information, the REPLACE argument of the REGISTER_REMOTE_DATABASE procedure should be set to TRUE. If the registration information is already current, no further action is needed.

ORA-27365: job has been notified to stop, but failed to do so immediately

Cause: The job specified in the stop_job command cannot be stopped immediately (because it is rolling back or blocked on a network operation), but it has been notified to stop. This means it will be stopped as soon as possible after its current uninterruptable operation is done.

Action: No action is required for the job to be stopped, but calling stop_job with force (if you have the privilege) may cause the job to be stopped sooner.

ORA-27366: job "*string*"."*string*" is not running

Cause: An attempt was made to stop a job that was not running.

Action: Verify the status of the job. If the job is running but this message is still being returned, contact Oracle support.

ORA-27367: program "*string*"."*string*" associated with this job is disabled

Cause: An attempt was made to run a job whose program has been disabled.

Action: Reenable the program before running the job.

ORA-27369: job of type EXECUTABLE failed with exit code: *string*

Cause: A problem was encountered while running a job of type EXECUTABLE. The cause of the actual problem is identified by the exit code.

Action: Correct the cause of the exit code and reschedule the job.

ORA-27370: job slave failed to launch a job of type EXECUTABLE

Cause: The scheduler ran into an error when the job slave tried to start a job of type EXECUTABLE. The rest of the error stack will provide more detailed information on what the exact problem was.

Action: Correct the problem specified in the error stack and reschedule the job.

ORA-27371: jobs of type EXECUTABLE are not supported on this platform

Cause: The user tried to create a job or program of type EXECUTABLE on a platform where such jobs are not supported.

Action: Switch to a different platform or create a different type of job or program.

ORA-27372: length of action and arguments exceeds platform limit *string*

Cause: The total length of the job or program action and the arguments exceeds the platform limit specified.

Action: Reduce the total length by specifying fewer and/or shorter arguments

ORA-27373: unknown or illegal event source queue

Cause: The source queue specified for the event based job or event based schedule was either not found or was of the wrong type.

Action: Check if the queue exists. If it does make sure it is a multiple consumer queue and it is a post 8.1 compatible queue. Single consumer queues and old-style queues cannot be used as event source queues.

ORA-27374: insufficient privileges on event source queue

Cause: The job owner had insufficient privileges on the event source queue that was specified for the job.

Action: The job owner has to have dequeue privileges on event source queue or he has to have manage queue or dequeue any queue system privileges. Make sure one of these privileges is granted.

ORA-27375: valid agent name must be specified for secure queues

Cause: The queue specified for the event based job or schedule was a secure queue and either no agent name was specified or an invalid agent name was specified.

Action: If no agent name was specified, retry the call with a valid agent name. If the agent name was valid, check if the agent is currently subscribed to the queue and, in the case of jobs, check if the agent has been authorized to act as the job owner.

ORA-27376: event condition cannot be NULL

Cause: A null event condition was passed in for an event based job or schedule. This is not allowed.

Action: Pass in a legal event condition.

ORA-27377: windows cannot have event based schedules

Cause: Event based schedules for windows are currently not supported.

Action: Use a time-based schedule instead.

ORA-27378: cannot stop jobs of type EXECUTABLE on this platform

Cause: An attempt was made to stop a job of type EXECUTABLE on a platform where the stop operation was not supported.

Action: If the attempt to stop the job was made with the FORCE option set to FALSE, try again but change the FORCE option to TRUE.

ORA-27379: INSTANCE_ID attribute conflicts with job class settings

Cause: The value of the INSTANCE_ID attribute of the job conflicted with the value of the SERVICE attribute of its job class.

Action: Change the value of the INSTANCE_ID attribute or place the job in a job class whose settings do not conflict with the INSTANCE_ID attribute. Then re-enable the job.

ORA-27380: not enough units to satisfy the constraint

Cause: There were not enough resources to satisfy the constraint.

Action: Add more resource units.

ORA-27381: job cannot run, state is RESOURCE_UNAVAILABLE

Cause: The job could not run because one of the resources was in a BLOCKED_ALL_JOBS state.

Action: Change the resource to either ENFORCE_CONSTRAINTS or IGNORE_CONSTRAINTS.

ORA-27382: job type *string* has errors in the job action

Cause: There were errors in the job action when the FAIL_ON_SCRIPT_ERROR job attribute was set to TRUE.

Action: Ensure that the job action has no errors or set FAIL_ON_SCRIPT_ERROR job attribute to FALSE. FAIL_ON_SCRIPT_ERROR is only valid for SQL_SCRIPT, BACKUP_SCRIPT, EXECUTABLE and EXTERNAL_SCRIPT job types.

ORA-27399: job type EXECUTABLE requires the CREATE EXTERNAL JOB privilege

Cause: The owner of a job of type EXECUTABLE does not have the CREATE EXTERNAL JOB system privilege.

Action: Grant the CREATE EXTERNAL JOB system privilege to the job owner or create another job in a schema which does have the CREATE EXTERNAL JOB system privilege.

ORA-27400: In a PDB, the JOB_QUEUE_PROCESSES initialization parameter can only be set to 1000 or 0.

Cause: A value other than 1000 or 0 was specified for the JOB_QUEUE_PROCESSES initialization parameter. Inside a pluggable database (PDB), the JOB_QUEUE_PROCESSES initialization parameter can only accept the values of 1000 or 0 to indicate whether or not jobs should run in the PDB.

Action: Specify a proper value for this parameter.

ORA-27411: empty string is not a valid repeat interval.

Cause: An empty string " " was provided as a repeat interval for a window or a schedule.

Action: Specify a valid repeat interval, e.g., 'FREQ=DAILY;BYHOUR=8;BYMINUTE=0;BYSECOND=0' for a job that executes daily at 8am.

ORA-27412: repeat interval or calendar contains invalid identifier: *string*

Cause: The calendar string or calendar definition for the repeat interval of a job, schedule or window contained an unsupported keyword or reference to an undefined calendar.

Action: Correct the repeat interval such that it no longer contains the invalid keyword.

ORA-27413: repeat interval is too long

Cause: The repeat interval consisted of a calendar string larger than the maximum size allowed.

Action: Use a shorter calendar string for the repeat interval.

ORA-27414: Invalid *string* clause value

Cause: The BY clause value was not recognized or was out-of-range for the frequency specified.

Action: Specify a valid BY clause value.

ORA-27415: repeat interval or calendar must start with a frequency clause

Cause: The specified calendar string for the repeat interval did not start with a frequency clause.

Action: Create a repeat interval that starts with a frequency clause, for example 'FREQ=YEARLY;BYMONTH=FEB'

ORA-27416: BYDAY clause in repeat interval or calendar contains an invalid weekday

Cause: The BYDAY clause of the repeat interval contained a value that did not represent a weekday.

Action: Use the correct three letter abbreviations for weekdays, for example MON for Monday and FRI for Friday.

ORA-27417: BYWEEKNO clause requires YEARLY clause

Cause: A repeat interval or calendar contained a BYWEEKNO clause with a frequency other than yearly.

Action: Remove the BYWEEKNO clause or change the frequency to YEARLY.

ORA-27418: syntax error in repeat interval or calendar

Cause: The repeat interval or calendar definition was not recognized as valid syntax.

Action: Specify a valid repeat interval.

ORA-27419: unable to determine valid execution date from repeat interval

Cause: The specified repeat interval contained conflicting clauses that made it impossible to ever find a matching date, e.g., 'FREQ=YEARLY;BYMONTH=FEB;BYMONTHDAY=31'. Alternatively, the scheduler reached its maximum number of attempts to try to find a valid execution date. This occurs when theoretically there is a valid execution date far in the future, but the scheduler took too many attempts to determine this date.

Action: Remove the conflicting clauses, or simplify the repeat interval so that it is easier to determine the next execution date.

ORA-27420: Following message from *string* interval interpreter

Cause: The repeat interval or calendar definition was not recognized as valid syntax.

Action: Specify a valid repeat interval.

ORA-27421: calendar expression restriction *string* encountered

Cause: The calendar expression was not valid because a limit test failed. For example, the maximum value of the interval that can be specified in the INTERVAL clause is limited to a value derived from the frequency clause.

Action: Specify a valid calendar definition.

ORA-27422: usage of *string* not supported in embedded calendar application "*string*".*string*"

Cause: The main calendar definition used an embedded calendar in an INCLUDE, EXCLUDE, INTERSECT, or FREQ clause for which extra limitations apply.

Action: Remove the specific clause from the calendar definition.

ORA-27423: calendar clause *string* specified more than once

Cause: The calendar definition contained a clause that was specified twice or more times.

Action: Append the values in the second clause to the first clause and remove the second clause.

ORA-27424: calendar clauses *string* and *string* are incompatible

Cause: The calendar definition contained clauses that were incompatible.

Action: Change or remove either clause.

ORA-27425: instance_id cannot be specified if database is not in Oracle RAC mode

Cause: 'stop_job' was called with 'instance_id' outside Oracle RAC mode.

Action: Do not specify this parameter for 'stop_job' unless in Oracle RAC mode.

ORA-27431: chain "*string*".*string*" has a user-managed rule set

Cause: An attempt was made to modify a rule set that is not managed by the Scheduler.

Action: Modify the rule set directly using the dbms_rule_adm package or create another chain without specifying a rule set.

ORA-27432: step "*string*" does not exist for chain "*string*".*string*"

Cause: The step specified does not exist for the given chain.

Action: Reissue the command using a step that exists for this chain.

ORA-27433: cannot alter state of step "*string*" for job "*string*".*string*" to *string*

Cause: The step cannot be changed to the requested state. The state of a running step cannot be changed. A step which is running or has already run cannot be run again.

Action: Wait until the step has finished running.

ORA-27434: cannot alter chain step job "*string*".*string*".*string*"

Cause: A step job of a running chain cannot be altered, only stopped or dropped.

Action: Stop or drop the chain step job or alter the running chain step instead.

ORA-27435: chain job terminated abnormally

Cause: A chain job has ended abnormally. The error code for the running chain could not be retrieved.

Action: No action necessary. The job will run again when it is scheduled to.

ORA-27436: Scheduler agent operation failed with message: *string*

Cause: The Scheduler agent encountered an unexpected error when trying to perform the specified action.

Action: Review the provided message and the Scheduler agent log for information on how to fix the issue or contact Oracle Support Services.

ORA-27451: *string* cannot be NULL

Cause: An attempt was made to set a NOT NULL scheduler attribute to NULL.

Action: Reissue the command using a non-NULL value for the specified attribute.

ORA-27452: "*string*" is an invalid name for a database object.

Cause: An invalid name was used to identify a database object.

Action: Reissue the command using a valid name.

ORA-27453: "*string*" is an invalid job or program argument name.

Cause: An invalid job or program argument name was specified.

Action: Reissue the command using a valid name for this argument.

ORA-27454: argument name and position cannot be NULL

Cause: The name or position of a program or job argument was defined as NULL.

Action: Reissue the command providing either a valid argument name or valid argument position.

ORA-27455: Only "SYS" is a valid schema for a *string*.

Cause: A non-SYS schema was specified for an object that must be in the SYS schema.

Action: Reissue the command, leaving out the schema name or using the schema name of SYS.

ORA-27456: not all arguments of program "*string*".*string*" have been defined

Cause: The number_of_arguments attribute of the named program did not match the actual number of arguments that have been defined.

Action: Define as many arguments as the number of arguments, or change the number of arguments.

ORA-27457: argument *string* of job "*string*".*string*" has no value

Cause: No value was provided for the job argument with the specified position.

Action: Provide a value for the job argument using any of the set_job_xxxx_value() routines. Or, when using a named program, specify a default value for the corresponding argument of the program.

ORA-27458: A program of type PLSQL_BLOCK cannot have any arguments.

Cause: An attempt was made to create or enable a program of type PLSQL_BLOCK with arguments. This is not allowed.

Action: Change the number of arguments to zero, or change the type of the program.

ORA-27459: A program of type EXECUTABLE must have character-only arguments.

Cause: A program of type EXECUTABLE was created or enabled with one or more arguments of non-character datatypes.

Action: Change the arguments to be of character-only datatypes.

ORA-27460: cannot execute disabled job "*string*"."*string*"

Cause: An attempt was made to run a job that is disabled.

Action: Enable the job and then reschedule the job.

ORA-27461: The value for attribute *string* is too large.

Cause: The value that was provided for the specified attribute was too large.

Action: Reissue the command using a smaller or shorter value.

ORA-27463: invalid program type *string*

Cause: An invalid program type was specified.

Action: Reissue the command using a valid program type.

ORA-27464: invalid schedule type *string*

Cause: An invalid schedule type was specified.

Action: Reissue the command using a valid schedule type.

ORA-27465: invalid value *string* for attribute *string*

Cause: An invalid value was provided for the specified attribute.

Action: Reissue the command using a valid value for this attribute.

ORA-27467: invalid datatype for *string* value

Cause: The value provided for the named scheduler attribute was of an invalid datatype.

Action: Reissue the command using a value of the correct datatype.

ORA-27468: "*string*"."*string*" is locked by another process

Cause: An attempt was made to read or modify the state of the named scheduler object when another process was also updating the same object and held the lock.

Action: Retry the operation. Scheduler locks are held for a very short duration. If the error persists, contact Oracle Support.

ORA-27469: *string* is not a valid *string* attribute

Cause: A non-existent attribute was specified.

Action: Reissue the command using a valid attribute for that specific scheduler object.

ORA-27470: failed to re-enable "*string*"."*string*" after making requested change

Cause: A change was made to an enabled scheduler object that caused it to become disabled.

Action: Alter the object so that it becomes valid and then enable it.

ORA-27471: window "*string*"."*string*" is already closed

Cause: An attempt was made to close a window that was not open.

Action: No action required.

ORA-27472: invalid metadata attribute *string*

Cause: An invalid metadata attribute was specified.

Action: Reissue the command using a valid metadata attribute.

ORA-27473: argument *string* does not exist

Cause: An argument which was specified does not exist.

Action: Reissue the command using an argument name defined by the program or using a valid argument position.

ORA-27474: cannot give both an argument name and an argument position

Cause: An argument was specified using both a name and a position.

Action: Reissue the command using either the argument name or the argument position but not both.

ORA-27475: unknown string "string"."string"

Cause: The specified object did not exist, privileges were not granted, or the object was of the wrong type.

Action: Specify an object of the correct type on which you have privileges.

ORA-27476: "string"."string" does not exist

Cause: A database object was specified that does not exist.

Action: Reissue the command using an object that exists or create a new object and then reissue this command.

ORA-27477: "string"."string" already exists

Cause: An attempt was made to create an object with a name that has already been used by another object in the same schema.

Action: Reissue the command using a different name or schema.

ORA-27478: job "string"."string" is running

Cause: An attempt was made to drop a job that is currently running.

Action: Stop the job and then reissue the command, or reissue the command specifying the force option to stop the job first.

ORA-27479: Cannot string "string"."string" because other objects depend on it

Cause: An attempt was made to drop or disable a scheduler object that has jobs associated with it without specifying the force option.

Action: Alter the associated jobs so they do not point to the scheduler object being dropped or disabled and then reissue the command. Alternatively reissue the command specifying the force option. If the force option is specified and a scheduler object is being dropped, all associated jobs will be disabled.

ORA-27480: window "string" is currently open

Cause: An attempt was made to drop a window that is currently open, or to manually open a window while another window is already open.

Action: Close the window that is open and then reissue the command, or reissue the command while setting the force option to TRUE.

ORA-27481: "string"."string" has an invalid schedule

Cause: An attempt was made to enable a job or window that has an invalid schedule.

Action: Alter the schedule of the job or window so that it is valid and then reissue the enable command.

ORA-27483: "string"."string" has an invalid END_DATE

Cause: An attempt was made to enable a job or window that has an invalid end_date. Either the end_date is before the start_date or the end_date is in the past.

Action: Alter the job or window so that the end date becomes valid (possibly null) and then reissue the command.

ORA-27484: Argument names are not supported for jobs without a program.

Cause: An attempt was made to set or reset a job argument by using the name of the argument. Identifying job arguments by their name is only supported in combination with jobs that are based on programs. Jobs that are not using a program cannot have named arguments.

Action: Use argument position instead of name and then issue the command again.

ORA-27485: argument "string" already exists at a different position

Cause: An attempt was made to create or replace an argument with a name that is already used by an argument at a different position.

Action: Use a different name for the argument or drop or alter the argument which already exists with this name and then reissue the command.

ORA-27486: insufficient privileges

Cause: An attempt was made to perform a scheduler operation without the required privileges.

Action: Ask a sufficiently privileged user to perform the requested operation, or grant the required privileges to the proper user(s).

ORA-27487: invalid object privilege for a string

Cause: The granted object privilege is not valid for the specified scheduler object.

Action: Check the scheduler documentation to verify which object privileges can be granted on which scheduler objects.

ORA-27488: unable to set string because string was/were already set

Cause: An attempt was made to set an object's attribute even though one or more conflicting attributes of the same object had already been set.

Action: Set the other conflicting attributes to NULL and then reissue the command.

ORA-27489: unable to process job "string"."string" from job class "string"

Cause: An error was encountered while processing the named job from the specified job class.

Action: Resolve the error for this job and then reissue the command. See the next error message on the stack to find out what the error for the job is.

ORA-27490: cannot open disabled window "string"."string"

Cause: The user tried to open a disabled window.

Action: Enable the window and then try to open it again.

ORA-27491: repeat_interval and start_date cannot both be NULL

Cause: An attempt was made to set both repeat_interval and start_date to equal NULL for a Scheduler window or schedule.

Action: If either repeat_interval or start_date is set to equal NULL, the other should be set to a non-NULL value.

ORA-27492: unable to run job "string"."string": scheduler unavailable

Cause: A job run with current_session set to false can not be issued if the scheduler is not active. Check value of job_queue_processes parameter, issue dbms_ijob.set_enabled(true), database is in upgrade/migrate mode, database is in data guard mode, or scheduler attribute SCHEDULER_DISABLED is set to TRUE

Action: Run the job in the current session or activate the scheduler

ORA-27493: In-memory job "*string.string*" cannot be modified

Cause: Once enabled, the full in-memory job could not be further modified.

Action: The only actions that can be taken now are to stop or drop the job.

ORA-27494: operation not permitted on lightweight and in-memory jobs

Cause: An attempt was made to perform an action that was not permitted.

Action: Check Oracle Scheduler documentation to see which actions can be performed on the desired job.

ORA-27495: attribute *string* cannot be set for in-memory jobs

Cause: An attempt was made in a CREATE or SET_ATTRIBUTE call to set an attribute that could not be set for run-time in-memory jobs.

Action: If you need to set this attribute, use either regular or lightweight jobs.

ORA-27496: credential "*string*"."*string*" is disabled

Cause: An attempt was made to run a job, file watcher or external procedure whose credential was disabled.

Action: Reenable the credential before running the job, file watcher or external procedure.

ORA-27497: operation is not permitted inside a pluggable database

Cause: This operation was not permitted in a pluggable database.

Action: Log into the root database and retry the operation.

ORA-27498: resource constraint object type mismatch

Cause: Not all of the resource constraints of a resource were of the same type.

Action: Delete existing constraints for the resource.

ORA-27499: in-memory job metadata is too large

Cause: The in-memory job was too large. Due to the need to keep in-memory jobs efficient and performing well, we limit the size of in-memory job metadata to 8 kilobytes. This includes the space used for job argument values.

Action: Reduce the size of the job metadata and try again. If all the metadata is needed, then you should create some other type of job.

ORA-27500: inter-instance IPC error

Cause: This is an operating system/cluster interconnect error.

Action: Check the extra information and contact Oracle Support Services.

ORA-27501: IPC error creating a port

Cause: This is an operating system/cluster interconnect error.

Action: Check the value of errno and contact Oracle Support Services.

ORA-27502: IPC error deleting OSD context

Cause: This is an operating system/cluster interconnect error.

Action: Check the value of errno and contact Oracle Support Services.

ORA-27503: IPC error attempting to cancel request

Cause: This is an operating system/cluster interconnect error.

Action: Check the value of errno and contact Oracle Support Services.

ORA-27504: IPC error creating OSD context

Cause: This is an operating system/cluster interconnect error.

Action: Check the value of errno and contact Oracle Support Services.

ORA-27505: IPC error destroying a port

Cause: This is an operating system/cluster interconnect error.

Action: Check the value of errno and contact Oracle Support Services.

ORA-27506: IPC error connecting to a port

Cause: This is an operating system/cluster interconnect error.

Action: Check the value of errno and contact Oracle Support Services.

ORA-27507: IPC error disconnecting from a port

Cause: This is an operating system/cluster interconnect error.

Action: Check the value of errno and contact Oracle Support Services.

ORA-27508: IPC error sending a message

Cause: This is an operating system/cluster interconnect error.

Action: Check the value of errno and contact Oracle Support Services.

ORA-27509: IPC error receiving a message

Cause: This is an operating system/cluster interconnect error.

Action: Check the value of errno and contact Oracle Support Services.

ORA-27510: IPC error waiting for a request to complete

Cause: This is an operating system/cluster interconnect error.

Action: Check the value of errno and contact Oracle Support Services.

ORA-27512: IPC error posting a process

Cause: This is an operating system/cluster interconnect error.

Action: Check the value of errno and contact Oracle Support Services.

ORA-27513: parameter *string* contains invalid value *string*

Cause: The program could not identify the value as an IP address.

Action: Change the value to be a valid IP address.

ORA-27514: IPC error copying memory to remote process

Cause: This is an operating system/cluster interconnect error.

Action: Check the value of errno and contact Oracle Support Services.

ORA-27515: inadequate memlock limit or driver settings

Cause: Inter Process Communication(IPC) queue creation failed due to inadequate memlock limit or driver settings.

Action: Set a higher memlock limit and review the network driver settings to ensure that this limit is accepted.

ORA-27528: Transport: *string* required by *string* is not available

ORA-27532: IPC global name service error

ORA-27542: Failed to unprepare a buffer prepared for remote update

Cause: This is an operating system/cluster interconnect error.

Action: Check the value of errno and contact Oracle Support Services.

ORA-27543: Failed to cancel outstanding IPC request

Cause: This is an operating system/cluster interconnect error.

Action: Check the value of errno and contact Oracle Support Services.

ORA-27544: Failed to map memory region for export

Cause: This is an operating system/cluster interconnect error.

Action: Check the value of errno and contact Oracle Support Services.

ORA-27545: Fail to prepare buffer for remote update

Cause: This is an operating system/cluster interconnect error.

Action: Check the value of errno and contact Oracle Support Services.

ORA-27546: Oracle compiled against IPC interface version *string.string* found version *string.string*

Cause: A misconfiguration or installation error occurred.

Action: Install the IPC library for this release of Oracle.

ORA-27547: Unable to query IPC OSD attribute *string*

Cause: This is an operating system-dependent IPC error.

Action: Contact Oracle support Services.

ORA-27548: Unable to unprepare IPC buffer

Cause: This is an operating system-dependent IPC error.

Action: Contact Oracle support Services.

ORA-27550: Target ID protocol check failed. tid vers=*string*, type=*string*, remote instance number=*string*, local instance number=*string*

Cause: The local Oracle Real Application Cluster instance and remote instance are running with incompatible implementation of the inter-instance IPC protocol library. A misconfiguration or installation error occurred.

Action: Check additional error messages in the alert log and the process trace file.

ORA-27552: exception accessing Global Shared Memory (GSM) in Oracle RAC cluster

Cause: GSM is used to provide shared memory semantics on an Oracle RAC cluster. An error has occurred accessing shared memory hosted on a remote node. This is an internal programming error.

Action: Contact Oracle Support Services.

ORA-27553: incompatible IPC settings in Oracle RAC cluster

Cause: Inter-process Communication (IPC) settings were not compatible with other instances in the Oracle RAC cluster.

Action: Check additional error messages in the alert log and IPC0 trace file.

ORA-27601: Cell storage initialization failed, cell library error code [*string*]

Cause: Cell storage client did not succeed in initializing.

Action: Check the value of errno and contact Oracle Support Services.

ORA-27602: Failure to publish network status information, cell library error code
[string]

Cause: Network status information publishing failed.

Action: Check the value of errno and contact Oracle Support Services.

ORA-27603: Cell storage I/O error, I/O failed on disk string at offset string for data length string

Cause: Cell storage I/O read or write failed, possibly due to a configuration problem or a hardware failure.

Action: Check the value of errno and contact Oracle Support Services.

ORA-27604: Cell storage ioctl error, ioctl failed on disk string

Cause: Ioctl operation on a cell storage disk failed.

Action: Check the value of errno and contact Oracle Support Services.

ORA-27605: Smart I/O failed as a handle could not be obtained to the cell "string" as the cell is not accessible.

Cause: The cell could have been unavailable.

Action: Ensure the cell is available. Check the network connectivity.

ORA-27606: Smart I/O failed because the diskgroup was found to be unmounted. tablespace number: "string", file number: "string"

Cause: The diskgroup to which the specified file belongs was found to be unmounted.

Action: Ensure that the diskgroup to which the specified file belongs is mounted.

ORA-27607: Smart I/O failed because there were no online disks. tablespace number: "string", file number: "string"

Cause: There were no online disks found for the specified file.

Action: Ensure the diskgroup to which the specified file belongs to is mounted.

Ensure that the disks are online. Check the availability of cells and check the network.

ORA-27608: Smart I/O failed because the disk "string" on the cell "string" was not open. error code: "string", "string"

Cause: The specified disk on the specified cell could not be opened.

Action: Ensure the cell is available. Check the network.

ORA-27609: Smart I/O failed due to a network error to the cell "string". error code "string", "string"

Cause: The specified cell could not be connected to.

Action: Ensure that the cell is available. Check the network.

ORA-27610: Smart I/O failed due to shortage of memory on the cell "string"

Cause: The specified cell had a shortage of memory to perform smart I/O.

Action: Reduce the parallel degree or number of Oracle sessions executing smart I/O.

ORA-27611: Smart I/O failed due to a block corruption detected on the host. The block was received from cell "string". disk: "string", block: "string", disk offset: "string"

Cause: The data block indicated was corrupted on the host, but a corruption was not found on the cell.

Action: This may be due to a transient network error or a real block corruption. Check your network for any errors. Analyze the segment to which the file belongs. If there is indeed a corruption, try to restore the block using RMAN block recovery. If there is a trace file, report the errors in it to Oracle Support Services. If analyze did not report an error and network did not have any error, report the problem to Oracle Support Services as this appears to be a software error.

ORA-27612: Smart I/O failed due to a block corruption detected on the cell "*string*". disk: "*string*", block: "*string*", disk offset: "*string*"

Cause: The data block indicated was found to be corrupted on the cell.

Action: This may be due to a software error or a real data corruption. Analyze the segment. If there is indeed a block corruption, try to restore the block using RMAN block level recovery. If there is a trace file, report the errors in it to Oracle Support Services. If analyze did not report an error, report the problem to Oracle Support Services as this appears to be a software error.

ORA-27613: Smart I/O failed due to an I/O error on the cell "*string*". disk: "*string*", block: "*string*", disk offset: "*string*" I/O size: "*string*"

Cause: An I/O request failed on the specified cell and disk.

Action: Check the specified disk on the cell.

ORA-27614: Smart I/O failed due to an error "*string, string*" from the cell "*string*". disk: "*string*", block: "*string*", disk offset: "*string*" I/O size: "*string*"

Cause: An I/O request failed, due to an internal error on the specified cell and disk.

Action: Report the problem to Oracle Support Services along with the process trace file and alert log.

ORA-27615: Smart I/O file to ASM disk translation failed with error: *string*.

Cause: An internal error caused a smart I/O operation to fail.

Action: Report the problem to Oracle Support Services along with the process trace file and alert log.

ORA-27616: ASM Allocation Unit: *string*

Cause: This error message is usually accompanied by another message, indicating the real problem. This message exists to provide additional information to Oracle Support Services.

Action: Check the next error message.

ORA-27617: Smart I/O failed because of an internal error. Cell "*string*", disk "*string*", cell library error code "*string, string*", error information "*string*"

Cause: An internal error caused a smart I/O operation to fail.

Action: Report the problem to Oracle Support Services along with the process trace file and alert log.

ORA-27618: Smart I/O failed because of an internal error. Cell "*string*", cell library error code "*string, string*", error information "*string*"

Cause: An internal error caused a smart I/O operation to fail.

Action: Report the problem to Oracle Support Services along with the process trace file and alert log.

ORA-27619: Smart I/O failed because of an internal error when determining the time zone file version. Error code "*string*"

Cause: An internal error caused a smart I/O operation to fail.

Action: Report the problem to Oracle Support Services along with the process trace file and alert log.

ORA-27621: The value of *string* is not valid for parameter *string*

Cause: Incorrect value is specified for an internal parameter.

Action: This parameter should only be set by Oracle Support Services. Check the additional diagnostic information in the trace file and contact Oracle Support Services for recommendations on setting this parameter.

ORA-27623: Cell automation SQL action failed

Cause: Cell automation manager or worker process failed to execute SQL action through OCI recursive call.

Action: Check the alert log and process trace file for additional information. Contact Oracle Support Services if the errors specified in the trace file cannot be corrected.

ORA-27624: Smart I/O failed because the number of reconnects to the cell "*string*" exceeded the maximum allowed "*string*".

Cause: The number of reconnects to a cell exceeded the maximum allowed. This problem indicates a possible network problem or a software problem on the cell.

Action: If the cellsrv is being restarted repeatedly, in a short interval, check the system load. The problem may be corrected by rebooting the cell. If the system is not overloaded, the repeated restarts are likely due to software problem. Report the problem to Oracle Support Services along with alert log and trace files. If the cellsrv is not restarting, the problem may be in the IB network. Check the network between the host and all the cells.

ORA-27625: Exadata configuration failed.

Cause: One or both of the files, cellinit.ora and cellip.ora, were either invalid or missing.

Action: Check if the files, cellinit.ora and cellip.ora, are both present. They can be found in the \$OSSCONF directory. If both are present, check if their contents are valid and correct. If the files are invalid or missing, produce files with valid information in the \$OSSCONF directory. For information on how to set up these files, see the Exadata Users Guide.

ORA-27626: Exadata error: *string* (*string*)

Cause: The cause of this error is dependent on the context in which this error is reported.

Action: See the primary error reported with this error.

ORA-27627: Software edition incompatible with Exadata storage.

Cause: Oracle Exadata can be used only with Oracle Database Enterprise Edition.

Action: Check if Oracle is linked with the Enterprise Edition options.

ORA-27628: An invalid value was specified for the parameter *string*.

Cause: An invalid value was specified for a parameter.

Action: Check the additional diagnostic information in the trace file and contact Oracle Support Services if further help is required.

ORA-27629: External table smart I/O failed because the cell is not accessible.

Cause: The cell was unavailable.

Action: Ensure the cell is available.

ORA-27631: External encryption or decryption is disabled.

Cause: Either decryption was disabled in the cellinit.ora initialization parameter file, or the cryptography mode requested by the database was incompatible with what was available on the cell.

Action: No action is necessary. The Exadata cell returns data in pass-through mode when encryption or decryption is required.

ORA-27778: MGA namespace is already marked for deletion.

Cause: Managed Global Area (MGA) namespace was already marked for deletion. No further attaches are allowed.

Action: None

ORA-27779: MGA segment creation failure

Cause: The Managed Global Area (MGA) segment creation failed.

Action: Check the other error messages for additional information.

ORA-27800: invalid configuration (*string*) for event creation (*string*).

Cause: Invalid configuration values were given while creating the event.

Action: None

ORA-27801: event notification handle not valid

Cause: The event notification handle was not valid.

Action: None

ORA-28000: The account is locked.

Cause: The wrong password was entered multiple consecutive times as specified by the profile parameter FAILED_LOGIN_ATTEMPTS, or the DBA locked the account, or the user is a common user locked in the root container.

Action: Wait for the PASSWORD_LOCK_TIME or contact the DBA.

ORA-28001: the password has expired

Cause: The user's account has expired and the password needs to be changed.

Action: Change the password or contact the database administrator.

ORA-28002: the password will expire within *string* days

Cause: The password of the user's account has expired. Since the user's account is associated with a password profile with a limited password grace period and grace period is yet to elapse, the user will not be prompted to input a new password and ORA-28002 warning message will continue to be displayed upon each successful login to the user account, until the user changes their password. Once the grace period elapses, the password will expire and user login will start failing with ORA-28001 error, until the user changes their password.

Action: Change the password or contact the database administrator.

ORA-28003: password verification for the specified password failed

Cause: The new password did not meet the necessary complexity specifications and the password_verify_function failed

Action: Enter a different password. Contact the DBA to know the rules for choosing the new password

ORA-28004: invalid argument for function specified in PASSWORD_VERIFY_FUNCTION *string*

Cause: The password verification function does not have the required number and type of input/output arguments and/or the return argument

Action: Check the manual to find out the format of the password verification function

ORA-28005: invalid logon flags

Cause: The flags are not properly set or conflicting flags are set in making calls

Action: Call the function with appropriate flags set.

ORA-28006: conflicting values for parameters *string* and *string*

Cause: The parameters PASSWORD_REUSE_TIME and PASSWORD_REUSE_MAX cannot both be set. One parameter should be unlimited while other is set

Action: Set one value to UNLIMITED explicitly

ORA-28007: the password cannot be reused

Cause: The password cannot be reused for the specified number of days or for the specified number of password changes

Action: Try the password that you have not used for the specified number of days or the specified number of password changes Refer to the password parameters in the CREATE PROFILE statement

ORA-28008: invalid old password

Cause: old password supplied is wrong; Hence user cannot be authenticated using old password

Action: Supply the correct old password for authentication

ORA-28009: connection as SYS should be as SYSDBA or SYSOPER

Cause: connect SYS/*password* is no longer a valid syntax

Action: Try connect SYS/*password* as SYSDBA or connect SYS/*password* as SYSOPER

ORA-28010: cannot expire external or global accounts

Cause: If a user account is created as IDENTIFIED EXTERNALLY, or IDENTIFIED GLOBALLY, this account cannot be expired

Action: Try to expire the password of the user that has database password

ORA-28011: the password has expired; change your password now

Cause: The password of the user's account has expired. Since the user's account is associated with a password profile with an UNLIMITED password grace period, the user will not be prompted to input a new password (as normally happens for accounts with a limited grace period). Instead, ORA-28011 warning message will continue to be displayed upon each successful login to the user account, until the user changes their password.

Action: Change the password or contact the database administrator.

ORA-28012: connection as *string* should use AS *string*

Cause: An attempt was made to connect as an administrative user without using AS SYSBACKUP, AS SYSDG, or AS SYSKM.

Action: Try connecting with AS SYSBACKUP, AS SYSDG, or AS SYSKM.

ORA-28013: the password has expired

Cause: The password of the proxy user expired.

Action: Connect directly as proxy user to change the password or contact the DBA.

ORA-28014: cannot drop administrative users

Cause: An attempt was made to drop administrative users. Administrative users can be dropped only by SYS during migration mode.

Action: Try dropping administrative users during migration mode.

ORA-28015: account unlock attempted on read-only database but a conflicting account lockout on the primary exists

Cause: An attempt to unlock an account on a read-only database was prevented, because the account was previously marked as locked on the primary database. All attempts to unlock the account on the read-only database will be prevented as long as the overriding "account locked" condition exists at the primary database.

Action: If this database is part of a Data Guard configuration, perform the account unlock action on the primary database. If this database is read-only, then set the database to read/write and perform the account unlock action.

ORA-28016: Privilege *string* cannot be granted to SYS.

Cause: An attempt was made to grant SYSBACKUP, SYSDG or SYSKM to the SYS user. These administrative privileges cannot be granted to SYS.

Action: Try granting the administrative privilege to other users.

ORA-28017: The password file is in the legacy format.

Cause: An attempt was made to perform one of the following operations, but none of these operations are allowed while the password file is in LEGACY format. - Attempting to grant SYSBACKUP, SYSDG or SYSKM privileges. - Attempting to grant an administrative privilege to a user who has large password verifiers, for example, SHA-512 hashed verifiers. - Attempting to grant a common administrative privilege to a common user in a multitenant container database (CDB).

Action: Create the password file in the new format ("12" or higher) or migrate the existing password file in LEGACY format to the new format ("12" or higher) using the INPUT_FILE option, then retry the operation.

ORA-28018: This operation requires connection as SYS or SYSBACKUP.

Cause: An attempt was made to execute a command even though the user was not connected as SYS or SYSBACKUP.

Action: Connect as SYS or SYSBACKUP and retry this command.

ORA-28019: audit cannot be configured on administrative privileges

Cause: An attempt was made to configure audit on an administrative privilege using either the AUDIT, NOAUDIT, CREATE AUDIT POLICY, or ALTER AUDIT POLICY command.

Action: For traditional audit, use AUDIT_SYS_OPERATIONS to audit administrative privileges. If this is a unified audit, use action-based auditing to audit administrative users.

ORA-28020: IDENTIFIED GLOBALLY already specified

Cause: The IDENTIFIED GLOBALLY clause was specified twice.

Action: Use only one IDENTIFIED GLOBALLY clause.

ORA-28021: cannot grant global roles

Cause: The role granted was IDENTIFIED GLOBALLY. Global roles can only be granted via a central authority for the domain.

Action: Use ALTER ROLE to change the type of role (from IDENTIFIED GLOBALLY to other, such as IDENTIFIED BY password), or allocate it to a global user via the central authority.

ORA-28022: cannot grant external roles to global user or role

Cause: The role granted was IDENTIFIED EXTERNALLY. External roles cannot be granted to global users, to global roles or to any other roles.

Action: Use ALTER ROLE to change the type of the role being granted (from IDENTIFIED EXTERNALLY to other, such as NOT IDENTIFIED) or use ALTER USER to change the type of the user that is the grantee.

ORA-28023: must revoke grants of this role to other user(s) first

Cause: The role altered to IDENTIFIED GLOBALLY was granted to one or more other users and/or roles. Global roles cannot be granted to any user or role.

Action: Use REVOKE to revoke the role from other users or roles first.

ORA-28024: must revoke grants of external roles to this role/user

Cause: The user or role altered to IDENTIFIED GLOBALLY has external roles directly granted - these must be revoked, since external roles cannot be granted to global users or roles.

Action: Use REVOKE to revoke the external roles from the user or role to be ALTERed.

ORA-28025: missing or null external name

Cause: The IDENTIFIED EXTERNALLY AS or IDENTIFIED GLOBALLY AS clause was specified with a valid external name.

Action: Provide a valid external name.

ORA-28026: user with same external name already exists

Cause: The external name specified for the user being created or altered already exists for another user.

Action: External names must be unique among users. Specify another.

ORA-28027: privileged database links may be used by global users

Cause: Only users IDENTIFIED GLOBALLY may use a privileged database link.

Action: Either change the user to a global user or try to use a different database link.

ORA-28028: could not authenticate remote server

Cause: During the course of opening a privileged database link, the remote server was not securely identified using the network security service. Additional errors should follow.

Action: Consult the network security service documentation on how to properly configure the remote server.

ORA-28029: could not authorize remote server for user *string*

Cause: During the course of opening a privileged database link, the remote server was found to lack the necessary authorizations to connect as the current global user. This may be because the server was not authorized by the network security service.

Or it may be because the local server is restricting access by the remote server using the DBMS_SECURITY_DOMAINS_ADMIN package.

Action: Grant the remote server the proper authorization to connect as the given global user, and check that the local server is not restricting access.

ORA-28030: Server encountered problems accessing LDAP directory service

Cause: Unable to access LDAP directory service

Action: Please contact your system administrator

ORA-28031: maximum of *string* enabled roles exceeded

Cause: The user attempted to enable too many roles.

Action: Enable fewer roles.

ORA-28032: Your password has expired and the database is set to read-only

Cause: Your password expired and needs to be changed before your login request can be processed. Because the database is currently open in read-only mode, the password change operation cannot be performed on this database.

Action: Log in to the primary database to change your password, then retry your login request at the standby database.

ORA-28034: cannot grant *string* to an Oracle supplied user

Cause: The KEEP DATE TIME, KEEP SYSGUID or KEEP SEQUENCE privilege could not be granted to an Oracle supplied user.

Action: Grant privilege directly to the application user.

ORA-28035: Cannot Get Session Key for Authentication

Cause: Client and server cannot negotiate shared secret during logon

Action: User should not see this error. Please contact your system administrator

ORA-28036: HTTP digest authentication cannot be configured for global or external user

Cause: An attempt was made to configure HTTP digest authentication for a global or external account.

Action: Contact your system administrator.

ORA-28037: Cannot Get Session Key for RACF Authentication

Cause: Client and server cannot negotiate shared secret during logon

Action: User should not see this error. Please contact your system administrator

ORA-28038: disallow O2LOGON

Cause: turn off O2LOGON

Action: n/a

ORA-28039: cannot validate Kerberos service ticket

Cause: The Kerberos service ticket provided was invalid or expired

Action: Provide a valid, unexpired service ticket.

ORA-28040: No matching authentication protocol

Cause: There was no acceptable authentication protocol for either client or server.

Action: The administrator should set the values of the SQLNET.ALLOWED_LOGON_VERSION_SERVER and

SQLNET.ALLOWED_LOGON_VERSION_CLIENT parameters, on both the client and on the server, to values that match the minimum version software supported in the system. This error is also raised when the client is authenticating to a user account which was created without a verifier suitable for the client software version. In this situation, that account's password must be reset, in order for the required verifier to be generated and allow authentication to proceed successfully.

ORA-28041: Authentication protocol internal error

Cause: Authentication protocol failed with an internal error

Action: n/a

ORA-28042: Server authentication failed

Cause: Server failed to authenticate itself to the client

Action: Confirm that the server is a valid database server.

ORA-28043: invalid bind credentials for DB-OID connection

Cause: The Database password stored in the wallet did not match the one in OID .

Action: Use DBCA to reset the database password so that it is the same in database wallet and in OID.

ORA-28044: unsupported directory type

Cause: The database tried to work with a directory which is not OID.

Action: Enterprise User Security works only with Oracle Internet Directory. Update the ldap.ora file to reflect an appropriate OID.

ORA-28045: SSL authentication between database and OID failed

Cause: Server failed to authenticate itself to the Directory.

Action: Make sure the sqlnet.ora used is pointing to the wallet with the right certificate.

ORA-28046: Password change for SYS disallowed

Cause: REMOTE_LOGIN_PASSWORDFILE is set to SHARED, prohibiting SYS password changes.

Action: Change setting of REMOTE_LOGIN_PASSWORDFILE to EXCLUSIVE or NONE.

ORA-28047: database is not a member of any enterprise domain in OID

Cause: An enterprise user login was attempted on a database that is not a member of any enterprise domain in OID.

Action: An administrator should put the database into an enterprise domain in OID, and then the user should reconnect.

ORA-28048: database is a member of multiple enterprise domains in OID

Cause: An enterprise user login was attempted on a database that is a member of multiple enterprise domains in OID.

Action: An administrator should put the database into only one enterprise domain in OID, and then the user should reconnect.

ORA-28049: the password has expired

Cause: The enterprise user's password has expired and the password needs to be changed.

Action: change the password in the directory or contact the directory administrator.

ORA-28050: specified user or role cannot be dropped

Cause: The user or role specified in the DROP statement was a reserved Oracle object that could not be dropped.

Action: None

ORA-28051: the account is locked

Cause: The enterprise user has consecutively entered the wrong password for maximum number of times specified in the realm's password policy profile.

Action: Contact the directory administrator.

ORA-28052: the account is disabled

Cause: The enterprise user's account in the directory has been disabled.

Action: Contact the directory administrator.

ORA-28053: the account is inactive

Cause: The enterprise user's account in the directory is currently not active.

Action: Contact the directory administrator.

ORA-28054: the password has expired. *string* Grace logins are left

Cause: The enterprise user's password has expired. The user is able to login because he has gracelogins left.

Action: change the password in the directory or contact the directory administrator.

ORA-28055: the password will expire within *string* days

Cause: The enterprise user's password is about to expire.

Action: Change the password in the directory or contact the directory administrator.

ORA-28056: Writing audit records to Windows Event Log failed

Cause: Unable to write an audit entry to the Windows event log used as the audit trail.

Action: Check the error number for a possible operating system error. If there is no error, contact Oracle Support Services.

ORA-28057: name of the password file could not be constructed

Cause: Possibly environment variable ORACLE_SID was not set.

Action: Set value for the ORACLE_SID environment variable.

ORA-28058: login is allowed only through a proxy

Cause: This account is marked "proxy only connect".

Action: Connect through a proxy user.

ORA-28059: Cross-instance call failed

Cause: An attempt to inform other Oracle RAC instances of a security event failed.

Action: Log into each instance to perform the administrative action.

ORA-28060: A data redaction policy already exists on this column.

Cause: A data redaction policy was already in existence on this column.

Action: Specify a column which does not already have a redaction policy defined on it, or use DBMS_REDACT.ALTER_POLICY to alter the existing redaction policy for this column.

ORA-28061: This object cannot have a data redaction policy defined on it.

Cause: An attempt was made to define a data redaction policy on an object other than a table or view. Note that a data redaction policy cannot be defined on an editioned view, or on specialized tables created internally by the server in conjunction with various features such as materialized view.

Action: Specify the name of a table or view.

ORA-28062: The policy expression is too long.

Cause: The policy expression was longer than 4000 characters.

Action: Specify a policy expression of at most 4000 characters.

ORA-28063: The policy expression is empty.

Cause: The EXPRESSION parameter to DBMS_REDACT.ADD_POLICY was empty.

Action: A nonempty policy expression must be specified in the EXPRESSION parameter to DBMS_REDACT.ADD_POLICY.

ORA-28064: The redaction function is not valid.

Cause: The FUNCTION_TYPE parameter to DBMS_REDACT.ADD_POLICY was invalid.

Action: Specify the FUNCTION_TYPE parameter to DBMS_REDACT.ADD_POLICY as one of the following: DBMS_REDACT.NONE, DBMS_REDACT.FULL, DBMS_REDACT.RANDOM, DBMS_REDACT.PARTIAL, DBMS_REDACT.REGEXP, or DBMS_REDACT.NULLIFY. Note that only none redaction, full redaction, and NULL redaction may be applied to columns of type BLOB, and only none redaction, full redaction, NULL redaction, and regular expression-based redaction may be applied to columns of type CLOB or NCLOB.

ORA-28066: invalid column "*string*"

Cause: An invalid column was specified in the COLUMN_NAME parameter.

Action: Check the columns in the object and specify the right column name.

ORA-28067: missing or invalid column name

Cause: A valid column name was not specified in the COLUMN_NAME parameter when a column name was required. Note that when using DBMS_REDACT.ALTER_POLICY, the default action is DBMS_REDACT.ADD_COLUMN

Action: Specify the name of a column.

ORA-28068: The object "*string*" does not have a data redaction policy.

Cause: The specified object did not have a data redaction policy defined on it.

Action: Specify the name of an object which has a data redaction policy, or use DBMS_REDACT.ADD_POLICY to add a data redaction policy.

ORA-28069: A data redaction policy already exists on this object.

Cause: A data redaction policy was already in existence on this object.

Action: Specify a table or view which does not already have a redaction policy defined on it, or use DBMS_REDACT.ALTER_POLICY to alter the existing redaction policy for this object.

ORA-28070: The column "*string*" does not have a data redaction policy.

Cause: The specified column did not have a data redaction policy defined on it.

Action: Specify the name of a column which has a data redaction policy.

ORA-28071: The action is not valid.

Cause: The ACTION parameter to DBMS_REDACT.ALTER_POLICY was invalid.

Action: Specify the ACTION parameter to DBMS_REDACT.ALTER_POLICY as one of the following values: DBMS_REDACT.MODIFY_EXPRESSION, DBMS_REDACT.MODIFY_COLUMN, DBMS_REDACT.ADD_COLUMN, or DBMS_REDACT.DROP_COLUMN.

ORA-28072: The specified policy name is incorrect.

Cause: The POLICY_NAME parameter was incorrect.

Action: Specify the POLICY_NAME parameter with the name of the redaction policy currently defined on the object.

ORA-28073: The column "string" has an unsupported data type or attribute.

Cause: The column had a data type or attribute which is not supported by data redaction. The supported data types are CHAR, NCHAR, VARCHAR2, NVARCHAR2, NUMBER types, BINARY_FLOAT, BINARY_DOUBLE, DATE, TIMESTAMP, CLOB, NCLOB, and BLOB, except as listed below for certain function types: For DBMS_REDACT.PARTIAL and DBMS_REDACT.RANDOM, the CLOB, NCLOB, and BLOB datatypes are not supported. For DBMS_REDACT.REGEXP, the NUMBER, BINARY_FLOAT, BINARY_DOUBLE, DATE, TIMESTAMP, and BLOB datatypes are not supported. Virtual columns and base columns of virtual columns are not supported by data redaction. Columns with the INVISIBLE attribute are not supported by data redaction (this applies to both user-specified hidden columns and system-generated hidden columns). Vector encoded columns are not supported by data redaction. Columns with the IS JSON constraint are not supported.

Action: Specify the name of a column which has a supported data type and supported attributes. For columns with the IS JSON constraint, create a view on the columns and add the redaction policy to the view.

ORA-28074: The "string" field of the redaction parameters is not valid.

Cause: The redaction parameters specified had one or more fields that were invalid.

Action: Specify the redaction parameters according to Oracle documentation.

ORA-28075: The data redaction policy expression has an error.

Cause: The data redaction policy expression had an error.

Action: Contact the data redaction policy administrator. To correct this error, when invoking the ADD_POLICY and ALTER_POLICY procedures of the data redaction DBMS_REDACT package, the policy administrator must specify a valid policy expression for the EXPRESSION parameter. Check the trace file for the name of the affected policy and the error, and correct the data redaction policy expression.

ORA-28076: An attribute was not specified for SYS_SESSION_ROLES.

Cause: An attribute was not specified for the SYS_SESSION_ROLES namespace in the policy expression.

Action: Specify an attribute for SYS_SESSION_ROLES in the policy expression.

ORA-28077: The attribute specified (string) exceeds the maximum length.

Cause: The attribute specified in the policy expression for the SYS_SESSION_ROLES namespace exceeded the maximum length.

Action: Change the policy expression to use a valid attribute for SYS_SESSION_ROLES namespace.

ORA-28078: A regular expression parameter is missing or invalid.

Cause: The FUNCTION_TYPE was DBMS_REDACT.REGEXP, but one or more of the regular expression parameters were missing or invalid, the REGEXP_PATTERN failed to compile properly, or the regular expression replacement operation failed.

Action: Specify the regular expression parameters according to Oracle documentation. At a minimum, the REGEXP_PATTERN and the REGEXP_REPLACE_STRING must be specified. Ensure that the REGEXP_PATTERN can compile properly as a regular expression, for example by testing it with REGEXP_REPLACE in a SQL query against a column containing some of the data to be redacted.

ORA-28079: The policy was already enabled.

Cause: The redaction policy specified has already been enabled.

Action: Only disabled redaction policies can be enabled.

ORA-28080: The policy was already disabled.

Cause: The redaction policy specified has already been disabled.

Action: Only enabled redaction policies can be disabled.

ORA-28081: Insufficient privileges - the command references a redacted object.

Cause: The command referenced a redacted column in an object protected by a data redaction policy.

Action: If possible, modify the command to avoid referencing any redacted columns. Otherwise, drop the data redaction policies that protect the referenced tables and views, or ensure that the user issuing the command has the EXEMPT REDACTION POLICY system privilege, then retry the operation. The EXEMPT REDACTION POLICY system privilege is required for creating or refreshing a materialized view when the materialized view is based on an object protected by a data redaction policy. The EXEMPT REDACTION POLICY system privilege is required for performing a data pump schema-level export including any object protected by a data redaction policy. All data redaction policies are listed in the REDACTION_COLUMNS catalog view.

ORA-28082: The parameter *string* is invalid.

Cause: The specified parameter was either empty or too long.

Action: Specify a parameter of correct length. See the documentation for length requirements.

ORA-28083: A redacted column was referenced in a virtual column expression.

Cause: This redacted column was referenced in a virtual column expression.

Action: Ensure the column expression definition for any virtual column does not refer to any redacted columns. To check for columns with redaction policies, use the REDACTION_COLUMNS catalog view which lists all data redaction policies.

ORA-28085: The input and output lengths of the redaction do not match.

Cause: As specified, the redaction parameters produced an output with a length different to that of the input.

Action: Use regular expression redaction instead of partial redaction.

ORA-28086: The data redaction policy expression has an error. \nstring

Cause: The data redaction policy expression had an error.

Action: Specify a valid policy expression. The data redaction policy expression must be written in SQL, and must be a valid predicate to use in the following SQL query.
SELECT 1 FROM DUAL WHERE policy_expression;

ORA-28087: The policy expression has an unsupported (use of) operator 'string'.

Cause: The policy expression used an unsupported operator, or used an operator in an unsupported way.

Action: Modify the policy expression to use only the supported operators in a supported way. Supported operators include "=", "!", ">", "<", ">=", "<=", the length operators, the substring operators, and the context operators (SYS_CONTEXT and XS_SYS_CONTEXT). For a complete list of the supported operators, and the supported ways the allowed operators can be used, refer to the section on data redaction policy expressions in the Oracle documentation.

ORA-28088: The policy expression has an unsupported PL/SQL function string.string.string.

Cause: The policy expression had an unsupported PL/SQL function.

Action: Modify the policy expression to use a supported PL/SQL function. Supported PL/SQL functions include the Oracle Label Security dominates functions, and the Oracle Apex session state functions (V and NV). For a complete list of the supported PL/SQL functions, refer to data redaction in the Oracle documentation.

ORA-28089: invalid SYS_CONTEXT namespace string in policy expression

Cause: The SYS_CONTEXT (or XS_SYS_CONTEXT) namespace used in the policy expression was not valid.

Action: Modify the policy expression to use a valid namespace. Supported namespaces include USERENV, SYS_SESSION_ROLES, XS\$SESSION and the namespaces listed in the DBA_CONTEXT catalog view.

ORA-28090: unsupported nesting of function string.string.string within function string.string.string in policy expression

Cause: The policy expression had an unsupported PL/SQL function nesting.

Action: Modify the policy expression to use only supported PL/SQL function nesting. The Oracle Label Security functions NUMERIC_LABEL, CHAR_TO_LABEL, and SA_SESSION can only be used from within the Label Security dominates functions. For a complete list of supported PL/SQL function nesting, refer to the section on writing policy expressions in the Oracle documentation for data redaction.

ORA-28091: unsupported use of PL/SQL function string.string.string in policy expression

Cause: The policy expression used a PL/SQL function in an unsupported way.

Action: Modify the policy expression to use the PL/SQL function properly. The parameters to the Oracle Label Security functions NUMERIC_LABEL, CHAR_TO_LABEL, and SA_SESSION must be constants. For a complete list of the supported ways PL/SQL functions can be used in a policy expression, refer to the section on writing policy expressions in the Oracle documentation for data redaction.

ORA-28092: The parameter string with value 'string' has an error.

Cause: The value of the parameter had an error. If DBMS_REDACT.CREATE_POLICY_EXPRESSION was invoked and the POLICY_EXPRESSION_NAME parameter had an error, the policy expression name either already existed, or was invalid. If DBMS_REDACT.DROP_POLICY_EXPRESSION was invoked and the

POLICY_EXPRESSION_NAME parameter had an error, the policy expression either did not exist, was still in use (was applied to a column), or was invalid. If DBMS_REDACT.APPLY_POLICY_EXPR_TO_COL was invoked and the POLICY_EXPRESSION_NAME parameter had an error, a policy expression may already exist on this column. Only one policy expression may be associated with any given column. The name of any Oracle Data Redaction policy expression associated with a given column can be found in the REDACTION_EXPRESSIONS catalog view. If the DBMS_REDACT.ADD_POLICY was invoked and the OBJECT_SCHEMA parameter referenced the APEX or Spatial installation schema, the operation was prevented. Data redaction policies are not supported on objects within the APEX or Spatial installation schema. If the DBMS_REDACT.ADD_POLICY was invoked and the OBJECT_NAME references a metadata-linked view, the operation was prevented. Data redaction policies are not supported on metadata-linked views.

Action: Provide a valid value for the parameter. If DBMS_REDACT.CREATE_POLICY_EXPRESSION was invoked and the parameter was POLICY_EXPRESSION_NAME, provide a valid (new or existing) policy expression name. The names of all existing Oracle Data Redaction policy expressions can be found in the REDACTION_EXPRESSIONS catalog view. For the POLICY_EXPRESSION_NAME parameter of the DBMS_REDACT.DROP_POLICY_EXPRESSION procedure, provide a valid existing policy expression name which is not currently in use (applied to any column). The names of the columns to which a given policy expression is currently applied can be found in the REDACTION_EXPRESSIONS catalog view. For the POLICY_EXPRESSION_NAME parameter of the DBMS_REDACT.APPLY_POLICY_EXPR_TO_COL procedure, either provide NULL to remove the current policy expression association of the column, or provide a valid existing policy expression name. There is currently no API to alter an existing association. For now it must first be dropped followed by applying the new association. The names of all existing policy expressions can be found in the REDACTION_EXPRESSIONS catalog view. If DBMS_REDACT.ADD_POLICY was invoked, provide an OBJECT_SCHEMA which is not the APEX or Spatial installation schema. Data redaction policies are not supported on objects within the APEX or Spatial installation schema. If DBMS_REDACT.ADD_POLICY was invoked, provide an OBJECT_NAME which does not reference a metadata-linked view.

ORA-28093: operation on column *string* is not supported by data redaction

Cause: The operation was not supported by data redaction.

Action: Perform only supported operations on any object which has a data redaction policy or which depends on an object with a data redaction policy. To check for columns with redaction policies, use the REDACTION_COLUMNS catalog view which lists all of the data redaction policies.

ORA-28094: SQL construct not supported by data redaction

Cause: The query had a SQL construct that was not supported by data redaction.

Action: Rewrite the query to avoid using an unsupported construct. Consult the Oracle documentation for details.

ORA-28100: policy function schema *string* is invalid

Cause: The schema was dropped after the policy associated with the function had been added to the object.

Action: Drop the policy and re-create it with a policy function owned by a valid user. Or re-create the user and the policy function under the new user.

ORA-28101: policy already exists

Cause: A policy with the same name for the same object already exists.

Action: Check if the policy has already been added or use a different policy name.

ORA-28102: policy does not exist

Cause: Try to drop/enable/refresh a non-existent policy.

Action: Correct the policy name argument.

ORA-28103: adding a policy to an object owned by SYS is not allowed

Cause: Try to add a policy to a table or a view owned by SYS.

Action: You can not perform this operation.

ORA-28104: input value for *string* is not valid

Cause: Input value for the argument is not valid

Action: specify a valid argument value.

ORA-28105: cannot create security relevant column policy in an object view

Cause: Security relevant column argument is not null in policy creation for an object view

Action: n/a

ORA-28106: input value for argument #*string* is not valid

Cause: Input values for the argument is missing or invalid.

Action: Correct the input values.

ORA-28107: policy was disabled

Cause: Try to flush a disabled policy.

Action: If the policy is supposed to be enforced, it must be enabled.

ORA-28108: circular security policies detected

Cause: Policies for the same object reference each other.

Action: Drop the policies

ORA-28109: the number of related policies has exceeded the limit of 16

Cause: Too many policies are involved in the same objects.

Action: Drop one or more policies. Or combine a few of them into one.

ORA-28110: policy function or package *string.string* has error

Cause: The policy function may have been dropped, or is no longer valid.

Action: Check the status of the function and correct the problem. Or re-create the policy with a valid function.

ORA-28111: insufficient privilege to evaluate policy predicate

Cause: Predicate has a subquery which contains objects that the owner of policy function does not have privilege to access.

Action: Grant appropriate privileges to the policy function owner.

ORA-28112: failed to execute policy function

Cause: The policy function has one or more error during execution.

Action: Check the trace file and correct the errors.

ORA-28113: policy predicate has error

Cause: Policy function generates invalid predicate.

Action: Review the trace file for detailed error information.

ORA-28115: policy with check option violation

Cause: Policy predicate was evaluated to FALSE with the updated values.

Action: n/a

ORA-28116: insufficient privileges to do direct path access

Cause: Users with insufficient privileges attempting to do direct path access of tables with fine grain access control policies.

Action: Ask the database administrator to do the operation. Note that users can work with security administrator to temporarily drop/disable the policies at time of export, import, or load, but this has security implication, and thus access of the database must be controlled carefully.

ORA-28117: integrity constraint violated - parent record not found

Cause: try to update/insert a child record with new foreign key values, but the corresponding parent row is not visible because of fine-grained security in the parent.

Action: make sure that the updated foreign key values must also visible in the parent

ORA-28118: policy group already exists

Cause: try to create a policy group that already exists

Action: n/a

ORA-28119: policy group does not exist

Cause: try to drop a policy group that does not exist

Action: n/a

ORA-28120: driving context already exists

Cause: try to create a driving context that already exists

Action: n/a

ORA-28121: driving context does not exist

Cause: try to drop a driving context that does not exist

Action: n/a

ORA-28122: can not update SYS_DEFAULT policy group

Cause: An attempt was made to execute either DBMS_RLS.CREATE_POLICY_GROUP or DBMS_RLS.DELETE_POLICY_GROUP using SYS_DEFAULT as the policy group name.

Action: Do not attempt to CREATE or DELETE the SYS_DEFAULT policy group. This action is not permitted.

ORA-28123: Driving context '*string,string*' contains invalid group '*string*'

Cause: A previous call to DBMS_SESSION.SET_CONTEXT specified an invalid policy group.

Action: Ensure that a valid policy group is passed to DBMS_SESSION.SET_CONTEXT when initializing a policy driving context.

ORA-28124: Column *string* in *sec_relevant_cols* cannot be of an object data type

Cause: A column specified in *sec_relevant_cols* was of an object data type.

Action: Ensure that none of the columns specified in *sec_relevant_cols* is of an object data type or XMLType.

ORA-28125: A protected base column was referenced in an unprotected virtual column expression.

Cause: A protected base column was referenced in an unprotected virtual column expression.

Action: Check the policy definition and make sure that the virtual column is also protected.

ORA-28126: Attribute association failed for policy "*string*".

Cause: An attempt was made to associate a global application context attribute to either a context-sensitive or shared context-sensitive policy. Only local application context attribute association is supported.

Action: Specify a local application context attribute.

ORA-28132: The MERGE INTO syntax does not support the security policy.

Cause: The MERGE INTO syntax did not support a security policy on the destination table, because the policy's *statement_types* did not include each of INSERT, UPDATE and DELETE.

Action: If you do not have the privilege to modify the security policy, then instead of MERGE INTO, use the INSERT, UPDATE and DELETE DML statements on the table that has a security policy defined on it. If you have the privilege to modify the security policy, then redefine it in such a way that *statement_types* includes all of the DML statement types (INSERT, UPDATE and DELETE).

ORA-28134: object cannot have fine-grained access control policy

Cause: Only tables, views, or synonyms of tables or views may have VPD policies

Action: n/a

ORA-28135: VPD check option silent error event

ORA-28136: Ignore check option error

ORA-28137: Invalid FGA audit Handler

Cause: An invalid audit handler was specified.

Action: Specify a valid audit handler.

ORA-28138: Error in Policy Predicate

Cause: An invalid policy predicate was specified.

Action: Please specify a valide policy Predicate for the FGA policy

ORA-28139: Maximum allowed Fine Grain Audit Policies Exceeded

Cause: A maximum of 256 policies can be enabled on an object

Action: Drop or disable an existing policy before creating more

ORA-28140: Invalid column specified

Cause: Column name specified during policy creation is invalid

Action: Please specify a valid column name. Object columns are not supported

ORA-28141: error in creating audit index file

Cause: ORACLE was not able to create the file being used to hold audit file names.

Action: Examine the directory pointed to by the initialization parameter "audit_file_dest." Make sure that all of the following is true: 1. The directory exists. 2. The name indeed points to a directory and not a file. 3. The directory is accessible and writable to the ORACLE user.

ORA-28142: error in accessing audit index file

Cause: ORACLE was not able to access the file being used to hold audit file names.

Action: Make sure the file exists in the directory pointed to by the initialization parameter "audit_file_dest" and is readable by the ORACLE user.

ORA-28143: Invalid argument passed to FGA ADD_POLICY procedure

Cause: Invalid input argument was specified for FGA ADD_POLICY procedure.

Action: Specify correct type and number of arguments to FGA ADD_POLICY procedure.

ORA-28144: Failed to execute fine-grained audit handler

Cause: An error was encountered while executing fine-grained audit handler.

Action: Refer to the trace file for details.

ORA-28145: XDS policy already exists for *string*

Cause: An XDS policy was enabled for an object that already has an associated XDS policy.

Action: Specify a different policy name or call enable_xds with the overwrite paramter set to TRUE.

ORA-28146: invalid operation for policy "*string*"

Cause: Attribute association (NAMESPACE, ATTRIBUTE) was specified for an invalid policy type. Attribute association can be specified only for context-sensitive and shared context-sensitive policy types.

Action: Do not perform any unsupported operation.

ORA-28147: The specified attribute association ("*string*", "*string*") is already attached to policy "*string*".

Cause: An attempt was made to create the attribute association using names that were already used by existing attribute association of the policy.

Action: Adjust the names and retry the operation.

ORA-28148: The specified attribute association ("*string*", "*string*") is not attached to policy "*string*".

Cause: An attempt was made to drop the attribute association that was not attached to the policy.

Action: Adjust the names and retry the operation.

ORA-28149: input value for argument "*string*" is missing

Cause: Only one input value was specified for the (NAMESPACE, ATTRIBUTE) arguments.

Action: Specify an input value for both (NAMESPACE, ATTRIBUTE) arguments.

ORA-28150: proxy not authorized to connect as client

Cause: A proxy user attempted to connect as a client, but the proxy was not authorized to act on behalf of the client.

Action: Grant the proxy user permission to perform actions on behalf of the client by using the ALTER USER ... GRANT CONNECT command.

ORA-28151: more than one user name specified for command

Cause: More than one user name was specified for an ALTER USER command.

Action: Try the command again with only one user name.

ORA-28152: proxy user '*string*' may not specify initial role '*string*' on behalf of client '*string*'

Cause: A proxy user attempted to specify an initial role for a client, but the client does not possess the role.

Action: Change the proxy user so that it does not specify the role or grant the role to the client.

ORA-28153: Invalid client initial role specified: '*string*'

Cause: A role specified by a proxy user as an initial role to be activated upon connecting on behalf of a client is invalid.

Action: Connect again as the client specifying a valid role.

ORA-28154: Proxy user may not act as client '*string*'

Cause: A proxy user may not assume the identity of a privileged user in order to limit the privileges that a proxy may possess.

Action: Execute the statement again specify a client other than a privileged user.

ORA-28155: user '*string*' specified as a proxy is actually a role

Cause: A user specified in an AUDIT operation BY *proxy* ON BEHALF OF *client* is actually a role.

Action: Execute the statement again with a valid proxy user.

ORA-28156: Proxy user '*string*' not authorized to set role '*string*' for client '*string*'

Cause: A proxy user has not been granted the right to use a role on behalf of a client.

Action: Execute the command ALTER USER *client* GRANT CONNECT THROUGH PROXY *proxy* to grant the needed role.

ORA-28157: Proxy user '*string*' forbidden to set role '*string*' for client '*string*'

Cause: A proxy user was forbidden to use a role on behalf of a client through the command ALTER USER *client* GRANT CONNECT THROUGH *proxy* WITH ALL ROLES EXCEPT *role*

Action: Execute the command ALTER USER *client* GRANT CONNECT THROUGH PROXY *proxy* to grant the needed role.

ORA-28158: missing ALL keyword

ORA-28159: missing BEHALF keyword

ORA-28160: missing EXCEPT keyword

ORA-28161: missing ROLES keyword

ORA-28162: missing THROUGH keyword

ORA-28163: GRANT already specified

Cause: The GRANT clause was specified twice.

Action: Use only one GRANT clause.

ORA-28164: REVOKE already specified

Cause: The REVOKE clause was specified twice.

Action: Use only one REVOKE clause.

ORA-28165: proxy 'string' may not specify password-protected role 'string' for client 'string'

Cause: A proxy user attempted to activate a role on behalf of a client which has a password associated with it. Since the proxy does not have a password, this activation cannot be allowed.

Action: Attempt to activate a different role or change the role administratively so that there is no password.

ORA-28166: duplicate rolename in list

Cause: The name of a role was specified more than once in a list.

Action: Repeat the command specifying the role once.

ORA-28168: attempted to grant password-protected role

Cause: An ALTER USER ... GRANT CONNECT command was attempted specifying a role that was password-protected.

Action: Specify a role which is not a password-protected role.

ORA-28169: unsupported certificate type

Cause: The type of certificate from which the server is to extract the credentials of the client is not supported.

Action: Specify a supported type.

ORA-28170: unsupported certificate version

Cause: The version of the certificate from which the server is to extract the credentials of the client is not supported.

Action: Specify a supported version.

ORA-28171: unsupported Kerberos version

Cause: the version the Kerberos ticket which the server is to use to validate the identity of the client is not supported.

Action: Specify a supported version.

ORA-28172: distinguished name not provided by proxy

Cause: A client user is to be identified using a distinguished name, but none was provided by the proxy user.

Action: Provide a distinguished name.

ORA-28173: certificate not provided by proxy

Cause: A client user is to be identified using a certificate but none was provided by the proxy user.

Action: Provide a certificate.

ORA-28174: Kerberos ticket not provided by proxy

Cause: A client user is to be authenticated using a Kerberos ticket but none was provided by the proxy user.

Action: Provide a Kerberos ticket.

ORA-28175: incorrect certificate type

Cause: the type of certificate provided by the proxy user to identify a client user does not match the type that is required.

Action: Provide a certificate of the correct type.

ORA-28176: incorrect certificate version

Cause: the version of certificate provided by the proxy user to identify a client user does not match the version that is required.

Action: Provide a certificate of the correct version.

ORA-28177: incorrect Kerberos ticket version

Cause: the version of Kerberos ticket provided by the proxy user to authenticate a client user does not match the version that is required.

Action: Provide a Kerberos ticket of the correct version.

ORA-28178: password not provided by proxy

Cause: A client user is to be authenticated using a database password but none was provided by the proxy user.

Action: Provide a password.

ORA-28179: client user name not provided by proxy

Cause: No user name was provided by the proxy user for the client user.

Action: Either specify a client database user name, a distinguished name or an X.509 certificate.

ORA-28180: multiple authentication methods provided by proxy

Cause: More than one authentication method was specified by the proxy user for the client user.

Action: Specify only one of the following: a client database user name, a distinguished name or an X.509 certificate.

ORA-28181: proxy '*string*' failed to enable one or more of the specified initial roles for client '*string*'

Cause: Attempt to enable specified initial roles after logon resulted in failure.

Action: Check that the initial roles are valid, granted to client, and not password protected.

ORA-28182: cannot acquire Kerberos service ticket for client

Cause: An attempt to use a Kerberos forwardable ticket granting ticket to obtain a Kerberos service ticket failed.

Action: Check that the Kerberos forwardable ticket granting ticket belongs to the client, is valid, and that the key distribution center is available.

ORA-28183: proper authentication not provided by proxy

Cause: A client user must be authenticated but no authentication credentials were provided by the proxy user.

Action: Provide some form of authentication credentials.

ORA-28184: global user cannot have proxy permissions managed in the directory

Cause: The client name specified was a global user.

Action: Use ALTER USER to change the type of user (from IDENTIFIED GLOBALLY to something else, such as IDENTIFIED BY password or IDENTIFIED EXTERNALLY).

ORA-28185: cannot alter user with administrative privilege to proxy-only connect user

Cause: An attempt was made to alter a user with administrative privilege to a proxy-only connect user.

Action: This user cannot be altered to proxy-only connect user.

ORA-28186: cannot grant *string* to a proxy-only connect user

Cause: An attempt was made to grant administrative privilege like SYSDBA, SYSOPER, SYSASM, SYSBACKUP, SYSDG, SYSKM, or SYSRAC to a proxy-only connect user. Since proxy authentication using an administrative privilege is not supported, such grants are not allowed.

Action: None

ORA-28187: cannot alter global user to proxy-only connect user

Cause: An attempt was made to alter global user to proxy-only connect.

Action: None

ORA-28188: cannot alter user SYS/SYSBACKUP/SYSDG/SYSKM/SYSRAC to be identified as globally

Cause: An attempt was made to alter SYS/SYSBACKUP/SYSDG/SYSKM/SYSRAC to be identified as globally.

Action: None

ORA-28190: SYSRAC administrative privilege cannot be granted to other users

Cause: An attempt was made to grant SYSRAC administrative privilege to a user. This administrative privilege can only be used in operating system authentication and cannot be granted to other users.

Action: Use connection string '/' as SYSRAC' from an operating system account in the OSRAC group to connect to the database with the SYSRAC privilege.

ORA-28191: cannot grant administrative privileges to a user with non-ASCII or non-EBCDIC characters in the user name

Cause: An attempt to grant privileges to a user failed. Administrative privileges like SYSDBA, SYSOPER, SYSASM, SYSBACKUP, SYSDG, SYSKM, and SYSRAC cannot be granted to a user with non-ASCII or non-EBCDIC characters in the user name.

Action: Grant administrative privileges to users that have user names with only ASCII or EBCDIC characters.

ORA-28200: IDENTIFIED USING already specified

Cause: The IDENTIFIED USING clause was specified twice.

Action: Use only one IDENTIFIED USING clause.

ORA-28201: invalid command to enable secure application role 'string'

Cause: An attempt to enable the secure application role outside of the scope of the designated package failed.

Action: Enable the role using the designated package.

ORA-28221: REPLACE not specified

Cause: User is changing password but password verification function is turned on and the original password is not specified and the user does not have the alter user system privilege.

Action: Supply the original password.

ORA-28222: may not modify reserved user

Cause: An attempt was made to change or grant to a reserved user account.

Action: None

ORA-28223: first login requires password change

Cause: This user was globally authenticated. Password policy settings in Oracle Internet Directory (OID) requires the password to be changed for the first connection. Further connections to the database will be denied if the password in OID is not changed.

Action: Connect to the OID to change the password.

ORA-28231: no data passed to obfuscation toolkit

Cause: A NULL value was passed to a function or procedure.

Action: Make sure that the data passed is not empty.

ORA-28232: invalid input length for obfuscation toolkit

Cause: Length of data submitted for encryption or decryption is not a multiple of 8 bytes.

Action: Make sure that the length of the data to be encrypted or decrypted is a multiple of 8 bytes.

ORA-28233: double encryption not supported

Cause: The obfuscation toolkit does not support the encryption of already-encrypted data.

Action: Do not attempt to encrypt already-encrypted data.

ORA-28234: key length too short

Cause: The key specified is too short for the algorithm. DES requires a key of at least 8 bytes. Triple DES requires a key of least 16 bytes in two-key mode and 24 bytes in three-key mode.

Action: Specify a longer key.

ORA-28235: algorithm not available

Cause: The encryption algorithm desired is not available.

Action: Run the installer to install the needed algorithm in Oracle Advanced Security.

ORA-28236: invalid Triple DES mode

Cause: An unknown value was specified for the mode in which triple DES encryption is to run.

Action: Specify a valid value. See the package declaration for a list of valid values.

ORA-28237: seed length too short

Cause: The seed specified for the key generation routine must be at least 80 characters.

Action: Specify a longer seed.

ORA-28238: no seed provided

Cause: A NULL value was passed in as the seed to be used in generating a key.

Action: Provide a non-NULL value for the seed.

ORA-28239: no key provided

Cause: A NULL value was passed in as an encryption or decryption key.

Action: Provide a non-NULL value for the key.

ORA-28261: CURRENT_USER can not be used in PLSQL Definer's Right procedure.

Cause: An attempt to retrieve CURRENT_USER using SYS_CONTEXT PLSQL interface.

Action: Use a SQL statement to query CURRENT_USER inside a DR procedure.

ORA-28262: unused error

ORA-28263: unused error

ORA-28264: Client identifier is too long

Cause: The length of the client identifier is longer than 64

Action: Set a client identifier whose length is less than 64.

ORA-28265: Namespace beginning with 'SYS_' is not allowed.

Cause: Namespace beginning with 'SYS_' was not allowed.

Action: Use a namespace that does not begin with 'SYS_'.

ORA-28267: Invalid NameSpace Value

Cause: Context NameSpace conflicts with reserved key words or a secure Namespace is not allowed for this type of Application Context.

Action: Use a valid namespace.

ORA-28268: Exceeded the maximum allowed size for Context information in a session

Cause: The maximum size specified by the `_session_context_size` init.ora parameter was exceeded.

Action: Please change the value for `_session_context_size` in the init.ora file.

ORA-28270: Malformed user nickname for password authenticated global user.

Cause: An attempt to login as password-authenticated global user with a malformed user nickname.

Action: Make sure the nickname is valid and re-login.

ORA-28271: No permission to read user entry in LDAP directory service.

Cause: ORACLE server does not have read permission on user nickname's X.500 user entry.

Action: Make sure ORACLE server is using right SSL credentials to connect to LDAP directory services. Make sure permissions for LDAP user entries are right.

ORA-28272: Domain policy restricts password based GLOBAL user authentication.

Cause: Domain policy does not allow password-authenticated GLOBAL users.

Action: Make sure ORACLE server is using right SSL credentials to connect to LDAP directory services. Make sure orclDBAuthTypes attributes within Oracle enterprise domain object is either set to PWD or ALL.

ORA-28273: No mapping for user nickname to LDAP distinguished name exists.

Cause: ORACLE server cannot map the given user nickname to LDAP distinguished name.

Action: Make sure user entries in LDAP are correctly provisioned with correct user nickname attribute values.

ORA-28274: No ORACLE password attribute corresponding to user nickname exists.

Cause: LDAP user entry corresponding to user nickname does not have a ORACLE password attribute or the attribute is not initialized.

Action: Make sure user entries in LDAP are correctly provisioned with correct ORACLE password attribute values.

ORA-28275: Multiple mappings for user nickname to LDAP distinguished name exist.

Cause: The given user nickname maps to more than one LDAP distinguished name.

Action: Make sure user nickname is unique within the enterprise.

ORA-28276: Invalid ORACLE password attribute.

Cause: The ORACLE password attribute of a user entry has an invalid format.

Action: Make sure ORACLE password attribute value is RFC-2307 compliant.

ORA-28277: LDAP search, while authenticating global user with passwords, failed.

Cause: The LDAP search for finding the appropriate user entry and ORACLE password failed.

Action: Make sure LDAP directory service is up and running.

ORA-28278: No domain policy registered for password based GLOBAL users.

Cause: No policy about password authenticated GLOBAL users has been registered.

Action: Add attribute orclDBAuthTypes to the database server's Enterprise domain.

ORA-28279: Error reading ldap_directory_access init parameter.

Cause: ldap_directory_access parameter is not specified correctly.

Action: Make sure spfile.ora has ldap_directory_access set correctly. Possible correct values are PASSWORD, SSL and NONE.

ORA-28280: Multiple entries for ORACLE database password exist.

Cause: The ORACLE password attribute of a user entry has multiple entries of ORACLE database password.

Action: Make sure ORACLE password attribute has one entry for ORACLE Database password.

ORA-28281: Global application context is not updated on one or more Oracle RAC instances

Cause: While updating global application context across Oracle RAC instances, the background process errored out or the timeout expired due to some failure.

Action: Ensure every instance in Oracle RAC is operational and retry the operation.

ORA-28290: Multiple entries found for the same Kerberos Principal Name

Cause: Multiple user entries has been configured with the same krbPrincipalName

Action: Modify enterprise user's entry to assign its Kerberos principal name Make sure the user entries in LDAP are provisioned correctly.

ORA-28291: No Kerberos Principal Value found.

Cause: Oracle server fails to get value of krbPrincipalName attribute

Action: Make sure user entries are correctly provisioned with correct Kerberos principal value

ORA-28292: No Domain Policy registered for Kerberos based authentication

Cause: The enterprise domain entry is not configured for Kerberos based global authentication.

Action: Modify orclDBAuthType of the database server's enterprise domain entry and assign it "ALL" or "KRB5"

ORA-28293: No matched Kerberos Principal found in any user entry

Cause: Oracle server fails to find the principal in the user search base

Action: Make sure the user search base is correct. Use ESM to configure the enterprise user its Kerberos principal name

ORA-28300: No permission to read user entry in LDAP directory service.

Cause: ORACLE server does not have read permission on user entries.

Action: Make sure ORACLE server is using right credentials to connect to LDAP directory services. Make sure permissions for LDAP user entries are configured correctly.

ORA-28301: Domain Policy hasn't been registered for SSL authentication.

Cause: An attempt was made to authenticate with SSL, but the database enterprise domain was not configured for SSL authentication.

Action: Modify orclDBAuthType of the server's enterprise domain entry and assign it "ALL" or "SSL".

ORA-28302: User does not exist in the LDAP directory service.

Cause: An attempt was made to authenticate with SSL using the user's certificate, but there was no user entry in the LDAP server that matched the user's Distinguished Name.

Action: Add an user entry whose DN matches the user's PKI DN in the LDAP directory.

ORA-28303: Distinguished name for user exceeds maximum supported length

Cause: The user's distinguished name (DN) exceeded the maximum supported length.

Action: Shorten the user's distinguished name (DN) and retry.

ORA-28304: Oracle encrypted block is corrupt (file # *string*, block # *string*)

Cause: The indicated encrypted block was corrupt. This was an in-memory corruption. The exact cause is unknown. Possible causes could be: - the encryption wallet is incorrect or corrupted - the tablespace encryption key is incorrect or corrupted - decryption engine failure - actual logical error exists in decrypted block

Action: Review the encryption wallet and the keys stored in it to ensure they are valid and correct.

ORA-28305: WALLET_LOCATION in sqlnet.ora file for container database is not supported.

Cause: WALLET_LOCATION was specified in sqlnet.ora file.

Action: Remove WALLET_LOCATION from sqlnet.ora file. Place the wallet in the pluggable database-specific default location.

ORA-28306: The directory user has *string* groups mapped to different database global users.

Cause: A directory user connected to the database while there were multiple directory user's groups mapped to different shared database global users.

Action: No action is required if by design the user's multiple groups need to be mapped to different database global users. Otherwise, create an exclusive database global user mapping for the directory user, or ensure that the directory user has only one mapped shared database global user.

ORA-28307: The directory current time *string* is unreasonable.

Cause: Either the directory service time was earlier than year 1900, or the format was incorrect.

Action: Ensure that the directory service clock is set properly.

ORA-28308: The directory server type *string* is not supported.

Cause: The database tried to work with a directory service which is not

Action: Update the ldap.ora file to reflect an appropriate directory server type.

ORA-28309: Failed to get the service user's credential from the wallet.

Cause: The database tried to get the service user's credential from the wallet but

Action: Update the wallet with the service user's credential.

ORA-28310: Role with same external name already exists.

Cause: The external name specified for the role being created or altered already exists for another role.

Action: External names must be unique among roles. Specify another.

ORA-28311: Oracle encrypted data block not encrypted (file # *string*, block # *string*)

Cause: The indicated data block was found unencrypted in a fully encrypted tablespace. The exact cause is unknown. Possible causes could be: - An encrypted data block is tampered and replaced with an unencrypted data block. - An Oracle internal issue.

Action: Collect block dump and redo dump for this block, and contact Oracle Support Services.

ORA-28312: Proxy user is not supported with DSI.

Cause: Proxy user authentication is currently not supported with Directory Service Integration (DSI).

Action: Do not use proxy user authentication with DSI.

ORA-28313: LDAP server connection is down.

Cause: The LDAP server is down or the connection to the LDAP server is closed.

Action: Retry the connect operation.

ORA-28314: The current user database link is not supported with DSI.

Cause: An attempt was made to use the current user database link with Directory Services Integration (DSI).

Action: Do not use the current user database link with DSI.

ORA-28330: encryption is not allowed for this data type or the data type is invalid

Cause: The data type was not supported for column encryption or the data type was invalid.

Action: n/a

ORA-28331: encrypted column size too long for its data type

Cause: The column was both encrypted and one of the following: -for VARCHAR2 when extended character data types were disabled, the length specified was > 3932; -for VARCHAR2 when extended character data types were enabled, the length specified was > 32699; -for CHAR, the length specified was > 1932; -for NVARCHAR2 when extended character data types were disabled, the length specified was > 1966; -for NVARCHAR2 when extended character data types were enabled, the length specified was > 16349; -for NCHAR, the length specified was > 966; -for RAW when extended character data types were disabled, the length specified was > 3932; -for RAW when extended character data types were enabled, the length specified was > 32699;

Action: Reduce the column size.

ORA-28332: cannot have more than one password for the encryption key

Cause: More than one password was specified in the user command.

Action: n/a

ORA-28333: column is not encrypted

Cause: An attempt was made to rekey or decrypt an unencrypted column.

Action: n/a

ORA-28334: column is already encrypted

Cause: An attempt was made to encrypt an encrypted column.

Action: n/a

ORA-28335: referenced or referencing FK constraint column cannot be encrypted

Cause: encrypted columns were involved in the referential constraint

Action: n/a

ORA-28336: cannot encrypt SYS owned objects

Cause: An attempt was made to encrypt columns in a table owned by SYS.

Action: n/a

ORA-28337: the specified index may not be defined on an encrypted column

Cause: Index column was either a functional, domain, or join index.

Action: n/a

ORA-28338: Column(s) cannot be both indexed and encrypted with salt

Cause: An attempt was made to encrypt index column with salt or an attempt was made to create an index on encrypted column with salt.

Action: Alter the table and specify column encrypting without salt.

ORA-28339: missing or invalid encryption algorithm

Cause: Encryption algorithm was missing or invalid in the user command.

Action: Must specify a valid algorithm.

ORA-28340: a different encryption algorithm has been chosen for the table

Cause: Existing encrypted columns were associated with a different algorithm.

Action: No need to specify an algorithm, or specify the same one for the existing encrypted columns.

ORA-28341: cannot encrypt constraint column(s) with salt

Cause: An attempt was made to encrypt constraint columns with salt.

Action: Encrypt the constraint columns without salt.

ORA-28342: integrity check fails on column key

Cause: Encryption metadata may have been improperly altered.

Action: n/a

ORA-28343: fails to encrypt data

Cause: data or encryption metadata may have been improperly altered or the security module may not have been properly setup

Action: n/a

ORA-28344: fails to decrypt data

Cause: data or encryption metadata may have been improperly altered or the security module may not have been properly setup

Action: n/a

ORA-28345: cannot downgrade because there exists encrypted column

Cause: An attempt was made to downgrade when there was an encrypted column in the system.

Action: Decrypt these columns before attempting to downgrade.

ORA-28346: an encrypted column cannot serve as a partitioning column

Cause: An attempt was made to encrypt a partitioning key column or create partitioning index with encrypted columns.

Action: The column must be decrypted.

ORA-28347: encryption properties mismatch

Cause: An attempt was made to issue an ALTER TABLE EXCHANGE PARTITION | SUBPARTITION command, but encryption properties were mismatched.

Action: Make sure encryption algorithms and columns keys are identical. The corresponding columns must be encrypted on both tables with the same salt and non-salt flavor.

ORA-28348: index defined on the specified column cannot be encrypted

Cause: An attempt was made to encrypt a column which is in a functional index, domain index, or join index.

Action: drop the index

ORA-28349: cannot encrypt the specified column recorded in the materialized view log

Cause: An attempt was made to encrypt a column which is already recorded in the materialized view log.

Action: drop the materialized view log

ORA-28350: cannot encrypt the specified column recorded in CDC synchronized change table

Cause: An attempt was made to encrypt a column which is already recorded in CDC synchronized change table.

Action: drop the synchronized change table

ORA-28351: cannot encrypt the column of a cluster key

Cause: An attempt was made to encrypt a column of the cluster key. A column of the cluster key in a clustered table cannot be encrypted.

Action: None

ORA-28353: failed to open wallet

Cause: The database was unable to open the security module wallet due to an incorrect wallet path or password. It is also possible that a wallet has not been created. Type `mkwallet` from command line for instructions.

Action: Execute the command again using the correct wallet password or verifying a wallet exists in the specified directory. If necessary, create a new wallet and initialize it.

ORA-28354: Encryption wallet, auto login wallet, or HSM is already open

Cause: Encryption wallet, auto login wallet, or HSM was already opened.

Action: None

ORA-28355: failed to initialize security module

ORA-28356: invalid open wallet syntax

Cause: The command to open the wallet contained improper spelling or syntax.

Action: If attempting to open the wallet, verify the spelling and syntax and execute the command again.

ORA-28357: password required to open the wallet

Cause: A password was not provided when executing the open wallet command.

Action: Retry the command with a valid password.

ORA-28358: improper set key syntax

Cause: The command to set the master key contained improper spelling or syntax.

Action: If attempting to set the master key for Transparent Database Encryption, verify the spelling and syntax and execute the command again.

ORA-28359: invalid certificate identifier

Cause: The certificate specified did not exist in the wallet.

Action: Query the V\$WALLET fixed view to find the proper certificate identifier for certificate to be used.

ORA-28360: security module internal error

ORA-28361: master key not yet set

Cause: The master key for the instance was not set.

Action: Execute the ALTER SYSTEM SET KEY command to set a master key for the database instance.

ORA-28362: master key not found

Cause: The required master key required could not be located. This may be caused by the use of an invalid or incorrect wallet.

Action: Check wallet location parameters to see if they specify the correct wallet. Also, verify that an SSO wallet is not being used when an encrypted wallet is intended.

ORA-28363: buffer provided not large enough for output

Cause: A provided output buffer is too small to contain the output.

Action: Check the size of the output buffer to make sure it is initialized to the proper size.

ORA-28364: invalid wallet operation

Cause: The command to operate the wallet contained improper spelling or syntax.

Action: Verify the spelling and syntax and execute the command again.

ORA-28365: wallet is not open

Cause: The security module wallet has not been opened.

Action: Open the wallet.

ORA-28366: invalid database encryption operation

Cause: The command for database encryption contained improper spelling or syntax.

Action: Verify the spelling and syntax and execute the command again.

ORA-28367: wallet does not exist

Cause: The Oracle wallet has not been created or the wallet location parameters in sqlnet.ora specifies an invalid wallet path.

Action: Verify that the WALLET_LOCATION or the ENCRYPTION_WALLET_LOCATION parameter is correct and that a valid wallet exists in the path specified.

ORA-28368: cannot auto-create wallet

Cause: The database failed to auto create an Oracle wallet. The Oracle process may not have proper file permissions or a wallet may already exist.

Action: Confirm that proper directory permissions are granted to the Oracle user and that neither an encrypted or obfuscated wallet exists in the specified wallet location and try again.

ORA-28369: cannot add files to encryption-ready tablespace when offline

Cause: You attempted to add files to an encryption-ready tablespace when all the files in the tablespace were offline.

Action: Bring the tablespace online and try again

ORA-28370: ENCRYPT, DECRYPT or REKEY option not allowed

Cause: An attempt was made to specify the ENCRYPT, DECRYPT or REKEY option on an unsupported tablespace.

Action: Remove this option and retry the statement.

ORA-28371: ENCRYPTION clause or ENCRYPT option not allowed

Cause: An attempt was made to specify the ENCRYPTION clause or ENCRYPT option for system and undo tablespaces.

Action: Remove one or both of these options and retry the statement.

ORA-28372: missing ENCRYPT option for encrypted tablespace

Cause: An attempt was made to specify the ENCRYPTION property for the CREATE TABLESPACE statement without specifying the ENCRYPT option to encrypt the tablespace.

Action: Add the ENCRYPT option and retry the statement.

ORA-28373: missing or out of order ENCRYPTION clause

Cause: An attempt was made to specify the ENCRYPT or DECRYPT option in the CREATE TABLESPACE statement or to specify the ENCRYPT or REKEY option in the ALTER TABLESPACE statement without first specifying the ENCRYPTION property for the tablespace.

Action: Add the ENCRYPTION clause or correct the syntax, and retry the statement.

ORA-28374: typed master key not found in wallet

Cause: You attempted to access encrypted tablespace or redo logs with a typed master key not existing in the wallet.

Action: Copy the correct Oracle Wallet from the instance where the tablespace was created.

ORA-28375: cannot perform cross-endianism conversion on encrypted tablespace

Cause: You attempted to perform cross-endianism conversion on encrypted tablespace.

Action: Cross-endianism conversion on encrypted tablespace is not supported.

ORA-28376: cannot find PKCS11 library

Cause: The HSM vendor's library cannot be found.

Action: Place the HSM vendor's library in the following directory structure: For Unix like system: /opt/oracle/extapi/[32,64]/hsm/{VENDOR}/{VERSION}/libapiname.ext For Windows systems: %SYSTEM_DRIVE%\oracle\extapi\[32,64]\hsm\{VENDOR}\{VERSION}\libapin//ame.ext [32, 64] - refers to 32bit or 64bit binary. {VENDOR} - The name of the vendor supplying the library. {VERSION} - Version of the library, preferably in num#.num#.num# for // mat.

ORA-28377: No need to migrate from wallet to HSM

Cause: There are either no encrypted columns or all column keys are already encrypted with the HSM master key.

Action: No action required.

ORA-28378: Wallet not open after setting the Master Key

Cause: The Master Key has been set or reset. However, wallet could not be reopened successfully.

Action: Reopen the wallet.

ORA-28379: a different integrity algorithm has been chosen for the table

Cause: Encrypted columns were associated with a different algorithm.

Action: You do not need to specify an algorithm, or specify the same one for the existing encrypted columns.

ORA-28382: Global wallet operation in RAC failed

Cause: Wallet operation in RAC failed.

Action: Check V\$WALLET_ENCRYPTION table to verify if the wallet operation succeeded on any instance. Retry the operation.

ORA-28383: cannot do a PKI certificate-based Master Key migration

Cause: A PKI certificate-based Master Key migration was not allowed.

Action: Execute a symmetric Master Key migration.

ORA-28384: cannot perform Tablespace Encryption

Cause: Tablespace Encryption was attempted when PKI certificate-based Master Key was in use.

Action: Perform a symmetric Master Key Rekey.

ORA-28385: cannot perform a PKI certificate-based migration

Cause: A PKI certificate-based migration to HSM was attempted.

Action: Perform a symmetric Master Key migration.

ORA-28386: cannot perform a PKI certificate-based Master Key Rekey

Cause: A PKI certificate-based Master Key Rekey was attempted when Tablespace Encryption or HSM was in use.

Action: Perform a symmetric Master Key Rekey or disable Tablespace Encryption for all tablespaces.

ORA-28387: Could not acquire an enqueue for wallet operation in Oracle RAC

Cause: Enqueue to block TDE operations in Oracle RAC database could not be obtained.

Action: Retry the wallet operation.

ORA-28388: database is not open in read/write mode

Cause: Database was not open in read/write mode and could not perform these wallet operations.

Action: Open the database in read/write mode and retry this command.

ORA-28389: cannot close auto login wallet

Cause: Auto login wallet could not be closed because it was opened with another wallet or HSM requiring a password.

Action: Close the wallet or HSM with a password.

ORA-28390: auto login wallet not open but encryption wallet may be open

Cause: Auto login wallet was not open. But, the encryption wallet may still be open and subsequent TDE operations might succeed.

Action: If auto login wallet is closed but TDE operations succeed, check the status of the encryption wallet and close that if required.

ORA-28391: cannot close wallet or HSM, password mismatch

Cause: Password provided did not match the password of the open wallet or HSM.

Action: Provide the correct password for wallet or HSM to close the wallet or HSM.

ORA-28392: invalid close wallet syntax

Cause: The command to close the wallet contained improper spelling or syntax.

Action: If attempting to close the wallet, verify the spelling and syntax and execute the command again.

ORA-28393: password required to close the wallet

Cause: A password was not provided when executing the close wallet command.

Action: Retry the command with a valid password.

ORA-28394: decryption of data of length *string* failed

Cause: Decryption of data failed. Error may be due to plain text data in an external file being submitted for decryption, data encrypted with a different key or a utility being submitted for decryption, or TDE encrypted data in data files being corrupted.

Action: Verify that the correct external file is being specified or contact Oracle Support Services.

ORA-28395: could not write the new master key to the wallet

Cause: An attempt was made to write the new master key to the wallet. The wallet or the parent directory may not have the proper file permissions to write the master key in the wallet.

Action: Check the password-based wallet, auto login wallet, the parent directory permissions and disk space availability on the file system. Make sure that the Oracle processes have read/write permissions on the password-based and auto login wallets. Retry the command.

ORA-28396: rekey of enc\$ dictionary table failed

Cause: One or more master keys required for the rekey operation could not be found in the wallet. Either incorrect master key identifiers were inserted into the enc\$ dictionary table or the wallet containing the referenced master keys were improperly modified or deleted.

Action: Restore the most recent copy of the wallet and try again.

ORA-28397: cannot bring file *string* online since it has a passphrase-wrapped key

Cause: The encrypted tablespace file was rewrapped using passphrase through the DBMS_TTS.PASSPHRASE_REWRAP_KEY procedure. Therefore it cannot be part of the database until it is converted by RMAN.

Action: Do not attempt to bring files with passphrase-wrapped keys online.

ORA-28398: cannot rewrap encryption key for this file

Cause: Cannot rewrap encryption key for this file because it was not from an encrypted tablespace, or it had already been rewrapped.

Action: Verify that the file is a copy of a file from an encrypted tablespace.

ORA-28403: file *string* cannot be modified because it is an online data file

Cause: An attempt was made to modify an online data file when the file was not expected to be part of the database.

Action: Check the status of the file and its tablespace and make sure it is offline or is a copy of a data file

ORA-28404: role cannot be altered

Cause: An attempt was made to alter the role to become a global, external, password protected, or secure application role. The role could not be altered because it was already granted to one or more other roles or program units.

Action: Use REVOKE to revoke the role from other roles first.

ORA-28405: cannot grant secure role to a role

Cause: Role granted was a password protected or secure application role. This role can only be granted directly to a user.

Action: Grant the role directly to a user.

ORA-28407: Hardware Security Module failed with PKCS#11 error *string(string)*

Cause: The Hardware Security Module (HSM) connection may have been lost or another internal HSM error was reached.

Action: Check the error. For more information on the error, check the trace files and try the following: 1) Retry the command. If the error repeats, go to step 2. 2) Verify that the HSM is configured correctly and connected. Retry the command. If the error repeats, go to step 3. 3) Ask your Security Officer to close and open the security module. Retry the command. If the error repeats, go to step 4. 4) Bounce the database if possible. Retry the command. If the error repeats, contact Oracle Support Services or your HSM vendor's support.

ORA-28408: encryption using passphrase failed

Cause: Encryption with the passphrase failed which was likely due to an invalid or missing passphrase or due to an internal error.

Action: Verify that the passphrase is provided and try the operation again. If the problem persists contact Oracle Support Services.

ORA-28409: decryption using passphrase failed

Cause: Decryption with the passphrase failed which was likely due to an invalid or missing passphrase or due to an internal error.

Action: Verify that the passphrase is provided and try the operation again. If the problem persists contact Oracle Support Services.

ORA-28410: No need to migrate from HSM to wallet.

Cause: There were either no encrypted columns or all column keys were already encrypted with the wallet master key.

Action: No action required.

ORA-28411: auto login wallet cannot be open during migration

Cause: Auto login wallet could not be opened during migration.

Action: Close the auto login wallet and try the migration again.

ORA-28412: cannot determine the database migration status

Cause: The migration status of the database could not be determined.

Action: Verify if the migration status is correct in props\$ and, if not, correct it. Shutdown and startup the database.

ORA-28414: specified keys are in HSM

Cause: Master key rekey or activation failed because the keys were in Hardware Security Module(HSM) but the configuration indicated that the keys were in wallet.

Action: Correct the sqlnet.ora configuration to HSM or migrate to wallet.

ORA-28415: specified keys are in wallet

Cause: Master key rekey or activation failed because the keys were in wallet but the configuration indicated that the keys were in Hardware Security Module(HSM).

Action: Correct the sqlnet.ora file configuration to wallet or migrate to HSM.

ORA-28416: specify the correct keystore in the sqlnet.ora file

Cause: The keystore specified in the sqlnet.ora file was incorrect.

Action: When migrating to HSM, the keystore specified in sqlnet.ora file should be HSM and similarly when migrating to wallet, the keystore specified in sqlnet.ora should be wallet. Check if the sqlnet.ora file configuration is correct and, if not, correct it.

ORA-28417: password-based keystore is not open

Cause: Password-based keystore was not opened.

Action: Close the auto login keystore, if required, and open a password-based keystore.

ORA-28418: password-based HSM is not open

Cause: Password-based HSM was not opened.

Action: Close the auto login keystore, if required, and open a password-based HSM.

ORA-28419: migration from wallet to Hardware Security Module (HSM) failed

Cause: The TDE_MASTER_KEY_ID entry did not exist in props\$ table. A subsequent attempt to add TDE_MASTER_KEY_ID entry into props\$ failed.

Action: Verify why the TDE_MASTER_KEY_ID entry was deleted from the props\$ table. Retry the command.

ORA-28420: cannot open resetlogs from a restore point prior to wallet creation

Cause: The open resetlogs, open read-only, or standby activation operation failed because the restore point is prior to the wallet creation, and the data file does not contain the database key information as stored in the control file.

Action: Restore to a restore point after the wallet creation, or rebuild the control file with existing data files.

ORA-28421: cannot FINISH a tablespace encrypt, decrypt or rekey command which has not started

Cause: The ALTER TABLESPACE FINISH [ENCRYPT | DECRYPT | REKEY] command did not find a failed attempt for tablespace encrypt, decrypt or rekey.

Action: Check if tablespace already has a desired key version and reissue the command without FINISH keyword if necessary.

ORA-28422: operation disallowed: concurrent master key rekey

Cause: Concurrent master key rekey was detected.

Action: Wait for the master key rekey operation to complete and retry the command.

ORA-28423: current operation disallowed: *string* tablespace is being encrypted, decrypted, or rekeyed

Cause: The specified tablespace was being concurrently encrypted, decrypted, or rekeyed.

Action: Wait for the concurrent operation to complete and retry the command.

ORA-28424: ENCRYPT, DECRYPT or REKEY option already specified

Cause: In the CREATE or ALTER TABLESPACE statement, the ENCRYPT, DECRYPT or REKEY option was specified more than once.

Action: Remove all but one of the ENCRYPT, DECRYPT or REKEY options.

ORA-28425: missing a valid FILE_NAME_CONVERT clause

Cause: A valid FILE_NAME_CONVERT clause was not specified with the ALTER TABLESPACE [ENCRYPT | DECRYPT | REKEY] statement. The FILE_NAME_CONVERT clause is required unless Oracle Managed Files are being used.

Action: Specify a valid FILE_NAME_CONVERT clause and retry the command.

ORA-28426: must FINISH a tablespace encrypt, decrypt or rekey command first

Cause: The ALTER TABLESPACE [ENCRYPT | DECRYPT | REKEY] command found a previously failed attempt for tablespace encrypt, decrypt or rekey.

Action: Issue the ALTER TABLESPACE FINISH [ENCRYPT | DECRYPT | REKEY] command to complete the attempt for tablespace encrypt, decrypt or rekey.

ORA-28427: cannot create, import or restore unencrypted tablespace: *string* in Oracle Cloud

Cause: User tablespaces were not encrypted. Oracle Cloud mandates all user tablespaces must be encrypted.

Action: Create, import or restore an encrypted tablespace instead.

ORA-28428: cannot encrypt or decrypt a data file in mount mode when the database is open elsewhere

Cause: An attempt was made to encrypt or decrypt a data file in mount mode when the database was already opened by another Oracle RAC instance.

Action: Ensure that the database is not open anywhere and retry the command.

ORA-28429: cannot encrypt or decrypt a data file on standby when it is open read-only

Cause: An attempt was made to encrypt or decrypt a data file on a standby database when it was already opened in read-only mode.

Action: Restart the standby instance in mount mode and retry the command.

ORA-28430: cannot encrypt or decrypt a data file for online tablespace *string*

Cause: An attempt was made to encrypt or decrypt a data file for an online tablespace.

Action: Bring the tablespace offline and retry the command.

ORA-28431: cannot encrypt an already encrypted data file *string*

Cause: An attempt was made to encrypt a data file that was already encrypted in an encrypted tablespace.

Action: Check if the data file belongs to an encrypted tablespace.

ORA-28432: cannot encrypt data file *string* in seed pluggable database

Cause: An attempt was made to encrypt a data file that was part of a seed pluggable database, which is not allowed.

Action: Check if the data file belongs to a seed pluggable database.

ORA-28433: mismatched encryption property between data file *string* and tablespace *string*

Cause: Either an unencrypted data file in an encrypted tablespace or an encrypted data file in an unencrypted tablespace was found. When bringing a tablespace online or opening the database, all data files in an encrypted tablespace must be encrypted, and all data files in an unencrypted tablespace must be unencrypted.

Action: Encrypt all of the data files in the tablespace before resuming the operation.

ORA-28434: cannot decrypt an unencrypted data file *string*

Cause: An attempt was made to decrypt a data file that was unencrypted.

Action: Check if the data file belongs to an encrypted tablespace.

ORA-28435: cannot decrypt data file *string* which is not encrypted with the database key

Cause: An attempt was made to decrypt a data file that was not encrypted with the database key. Only data files encrypted with the ALTER DATABASE DATAFILE ENCRYPT or ALTER TABLESPACE ENCRYPTION OFFLINE ENCRYPT statement are encrypted with the database key.

Action: Check if the data file belongs to an encrypted tablespace with a different key from the database key in the V\$DATABASE_KEY_INFO view, or use the ALTER TABLESPACE ENCRYPTION ONLINE DECRYPT statement instead.

ORA-28436: cannot encrypt data file *string* in SYSTEM or SYSAUX tablespace

Cause: An attempt was made to encrypt a data file that was a part of the SYSTEM or SYSAUX tablespace, which is not allowed in compatibility lower than 12.2.

Action: Check if the data file belongs to SYSTEM or SYSAUX tablespace, or change the database compatibility to 12.2 or later.

ORA-28437: unexpected FILE_NAME_CONVERT clause with Oracle Managed Files

Cause: A FILE_NAME_CONVERT clause was specified with the ALTER TABLESPACE [ENCRYPT | DECRYPT | REKEY] statement, which is not allowed when the database is using Oracle Managed Files.

Action: Remove the FILE_NAME_CONVERT clause and retry the command.

ORA-28438: ALTER TABLESPACE *string* ENCRYPTION *stringstring* operation not complete

Cause: The ALTER TABLESPACE [ENCRYPT | DECRYPT | REKEY] command started but could not complete for all the data files of this tablespace.

Action: Check if all the data files are online and if the specified FILE_NAME_CONVERT clause covers all the data files of this tablespace, and retry the command with FINISH keyword.

ORA-28439: cannot close wallet when SYSTEM, SYSAUX, UNDO, or TEMP tablespaces are encrypted

Cause: An attempt was made to close the wallet for a database with an encrypted SYSTEM, SYSAUX, UNDO, or TEMP tablespace.

Action: Decrypt the tablespace and retry the command.

ORA-28440: cannot offline encrypt or decrypt data file *string* - file is in use or recovery

Cause: An attempt was made to offline encrypt or decrypt a data file that was online in an open instance, being encrypted or decrypted by another session, or was being recovered.

Action: Ensure that the tablespace is offline and no other encrypt or decrypt operation is performed on this data file, and end all recovery sessions.

ORA-28441: RMAN clone instance cannot open wallet

Cause: The RMAN clone instance failed to open the auto login wallet in an operation such as a pluggable database (PDB) or tablespace point-in-time recovery because the auto login wallet was incorrectly configured, or did not exist.

Action: Check and correct the auto-login wallet configuration or create an auto-login wallet from the password wallet, and retry the operation.

ORA-28442: Rekey of the TDE master encryption key is not permitted when the database is in restricted mode.

Cause: An attempt was made to rekey the Transparent Data Encryption (TDE) master encryption key when the database was in restricted mode.

Action: Open the database in read-write mode and retry the command.

ORA-28500: connection from ORACLE to a non-Oracle system returned this message:

Cause: The cause is explained in the forwarded message.

Action: See the non-Oracle system's documentation of the forwarded message.

ORA-28501: communication error on heterogeneous database link

Cause: An unexpected communication failure occurred on a heterogeneous database link to a non-Oracle system. The message above will be followed by a second message generated by the connected non-Oracle system.

Action: See the documentation for the non-Oracle system for an explanation of the second error message.

ORA-28502: internal communication error on heterogeneous database link

Cause: A communication error internal to ORACLE's heterogeneous services has occurred.

Action: Contact Oracle customer support.

ORA-28503: bind value cannot be translated into SQL text for non-Oracle system

Cause: A SQL statement used bind variables on a Heterogenous Services database link to a non-Oracle system, but the non-Oracle system does not support bind variables.

Action: Change your SQL statement so that it does not use bind variables.

ORA-28504: ROWID not found in ROWID cache for heterogeneous database link

Cause: The ROWID cache for Heterogeneous Services held no entry that corresponds to the specified ROWID. The ROWID entry may have been overwritten in the ROWID cache.

Action: Enlarge the Heterogeneous Services ROWID cache size by increasing the value of the Heterogeneous Services initialization parameter HS_ROWID_CACHE_SIZE.

ORA-28505: cannot get non-Oracle system capabilities from *string*

Cause: ORACLE was unable to retrieve capability information for the non-Oracle system connected through a heterogeneous database link. This capability information should be stored in data dictionary tables viewable with the HS_CLASS_CAPS or HS_INST_CAPS data dictionary views.

Action: Contact the DBA to check the server data dictionary table named in the error message. If table contents are incorrect, the DBA should restore all data dictionary content for this FDS_CLASS_NAME and/or FDS_INST_NAME. It usually is sufficient to delete all current data dictionary content for this class and/or instance and initiate a new connection to let the connected agent upload new data dictionary content to the server.

ORA-28506: parse error in data dictionary translation for *string* stored in *string*

Cause: A reference to an ORACLE data dictionary table or view name on a heterogeneous database link to a non-Oracle system could not be translated. The ORACLE data dictionary tables shown with view HS_CLASS_DD contain invalid SQL for the data dictionary translation.

Action: Contact customer support of the agent vendor.

ORA-28507: error in data dictionary view *string*

Cause: The initialization parameter table for the Heterogeneous Services was not available, or its structure (number of columns or column types) was incorrect.

Action: Verify correct installation of the following Heterogeneous Services' initialization parameter views: HS_CLASS_INIT and HS_INST_INIT. If these views are not available, make sure you ran the script CATHS.SQL in the \$ORACLE_HOME/rdbms/admin directory.

ORA-28508: invalid value *string* for Heterogeneous Services initialization parameter *string*

Cause: The specified Heterogeneous Services initialization parameter had an invalid value when attempting to connect to a non-Oracle system.

Action: Check the Heterogeneous Services and agent documentation to determine acceptable values

ORA-28509: unable to establish a connection to non-Oracle system

Cause: Initialization of a database link to a non-Oracle system failed to connect to the Heterogeneous Services agent process for this non-Oracle system.

Action: Check the Net8 service name definition in the following places: -- the USING clause of the CREATE DATABASE LINK statement -- the TNSNAMES.ORA file -- the Oracle Names Server The following are possible reasons for name mismatches: -- The USING clause in the CREATE DATABASE LINK statement has to match the service name defined in the TNSNAMES.ORA file or in the Oracle Names Server. -- The protocol-specific information in the service name definition must match the protocol-specific definition of the responding listener. -- The SID=*name* in the service name

definition (in the TNSNAMES.ORA file or in Oracle Names Server) must match the value in the LISTENER.ORA file for the responding listener.

ORA-28510: heterogeneous database link initialization failed

Cause: Initialization of a heterogeneous database link to a non-Oracle system failed due to an error identified by the agent for this non-Oracle system.

Action: Make sure the non-Oracle system is up and running and that all of the environment and initialization values for the agent are set correctly.

ORA-28511: lost RPC connection to heterogeneous remote agent using SID=*string*

Cause: A fatal error occurred in one of the following places: -- the connection between the ORACLE server and the agent -- the heterogeneous services remote agent itself -- the connection to the non-Oracle system This error occurred after communication had been established successfully.

Action: Check for network problems and remote host crashes. The problem is probably in the agent software. If so, contact a customer support representative of the agent vendor.

ORA-28512: cannot get data dictionary translations from *string*

Cause: ORACLE was unable to retrieve data dictionary translation information for the non-Oracle system connected through a heterogeneous database link. This data dictionary translation information should be stored in data dictionary tables viewable with the HS_CLASS_DD or HS_INST_DD data dictionary views.

Action: Ask your DBA to check the server data dictionary table named in the error message. If table contents are incorrect, the DBA should restore all data dictionary content for this FDS_CLASS_NAME and/or FDS_INST_NAME. It usually is sufficient to delete all current data dictionary content for this class and/or instance and initiate a new connection to let the connected agent upload new data dictionary content to the server.

ORA-28513: internal error in heterogeneous remote agent

Cause: An internal error has occurred in the Oracle remote agent supporting a heterogeneous database link.

Action: Make a note of how the error was produced and contact the customer support representative of the agent vendor.

ORA-28514: heterogeneous database link initialization could not convert system date

Cause: The system date was not retrievable.

Action: Verify that the ORACLE server's host machine and operating system are operational. This error should not occur unless low level system functions are failing.

ORA-28515: cannot get external object definitions from *string*

Cause: ORACLE was unable to retrieve definitions of distributed external procedures or remote libraries registered for the non-Oracle system instance, probably because the underlying data dictionary table does not exist or is malformed.

Action: Verify that the ORACLE server's Heterogeneous Services data dictionary was installed correctly. If the Heterogeneous Services data dictionary is not installed, execute the CATHS.SQL script in the \$ORACLE_HOME/rdbms/admin directory.

ORA-28518: data dictionary translation has illegal translation type

Cause: A data dictionary translation definition, either in the ORACLE server data dictionary or in data dictionary content uploaded from a Heterogeneous Services

agent, specified an illegal translation type code. Legal values are 'T' or 't' for 'translate', 'M' or 'm' for 'mimic'. Information on the exact data dictionary translation causing the error is written to a trace (*.TRC) file for the ORACLE instance and to the ORACLE instance's alert log. This error occurs when a Heterogeneous Services agent uploads data dictionary content to an ORACLE server on the first connection from the server to the agent.

Action: Contact the customer support of the agent vendor.

ORA-28519: no heterogeneous data dictionary translations available

Cause: The ORACLE server's data dictionary did not define data dictionary translations for the connected non-Oracle system, and automatic self-registration (data dictionary upload) was disabled.

Action: Ask a DBA to resolve this problem. The easiest solution is to enable automatic self-registration by setting the ORACLE server's HS_AUTO_REGISTER initialization parameter to TRUE. An alternative is to load the Heterogeneous Services data dictionary with information specific for the non-Oracle system by executing a SQL script supplied by the agent vendor. If the script is run and the error persists, contact the customer support representative of the agent vendor.

ORA-28520: error initializing heterogeneous data dictionary translations

Cause: ORACLE was unable to retrieve data dictionary translations for the non-Oracle system instance, probably because the underlying data dictionary table does not exist or is formed incorrectly.

Action: Verify that the ORACLE server's Heterogeneous Services data dictionary was installed correctly. If the Heterogeneous Services data dictionary is not installed, execute the CATHS.SQL script in the \$ORACLE_HOME/rdbms/admin directory. If the connected agent, identified by FDS_CLASS_NAME, requires a custom installation script for the ORACLE server, verify that the script has been run. If both scripts were executed and the error persists, contact the customer support representative of the agent vendor.

ORA-28521: no heterogeneous capability information available

Cause: The ORACLE server's data dictionary did not contain capability definitions for the connected non-Oracle system, and automatic self-registration (data dictionary upload) was disabled.

Action: Ask a DBA to resolve this problem. The easiest resolution is to enable automatic self-registration by setting the ORACLE server's HS_AUTO_REGISTER initialization parameter to TRUE. An alternative is to load the Heterogeneous Services data dictionary with information specific for the non-Oracle system by executing a SQL script supplied by the agent vendor. If the script is run and the error persists, contact the customer support representative of the agent vendor.

ORA-28522: error initializing heterogeneous capabilities

Cause: ORACLE was unable to retrieve capability definitions for the non-Oracle system instance, probably because the underlying data dictionary table does not exist or is formed incorrectly.

Action: Verify that the ORACLE server's Heterogeneous Services data dictionary was installed correctly. If the Heterogeneous Services data dictionary is not installed, execute the CATHS.SQL script in the \$ORACLE_HOME/rdbms/admin directory. If the connected agent, identified by FDS_CLASS_NAME, requires a custom installation script for the ORACLE server, verify that the script has been run. If both scripts were executed and the error persists, contact the customer support representative of the agent vendor.

ORA-28523: ORACLE and heterogeneous agent are incompatible versions

Cause: An operation on a database link attempted to connect to a non-Oracle system, but the ORACLE instance and the agent process for the non-Oracle system are incompatible.

Action: Ask your DBA to confirm configuration of both the ORACLE instance and the agent. Additional information on the version incompatibility is logged in trace (*.TRC) files, the ORACLE instance and the agent, and in the ORACLE instance's alert log. Check the documentation for your agent to find out which releases of the Oracle Server are supported.

ORA-28525: unable to create Heterogeneous Services error message text

Cause: Incorrect arguments were passed into the error message creation routine.

Action: Contact Oracle customer support.

ORA-28526: invalid describe information returned to Heterogeneous Services

Cause: The Heterogeneous Services received invalid describe information for a select list, bind list, or stored procedure from the Heterogeneous Services agent. This indicates a problem with the Heterogeneous Services' non-Oracle system agent.

Action: Contact customer support of the agent vendor.

ORA-28527: Heterogeneous Services datatype mapping error

Cause: Either an Oracle datatype could not be mapped to a non-Oracle datatype, or a non-Oracle datatype could not be mapped to an Oracle datatype. These mappings are defined as capability definitions in the ORACLE server's data dictionary.

Action: Verify that the ORACLE server's data dictionary has been initialized with correct capability definitions for the connected FDS_CLASS_NAME and FDS_INST_NAME. If table contents are incorrect, a DBA should restore all data dictionary content for this FDS_CLASS_NAME and/or FDS_INST_NAME. It usually is sufficient to delete all current data dictionary content for this class and/or instance and initiate a new connection to let the connected agent upload new data dictionary content to the server. If the error persists contact the customer support representative of the agent vendor.

ORA-28528: Heterogeneous Services datatype conversion error

Cause: Either an Oracle datatype could not be converted to a non-Oracle datatype, or a non-Oracle datatype could not be converted to an Oracle datatype. The following are possible reasons for for the conversion failure: -- overflow problems (in the case of numbers) -- length limitations (in the case of character strings) -- invalid values passed into the conversion routines

Action: Contact customer support of the agent vendor. If the problem is due to size discrepancies between Oracle and the non-Oracle system, it may not be possible to convert the value.

ORA-28529: invalid or missing parameter in Net8 service name definition

Cause: There was an invalid or missing Heterogeneous Services parameter in the Net8 service name definition stored in either the TNSNAMES.ORA file or in the Oracle Names Server.

Action: Ask your DBA to make sure the information in the Net8 service definition is correct and complete. The correct information that should be included in the Net8 service definition can be found in the agent's documentation.

ORA-28530: Heterogeneous Services initialization error in NLS language ID

Cause: Heterogeneous Services was unable to initialize an NLS language ID. Both the ORACLE server and the Heterogeneous Services agent for the connected non-Oracle system must have language IDs.

Action: Contact Oracle customer support.

ORA-28533: Heterogeneous Services coercion handling error

Cause: The Heterogeneous Services encountered an error in coercion handling. The HS can, if the agent vendor so chooses, perform extra processing on SQL statements that contain implicit coercions or that contain coercion functions such as TO_CHAR, TO_NUMBER or TO_DATE. This functionality is controlled by coercion-related capabilities. HS logic reports this error when it encounters an error in one of these capability definitions.

Action: The capability table settings are controlled by the agent vendor and can be modified by the DBA. Contact your DBA and agent vendor and get the correct set of capabilities installed.

ORA-28534: Heterogeneous Services preprocessing error

Cause: One of the things that the Heterogeneous Services can do is to preprocess parts of SQL statements that contain implicit coercions or calls to explicit coercion functions like TO_CHAR TO_NUMBER or TO_DATE. For example, it could convert a call to TO_DATE to a bind variable, pre-evaluate the TO_DATE function call and pass the resulting value to the non-Oracle system as the bind value. This behavior is controlled by some coercion related capabilities. If the capabilities are set incorrectly, the HS could encounter errors when it attempts to do the preprocessing. If it does then this error will be signaled.

Action: The capability table settings are controlled by the agent vendor and can be modified by the DBA. Contact your DBA and agent vendor and get the correct set of capabilities installed.

ORA-28535: invalid Heterogeneous Services context

Cause: A Heterogeneous Services agent's driver module called an HS service routine with an invalid HS context value. This probably is a logic error in the driver.

Action: Contact Oracle customer support or your agent vendor.

ORA-28536: error in processing Heterogeneous Services initialization parameters

Cause: An error described by a subsequent error message prevented successful processing of Heterogeneous Services initialization parameters from the ORACLE server data dictionary.

Action: Check server data dictionary views HS_CLASS_INIT, HS_INST_INIT, and HS_ALL_INITS. Look for conditions which could produce the error identified in the error message immediately following this one.

ORA-28537: no more result sets

Cause: This error code was used internally within Oracle Database Gateway and Heterogeneous Services code and should not be reported to a client program.

Action: Contact Oracle customer support.

ORA-28538: result set not found

Cause: The client program tried fetching from a result set that is not open anymore. Many gateways will, on execution of a stored procedure, automatically close all result sets that were returned by any previously executed stored procedure.

Action: Check the documentation for the gateway that you are using and see if it will automatically close currently open result sets each time a stored procedure is executed. Then check if your client program is doing anything that violates this rule. If it is, fix your program. If it is not then contact Oracle customer support.

ORA-28539: gateway does not support result sets

Cause: The client program tried executing a stored procedure that returns one or more result sets through a gateway that does not have result set support.

Action: Check the documentation for the gateway that you are using and see if it supports result sets returned from stored procedures. If it does not, then the only way of accessing such stored procedures is to upgrade to a version of the gateway that does support result sets (if such a version exists). If the gateway does have result set support and you are still seeing this error then contact Oracle customer support.

ORA-28540: internal result set error

Cause: A protocol error internal to Heterogeneous Services or Oracle Database Gateway code has occurred.

Action: Contact Oracle customer support.

ORA-28541: Error in HS init file on line *number*.\n

Cause: A syntax error occurred in the gateway initialization file.

Action: Check gateway init file to correct the syntax error. For further information, check the error message in the gateway trace file.

ORA-28542: Error in reading HS init file \n

Cause: Reading the gateway init file generated an error.

Action: Check the gateway initialization file name to see that the gateway initialization file actually exists. Check the ifile parameter to see that it points to the correct location.

ORA-28543: Error initializing apply connection to non-Oracle system

Cause: Attempt to initialize connection to non-Oracle for heterogeneous replication failed.

Action: Check if the listener used to connect to the gateway is up and is correctly configured. Make sure that the database link used has been configured correctly and, if a tnsnames alias has been used in the database link definition, make sure that the configuration of the entry in tnsnames.ora has been done correctly.

ORA-28544: connect to agent failed, probable Net8 administration error

Cause: Net8 reported a failure to make a RSLV connection or a protocol mode error when the Oracle server attempted to establish communication with a Heterogeneous Services agent or an external procedure agent. This usually is due to an administration error in setting up Net8 service definitions in TNSNAMES.ORA or LISTENER.ORA: A basic network connection is opened, but it connects to a program which does not use the appropriate protocol. This often is a sign that the connection goes to the wrong program.

Action: Check Net8 administration in the following ways: -- When using TNSNAMES.ORA or an Oracle Names server, make sure that the connection from the ORACLE server uses the correct service name or SID. -- Check LISTENER.ORA on the agent's host machine to assure that the service name or SID refers to the correct agent executable in its (PROGRAM=...) clause. -- Confirm in TNSNAMES.ORA or the equivalent service definition that service 'extproc_connection_data' does NOT contain

(HS=), or that the service definition used by a Heterogeneous Services database link DOES contain (HS=).

ORA-28545: error diagnosed by Net8 when connecting to an agent

Cause: An attempt to call an external procedure or to issue SQL to a non-Oracle system on a Heterogeneous Services database link failed at connection initialization. The error diagnosed by Net8 NCR software is reported separately.

Action: Refer to the Net8 NCRO error message. If this isn't clear, check connection administrative setup in tnsnames.ora and listener.ora for the service associated with the Heterogeneous Services database link being used, or with 'extproc_connection_data' for an external procedure call.

ORA-28546: connection initialization failed, probable Net8 admin error

Cause: A failure occurred during initialization of a network connection from the Oracle server to a second process: The connection was completed but a disconnect occurred while trying to perform protocol-specific initialization, usually due to use of different network protocols by opposite sides of the connection. This usually is caused by incorrect Net8 administrative setup for database links or external procedure calls. The most frequent specific causes are: -- Database link setup for an Oracle-to-Oracle connection instead connects to a Heterogeneous Services agent or an external procedure agent. -- Database link setup for a Heterogeneous Services connection instead connects directly to an Oracle server. -- The extproc_connection_data definition in tnsnames.ora connects to an Oracle instance instead of an external procedure agent. -- Connect data for a Heterogeneous Services database link, usually defined in tnsnames.ora, does not specify (HS=). -- Connect data for an Oracle-to-Oracle database link, usually defined in tnsnames.ora, specifies (HS=).

Action: Check Net8 administration in the following ways: -- When using TNSNAMES.ORA or an Oracle Names server, make sure that the connection from the ORACLE server uses the correct service name or SID. -- Check LISTENER.ORA on the connection end point's host machine to assure that this service name or SID connects to the correct program. -- Confirm in TNSNAMES.ORA or the equivalent service definition that service 'extproc_connection_data' does NOT contain (HS=), or that the service definition used by a Heterogeneous Services database link DOES contain (HS=).

ORA-28547: connection to server failed, probable Oracle Net admin error

Cause: A failure occurred during initialization of a network connection from a client process to the Oracle server. The connection was completed but a disconnect occurred while trying to perform protocol-specific initialization, usually due to use of different network protocols by opposite sides of the connection. This usually is caused by incorrect Oracle Net administrative setup for database links or external procedure calls. The most frequent specific causes are: -- The connection uses a connect string which refers to a Heterogeneous Services agent instead of an Oracle server. -- The connection uses a connect string which includes an (HS=) specification. -- Hitting Ctrl +C before connection initialization is complete. -- Using DRCP on Windows with SQLNET.AUTHENTICATION_SERVICES set to NTS. -- Connection timeout due to SQLNET.INBOUND_CONNECT_TIMEOUT parameter when all shared servers are busy in shared server configuration.

Action: Check Oracle Net administration in the following ways: -- When using TNSNAMES.ORA or an Oracle Names server, make sure that the client connection to the Oracle server uses the correct service name or SID. -- Check LISTENER.ORA on the connection end point's host machine to assure that this service name or SID refers to the correct server. -- Confirm in TNSNAMES.ORA or the equivalent service

definition that the connect string does not contain (HS=). -- Set
SQLNET.AUTHENTICATION_SERVICES to NONE when using DRCP on Windows.

ORA-28550: pass-through SQL: cursor not found

Cause: A value passed to a pass-through SQL function or procedure call as a cursor does not identify a currently open cursor.

Action: Use a cursor number returned by the pass-through SQL OPEN_CURSOR call.

ORA-28551: pass-through SQL: SQL parse error

Cause: A non-Oracle system rejected text supplied as a pass-through SQL statement.

Action: Ensure that the SQL supplied to the pass-through SQL PARSE call is legal for the non-Oracle system.

ORA-28552: pass-through SQL: call flow error

Cause: A pass-through SQL function was called in an invalid order.

Action: Correct program flow by changing the order of API calls to match the flow described in the manual.

ORA-28553: pass-through SQL: invalid bind-variable position

Cause: A pass-through SQL function referring to the position of a bind variable in the currently-parsed SQL statement supplied an invalid bind-variable position. Valid values are 1 through n, where n is the number of bind-variable place-holders in the SQL text.

Action: Verify that the bind-variable position parameter is in the correct range to represent a place-holder in the SQL text. Confirm that the SQL text uses the correct syntax for a bind-variable place-holder, as required by the non-Oracle system.

ORA-28554: pass-through SQL: out of cursors

Cause: The maximum number of open cursors has been exceeded.

Action: Close open cursors by using the pass-through SQL CLOSE_CURSOR function.

ORA-28555: pass-through SQL: required parameter missing or NULL

Cause: An attempt was made to pass a NULL value to a non-NULL parameter.

Action: Use a non-NULL value for the parameter.

ORA-28556: authorization insufficient to access table

Cause: A query attempted to access a table in the non-Oracle system that is either privileged or has privileged columns.

Action: Contact the DBA for the non-Oracle system. The DBA can grant permission to access the privileged table or columns.

ORA-28557: unknown *string* for database link to non-Oracle system

Cause: When attempting to connect to a non-Oracle system through a Heterogeneous Services database link, the agent supporting this non-Oracle system failed to return FDS_CLASS_NAME and/or FDS_INST_NAME. ORACLE requires these names to configure the heterogeneous database link.

Action: Contact the DBA to check setup of the connection and the Heterogeneous Services agent.

ORA-28558: HS_FDS_CONNECT_STRING undefined for non-Oracle system

Cause: A database link to a non-Oracle system had no HS_FDS_CONNECT_STRING initialization parameter in the ORACLE server's data dictionary for Heterogeneous Services. Without this parameter, the connection could not be completed.

Action: Contact your DBA to verify correct setup of an HS_FDS_CONNECT_STRING entry in the ORACLE Heterogeneous Services data dictionary.

ORA-28559: FDS_CLASS_NAME is *string*, FDS_INST_NAME is *string*

Cause: An associated error was reported in another message, and this message supplies supplementary information to assist diagnosis of that error.

FDS_CLASS_NAME and FDS_INST_NAME are used to access information in tables and views of the ORACLE data dictionary that direct operation of Heterogeneous Services on a database link to a non-Oracle data store.

Action: Use the FDS_CLASS_NAME and FDS_INST_NAME values to check ORACLE data dictionary contents when necessary to diagnose the cause of the associated error.

ORA-28560: error in configuration of agent process

Cause: An ORACLE server invoked a function not supported by the connected agent (Heterogeneous Services or external procedures). The most probable cause is incorrect Net8 setup, resulting in use of the wrong agent executable.

Action: Check Net8 administration in the following ways: -- When using TNSNAMES.ORA or an Oracle Names server, make sure that the connection from the ORACLE server uses the correct SID. -- Check LISTENER.ORA on the agent's host machine to assure that this SID refers to the correct agent executable in its (PROGRAM=...) clause.

ORA-28561: unable to set date format on non-Oracle system

Cause: Initialization of a Heterogeneous Services connection to set the date format to be used on the connected non-Oracle system.

Action: If the Oracle data dictionary supplies a value for the HS_NLS_DATE_FORMAT parameter, confirm that this value is formatted correctly by the rules of the non-Oracle system. Also check for additional information in log and trace files generated by the Heterogeneous Services agent.

ORA-28562: Heterogeneous Services data truncation error

Cause: A select operation was attempted with an insufficient data buffer to satisfy the request.

Action: Contact your DBA to verify whether your gateway initialization parameter HS_KEEP_REMOTE_COLUMN_SIZE is set appropriately based on your requirement. If it is, make sure the sizes of bind parameters are sufficient. If the problem persists, contact Oracle Support Services.

ORA-28575: unable to open RPC connection to external procedure agent

Cause: Initialization of a network connection to the extproc agent did not succeed. This problem can be caused by network problems, incorrect listener configuration, or incorrect transfer code.

Action: Check listener configuration in LISTENER.ORA and TNSNAMES.ORA, or check Oracle Names Server.

ORA-28576: lost RPC connection to external procedure agent

Cause: A fatal error occurred in either an RPC network connection, the extproc agent, or the invoked 3GL after communication had been established successfully.

Action: First check the 3GL code you are invoking; the most likely cause of this error is abnormal termination of the invoked "C" routine. If this is not the case, check for network problems. Correct the problem if you find it. If all components appear to be normal but the problem persists, the problem could be an internal logic error in the RPC transfer code. Contact your customer support representative.

ORA-28577: argument *string* of external procedure *string* has unsupported datatype *string*

Cause: While transferring external procedure arguments to the agent, an unsupported datatype was detected.

Action: Check your documentation for the supported datatypes of external procedure arguments.

ORA-28578: protocol error during callback from an external procedure

Cause: An internal protocol error occurred while trying to execute a callback to the Oracle server from the user's 3GL routine.

Action: Contact Oracle customer support.

ORA-28579: network error during callback from external procedure agent

Cause: An internal network error occurred while trying to execute a callback to the Oracle server from the user's 3GL routine.

Action: Contact Oracle customer support.

ORA-28580: recursive external procedures are not supported

Cause: A callback from within a user's 3GL routine resulted in the invocation of another external procedure.

Action: Make sure that the SQL code executed in a callback does not directly call another external procedure, or indirectly results in another external procedure, such as triggers calling external procedures, PL/SQL procedures calling external procedures, etc.

ORA-28581: protocol error while executing recursive external procedure

Cause: An internal protocol error occurred while trying to execute an external procedure resulting from a callback in another external procedure.

Action: Contact Oracle customer support.

ORA-28582: a direct connection to this agent is not allowed

Cause: A user or a tool tried to establish a direct connection to either an external procedure agent or a Heterogeneous Services agent, for example: "SVRMGR> CONNECT SCOTT/TIGER@NETWORK_ALIAS". This type of connection is not allowed.

Action: When executing the CONNECT statement, make sure your database link or network alias is not pointing to a Heterogeneous Option agent or an external procedure agent.

ORA-28583: remote references are not permitted during agent callbacks

Cause: A Heterogeneous Services agent issued a callback to the Oracle server which attempted to access a remote system. This is not supported.

Action: Make sure that SQL code issued by Heterogeneous Services agents does not reference a database link.

ORA-28584: heterogeneous apply internal error

Cause: The apply slave process encountered an error while trying to apply changes through a gateway to a non-Oracle system.

Action: Make sure that the apply database link is correctly configured and that the gateway listener and the non-Oracle system are correctly set up and are up and running. If everything is configured correctly and the problem still occurs, contact Oracle customer support. errors 28590 - 28599 are reserved for the HS agent control utility

ORA-28590: agent control utility: illegal or badly formed command

Cause: The user has issued an unrecognized or syntactically incorrect command.

Action: Refer to documentation and correct the syntax of the command.

ORA-28591: agent control utility: unable to access parameter file

Cause: The agent control utility was unable to access its parameter file. This could be because it could not find its admin directory or because permissions on directory were not correctly set.

Action: The agent control utility puts its parameter file in either the directory pointed to by the environment variable AGTCTL_ADMIN or in the directory pointed to by the environment variable TNS_ADMIN. Make sure that at least one of these environment variables is set and that it points to a directory that the agent has access to.

ORA-28592: agent control utility: agent SID not set

Cause: The agent needs to know the value of the AGENT_SID parameter before it can process any commands. If it does not have a value for AGENT_SID then all commands will fail.

Action: Issue the command SET AGENT_SID *value* and then retry the command that failed.

ORA-28593: agent control utility: command terminated with error

Cause: An error occurred during the processing of the command. There could be several causes. A SET or an UNSET command could have been issued after the agent was started. This is illegal. The user may have attempted to start two agents with the same SID value or the user could have attempted to shutdown an agent that is no longer running.

Action: If the user wishes to issue a SET or an UNSET command, he should make sure the agent is shutdown first by issuing the SHUTDOWN command.

ORA-28594: agent control utility: invalid parameter name

Cause: The user tried to set or unset an invalid agent parameter.

Action: Refer to documentation and correct the parameter name.

ORA-28595: Extproc agent : Invalid DLL Path

Cause: The path of DLL supplied for the extproc execution is invalid.

Action: Check if the DLL path is set properly using the EXTPROC_DLLS environment variable.

ORA-28596: Extproc agent : Invalid or disabled credential *string*

Cause: The credential of the PL/SQL library supplied for the extproc execution is invalid.

Action: Check if the credential of the PL/SQL library is valid and enabled. errors 28600 - 28620 are reserved for bitmap indexes

ORA-28601: invalid [no]MINIMIZE option

Cause: user didn't type this alter table <table_name> MINIMIZE RECORDS_PER_BLOCK or alter table <table_name> NOMINIMIZE RECORDS_PER_BLOCK

Action: reenter correct sql command

ORA-28602: statement not permitted on tables containing bitmap indexes

Cause: table has bitmap indexes and user is minimizing or nominimizing records_per_block

Action: drop all bitmap indexes before changing records_per_block

ORA-28603: statement not permitted on empty tables

Cause: table is empty and statement does not work on empty tables

Action: try statement after loading your data

ORA-28604: table too fragmented to build bitmap index (*string,string,string*)

Cause: The table has one or more blocks that exceed the maximum number of rows expected when creating a bitmap index. This is probably due to deleted rows. The values in the message are: (data block address, slot number found, maximum slot allowed)

Action: Defragment the table or block(s). Use the values in the message to determine the FIRST block affected. (There may be others).

ORA-28605: bitmap indexes cannot be reversed

Cause: user tried to create reverse bitmap index

Action: don't do this; it is not supported

ORA-28606: block too fragmented to build bitmap index (*string,string*)

Cause: The block(s) exceed the maximum number of rows expected when creating a bitmap index. This is probably due to maximum slot allowed set too low. The values in the message are: (slot number found, maximum slot allowed)

Action: alter system flush shared_pool; update tab\$ set spare1 = 8192 where obj# = (select obj# from obj\$ where NAME=<table_name> AND owner# = <table_owner>; commit;

ORA-28611: bitmap index is corrupted - see trace file for diagnostics

Cause: Validate Index detected bitmap corruption in its argument index

Action: Drop this bitmap index and create a new one.

ORA-28650: Primary index on an IOT cannot be rebuilt

Cause: An attempt is made to issue alter index rebuild on IOT-TOP

Action: Use Alter table MOVE to reorganize the table(IOT)

ORA-28651: Primary index on IOTs can not be marked unusable

Cause: An attempt is made to mark IOT-TOP unusable thru ALTER INDEX

Action: Remove the option UNUSABLE

ORA-28652: overflow segment attributes cannot be specified

Cause: During ALTER MOVE ONLINE of a index-organized table, the user attempted to enter one or more of the following options: OVERFLOW, PCTTHRESHOLD,INCLUDING.

Action: Remove the illegal option(s).

ORA-28653: tables must both be index-organized

Cause: Attempt to exchange a non IOT table/partition with a partition/table respectively

Action: Ensure that non-partitioned and partitioned tables are both index-organized.

ORA-28654: table and partition not overflow compatible

Cause: If one of the tables (partitioned/non-partitioned) has overflow data segment and the other one doesn't.

Action: Ensure that non-partitioned and partitioned tables both have overflow data segment or neither one does.

ORA-28655: Alter table add overflow syntax error

Cause: Syntax error

Action: Check the syntax.

ORA-28656: incomplete attribute specification

Cause: The attribute specification is not done for all partitions"

Action: Specify the storage attributes either for ALL partitions or NONE

ORA-28658: This operation is supported only for Index-Organized tables

Cause: Attempt to perform some IOT specific operation on a non-IOT

Action: don't do this. This is not supported

ORA-28659: COMPRESS must be specified at object level first

Cause: Attempt to specify COMPRESS at partition level without first specifying at the table level

Action: Specify COMPRESS at table level. Use ALTER TABLE xxx MODIFY DEFAULT ATTRIBUTES COMPRESS ...

ORA-28660: Partitioned Index-Organized table may not be MOVEd as a whole

Cause: Attempt to MOVE partitioned IOT as a whole

Action: don't do this. This is not supported

ORA-28661: Object already has COMPRESS clause specified

Cause: Attempt to specify compress for iot/index which already has a compression clause.

Action: This is a 'create time only' attribute

ORA-28662: IOT index and overflow segments must share the same LOGGING attribute

Cause: Attempt to specify LOGGING for one segment and NOLOGGING for the other segment.

Action: don't do that

ORA-28663: Logging/Nologging attribute can not be specified in the statement ALTER TABLE ADD OVERFLOW

Cause: Attempt to specify LOGGING for a Alter Table Add Overflow.

Action: don't do that

ORA-28664: a partitioned table may not be coalesced as a whole

Cause: User attempted to coalesce a partitioned IOT using ALTER TABLE COALESCE statement, which is illegal

Action: Coalesce the table a partition at a time (using ALTER TABLE MODIFY PARTITION COALESCE)

ORA-28665: table and partition must have same compression attribute

Cause: User attempted to EXCHANGE a compression enabled partition with a compression disabled table or vice versa OR the # of columns compressed is different for table and partition

Action: Make sure the compression attributes match If they don't, fix it using ALTER TABLE MOVE [PARTITION] COMPRESS

ORA-28666: option not allowed for an index on UROWID column(s)

Cause: User attempted to build a REVERSE or COMPRESSED or GLOBAL partitioned index on UROWID column(s)

Action: Build the index without these options

ORA-28667: USING INDEX option not allowed for the primary key of an IOT

Cause: User attempted to define storage attributes for the primary key index of an Index-Organized table with USING INDEX clause. All the storage attribute defined for the (IOT)table applies to the primary key index and a separate USING INDEX clause is not required.

Action: Remove the USING INDEX clause and specify all attributes directly for the table

ORA-28668: cannot reference mapping table of an index-organized table

Cause: An attempt to directly access the mapping table of an index-organized table

Action: Issue the statement against the parent index-organized table containing the specified mapping table.

ORA-28669: bitmap index can not be created on an IOT with no mapping table

Cause: User attempted to create a bitmap index on an index-organized table without a mapping table.

Action: Enable bitmap indexes on the Index-organized table by creating a mapping table using 'ALTER TABLE .. MOVE MAPPING TABLE'.

ORA-28670: mapping table cannot be dropped due to an existing bitmap index

Cause: User attempted to drop the mapping table with NOMAPPING option when the IOT has one or more bitmap indexed.

Action: Drop the bitmap index(es) before dropping the mapping table.

ORA-28671: UPDATE BLOCK REFERENCES may not be used on a partitioned index as a whole

Cause: User attempted to UPDATE BLOCK REFERENCES on a partitioned index using ALTER INDEX UPDATE BLOCK REFERENCES statement, which is illegal.

Action: Issue a partition level operation with ALTER INDEX .. PARTITION .. UPDATE BLOCK REFERENCES

ORA-28672: UPDATE BLOCK REFERENCES may not be used on a global index

Cause: User attempted to UPDATE BLOCK REFERENCES on a global partitioned or non-partitioned index. This feature is not supported for non-partitioned or global partitioned index on a partitioned IOT and a global partitioned index on a non-partitioned IOT.

Action: Use online index [partition] rebuild to fix the block references

ORA-28673: Merge operation not allowed on an index-organized table

Cause: User attempted merge operation on an index-organized table. Merge is not supported on a IOT .

Action: Use updates and inserts on index-organized table .

ORA-28674: cannot reference transient index-organized table

Cause: An attempt was made to directly access a transient table created created on behalf of a index-organized table partition maintenance operation.

Action: Issue the statement against the associated permanent index-organized table.

ORA-28700: Only roles can be attached to or detached from program units.

Cause: An attempt was made to grant object privileges or system privileges to program units.

Action: Grant the privileges to a role first, and then grant the role to the program units.

ORA-28701: Keyword PROCEDURE, FUNCTION, or PACKAGE is either missing or not correct.

Cause: The keyword PROCEDURE, FUNCTION, or PACKAGE was either missing before the program unit, or it was not consistent with the type of the program unit.

Action: Include the correct keyword PROCEDURE, FUNCTION or PACKAGE right before each program unit according to its type.

ORA-28702: Program unit *string* is not owned by the grantor.

Cause: An attempt was made to attach roles to or detach roles from one or more program units by someone other than the owner or SYS. Only a program unit owner or SYS can attach roles to or detach roles from a program unit.

Action: Specify only the program units owned by the grantor in the command.

ORA-28703: Only regular database roles can be attached to or detached from program units.

Cause: An attempt was made to attach non-supported types of roles to or detach them from program units. Application roles, secure application roles, external roles, global roles, and light-weight roles cannot be attached to or detached from program units.

Action: Remove any application role, secure application role, external role, global role, and light-weight role from the command.

ORA-28704: Role *string* is not directly granted to the owner of the program units.

Cause: An attempt was made to attach roles that were not directly granted to the owner of the program units. The roles must be granted to the owner directly in order to attach them to the owner's program units.

Action: Grant the role to the owner of the program unit first.

ORA-28705: The grantor does not have privileges to grant the role *string* to the program units.

Cause: Privileges to grant a role to a program unit were insufficient. The grantor must have the GRANT ANY ROLE privilege or the ADMIN option or the DELEGATE option for the role to do the operation.

Action: Obtain the required privilege and retry.

ORA-28706: duplicate program unit *string* found in list

Cause: A duplicate program unit was found in the GRANTEE clause.

Action: Specify each program unit only once.

ORA-28707: Reserved word ALL was used with roles in the REVOKE command to detach roles from program units.

Cause: An attempt was made to use reserved word ALL jointly with roles in a REVOKE command to detach roles from program units.

Action: Do not specify roles in the privilege clause except for the reserved word ALL.

ORA-28708: More than *string* roles were attached to the program unit.


Cause: Too many roles were currently attached to the program unit.

Action: Detach some roles from the program unit.

ORA-28709: Roles with DELEGATE option can only be granted to users.

Cause: One of the grantees was not a user when trying to grant roles with the DELEGATE option.

Action: Verify that the grantees are users and try the operation again.



ORA-29250 to ORA-32799

ORA-29250: Invalid index specified in call to dbms_sql.bind_array

Cause: An invalid index was specified in a call to bind_array of dbms_sql. The index may have been null or of an improper value.

Action: Correct the index value by modifying your PL/SQL program and try the bind_array call again.

ORA-29251: Index1 is greater than Index2 in call to dbms_sql.bind_array

Cause: The value of index1 was greater than the value for index2 in the call to bind_array. This is illegal since the elements of the table that will be bound are those with indexes greater than or equal to index1 and less than or equal to index2.

Action: Correct the value of the two indexes and try the call to again bind_array.

ORA-29252: collection does not contain elements at index locations in call to dbms_sql.bind_array

Cause: The bound table does not contain elements at both index locations in call to bind_array of dbms_sql. This is illegal. Both index locations must contain elements. In other words tab.exists(index1) and tab.exists(index2) must both return true.

Action: Either modify the two indexes or the contents of the table and try the call again.

ORA-29253: Invalid count argument passed to procedure dbms_sql.define_array

Cause: The count argument specified in the call to procedure define_array of package dbms_sql had an invalid value. Invalid values are negative numbers and nulls. The argument must be a positive integer.

Action: Correct your PL/SQL program so that only valid arguments are passed to define_array and try again.

ORA-29254: Invalid lower_bound argument passed to procedure dbms_sql.define_array

Cause: The lower_bound argument specified in the call to procedure define_array had an invalid value. Legal values are all integers (both positive and negative) including zero. The null value is illegal.

Action: Correct your PL/SQL program so that only valid arguments are passed to define_array and try again.

ORA-29255: Cursor contains both bind and define arrays which is not permissible

Cause: Both define_array and bind_array have been called on this cursor. This is illegal. It is not possible for a cursor to both contain array binds and array defines. The semantics of this setting are nonsensical. Array defines are used to move data from select queries into PL/SQL tables and array binds to bind PL/SQL tables to non-select queries.

Action: Modify your PL/SQL program to only perform calls to one of the two functions depending on the kind of cursor at hand.

ORA-29256: Cursor contains both regular and array defines which is illegal

Cause: Both `define_array` and `define_column` have been called on this cursor. This is illegal. It is not possible for a cursor to both contain regular and array defines. The semantics of this setting are nonsensical. Array defines are used to move data from select queries into PL/SQL tables and regular defines to move data from select queries into PL/SQL variables.

Action: Modify your PL/SQL program to only perform calls to one of the two functions depending on the situation at hand.

ORA-29257: host *string* unknown

Cause: The specified host was unknown.

Action: Check the spelling of the host name or the IP address. Make sure that the host name or the IP address is valid.

ORA-29258: buffer too small

Cause: The input or output buffer was too small for the operation.

Action: Increase the size of the buffer and retry the operation.

ORA-29259: end-of-input reached

Cause: The end of the input was reached.

Action: If the end of the input is reached prematurely, check if the input source terminates prematurely. Otherwise, close the connection to the input.

ORA-29260: network error: *string*

Cause: A network error occurred.

Action: Fix the network error and retry the operation.

ORA-29261: bad argument

Cause: A bad argument was passed to the PL/SQL API.

Action: Check the arguments passed to the PL/SQL API and retry the call.

ORA-29262: bad URL

Cause: An improperly formed URL was passed to the PL/SQL API.

Action: Check the URL and retry the call.

ORA-29263: HTTP protocol error

Cause: A HTTP protocol error occurred during the HTTP operation.

Action: Check the HTTP server that the HTTP operation was performed to make sure that it follows the HTTP protocol standard.

ORA-29264: unknown or unsupported URL scheme

Cause: The URL scheme was unknown or unsupported.

Action: Check the URL to make sure that the scheme is valid and supported.

ORA-29265: HTTP header not found

Cause: The requested HTTP header was not found.

Action: Check to make sure that the requested HTTP header is present.

ORA-29266: end-of-body reached

Cause: The end of the HTTP response body was reached.

Action: If the end of the HTTP response is reached prematurely, check if the HTTP response terminates prematurely. Otherwise, end the HTTP response.

ORA-29267: illegal call

Cause: The call to the PL/SQL API was illegal at the current stage of the operation.

Action: Retry the call at a different stage of the operation.

ORA-29268: HTTP client error *string*

Cause: The HTTP response indicated that the HTTP client error occurred.

Action: Fix the HTTP client error and retry the HTTP request.

ORA-29269: HTTP server error *string*

Cause: The HTTP response indicated that the HTTP server error occurred.

Action: Fix the HTTP server error and retry the HTTP request. Contact the administrator of the HTTP server when necessary.

ORA-29270: too many open HTTP requests

Cause: Too many HTTP requests were opened.

Action: End some HTTP requests and retry the HTTP request.

ORA-29271: not connected

Cause: The network connection was not made while the network operation was attempted.

Action: Retry the network operation after the network connection is made successfully.

ORA-29272: initialization failed

Cause: The UTL_HTTP package failed to initialize.

Action: Free up some memory or other system resources and retry the operation.

ORA-29273: HTTP request failed

Cause: The UTL_HTTP package failed to execute the HTTP request.

Action: Use `get_detailed_sqlerrm` to check the detailed error message. Fix the error and retry the HTTP request.

ORA-29274: fixed-width multibyte character set not allowed for a URL

Cause: The character set used as an encoding of the URL is a fixed-width multibyte character set and is not allowed for a URL.

Action: Use the corresponding variable-width multibyte character set for the URL instead.

ORA-29275: partial multibyte character

Cause: The requested read operation could not complete because a partial multibyte character was found at the end of the input.

Action: Ensure that the complete multibyte character is sent from the remote server and retry the operation. Or read the partial multibyte character as RAW.

ORA-29276: transfer timeout

Cause: Timeout occurred while reading from or writing to a network connection.

Action: Check the remote server or the network to ensure that it responds within the timeout limit. Or increase the timeout value.

ORA-29277: invalid SMTP operation

Cause: The SMTP operation was invalid at the current stage of the SMTP transaction.

Action: Retry the SMTP operation at the appropriate stage of the SMTP transaction.

ORA-29278: SMTP transient error: *string*

Cause: A SMTP transient error occurred.

Action: Correct the error and retry the SMTP operation.

ORA-29279: SMTP permanent error: *string*

Cause: A SMTP permanent error occurred.

Action: Correct the error and retry the SMTP operation.

ORA-29280: invalid directory path

Cause: A corresponding directory object does not exist.

Action: Correct the directory object parameter, or create a corresponding directory object with the CREATE DIRECTORY command.

ORA-29281: invalid mode

Cause: An invalid value was specified for file open mode.

Action: Correct the mode to be one of the values: 'r', 'a', or 'w'.

ORA-29282: invalid file ID

Cause: A file ID handle was specified for which no corresponding open file exists.

Action: Verify that the file ID handle is a value returned from a call to UTL_FILE.FOPEN.

ORA-29283: invalid file operation

Cause: An attempt was made to read from a file or directory that does not exist, or file or directory access was denied by the operating system.

Action: Verify file and directory access privileges on the file system, and if reading, verify that the file exists.

ORA-29284: file read error

Cause: An attempt to read from a file failed.

Action: Verify that the file exists, and that it is accessible, and that it is open in read mode.

ORA-29285: file write error

Cause: Failed to write to, flush, or close a file.

Action: Verify that the file exists, that it is accessible, and that it is open in write or append mode.

ORA-29286: internal error

Cause: A fatal error occurred while allocating PL/SQL session memory.

Action: Verify that the PL/SQL session is connected and that adequate memory resources are available.

ORA-29287: invalid maximum line size

Cause: An invalid maximum line size value was specified.

Action: Correct the maximum line size to be in the range [1, 32767].

ORA-29288: invalid file name

Cause: An invalid file name or a file name of an invalid length was specified.

Action: Correct the file name.

ORA-29289: directory access denied

Cause: A directory object was specified for which no access is granted.

Action: Grant access to the directory object using the command GRANT READ ON DIRECTORY [object] TO [username];

ORA-29290: invalid offset specified for seek

Cause: An attempt was made to seek past the end of the file, or both the absolute and relative offsets were NULL, or absolute offset was less than zero.

Action: If specifying an absolute offset, ensure it is in the range [0, *total number of bytes in the file*], or if specifying a relative offset, ensure it is no greater than the current byte position plus the number of bytes remaining in the file.

ORA-29291: file remove operation failed

Cause: A file deletion attempt was refused by the operating system.

Action: Verify that the file exists and delete privileges granted on the directory and the file.

ORA-29292: file rename operation failed

Cause: A file rename attempt was refused by the operating system either because the source or destination directory does not exist or is inaccessible, or the source file isn't accessible, or the destination file exists.

Action: Verify that the source file, source directory, and destination directory exist and are accessible, and that the destination file does not already exist.

ORA-29293: A stream error occurred during compression or uncompression.

Cause: The stream state was discovered to be invalid during compression or uncompression, or an invalid compression quality was requested or a NULL or invalid compression parameter was detected.

Action: Verify that quality is within the range [0,9] and that valid input source data exists.

ORA-29294: A data error occurred during compression or uncompression.

Cause: An error occurred while compressing or uncompressing input source.

Action: Verify that source data is a valid compressed or uncompressed data set.

ORA-29295: invalid mime header tag

Cause: An error occurred while scanning string for mime header tag

Action: Verify that source data is a valid mime header string, in the format: *=?charset?encoding?encoded string?='*

ORA-29296: invalid encoded string

Cause: An error occurred while decoding the input string

Action: Verify that source data is a valid encoded string.

ORA-29297: The compressed representation is too big

Cause: The compressed output is too big to return.

Action: Do not attempt to compress source data.

ORA-29298: Character set mismatch

Cause: The character set mode in which the file was opened did not match the character set of the read or write operation.

Action: Use the correct UTL_FILE read and write procedures which correspond to the character set mode in which the file was opened.

ORA-29299: Invalid handle for piecewise compress or uncompress

Cause: The process program opened too many handles, and the specified handle was either uninitialized or outside a valid range.

Action: Close some handles and verify that the specified handle is opened or within a valid range.

ORA-29300: ORACLE error, tablespace point-in-time recovery

Cause: Another ORACLE error occurred in the DBMS_PITR package.

Action: See the text of the error message for a description of the error.

ORA-29301: wrong DBMS_PITR package function/procedure order

Cause: The DBMS_PITR package function/procedure was called in an incorrect order.

Action: Restart tablespace point-in-time recovery with a correct procedure.

ORA-29302: database is not open clone

Cause: The database was not opened as a clone database.

Action: Mount the database clone and open the database.

ORA-29303: user does not login as SYS

Cause: The user did not log in as SYS to perform tablespace point-in-time recovery in a clone database.

Action: Log in as SYS and restart tablespace point-in-time recovery.

ORA-29304: tablespace '*string*' does not exist

Cause: The selected tablespace does not exist in the database.

Action: Check the list of tablespaces in V\$TABLESPACE and select a valid tablespace.

ORA-29305: cannot point-in-time recover tablespace '*string*'

Cause: An attempt was made to ALTER the tablespace to be read only.

Action: Check if the tablespace is SYSTEM or with online rollback segment.

ORA-29306: datafile *string* is not online

Cause: The selected datafile was not online.

Action: Bring the the datafile online and rename it if necessary.

ORA-29307: datafile *string* error, *string*

Cause: The datafile is not ready for tablespace point-in-time recovery.

Action: Check the correct tablespace point-in-time recovery procedure.

ORA-29308: view TS_PITR_CHECK failure

Cause: Some objects which crossed the boundary of the recovery set were not allowed in the tablespace point-in-time recovery.

Action: Query TS_PITR_CHECK and resolve the boundary crossing objects.

ORA-29309: export dump file was generated by different version of DBMS_PITR package

Cause: The version of DBMS_PITR is different from the version of the cloned database.

Action: Load the version of DBMS_PITR which matches the version of the cloned database.

ORA-29310: database is not open, or opened as a clone

Cause: Either the database was not open, or an attempt was made to open it as a cloned database.

Action: Open the production database instead.

ORA-29311: export dump file was not generated by this database, *string* does not match

Cause: The export dump files were imported to an incorrect database.

Action: Open the correct production database and try the import again.

ORA-29313: tablespace '*string*' cannot be imported twice

Cause: This is an internal error.

Action: Contact your database administrator.

ORA-29314: tablespace '*string*' is not OFFLINE FOR RECOVER nor READ ONLY

Cause: Tablespace clean SCN is either 0 or invalid.

Action: ALTER the tablespace OFFLINE FOR RECOVER.

ORA-29315: tablespace '*string*' has been recreated

Cause: An attempt was made to recover a tablespace to a point-in-time before it was recreated.

Action: Choose a different point in time for recovery.

ORA-29316: datafile *string* been imported twice

Cause: This is an internal error.

Action: Contact your database administrator.

ORA-29317: datafile *string* does not exist

Cause: The specified datafile could not be found in the production database.

Action: Copy the datafile from the clone database.

ORA-29318: datafile *string* is online

Cause: The datafile is online.

Action: Take the datafile offline.

ORA-29319: datafile *string* is not correct

Cause: An incorrect datafile was copied to the production database. The datafile information in the export dump file differs with the information in the datafile in the production database.

Action: Copy the datafile from the clone database to the production database.

ORA-29320: datafile header error

Cause: An error occurred during reading datafile header.

Action: Copy the correct datafile from the clone database to the production database, then retry the operation.

ORA-29321: too many datafiles added since the point-in-time

Cause: Too many datafiles were added to the recovery set since the point-in-time recovery.

Action: Divide the recovery set into smaller subsets and retry.

ORA-29322: SCN string size too long -- maximum size 58 bytes/characters

Cause: Too many characters in specifying the SCN string

Action: Remove all unnecessary characters. Only 15 characters are required for both the hex and decimal representation of the 48 bit SCN.

ORA-29323: ALTER DATABASE SET COMPATIBILITY command not supported by *string*

Cause: The ALTER DATABASE SET COMPATIBILITY command failed because one or more instances do not support dynamic compatible setting change.

Action: No action required.

ORA-29324: SET COMPATIBILITY release string format is wrong

Cause: It should be of the form x.x.x

Action: Use the correct format.

ORA-29325: SET COMPATIBILITY release number lower than *string*

Cause: The SET COMPATIBILITY release compatibility release number was lower than the current compatible setting.

Action: Specify a higher release number.

ORA-29326: SET COMPATIBILITY release number higher than *string*

Cause: The ALTER DATABASE SET COMPATIBILITY command failed because one or more instances had a lower release number.

Action: Specify a lower release number.

ORA-29327: unsupported client compatibility mode used when talking to the server

Cause: The client compatibility mode is higher than the version of the server.

Action: Using SET COMPATIBILITY command, specify the same release number as the server.

ORA-29328: too many datafiles in this tablespace '*string*'

Cause: Too many datafiles in this bitmap tablespace. ORACLE does not support at this moment.

Action: Call Oracle Support.

ORA-29329: Table not of type XMLType

Cause: Table is not XMLType table

Action: Ensure table is a XMLType table

ORA-29330: Source script length too big

Cause: Source script length exceeded the maximum size of 4 Gigabytes.

Action: Make sure source script length is not greater than 4 Gigabytes.

ORA-29331: HTTP redirection *string*

Cause: The HTTP response indicated a redirection to another location.

Action: Retry the HTTP request at the redirected location.

ORA-29335: tablespace '*string*' is not read only

Cause: The tablespace is not read only.

Action: Make the tablespace read only and retry the operation.

ORA-29336: Internal error [*string*] [*string*] from DBMS_PLUGTS

Cause: Internal error from package DBMS_PLUGTS.

Action: Call Oracle Support.

ORA-29337: tablespace '*string*' has a non-standard block size (*string*)

Cause: The tablespace has a non-standard block size and making such a tablespace read-write is not permitted.

Action: Use some other mechanism to import the data

ORA-29338: datafile *string* is in an undesired state (*string*, *string*)

Cause: The referred datafile is not in a state ready for tablespace copy operation. For example, the datafile may be offline. The datafile needs to be ONLINE, and either READ ONLY or READ WRITE.

Action: Put the datafile into the desired state.

ORA-29339: tablespace block size *string* does not match configured block sizes

Cause: The block size of the tablespace to be plugged in or created does not match the block sizes configured in the database.

Action: Configure the appropriate cache for the block size of this tablespace using one of the various (db_2k_cache_size, db_4k_cache_size, db_8k_cache_size, db_16k_cache_size, db_32K_cache_size) parameters.

ORA-29340: export file appears to be corrupted: [*string*] [*string*] [*string*]

Cause: This is caused either by a corrupted export file or by an Oracle internal error.

Action: Make sure the export file used for transportable tablespace is not corrupted. If the error still occurs, call Oracle support.

ORA-29341: The transportable set is not self-contained

Cause: The set of objects in the set of tablespaces selected are not self-contained.

Action: Consider using different export options, or removing some of the pointers that caused the violation, or selecting a different set of tablespaces.

ORA-29342: user *string* does not exist in the database

Cause: The referred user is one of the owners of data in the pluggable set. This user does not exist in the database.

Action: Consider either creating the user in the database or map the user to a different user via FROM_USER and TO_USER import options.

ORA-29343: user *string* (mapped from user *string*) does not exist in the database

Cause: The referred user is one of the owners of data in the pluggable set. This user does not exist in the database.

Action: Consider either creating the user or map the original user to a different user.

ORA-29344: Owner validation failed - failed to match owner '*string*'

Cause: The system failed to match the referred owner. There are two cases that this may occur. (1) This user owns data in the transportable set, but this user is not specified in the TTS_OWNERS list of the import command line option, assuming that TTS_OWNERS is specified. (2) This user is specified in the TTS_OWNER list, but this user does not own any data in the transportable set.

Action: Retry import with a different OWNER list.

ORA-29345: cannot plug a tablespace into a database using an incompatible character set

Cause: Oracle does not support plugging a tablespace into a database using an incompatible character set.

Action: Use import/export or unload/load to move data instead.

ORA-29346: invalid tablespace list

Cause: the tablespace list supplied to dbms_tts.transport_set_check PL/SQL routine is in an incorrect format.

Action: Check the manual and use the correct format.

ORA-29347: Tablespace name validation failed - failed to match tablespace '*string*'

Cause: The system failed to match the referred tablespace. There are 2 cases that this may happen. (1) This tablespace is in the transportable set, but it is not specified in the TABLESPACES list of the import command line option, assuming that TABLESPACES is specified. (2) This tablespace is in the TABLESPACES list, but it is not in the transportable set.

Action: Retry the operation with the correct TABLESPACES list.

ORA-29348: You must specify the datafiles to be plugged in

Cause: The datafiles to be plugged in are not specified.

Action: Specify the datafiles via the import DATAFILES command line option.

ORA-29349: tablespace '*string*' already exists

Cause: Tried to plug-in a tablespace which already exists.

Action: Drop the offending tablespace if possible. Otherwise use a different method (e.g., import/export) to move data.

ORA-29350: server version *string* incompatible with package *string* version *string*

ORA-29351: can not transport system, sysaux, or temporary tablespace '*string*'

Cause: The referred tablespace is either the system tablespace, the sysaux tablespace, or a temporary tablespace.

Action: Do not include this tablespace in the transportable set.

ORA-29352: event '*string*' is not an internal event

Cause: The DBMS_SYSTEM.WAIT_FOR_EVENT procedure was called with an event name that is not an internal event.

Action: Check the list of events from X\$KSLED and verify the event name parameter passed to the WAIT_FOR_EVENT procedure.

ORA-29353: The transportable list is too long.

Cause: The transportable list exceeds the buffer size of 32767.

Action: Reduce the list of tablespaces to transport.

ORA-29354: cannot transport rekeying tablespace '*string*'

Cause: An attempt to transport a tablespace, or unplug a pluggable database containing a tablespace in the middle of a tablespace encrypt, decrypt, or rekey failed.

Action: Wait for the tablespace rekey to finish, or use the ALTER TABLESPACE ENCRYPTION FINISH [ENCRYPT | DECRYPT | REKEY] command to resume and finish the encrypt, decrypt, or rekey operation first.

ORA-29355: NULL or invalid *string* argument specified

Cause: The named argument was either invalid or specified as a NULL

Action: Specify non-null, valid arguments.

ORA-29356: These parameters can be specified only for directives that refer to consumer groups.

Cause: A parameter was specified as an argument to procedure CREATE_PLAN_DIRECTIVE or UPDATE_PLAN_DIRECTIVE of package DBMS_RESOURCE_MANAGER that is not allowed when the GROUP_OR_SUBPLAN is a plan. Only the following parameters are allowed when GROUP_OR_SUBPLAN is a plan: - MGMT_P1, MGMT_P2, MGMT_P3, MGMT_P4 MGMT_P5, MGMT_P6, MGMT_P7, MGMT_P8 - UTILIZATION_LIMIT

Action: Specify only these parameters when GROUP_OR_SUBPLAN is a plan.

ORA-29357: object *string* already exists

Cause: The name specified as an argument to procedure CREATE_PLAN, CREATE_CDB_PLAN, CREATE_CONSUMER_GROUP, or CREATE_CATEGORY of package DBMS_RESOURCE_MANAGER was already in use.

Action: Specify an unused name.

ORA-29358: resource plan *string* does not exist

Cause: An invalid plan name was specified as an argument to procedure UPDATE_PLAN or UPDATE_CDB_PLAN of package DBMS_RESOURCE_MANAGER.

Action: Specify an existing plan name.

ORA-29359: invalid method name *string* specified for resource plan *string*

Cause: An invalid method was specified as an argument to procedure CREATE_PLAN or UPDATE_PLAN of package DBMS_RESOURCE_MANAGER.

Action: Specify a valid method name.

ORA-29360: resource plan *string* contains multiple directives for subplan *string*

Cause: A resource plan and its subplans had more than one directive for a particular subplan.

Action: Modify the resource plan or its subplans so that there is at most one directive for this subplan.

ORA-29361: value *string* for *string* is outside valid range of 0 to 100

Cause: An invalid value was specified for a plan directive parameter.

Action: Specify a value between 0 and 100 inclusive.

ORA-29362: plan directive *string*, *string* does not exist

Cause: A nonexistent plan directive was specified for procedure UPDATE_PLAN_DIRECTIVE or UPDATE_CDB_PLAN_DIRECTIVE of package DBMS_RESOURCE_MANAGER.

Action: Specify an existing plan directive for update.

ORA-29363: plan directive *string*, *string* is mandatory and cannot be modified or deleted

Cause: An attempt was made to modify a mandatory plan directive.

Action: Do not attempt to modify mandatory plan directives because they are required by the Resource Manager and cannot be modified.

ORA-29364: plan directive *string*, *string* already exists

Cause: An attempt was made to create a plan directive that already exists.

Action: Retry the create operation using different values.

ORA-29365: parameters *string* and *string* cannot both be set

Cause: An attempt was made to set both parameters.

Action: Only set one of parameters or neither of them.

ORA-29366: invalid CONSUMER_GROUP argument specified

Cause: An invalid consumer group name was specified.

Action: Specify a non-NULL, valid consumer group name.

ORA-29367: object *string* does not exist

Cause: A non-existent object name was specified as an argument to procedure CREATE_PLAN_DIRECTIVE of package DBMS_RESOURCE_MANAGER.

Action: Specify a valid plan or consumer group name.

ORA-29368: consumer group *string* does not exist

Cause: A non-existent consumer group was specified.

Action: Specify an existing consumer group.

ORA-29369: invalid method name *string* specified for consumer group *string*

Cause: An invalid method name was specified as an argument to procedure CREATE_CONSUMER_GROUP or UPDATE_CONSUMER_GROUP of package DBMS_RESOURCE_MANAGER.

Action: Specify a valid method name.

ORA-29370: pending area is already active

Cause: An attempt was made to activate a pending area that is already active.

Action: Wait until the pending area is no longer active; then, retry the operation.

ORA-29371: pending area is not active

Cause: An attempt was made to make changes without creating a pending area.

Action: Invoke procedure CREATE_PENDING_AREA before making any changes.

ORA-29372: value for argument *string* is too long; it must be less than or equal to *string* characters

Cause: An attempt was made to specify a string that exceeded the maximum length for that parameter.

Action: Use a value that fits within the specified limit.

ORA-29373: resource manager is not on

Cause: An attempt was made to execute an operation that cannot be executed with the resource manager being off

Action: Turn on the resource manager and try again.

ORA-29374: resource plan *string* in top-plan *string* has no plan directives

Cause: A plan was created in the pending area that is an orphan or stand-alone.

Action: Create plan directives if needed. Otherwise, delete the plan.

ORA-29375: sum of values *string* for level *string*, plan *string* exceeds *string*

Cause: The sum of plan directive parameter values for the specified plan level exceeded the limit specified.

Action: Alter the values for the level so that the sum is less than the limit specified.

ORA-29376: number of consumer groups *string* in plan *string* exceeds *string*

Cause: The number of consumer groups in the specified plan was more than the limit specified.

Action: Change the plan so that the number of consumer groups is less than the limit specified.

ORA-29377: consumer group *string* is not part of top-plan *string*

Cause: OTHER_GROUPS was not included as part of the specified top-plan. Each top plan must include the built-in consumer group OTHER_GROUPS.

Action: Create a plan directive with the argument GROUP_OR_SUBPLAN being OTHER_GROUPS somewhere in the top-plan.

ORA-29378: invalid consumer group mapping priorities

Cause: The mapping priorities were not unique integers within the valid range.

Action: Set the mapping priorities to unique integers within the documented range.

ORA-29379: resource plan *string* is involved in a loop in top-plan *string*

Cause: A loop was discovered while validating a top-plan.

Action: Check the plans that have the specified plan as a GROUP_OR_SUBPLAN, and remove the plan directive that causes the loop.

ORA-29380: resource plan *string* is currently active and cannot be deleted

Cause: An attempt was made to delete an active plan in the pending area. No changes can be made to active plans.

Action: Delete the plan when it is not in use.

ORA-29381: plan/consumer_group *string* referred to by another plan and cannot be deleted

Cause: An attempt was made to delete a plan or consumer group that is referred to by another plan.

Action: Remove all plan directives that have the plan or consumer group as GROUP_OR_SUBPLAN; then delete the plan or consumer group.

ORA-29382: validation of pending area failed

Cause: Invalid changes were attempted in the pending area.

Action: See documentation and the error messages that follow this one.

ORA-29383: all leaves of top-plan *string* must be consumer groups

Cause: An attempt was made to create or modify the specified top-plan but it has some plans as leaves.

Action: To identify which plans and/or plan directives need to be modified, look at all plans that have no plan directives. Then, alter the top-plan so that all its leaves are consumer groups.

ORA-29384: number of consumer groups and subplans for plan *string* exceeds *string*

Cause: An attempt was made to create or modify the specified plan, but the plan has more than 28 consumer groups or subplans.

Action: Make sure the specified plan points to no more than 28 distinct consumer groups or subplans.

ORA-29385: cannot create plan directive from *string* to *string*

Cause: An attempt was made to create a plan directive from a plan to itself.

Action: Make sure the arguments PLAN and GROUP_OR_SUBPLAN to procedure CREATE_PLAN_DIRECTIVE of package DBMS_RESOURCE_MANAGER are different.

ORA-29386: plan or consumer group *string* is mandatory and cannot be deleted or modified

Cause: An attempt was made to delete or modify the specified mandatory plan or consumer group.

Action: Do not attempt to delete or modify mandatory plans and consumer groups.

ORA-29387: no top-plans found in the pending area

Cause: The VALIDATE_PENDING_AREA procedure found that either the intended top-plan(s) are involved in a loop or there are no top-plans.

Action: Check all edges going from a subplan to the intended top-plan. Make sure the top plan does not have any plan referring to it.

ORA-29388: plan/consumer_group *string* is part of more than one top-plan

Cause: An attempt was made to delete a subtree that includes a plan or consumer group that is part of more than one top-plan as part of procedure DELETE_PLAN_CASCADE or package DBMS_RESOURCE_MANAGER. Such a plan or consumer group cannot be deleted.

Action: Check the ancestors of the plan or consumer group and make sure it is only part of the top-plan that includes the subtree being deleted.

ORA-29389: too many errors during validation

Cause: The number of errors detected during validation is too high.

Action: Perform the necessary actions to remove some errors, and retry validation.

ORA-29390: some resource plans are not part of any top-plan

Cause: An attempt was made to create or modify some plans in the pending area that are not part of any top-plan

Action: Remove these plans and try validation again.

ORA-29391: *string* and *string* must be mandatory to create a mandatory plan directive

Cause: An attempt was made to create a mandatory plan directive where either PLAN or GROUP_OR_SUBPLAN or both were not mandatory

Action: Recreate these objects as mandatory and then create the plan directive.

ORA-29392: cpu parameters for level *string* for plan *string* must be zero

Cause: The cpu parameters for the specified level had a non-zero value, which is not a valid value for the plan's current cpu policy.

Action: Change the cpu level parameters for the specified level to zero or change the plan cpu policy.

ORA-29393: user *string* does not exist or is not logged on

Cause: An invalid user name was specified as argument to procedure SET_INITIAL_CONSUMER_GROUP of package DBMS_RESOURCE_MANAGER or SWITCH_CONSUMER_GROUP_FOR_USER of package DBMS_SYSTEM or the specified user was not logged on.

Action: Specify a valid user name.

ORA-29394: session id *string* and serial# *string* do not exist

Cause: Invalid session id and serial# were specified as arguments to procedure SWITCH_CONSUMER_GROUP_FOR_SESS of package DBMS_SYSTEM.

Action: Specify valid values from the view V\$SESSION.

ORA-29395: cannot set the initial consumer group to *string*

Cause: An attempt was made to set the initial consumer group of a user to OTHER_GROUPS or an INTERNAL_USE group.

Action: Certain groups are only for the resource manager's internal use. Specify another consumer group.

ORA-29396: cannot switch group to *string*

Cause: An attempt was made to switch the consumer group of a user or a session to OTHER_GROUPS or an INTERNAL_USE group.

Action: Certain groups are only for the resource manager's internal use. Specify another consumer group.

ORA-29397: cannot grant/revoke switch privilege for *string*

Cause: An attempt was made to grant or revoke the privilege to switch to OTHER_GROUPS or an INTERNAL_USE group.

Action: Certain groups are only for the resource manager's internal use. Specify another consumer group.

ORA-29398: invalid privilege name specified

Cause: An invalid privilege name was specified as an argument to procedure GRANT_SYSTEM_PRIVILEGE or REVOKE_SYSTEM_PRIVILEGE of package DBMS_RESOURCE_MANAGER_PRIVS.

Action: Specify a valid privilege name.

ORA-29399: user *string* does not have privilege to switch to consumer group *string*

Cause: An attempt was made to set the initial consumer group of the specified user but the user does not have the privilege to switch to that group.

Action: Grant the privilege to switch to the consumer group to the user and then set the initial group.

ORA-29400: data cartridge error*nstring*

Cause: An error has occurred in a data cartridge external procedure. This message will be followed by a second message giving more details about the data cartridge error.

Action: See the data cartridge documentation for an explanation of the second error message.

ORA-29401: data cartridge internal error [*string*]

Cause: The data cartridge encountered an unexpected condition. The argument is a string that identifies the internal error to Oracle development. This argument and the database version number are critical in identifying the root cause.

Action: Contact Oracle Support Services.

ORA-29470: Effective userid or roles are not the same as when cursor was parsed

Cause: The effective userid or roles on this call to DBMS_SQL are not the same as those at the time the cursor was parsed.

Action: Make sure the effective userid and roles are the same as when cursor was parsed.

ORA-29471: DBMS_SQL access denied

Cause: DBMS_SQL access was denied due to security concerns.

Action: Check the alert log and trace file for more information.

ORA-29472: DBMS_SQL.OPEN_CURSOR failed. security_level is outside the valid range of 0 to 2

Cause: An invalid security_level value was specified.

Action: Specify a valid range of 0 to 2.

ORA-29473: privilege checking level specified for '*string*' must be between 0 and 2

Cause: Invalid privilege checking level specified.

Action: Correct the privilege checking level specified.

ORA-29474: DBMS_SQL.OPEN_CURSOR failed. security_level of 0 is not allowed

Cause: Security level of 0 is specified with DBMS_SQL.OPEN_CURSOR.

Action: Specify a valid security level.

ORA-29475: useLogonRoles=>TRUE not permitted with userid=>NULL

Cause: An unsupported combination of argument values was present in a call to DBMS_SYS_SQL.PARSE_AS_USER.

Action: Specify a valid combination of argument values.

ORA-29476: DBMS_SQL.CLOSE_CURSOR failed

Cause: An attempt was made to close a DBMS_SQL cursor while it was executing under its own context.

Action: Rewrite the program so that it does not attempt to close a DBMS_SQL cursor while it is executing under its own context.

ORA-29477: SQL statement size in bytes is too big

Cause: The size of the SQL statement exceeded 4 gigabytes -1.

Action: Reduce the size of the SQL statement.

ORA-29478: Implicit result cannot be returned through this statement.

Cause: An attempt was made to return an implicit result through a statement type other than a PL/SQL or DML statement.

Action: Implicit results can only be returned through a PL/SQL or DML statement.

ORA-29479: Cannot return any more implicit results, limit 2,147,483,647 reached.

Cause: An attempt was made to return more than the maximum number of implicit results permitted.

Action: Ensure the number of implicit results does not exceed 2,147,483,647.

ORA-29480: No more implicit results to retrieve.

Cause: An attempt was made to retrieve implicit results when none were available.

Action: This is an internal error.

ORA-29481: Implicit results cannot be returned to client.

Cause: An attempt was made to return implicit results to an older version client that is not capable of receiving these implicit results.

Action: Upgrade the Oracle Database Client software.

ORA-29482: Cannot specify both userid or username and xs_sessionid

Cause: An unsupported combination of argument values was present in a call to DBMS_SYS_SQL.PARSE_AS_USER.

Action: Specify a valid combination of argument values.

ORA-29483: Cannot specify both userid and username

Cause: An unsupported combination of argument values was present in a call to DBMS_SYS_SQL.PARSE_AS_USER.

Action: Specify a valid combination of argument values.

ORA-29484: Cannot specify both xs_sessionid and useLogonRoles=>TRUE

Cause: An unsupported combination of argument values was present in a call to DBMS_SYS_SQL.PARSE_AS_USER.

Action: Specify a valid combination of argument values.

ORA-29485: Complex type bind or define is not a linked type.

Cause: A complex type bound or defined in one container, where cursor execution occurs in another container, was not an object or metadata linked type.

Action: Verify that all complex types that are bound or defined in one container while execution occurs in another container are object or metadata linked types.

ORA-29490: insufficient privilege

Cause: The ADM_PARALLEL_EXECUTE role needed to execute the subprogram was not granted.

Action: Obtain ADM_PARALLEL_EXECUTE role and try again.

ORA-29491: invalid table for chunking

Cause: An attempt was made to chunk a table by ROWID, but the table was not a physical table or the table was an IOT. physical table or the table is an IOT.

Action: Use a table which has physical ROWID.

ORA-29492: invalid state for create chunk

Cause: An attempt was made to create chunks on a task which was not in the CREATED state.

Action: Make sure that the task is in the CREATED state.

ORA-29493: invalid status

Cause: An attempt was made to set an invalid value to the chunk status.

Action: Make sure that the status value is valid.

ORA-29494: invalid state for run task

Cause: An attempt was made to execute the task which was not in the CHUNKED state.

Action: Make sure that the task is in the CHUNKED state.

ORA-29495: invalid state for resume task

Cause: An attempt was made to resume execution but the task was not the FINISHED_WITH_ERROR or CRASHED state.

Action: Make sure that the task is in the FINISHED_WITH_ERROR or CRASHED state.

ORA-29496: Parameter [*string*] is null or its value length exceeds the maximum limit [*string*]

Cause: The input argument was null, or it exceeded the maximum length limit.

Action: Make sure that the argument is not null, and its length is within the limit.

ORA-29497: duplicate task name

Cause: A task with the same name was already in existence.

Action: Use another name.

ORA-29498: task not found

Cause: The task did not exist.

Action: Use an existing task.

ORA-29499: chunk not found

Cause: The specified chunk did not exist.

Action: Specify an existing chunk.

ORA-29500: NAMED keyword is invalid in CREATE JAVA CLASS

Cause: A NAMED keyword was specified in the CREATE JAVA CLASS statement. NAMED keywords are valid only in CREATE JAVA SOURCE or RESOURCE statements.

Action: Remove the NAMED keyword from the CREATE JAVA CLASS statement.

ORA-29501: invalid or missing Java source, class, or resource name

Cause: The required name for a Java source, class, or resource was invalid or missing.

Action: Specify a valid name.

ORA-29502: NAMED keyword required in CREATE JAVA RESOURCE

Cause: The name for a Java resource was not specified. The name must be specified with the NAMED keyword.

Action: Specify a valid name with the NAMED keyword.

ORA-29503: SCHEMA keyword not valid with NAMED keyword

Cause: SCHEMA and NAMED keywords were used together in the same CREATE JAVA command, but only one may be used in a CREATE JAVA command.

Action: Remove either the NAMED or the SCHEMA keyword.

ORA-29504: invalid or missing schema name

Cause: The required schema name was invalid or missing.

Action: Specify a valid schema name.

ORA-29505: AS keyword is invalid in CREATE JAVA CLASS or RESOURCE

Cause: The AS keyword was used in CREATE JAVA CLASS or RESOURCE. The AS keyword is valid only in CREATE JAVA SOURCE.

Action: Use the USING keyword in CREATE JAVA CLASS or RESOURCE.

ORA-29506: invalid query derived from USING clause

Cause: The USING clause did not form a valid query.

Action: Correct the USING clause.

ORA-29507: query derived from USING clause found zero or many rows

Cause: The USING clause defined a query that either did not return any values, or returned more than one value.

Action: Correct the USING clause.

ORA-29508: query derived from USING clause did not select a value of type *string*

Cause: The USING clause did not form a query that selects a value of the type specified by the term following the USING keyword.

Action: Correct the USING clause.

ORA-29509: incorrectly formed Java binary class definition

Cause: An attempt was made to create a Java class using data expected to be in binary (Java .class) format. The data was found not to be in this format, or to be incorrectly formed.

Action: Correct the definition data.

ORA-29510: name, *string.string*, already used by an existing object

Cause: A CREATE JAVA command attempted to create a source, class, or resource object with a name that is already in use.

Action: Drop the existing object that is using the desired name, or use a different name for the new object.

ORA-29511: could not resolve Java class

Cause: A CREATE AND RESOLVE NOFORCE JAVA CLASS command specified definition data that could not be resolved, or resolution failed for some referenced class.

Action: Remove the NOFORCE option or remove impediments to resolution.

ORA-29512: incorrectly formed name resolver specification

Cause: A name resolver was not specified in the required form: ((*name pattern* , *schema name*) ...)

Action: Correct the specification.

ORA-29513: referenced class name too long

Cause: An attempt was made to import a .class file containing a class name of length greater than %d. The .class file could not be imported because the referenced class name was too long.

Action: Shorten the referenced class name in the .class file.

ORA-29514: class name contains illegal character

Cause: An attempt was made to import a .class file containing a character that cannot be converted to the server character set. The .class file could not be imported because of the illegal character.

Action: Correct the illegal character in the .class file.

ORA-29515: exit called from Java code with status *string*

Cause: Java code included a call to java.lang.Runtime.exitInternal.

Action: Do not include this call unless non-local exit is desired.

ORA-29516: Aurora assertion failure: *string*

Cause: An internal error occurred in the Aurora module.

Action: Contact Oracle Worldwide Support.

ORA-29517: recursive resolution failed for a referenced class

Cause: An attempt to resolve a referenced class failed.

Action: Review the errors for referenced classes and complete the necessary actions to correct them.

ORA-29518: name *string* resolved to an object in schema *string* that is not a Java class

Cause: A referenced name was resolved to an object that is not a Java class.

Action: Adjust name resolver or add missing Java class.

ORA-29519: name *string* resolved via a synonym in schema *string* to a class with a different name

Cause: A referenced name was resolved to a synonym, which translated to a class whose name does not match the referenced name.

Action: Adjust name resolver or add missing Java class.

ORA-29520: name *string* resolved to a class in schema *string* that could not be accessed

Cause: An attempt to access a referenced class failed.

Action: Adjust authorizations or name resolution.

ORA-29521: referenced name *string* could not be found

Cause: Name resolution failed to find an object with the indicated name.

Action: Adjust name resolver or add missing Java class.

ORA-29522: authorization error for referenced name *string.string*

Cause: An attempt was made to resolve a class that is not authorized to use the indicated referenced class.

Action: Adjust authorizations or name resolution.

ORA-29523: authorization error for unknown referenced name

Cause: An attempt was made to resolve a class that is not authorized to use a referenced class. The name of the referenced class could not be determined.

Action: Adjust authorizations or name resolution.

ORA-29524: wrong types of arguments in call to '*string*'

Cause: A method was called with argument(s) of incompatible type(s).

Action: Adjust caller.

ORA-29525: referenced name is too long: '*string*'

Cause: An attempt was made to create a class that references a name longer than 4000 characters. The class could not be created because the name is too long.

Action: Adjust the definition.

ORA-29526: created Java class *string"string"*

Cause: An informational message, not an error.

Action: None

ORA-29527: created Java source *string"string"*

Cause: An informational message, not an error.

Action: None

ORA-29528: invalid Java call in trigger *string*

Cause: The Java method specified in trigger does not exist or cannot be called as used.

Action: Adjust trigger definition.

ORA-29529: invalid function or method call *string* in trigger *string*

Cause: The function or method specified in Java trigger call expression could not be resolved.

Action: Adjust trigger definition.

ORA-29530: could not create shortened name for *string*

Cause: Insert into shortened name translation table failed.

Action: Retry the insert.

ORA-29531: no method *string* in class *string*

Cause: An attempt was made to execute a non-existent method in a Java class.

Action: Adjust the call or create the specified method.

ORA-29532: Java call terminated by uncaught Java exception: *string*

Cause: A Java exception or error was signaled and could not be resolved by the Java code.

Action: Modify Java code, if this behavior is not intended.

ORA-29533: attempt to overwrite class or resource *string* while defining or compiling *string.string*

Cause: A class or resource defined by a SQLJ source conflicted with an existing object.

Action: Remove existing object, or modify SQLJ source.

ORA-29534: referenced object *string.string* could not be resolved

Cause: Name resolution determined that the indicated object is referenced but could not be resolved.

Action: Correct name resolver or address resolution problems in the referenced class, or correct compilation problems in its source.

ORA-29535: source requires recompilation

Cause: The reason the current class object was invalid is recorded with the source object from which it was compiled.

Action: Inspect errors in the source object and take the necessary corrective actions.

ORA-29536: badly formed source: *string*

Cause: An attempt was made to create a Java source object with text that could not be parsed adequately to determine the class(es) defined by it.

Action: Correct errors in source.

ORA-29537: class or resource cannot be created or dropped directly

Cause: An attempt was made to create or drop a Java class or resource that is known to result from compilation of an existing Java source object.

Action: Act on the class or resource by acting on the source, or change the source so that it no longer defines the class or resource.

ORA-29538: Java not installed

Cause: An attempt was made to use a Java command when Java is not installed.

Action: Install Java, or do not use the command.

ORA-29539: Java system classes already installed

Cause: An attempt was made to use the CREATE JAVA SYSTEM command in a database where the Java system classes already are installed.

Action: Use CREATE OR REPLACE JAVA SYSTEM.

ORA-29540: class *string* does not exist

Cause: Java method execution failed to find a class with the indicated name.

Action: Correct the name or add the missing Java class.

ORA-29541: class *string.string* could not be resolved

Cause: An attempt was made to execute a method in a Java class that had not been previously and cannot now be compiled or resolved successfully.

Action: Adjust the call or make the class resolvable.

ORA-29542: class *string* already defined by source *string*

Cause: An attempt was made to create a Java source object that would define a class that is already defined by a different Java source object.

Action: Either drop the old source or modify the new source.

ORA-29543: Java command *string* not yet implemented

Cause: An attempt was made to use a Java command that is not yet implemented.

Action: Do not use the command.

ORA-29544: invalid type

Cause: The type argument in a call to a Java export or import command did not have a recognized value.

Action: Correct the value.

ORA-29545: badly formed class: *string*

Cause: An attempt was made to create a Java class object with bytecodes that were rejected by the Java verifier.

Action: It is possible that an attempt was made to create the Java class from a damaged class file, in which case the CREATE should be reattempted with a correct class file. It is also possible that the message is the result of using "-" in the resolver so that the verifier could not check the correctness of some code. In that case, the class needs to be created with a resolver.

ORA-29546: badly formed resource: *string*

Cause: An attempt was made to create a Java resource object with data that was rejected by the Java verifier.

Action: Correct the data.

ORA-29547: Java system class not available: *string*

Cause: An attempt was made to use a command that requires a Java system class that was not yet present or was invalid.

Action: Load the system classes, or do not use the command.

ORA-29548: Java system class reported: *string*

Cause: A command that uses a Java system class was aborted due to an error reported by the Java system class.

Action: Correct the error that was reported.

ORA-29549: class *string.string* has changed, Java session state cleared

Cause: A class in use by the current session was redefined or dropped, invalidating the current Java session state and requiring that it be cleared.

Action: No action required.

ORA-29550: Java session state cleared

Cause: The Java state in the current session became inconsistent and was cleared.

Action: No action required.

ORA-29551: could not convert *string* to Unicode

Cause: A string in the database character set could not be converted to Unicode, as required for use by Java.

Action: Correct the string.

ORA-29552: verification warning: *string*

Cause: An attempt was made to create a Java class object with bytecodes that caused the Java verifier to issue a warning.

Action: It is possible that the Java class was created from a damaged class file, in which case the CREATE should be reattempted with a correct class file. It is also possible that the message is the result of using "-" in the resolver so that the verifier could not check the correctness of some code. In that case, the class needs to be created with a resolver.

ORA-29553: class in use: *string.string*

Cause: An attempt was made to modify a Java class that is in use in the current call.

Action: Correct the code in use in this call.

ORA-29554: unhandled Java out of memory condition

Cause: The session encountered an out of memory condition in Java from which it could not recover. Java session state was cleared.

Action: No action required.

ORA-29555: Java source, class or resource is not allowed here

Cause: A Java source, class, or resource was specified in an inappropriate place in a statement.

Action: Make sure the name is correct or remove it.

ORA-29556: object type has changed

Cause: A database object name that named a Java source, class, or resource now names an object of a different type.

Action: No action required.

ORA-29557: Java system class *string* cannot be modified

Cause: A command was attempted that would have modified a Java system class.

Action: No action required.

ORA-29558: JAccelerator (NCOMP) not installed. Refer to Install Guide for instructions.

Cause: JAccelerator (NCOMP) is not installed.

Action: Please refer to the Post-installation Tasks section in the Database Install Guide for instructions on how to install JAccelerator (NCOMP).

ORA-29561: Java VM JIT not supported on this platform.

Cause: Java VM JIT is not supported on this platform.

Action: No action required.

ORA-29655: USING clause is incompatible with its supertype

Cause: The USING clause of a type has to be the same as its supertype or compatible with it.

Action: Make sure the USING clause is compatible with its supertype.

ORA-29656: Invalid option for USING

Cause: The class has to implement the required interface for the value of the option for USING.

Action: Make sure the USING clause is supported.

ORA-29657: class defined in EXTERNAL NAME clause is used in another subtype

Cause: The supertype has an existing type that has the same value for the EXTERNAL NAME.

Action: Make sure the EXTERNAL NAME clause is unique among subtypes.

ORA-29658: EXTERNAL NAME clause is not compatible with its supertype

Cause: The EXTERNAL NAME clause of the type is not a subclass of the supertype EXTERNAL NAME.

Action: Make sure the EXTERNAL NAME clause of the type is a subclass of the EXTERNAL NAME of its supertype.

ORA-29659: SQLJ Object Type validation failed to get default connection

Cause: Unable to connect using the JDBC default connection.

Action: No action required.

ORA-29660: Unable to find the class defined in the EXTERNAL NAME clause

Cause: The class is not loaded in the database.

Action: Make sure the EXTERNAL NAME corresponds to a loaded class in the the database.

ORA-29661: Unable to find the superclass of the defined in the EXTERNAL NAME

Cause: The class is not loaded in the database.

Action: Make sure the superclass of the EXTERNAL NAME is loaded in the the database.

ORA-29662: Unable to find a field that matches one or more of the attributes

Cause: The EXTERNAL NAME option of one or more attributes do not match any fields in the defined class.

Action: Make sure the EXTERNAL NAME option of each attribute matches a field in the defined in the defined class.

ORA-29663: Unable to find a method that matches one or more of the functions

Cause: The EXTERNAL NAME option of one or more functions do not match any method in the defined class.

Action: Make sure the EXTERNAL NAME option of each function matches a method in the defined in the defined class.

ORA-29664: Unable to generate the helper class for the defined type

Cause: The helper class used for supporting SQLJ Object Type is not generated.

Action: No Action is required.

ORA-29665: Java thread deadlock detected

Cause: The Java VM has detected a thread deadlock.

Action: Modify the Java program to avoid the deadlock condition.

ORA-29701: unable to connect to Cluster Synchronization Service

Cause: Connect to CSS failed or timed out.

Action: Verify the state of the CSS. If the CSS was not started, start it and then retry the database startup. If the CSS died or is not responding, check the Oracle and CSS trace files for errors and contact Oracle Support Services.

ORA-29702: error occurred in Cluster Group Service operation

Cause: An unexpected error occurred while performing a CGS operation.

Action: Verify that the LMON process is still active. Check the Oracle LMON trace files for errors. Also, check the related CSS trace file for errors.

ORA-29703: error occurred in global enqueue service operation

Cause: An unexpected error occurred while performing a global enqueue service operation.

Action: Check oracle trace files for errors.

ORA-29704: cannot specify ACTIVE_INSTANCE_COUNT in 8.1.5 or earlier release

Cause: The ACTIVE_INSTANCE_COUNT parameter was specified when one of the instances in the cluster was running Oracle 8.1.5 or an earlier release.

Action: Restart the instance without specifying the ACTIVE_INSTANCE_COUNT parameter. Or, upgrade all instances to Oracle 8.1.6 or later release and then specify the parameter.

ORA-29705: ACTIVE_INSTANCE_COUNT is *string* which is incompatible with the value in other instances

Cause: The value of the ACTIVE_INSTANCE_COUNT parameter must be the same in all Oracle cluster database instances.

Action: Check your initialization parameter files in all instances and ensure that the ACTIVE_INSTANCE_COUNT parameter has the same value. Then restart the instance.

ORA-29706: incorrect value *string* for parameter ACTIVE_INSTANCE_COUNT

Cause: The ACTIVE_INSTANCE_COUNT parameter must be set to 1 in a two node cluster database configuration or unspecified if a secondary instance is not needed.

Action: Check your initialization parameter files and correct the value of the ACTIVE_INSTANCE_COUNT parameter. If you are configuring a two node primary/secondary cluster database, set this value to 1. Otherwise, do not specify any value for the parameter.

ORA-29707: inconsistent value *string* for initialization parameter *string* with other instances

Cause: The value of the initialization parameter in error must be identical on all Oracle cluster database instances and was not.

Action: Check your INIT.ORA files on all instances and ensure that the initialization parameters in error have the same value.

ORA-29708: error occurred in Cluster Synchronization Services

Cause: An unexpected error occurred while performing a CSS operation.

Action: Verify the state of the CSS. If the CSS died or is not responding, check the ORACLE and CSS trace files for errors and contact Oracle Support Services.

ORA-29709: Communication failure with Cluster Synchronization Services

Cause: Could not communicate with CSS to complete the operation.

Action: Verify the state of the CSS. If the CSS died or is not responding, check the ORACLE and CSS trace files for errors and contact Oracle Support Services.

ORA-29710: Current operation aborted by Cluster Synchronization Services

Cause: The operation could not be performed or CSS was shutting down.

Action: Check the log file of Cluster Synchronization Services daemon to verify the state of the service. Start the service if needed; otherwise, contact Oracle Support Services.

ORA-29711: error occurred during registration of Oracle process with CSS

Cause: An unexpected error occurred while performing a Cluster Synchronization Services (CSS) operation.

Action: Confirm that the database, and any ASM instances on which it depends, is operating normally. An outage in one of these can cause this error and it is an expected result. Otherwise, contact Oracle Support Services.

ORA-29735: instance specified no longer exists

Cause: A client of the global enqueue service specified an instance that no longer existed.

Action: Process aborts current operation due to termination of an instance

ORA-29736: Instances running in the cluster are only read-mostly or read-only instances.

Cause: The instances that were running were only read-mostly or read-only instances which causes the whole cluster to shut down.

Action: Start the regular read/write instances and then restart read-mostly or read-only instances.

ORA-29738: This feature is not allowed on read-mostly instances.

Cause: The attempted feature was not allowed on read-mostly instances.

Action: The feature is not supported on read-mostly instances as this can be achieved on the other cluster instances which are not read-mostly.

ORA-29739: Read-mostly and Read-only instances cannot be part of same cluster

Cause: The Read-mostly and Read-only instances were part of the same cluster.

Action: Start the instance using an instance mode of the already existing Read-only Instance Mode nodes.

ORA-29740: evicted by instance number *string*, group incarnation *string*

Cause: This instance was evicted from the group by another instance of the cluster database group for one of several reasons, which may include a communications error in the cluster and failure to issue a heartbeat to the control file.

Action: Check the trace files of other active instances in the cluster group for indications of errors that caused a reconfiguration.

ORA-29741: IMR active for some, but not all members of cluster

Cause: The IMR feature is not active for this instance, but is active for another instance in the cluster database.

Action: Ensure that all instances have the same value for the `_imr_active` init.ora parameter

ORA-29742: incompatible Instance Membership Recovery protocol among instances

Cause: The selected Instance Membership Recovery protocol was not compatible with other running instances in the cluster database.

Action: Check the Instance Membership Recovery initialization parameters of all instances to ensure their consistency.

ORA-29743: exiting from instance membership recovery protocol because this instance is not in good health

Cause: This instance did not participate in the instance membership recovery protocol because it was not in good health. Some or all of its receivers were not making progress. Therefore, this instance terminated itself.

Action: Check the alert log, LMON and LMHB trace files for any errors and contact Oracle Support Services

ORA-29746: Cluster Synchronization Service is being shut down.

Cause: The administrator has shut down the Cluster Synchronization Service daemon. This error message is intended to be informative to users on the status of the service.

Action: Check the log file of the Cluster Synchronization Service daemon to verify the state of the service.

ORA-29760: instance_number parameter not specified

Cause: The init.ora file did not contain a value for the instance_number which is required to identify this instance to other instances of the database running on the same cluster

Action: Assign a value to the instance_number parameter in the init.ora parameter file

ORA-29770: global enqueue process *string* (OSID *string*) is hung for more than *string* seconds

Cause: The specified process makes no progress within the maximum allowed time.

Action: Check the alert file and relevant trace files and contact Oracle Support Services with the incident information.

ORA-29771: process *string* (OSID *string*) blocks *string* (OSID *string*) for more than *string* seconds

Cause: The specified process blocked a global enqueue process for the maximum allowed time.

Action: Check the alert file and relevant trace files and contact Oracle Support Services with the incident information.

ORA-29780: unable to connect to GPnP daemon [*string*]

Cause: Attempt to connect to the GPnP daemon failed with the error reported.

Action: Take the corrective action to resolve the error reported. Refer to GPnP logs and documentation to figure out why the call failed.

ORA-29783: GPnP attribute SET failed with error [*string*]

Cause: An attempt to set the Grid Plug and Play (GPnP) attribute failed. See the brackets for the reason.

Action: Resolve the problem in the included message and retry the request.

ORA-29784: Attribute update operation not permitted

Cause: The update operation for attributes was not permitted because Cluster Synchronization Services (CSS) was not running on the host.

Action: Start Cluster Synchronization Services (CSS) and retry the operation.

ORA-29785: GPnP attribute GET failed with error [string]

Cause: An attempt to get the Grid Plug and Play (GPnP) attribute failed. See the brackets for the reason.

Action: Resolve the problem in the included message and retry the request.

ORA-29786: Oracle Restart attribute GET failed with error [string]

Cause: An attempt to get the Oracle Restart attribute failed. See the brackets for the reason.

Action: Resolve the problem in the included message and retry the request.

ORA-29787: Oracle Restart attribute SET failed with error [string]

Cause: An attempt to set the Oracle Restart attribute failed. See the brackets for the reason.

Action: Resolve the problem in the included message and retry the request.

ORA-29788: Network interface query failed with error [string]

Cause: Attempt to get the network information failed. See the brackets for the reason.

Action: Resolve the problem in the included message and retry the request.

ORA-29790: Cannot change user session parameters for a non-user session

Cause: An attempt was made to change user session parameters for a non-user session.

Action: Execute the operation when connected with a user session

ORA-29791: Transactions cannot be replayed

Cause: The user attempted to replay a transaction.

Action: Reconnect and re-execute the transaction.

ORA-29800: invalid name for operator

Cause: The name specified for the operator is incorrect.

Action: Specify a correct name for the operator.

ORA-29801: missing RETURN keyword

Cause: The RETURN keyword has not been specified.

Action: Specify the RETURN keyword or check the SQL statement.

ORA-29802: missing CONTEXT keyword

Cause: The CONTEXT keyword has not been specified.

Action: Specify the CONTEXT keyword or check the SQL statement.

ORA-29803: missing ANCILLARY keyword

Cause: The ANCILLARY keyword has not been specified.

Action: Specify the ANCILLARY keyword or check the SQL statement.

ORA-29804: missing DATA keyword

Cause: The DATA keyword has not been specified.

Action: Specify the DATA keyword or check the SQL statement.

ORA-29805: missing COLUMN keyword

Cause: Keyword COLUMN is expected .

Action: Either specify the COLUMN keyword or specify another option.

ORA-29806: specified binding does not exist

Cause: The operator binding which has been specified does not exist.

Action: Ensure that the operator binding that has been specified does exist.

ORA-29807: specified operator does not exist

Cause: The operator which has been specified does not exist.

Action: Ensure that the operator that has been specified does exist.

ORA-29808: specified primary operator binding does not exist

Cause: The specified binding for the primary operator does not exist.

Action: Ensure that the specified binding for the primary operator exists.

ORA-29809: cannot drop an operator with dependent objects

Cause: The operator which is being dropped has some dependent objects.

Action: Either drop the dependent objects first and then issue the DROP OPERATOR command or specify the FORCE option with DROP OPERATOR.

ORA-29810: inadequate operator privileges

Cause: The user does not have the appropriate privileges to perform the specified operation on the operator.

Action: Grant the appropriate privileges to the user and then reissue the statement.

ORA-29811: missing STATISTICS keyword

Cause: This is not a valid option with the ASSOCIATE command.

Action: Specify STATISTICS keyword after the ASSOCIATE command.

ORA-29812: incorrect object name specified

Cause: The specified name is not a valid name.

Action: Specify the correct name of the object with for which an association needs to be defined.

ORA-29813: non-supported object type with associate statement

Cause: The type of object specified is not supported with the associate statistics statement.

Action: Use a valid object type with the associate command.

ORA-29814: expecting USING or DEFAULT keyword

Cause: Expecting the USING or DEFAULT keyword after the names of object(s).

Action: Provide the USING or DEFAULT keyword.

ORA-29815: object being associated is not present

Cause: The object for which the association is being defined is not present.

Action: Ensure that all the objects for which the association is being defined are present.

ORA-29816: object being disassociated is not present

Cause: Object which is being disassociated is not present.

Action: Ensure that the object which needs to be disassociated is present.

ORA-29817: non-supported option with disassociate statement

Cause: The type of object specified is not supported with the disassociate statistics statement.

Action: Use a object type which is supported with the disassociate command.

ORA-29818: column name not properly specified

Cause: Name of the column should contain the table and the column name.

Action: Specify a valid column name.

ORA-29819: cannot associate default values with columns

Cause: User tried to associate DEFAULT values with columns which is not a valid option .

Action: Specify a valid option.

ORA-29820: the statistics type is not present

Cause: The statistics type which is being associated with object(s) is not present.

Action: Ensure that the type which contains the statistics functions is present.

ORA-29821: specified primary operator does not exist

Cause: The specified primary operator does not exist.

Action: Check the primary operator and the signature specified.

ORA-29822: selectivity cannot be specified for the type of object

Cause: User tried to associate selectivity with index or indextypes which is not allowed .

Action: Specify a valid option.

ORA-29823: object being analyzed is not a table

Cause: The object being analyzed is not a table and is not supported

Action: Specify only a supported option.

ORA-29824: operator is invalid

Cause: The operator is invalid.

Action: Drop and recreate the operator.

ORA-29825: invalid name for indextype

Cause: Indextype name or Indextype schema name has invalid characters.

Action: Verify that the name has valid characters and it is not a reserved word.

ORA-29826: keyword FOR is missing

Cause: FOR keyword must be provided with Create Indextype statement.

Action: Use FOR keyword and provide relevant operator information.

ORA-29827: keyword USING is missing

Cause: USING keyword and corresponding implementation details must be provided.

Action: Provide USING keyword and relevant implementation details with Create Indextype statement.

ORA-29828: invalid name for implementation type

Cause: Implementation type or Implementation schema name is invalid.

Action: Verify that the name has valid characters and it is not a reserved word.

ORA-29829: implementation type does not exist

Cause: The implementation type specified with USING clause could not be found.

Action: Check to see if the type exists and the user has EXECUTE privilege on this type.

ORA-29830: operator does not exist

Cause: The operator could not be found.

Action: Verify that the operator exists and the user has EXECUTE privilege for this operator.

ORA-29831: operator binding not found

Cause: The specified binding for the operator is not available from the operator schema object.

Action: Verify that the operator with the specified binding exists.

ORA-29832: cannot drop or replace an indextype with dependent indexes

Cause: One or more indexes are dependent upon the indextype.

Action: Drop all the indexes which are dependent upon the indextype before dropping the indextype itself.

ORA-29833: indextype does not exist

Cause: There is no indextype by the specified name.

Action: Use public views for the indextypes to see if an indextype by the specified name has been created.

ORA-29834: REF datatype not supported with operators

Cause: The user specified a REF datatype which is not supported in CREATE OPERATOR.

Action: Reissue the CREATE OPERATOR statement without the REF datatype.

ORA-29835: ODCIGETINTERFACES routine does not return required interface(s)

Cause: The ODCIObjectList returned by the ODCIGetInterfaces routine does not contain the interface(s) required by the current usage.

Action: Ensure that the ODCIGetInterfaces routine returns the name(s) of the required interface(s).

ORA-29836: failed to validate referenced operators

Cause: One of the operators referenced cannot be compiled.

Action: Try to recompile the operators which are referenced by this indextype. Use USER_INDEXTYPE_OPERATORS view to find out the referenced operators.

ORA-29837: insufficient privileges to execute implementation type

Cause: User does not have privileges to execute the implementation type.

Action: The owner of the implementation type must grant appropriate privileges to the user.

ORA-29838: insufficient privileges to execute the operator(s)

Cause: User does not have privileges to execute one of the operators.

Action: The owner of the operators must grant appropriate privileges to the user .

ORA-29839: failed to validate implementation type

Cause: Implementation type cannot be compiled.

Action: Try to compile the implementation type.

ORA-29840: indextype and implementation type are not in same schema

Cause: Indextype and implementation type are in different schema.

Action: Put the indextype and implementation type in the same schema.

ORA-29841: invalid option for ALTER INDEXTYPE

Cause: The user specified an invalid option with the ALTER INDEXTYPE command

Action: Choose a valid option with the ALTER INDEXTYPE command

ORA-29842: option not supported with the version *string* of the indextype interface

Cause: User specified an option which is not supported with the version of the indextype interface provided

Action: User should either not request for this option or should provide an implementation type that implements the correct version of the indextype interface.

ORA-29843: indextype should support atleast one operator

Cause: User attempted to drop all the operators from the indextype

Action: Do not drop all the operators from the indextype

ORA-29844: duplicate operator name specified

Cause: User attempted to add an operator name to an indextype which is already supported by the indextype

Action: Remove the duplicate operator and retry the command

ORA-29845: indextype does not support local domain index on *string* partitioned table

Cause: User specified a create local domain index statement using an indextype that does not support local domain indexes on tables partitioned with the given method

Action: Use a different indextype or build a global domain index

ORA-29846: cannot create a local domain index on a *string* partitioned table

Cause: User specified a create local domain index statement on a table partitioned using a method not supported by domain indexes

Action: Build a global domain index on the partitioned table

ORA-29847: cannot create a local domain index on a partitioned index-organized table

Cause: User specified a create local domain index statement on a partitioned index-organized table

Action: Build a global domain index on the partitioned index-organized table

ORA-29848: error occurred in the execution of ODCIINDEXMERGEPARTITION routine

Cause: Failed to successfully execute the ODCIIndexMergePartition routine.

Action: Check to see if the routine has been coded correctly.

ORA-29849: error occurred in the execution of ODCIINDEXSPLITPARTITION routine

Cause: Failed to successfully execute the ODCIIndexSplitPartition routine.

Action: Check to see if the routine has been coded correctly.

ORA-29850: invalid option for creation of domain indexes

Cause: The user specified an invalid option like ASC, DESC, SORT or a parallel clause, partitioning clause or physical attributes clause.

Action: Choose one of the valid clauses for creation of domain indexes.

ORA-29851: cannot build a domain index on more than one column

Cause: User attempted to build a domain index on more than one column.

Action: Build the domain index only on a single column.

ORA-29852: keyword IS is missing

Cause: IS keyword must be specified with Create Index statement for domain indexes.

Action: Use IS keyword and then specify the indextype name.

ORA-29853: keyword UNIQUE may not be used in creating domain indexes

Cause: An attempt was made to create a domain index with the UNIQUE attribute.

Action: Remove UNIQUE from the CREATE INDEX statement.

ORA-29854: keyword BITMAP may not be used in creating domain indexes

Cause: An attempt was made to create a domain index with the BITMAP attribute.

Action: Remove BITMAP from the CREATE INDEX statement.

ORA-29855: error occurred in the execution of ODCIINDEXCREATE routine

Cause: Failed to successfully execute the ODCIIndexCreate routine.

Action: Check to see if the routine has been coded correctly.

ORA-29856: error occurred in the execution of ODCIINDEXDROP routine

Cause: Failed to successfully execute the ODCIIndexDrop routine.

Action: Check to see if the routine has been coded correctly.

ORA-29857: domain indexes and/or secondary objects exist in the tablespace

Cause: An attempt was made to drop a tablespace which contains secondary objects and/or domain indexes.

Action: Drop the domain indexes in his tablespace. Also, find the domain indexes which created secondary objects in this tablespace and drop them. Then try dropping the tablespace.

ORA-29858: error occurred in the execution of ODCIINDEXALTER routine

Cause: Failed to successfully execute the ODCIIndexAlter routine.

Action: Check to see if the routine has been coded correctly.

ORA-29859: error occurred in the execution of ODCIINDEXTRUNCATE routine

Cause: Failed to successfully execute the ODCIIndexTruncate routine.

Action: Check to see if the routine has been coded correctly.

ORA-29860: cannot truncate a table with domain indexes marked LOADING

Cause: The table has domain indexes defined on it that are marked LOADING.

Action: Wait to see if the ongoing index DDL ends and the index state changes from LOADING state. Else ,drop the domain indexes marked as LOADING with the FORCE option.

ORA-29861: domain index is marked LOADING/FAILED/UNUSABLE

Cause: An attempt has been made to access a domain index that is being built or is marked failed by an unsuccessful DDL or is marked unusable by a DDL operation.

Action: Wait if the specified index is marked LOADING Drop the specified index if it is marked FAILED Drop or rebuild the specified index if it is marked UNUSABLE.

ORA-29862: cannot specify FORCE option for dropping non-domain index

Cause: A DROP INDEX FORCE was issued for a non-domain index.

Action: Reissue the command without the FORCE option.

ORA-29863: warning in the execution of ODCIINDEXCREATE routine

Cause: A warning was returned from the ODCIIndexCreate routine.

Action: Check to see if the routine has been coded correctly Check user specified log tables for greater detail.

ORA-29864: analyzing domain indexes marked LOADING/FAILED not supported

Cause: Tried to analyze a domain index which was marked as LOADING or FAILED.

Action: If the index was marked LOADING, wait till it is marked valid before retrying the analyze. If index was marked FAILED, drop it OR rebuild it and retry the analyze.

ORA-29865: indextype is invalid

Cause: The indextype is invalid.

Action: Drop and recreate the indextype.

ORA-29866: cannot create domain index on a column of index-organized table

Cause: Tried to create a domain index on a column of an index-organized table.

Action: Do not attempt to create a domain index on columns of an index-organized table.

ORA-29867: cannot create a domain index on a LONG column

Cause: The user attempted to create a domain index on a column of LONG datatype.

Action: Do not create a domain index on a LONG column.

ORA-29868: cannot issue DDL on a domain index marked as LOADING

Cause: Tried to issue a DROP/ALTER/TRUNCATE on a domain index in a LOADING state.

Action: Wait till the index operation completes OR issue a DROP INDEX FORCE to drop the index.

ORA-29869: cannot issue ALTER without REBUILD on a domain index marked FAILED

Cause: Tried to issue a DROP/ALTER on a domain index in a FAILED state.

Action: Truncate the table to mark the index as valid OR do ALTER INDEX REBUILD to rebuild the index.

ORA-29870: specified options are only valid for altering a domain index

Cause: Specified the ONLINE or PARAMETERS clause with a non-domain index.

Action: Reissue the statement with the correct syntax for alter.

ORA-29871: invalid alter option for a domain index

Cause: The user specified an invalid option for altering a domain index.

Action: Reissue the alter statement with a valid option.

ORA-29872: parameters clause cannot be combined with the specified options

Cause: The user combined PARAMETERS clause with other alter index options.

Action: Reissue the statement with the correct syntax for alter.

ORA-29873: warning in the execution of ODCIINDEXDROP routine

Cause: A warning was returned from the ODCIIndexDrop routine.

Action: Check to see if the routine has been coded correctly Check the user defined warning log tables for greater details.

ORA-29874: warning in the execution of ODCIINDEXALTER routine

Cause: A warning was returned from the ODCIIndexAlter routine.

Action: Check to see if the routine has been coded correctly Check the user defined warning log tables for greater details.

ORA-29875: failed in the execution of the ODCIINDEXINSERT routine

Cause: Failed to successfully execute the ODCIIndexInsert routine.

Action: Check to see if the routine has been coded correctly.

ORA-29876: failed in the execution of the ODCIINDEXDELETE routine

Cause: Failed to successfully execute the ODCIIndexDelete routine.

Action: Check to see if the routine has been coded correctly.

ORA-29877: failed in the execution of the ODCIINDEXUPDATE routine

Cause: Failed to successfully execute the ODCIIndexUpdate routine.

Action: Check to see if the routine has been coded correctly.

ORA-29878: warning in the execution of ODCIINDEXTRUNCATE routine

Cause: A warning was returned from the ODCIIndexTruncate routine.

Action: Check to see if the routine has been coded correctly Check the user defined warning log tables for greater details.

ORA-29879: cannot create multiple domain indexes on a column list using same indextype

Cause: An attempt was made to define multiple domain indexes on the same column list using identical indextypes.

Action: Check to see if a different indextype can be used or if the index can be defined on another column list.

ORA-29880: such column list already indexed using another domain index and indextype

Cause: An attempt was made to create multiple domain indexes on a column list using indextypes which do not have disjoint operators.

Action: Check to see if the operator sets for the indextypes can be made disjoint.

ORA-29881: failed to validate indextype

Cause: Indextype cannot be compiled.

Action: Try to compile the indextype which is referenced by the domain index.

ORA-29882: insufficient privileges to execute indextype

Cause: User does not have privileges to execute the indextype.

Action: The owner of the indextype must grant appropriate privileges to the user.

ORA-29883: cannot create a domain index on column expressions

Cause: User specified an expression in the column list.

Action: Specify only simple columns in the column list for domain index.

ORA-29884: domain index is defined on the column to be dropped

Cause: An ALTER TABLE DROP COLUMN was issued on a column on which a domain index exists.

Action: Drop the domain index before attempting to drop the column.

ORA-29885: domain index is defined on the column to be modified

Cause: An ALTER TABLE MODIFY COLUMN was issued on a column on which a domain index exists.

Action: Drop the domain index before attempting to modify the column.

ORA-29886: feature not supported for domain indexes

Cause: Feature is not supported for domain indexes.

Action: No action required.

ORA-29887: cannot support row movement if domain index defined on table

Cause: An ALTER TABLE ENABLE ROW MOVEMENT was issued on a table which has a domain index defined on it.

Action: Drop the domain index if you want to enable row movement and then reissue the command.

ORA-29888: cannot create domain index on a table with row movement enabled

Cause: A create domain index statement was issued on a table that has row movement enabled.

Action: Disable the row movement in the table and then reissue the create domain index statement.

ORA-29890: specified primary operator does not have an index context

Cause: The primary operator does not have an index and scan contexts.

Action: Create the primary operator with a context clause.

ORA-29892: indextypes with array DML do not support the given data type

Cause: The user specified a REF or a LONG datatype which is not supported in CREATE/ALTER INDEXTYPE WITH ARRAY DML (DATA_TYPE, VARRAY_TYPE).

Action: Reissue the CREATE/ALTER INDEXTYPE statement without the REF or LONG datatype.

ORA-29893: indextypes without column data do not need the given data type

Cause: WITH ARRAY DML (DATA_TYPE, VARRAY_TYPE) option and WITHOUT COLUMN DATA option conflicted in an alter indextype statement

Action: Reissue the ALTER INDEXTYPE statement without the conflict.

ORA-29894: base or varray datatype does not exist

Cause: One of the base and varray datatypes specified in WITH ARRAY DML (DATA_TYPE, VARRAY_TYPE) clause could not be found.

Action: Check to see if the datatype exists and the user has EXECUTE privilege on this datatype.

ORA-29895: duplicate base datatype specified

Cause: User attempted to add a base datatype to an indextype with ARRAY DML which is already supported by the indextype

Action: Remove the duplicate base datatype and retry the command

ORA-29896: Length of PARAMETER string longer than *string* characters

Cause: An attempt was made to specify a parameter value that is longer than the allowed maximum.

Action: Reduce the parameter value length.

ORA-29897: invalid domain index "*string*" found on the same column

Cause: An attempt was made to create a domain index on the same column where an invalid domain index exists.

Action: Drop the invalid index and reissue the CREATE INDEX statement.

ORA-29900: operator binding does not exist

Cause: There is no binding for the current usage of the operator.

Action: Change the operator arguments to match any of the existing bindings or add a new binding to the operator.

ORA-29901: function underlying operator binding does not exist

Cause: The function underlying the operator binding does not exist.

Action: Ensure that the function corresponding to the operator invocation exists.

ORA-29902: error in executing ODCIIndexStart() routine

Cause: The execution of ODCIIndexStart routine caused an error.

Action: Examine the error messages produced by the indextype code and take appropriate action.

ORA-29903: error in executing ODCIIndexFetch() routine

Cause: The execution of ODCIIndexFetch routine caused an error.

Action: Examine the error messages produced by the indextype code and take appropriate action.

ORA-29904: error in executing ODCIIndexClose() routine

Cause: The execution of ODCIIndexClose routine caused an error.

Action: Examine the error messages produced by the indextype code and take appropriate action.

ORA-29905: method *string* does not exist in type *string.string*

Cause: A required method with the required signature does not exist in the specified type.

Action: Add the required method to the type.

ORA-29906: indextype *string.string* does not exist

Cause: The indextype does not exist.

Action: Create the indextype.

ORA-29907: found duplicate labels in primary invocations

Cause: There are multiple primary invocations of operators with the same number as the label.

Action: Use distinct labels in primary invocations.

ORA-29908: missing primary invocation for ancillary operator

Cause: The primary invocation corresponding to an ancillary operator is missing.

Action: Add the primary invocation with the same label as the ancillary operator.

ORA-29909: label for the ancillary operator is not a literal number

Cause: The label used for invoking the ancillary operator is not a literal number.

Action: Use a literal number as the label.

ORA-29910: invalid callback operation

Cause: Encountered an invalid callback operation.

Action: Ensure that all the callbacks executed from callouts are valid in the statement context.

ORA-29911: null scan context returned by ODCIIndexStart() routine

Cause: The ODCIIndexStart() routine returned a null scan context

Action: Ensure that the ODCIIndexStart() routine returns a non-null scan context.

ORA-29913: error in executing *string* callout

Cause: The execution of the specified callout caused an error.

Action: Examine the error messages take appropriate action.

ORA-29914: ODCIGETINTERFACES routine does not return required stream version

Cause: The ODCIObjectList returned by the ODCIGetInterfaces routine does not contain the required stream version for external tables.

Action: Ensure that the ODCIGetInterfaces routine returns the required stream version.

ORA-29915: cannot select FOR UPDATE from collection operand

Cause: Collection operands cannot be updated

Action: Remove FOR UPDATE clause

ORA-29917: cannot lock a table which gets its rows from a collection operand

Cause: Tables which gets its rows from a collection operand cannot be locked

Action: Don't lock the table

ORA-29918: cannot create domain indexes on temporary tables

Cause: An attempt was made to create a domain index on a temporary table

Action: Either create another type of index on the temporary table or change the table from temporary to a permanent table

ORA-29919: failed in the execution of the ODCIINDEXUPDPARTMETADATA routine

Cause: Failed to successfully execute the ODCIINDEXUPDPARTMETADATA routine.

Action: Check to see if the routine has been coded correctly.

ORA-29920: failed in the partition maintenance operation of secondary table

Cause: Failed to successfully execute the partition maintenance operation of a secondary table in system managed domain index.

Action: Check to see if the partition of a secondary table exists.

ORA-29921: Ancillary operator not supported with set view query block

Cause: Outer view query block contains ancillary operator and view query block contains union all.

Action: Define the union-all view query to contain the primary and ancillary query terms. i.e. have the operators within the view definition rather than in the query outside the view.

ORA-29922: Invalid rowid returned by the user-defined query methods

Cause: An invalid row identifier was returned by the user-defined query methods.

Action: Check the implementation of the indextype methods to make sure that the index creation and query methods are correct.

ORA-29925: cannot execute *string*

Cause: The specified function does not exist or does not have an appropriate signature.

Action: Implement the function with the appropriate signature.

ORA-29926: association already defined for the object

Cause: The object for which the association is being defined, already has a statistics type associated with it.

Action: Disassociate the object and then associate the object.

ORA-29927: error in executing the ODCIStatsCollect / ODCIStatsDelete routine

Cause: The ODCIStatsCollect / ODCIStatsDelete function is causing an error.

Action: Check the ODCIStatsCollect / ODCIStatsDelete function.

ORA-29928: duplicate default selectivity specified

Cause: The keyword DEFAULT SELECTIVITY can only be specified once.

Action: Remove the duplicate keyword.

ORA-29929: missing SCAN Keyword

Cause: The scan context is not specified.

Action: Supply the SCAN keyword.

ORA-29930: COMPUTE ANCILLARY DATA specified without the INDEX CONTEXT clause

Cause: The COMPUTE ANCILLARY DATA option was specified without the WITH INDEX CONTEXT clause.

Action: Specify the WITH INDEX CONTEXT option.

ORA-29931: specified association does not exist

Cause: One or more of the object(s) that have been specified to be disassociated, do not have an association defined for them.

Action: Verify the objects which have an association defined and issue the disassociate command again.

ORA-29932: the type being dropped is a statistics type

Cause: Some objects have defined their statistics methods in the type being dropped.

Action: First drop the relevant associations using the DISASSOCIATE command and then retry the DROP command, or use the FORCE option with DROP TYPE command.

ORA-29933: object being disassociated has some user defined statistics stored

Cause: There are some user defined statistics collected for the object being disassociated.

Action: First delete the user defined statistics and then reissue the DISASSOCIATE command or specify the FORCE option with DISASSOCIATE.

ORA-29934: index specified for association is not a domain index

Cause: The user issued an ASSOCIATE STATISTICS command with an index which is not a domain index.

Action: Issue an ASSOCIATE STATISTICS WITH INDEXES command on a domain index only

ORA-29935: missing FROM keyword

Cause: The keyword FROM is missing.

Action: Specify the FROM keyword or check the SQL statement.

ORA-29936: NULL association is allowed only with a column or an index

Cause: User tried to use the ASSOCIATE command with a schema object other than a column or an index

Action: Specify the NULL clause only with a column or an index

ORA-29937: domain index cannot be system-managed

Cause: An ASSOCIATE STATISTICS command was issued with a domain index which is system-managed.

Action: Check to see if the domain index has been implemented with system-managed storage tables. To associate statistics with a system-managed domain index, issue ASSOCIATE STATISTICS command with the indextype of this domain index.

ORA-29938: both indextype and statistics type should be system-managed

Cause: Either an ASSOCIATE STATISTICS WITH SYSTEM MANAGED STORAGE TABLES command was issued with an indextype which is not system-managed, or an ASSOCIATE STATISTICS command was issued with an indextype which is system-managed.

Action: Check to see if both indextype and statistics type are implemented with system-managed storage tables.

ORA-29939: could not implicitly transform user-managed domain index to system-managed domain index

Cause: Implicit validation of a user-managed domain index with a system-managed indextype failed.

Action: Issue an ALTER INDEX COMPILE command on the domain index.

ORA-29940: User-managed domain indexes are not allowed on interval-partitioned tables.

Cause: An attempt was made to create a local user-managed domain index on an interval-partitioned table.

Action: Convert the underlying index type to system-managed.

ORA-29941: Cannot convert a table with user-managed local domain indexes to interval partitioning.

Cause: An attempt was made to convert a range-partitioned table with local user-managed domain indexes to interval partitioning.

Action: Either convert the underlying index type to system-managed or drop the local user-managed domain index before converting the table to interval partitioning.

ORA-29950: warning in the execution of ODCIINDEXMERGEPARTITION routine

Cause: A warning was returned from the ODCIIndexMergePartition routine.

Action: Check to see if the routine has been coded correctly Check user specified log tables for greater detail.

ORA-29951: warning in the execution of ODCIINDEXSPLITPARTITION routine

Cause: A warning was returned from the ODCIIndexSplitPartition routine.

Action: Check to see if the routine has been coded correctly Check user specified log tables for greater detail.

ORA-29952: cannot issue DDL on a domain index partition marked as LOADING

Cause: Tried to issue a DROP/ALTER/TRUNCATE on a domain index partition in a LOADING state.

Action: Wait till the index partition operation completes OR issue a DROP INDEX FORCE to drop the index OR issue a ALTER TABLE DROP PARTITION to drop the partition.

ORA-29953: cannot issue DDL on a domain index partition marked as FAILED

Cause: Tried to issue a DROP/ALTER on a domain index partition in a FAILED state.

Action: do ALTER INDEX REBUILD PARTITION to rebuild the index partition OR ALTER TABLE TRUNCATE PARTITION to mark the index partition as valid.

ORA-29954: domain index partition is marked LOADING/FAILED/UNUSABLE

Cause: An attempt has been made to access a domain index that is being built or is marked failed by an unsuccessful DDL or is marked unusable by a DDL operation.

Action: Wait if the specified index partition is marked LOADING Rebuild the specified index partition if it is marked FAILED or UNUSABLE.

ORA-29955: error occurred in the execution of ODCIINDEXEXCHANGEPARTITION routine

Cause: Failed to successfully execute the ODCIIndexExchangePartition routine.

Action: Check to see if the routine has been coded correctly.

ORA-29956: warning in the execution of ODCIINDEXEXCHANGEPARTITION routine

Cause: A warning was returned from the ODCIIndexExchangePartition routine.

Action: Check to see if the routine has been coded correctly Check user specified log tables for greater detail.

ORA-29957: cannot create a function-based domain index on a *string* table

Cause: User specified an unsupported create function-based domain index statement.

Action: Issue the create function-based domain index statement only on supported types of tables.

ORA-29958: fatal error occurred in the execution of ODCIINDEXCREATE routine

Cause: Failed to successfully execute the ODCIIndexCreate routine.

Action: Check to see if the routine has been coded correctly.

ORA-29959: error in the execution of the *string* routine for one or more of the index partitions

Cause: An error occurred during execution of the routine for one or more of the index partitions

Action: Check the *_IND_PARTITIONS view to see which partitions are marked FAILED. Rebuild or Truncate the FAILED index partitions

ORA-29960: line *string*, *string*

Cause: The ODCIIndex DDL routine has put a warning message into table SYS.ODCI_WARNINGS\$

Action: Check the warning message

ORA-29961: too many warnings occurred in the execution of ODCIIndex DDL routine

Cause: The number of warnings during the ODCIIndex DDL routine is too high.

Action: Query table SYS.ODCI_WARNINGS\$ to get more warning messages

ORA-29962: fatal error occurred in the execution of ODCIINDEXALTER routine

Cause: Failed to successfully execute the ODCIIndexAlter routine.

Action: Check to see if the routine has been coded correctly.

ORA-29963: missing BINDING keyword

Cause: Keyword BINDING is expected .

Action: Specify the BINDING keyword or check the SQL statement.

ORA-29964: missing ADD or DROP keyword

Cause: One of the keywords ADD or DROP is expected.

Action: Specify the ADD or DROP keyword or check the SQL statement.

ORA-29965: The specified binding does not exist

Cause: The binding specified in the DROP BINDING clause is not a valid binding for this operator.

Action: Specify an existing binding for this op in DROP BINDING clause.

ORA-29966: The only binding of an operator cannot be dropped

Cause: This operator only has one binding. It cannot be dropped using Alter Operator Drop Binding.

Action: If you wish to drop the entire operator, call Drop Operator.

ORA-29967: Cannot drop an operator binding with dependent objects

Cause: The operator binding that is being dropped has dependent objects.

Action: Either drop the dependent objects first and then issue the ALTER OPERATOR DROP BINDING command or specify the FORCE option with ALTER OPERATOR DROP BINDING.

ORA-29968: No primary operator bindings found for ancillary binding #string

Cause: At least one ancillary binding of the specified operator could not be validated because all of its associated primary operator bindings have been dropped.

Action: Either drop the ancillary binding whose primary operators are missing, or drop the entire operator, if this is the only binding. This binding cannot be re-validated.

ORA-29970: Specified registration id does not exist

Cause: An incorrect regid value was passed to dbms_chnf procedure.

Action: pass the correct regid value.

ORA-29971: Specified table name not found or does not have any registrations

Cause: The database could not locate the passed in table name

Action: Check the table name passed in.

ORA-29972: user does not have privilege to change/ create registration

Cause: User passed in an incorrect or someone else's regid/ handle.

Action: Check the passed in regid/ reg handle

ORA-29973: Unsupported query or operation during change notification registration

Cause: The user attempted to register an unsupported query type or an unsupported operation like a DML/DDI for change notification.

Action: Please check the statement being executed and refer to the documentation.

ORA-29974: Internal event for PL/SQL debugging

Cause: None

Action: None

ORA-29975: Cannot register a query in the middle of an active transaction

Cause: User tried to register a query within an uncommitted transaction.

Action: Commit the transaction and retry.

ORA-29976: Unsupported query for registration in guaranteed mode

Cause: An operator or expression in the query was incompatible with query registration in the guaranteed granularity mode.

Action: Check all expressions, clauses and operators in the query and refer to the documentation for supported query types. The application can reattempt the query registration in best effort mode.

ORA-29977: Unsupported column type for query registration in guaranteed mode

Cause: An attempt was made to register a query with an unsupported column type or too many columns.

Action: Examine all column datatypes in the expression and refer to the documentation for supported query types. The application can reattempt the query registration in best effort mode.

ORA-29978: Internal event for tracing Inband Notifications

Cause: None

Action: None

ORA-29979: unsupported row size for query result change notification

Cause: An attempt was made to register query result change notification (QRCN) on a table with more than 255 columns.

Action: Use object change notification (OCN) instead.

ORA-29981: Cannot register query: conflicting DDL in progress

Cause: A query registration was attempted while there was a concurrent DDL in progress.

Action: Retry the query registration.

ORA-29982: Table type not supported for query registration in guaranteed mode

Cause: The user attempted to register a query involving an unsupported table type.

Action: Examine all tables in the query registration and refer to the documentation for supported table types. The application can reattempt registration in best effort mode.

ORA-29983: Unsupported query for Continuous Query Notification

Cause: The query cannot be registered for Continuous Query Notification.

Action: The query has some constructs that make it incompatible with Continuous Query Notification like synonyms or views. Please check the documentation for complete list.

ORA-29984: Internal event to force CHNF registrations

Cause: None

Action: None

ORA-29985: Query Registration is only supported for automatic undo management

Cause: User is using manual undo management

Action: Switch to using automatic undo management

ORA-30000: missing either trim specification or char expression in TRIM

Cause: Since FROM is specified in TRIM function, either trim specification (TRAILING, LEADING, BOTH) or trim character or both must be specified.

Action: Add either trim specification (TRAILING, HEADING, BOTH) or trim character or both.

ORA-30001: trim set should have only one character

Cause: Trim set contains more or less than 1 character. This is not allowed in TRIM function.

Action: Change trim set to have only 1 character.

ORA-30002: SYS_CONNECT_BY_PATH function is not allowed here

Cause: SYS_CONNECT_BY_PATH function was called at places other than the SELECT list and ORDER BY clause.

Action: Remove calls to SYS_CONNECT_BY_PATH function at places other than the SELECT list and ORDER BY clause.

ORA-30003: illegal parameter in SYS_CONNECT_BY_PATH function

ORA-30004: when using SYS_CONNECT_BY_PATH function, cannot have separator as part of column value

Cause: A column value contained the string that the SYS_CONNECT_BY_PATH function was to use to separate column values.

Action: Specify another separator for the SYS_CONNECT_BY_PATH function to use which does not occur in any column value, then retry.

ORA-30005: missing or invalid WAIT interval

Cause: A non-zero integer must be specified for wait interval (in seconds) after the WAIT keyword.

Action: Correct the syntax and retry.

ORA-30006: resource busy; acquire with WAIT timeout expired

Cause: The requested resource is busy.

Action: Retry the operation later.

ORA-30007: CONNECT BY ROOT operator is not supported in the START WITH or in the CONNECT BY condition

Cause: An attempt was made to use CONNECT BY ROOT operator in the START WITH or in the CONNECT BY condition.

Action: Remove CONNECT BY ROOT operator from the START WITH or from the CONNECT BY condition.

ORA-30008: CONNECT BY clause must reference a PRIOR

Cause: A CONNECT BY clause did not include a predicate referencing a PRIOR so there was no condition connecting a parent row to its child row.

Action: Add a reference to a PRIOR in the CONNECT BY clause.

ORA-30009: Not enough memory for *string* operation

Cause: The memory size was not sufficient to process all the levels of the hierarchy specified by the query.

Action: In WORKAREA_SIZE_POLICY=AUTO mode, set PGA_AGGREGATE_TARGET to a reasonably larger value. Or, in WORKAREA_SIZE_POLICY=MANUAL mode, set SORT_AREA_SIZE to a reasonably larger value.

ORA-30010: Not enough I/O buffers for the sort operation

Cause: The sort was unable to allocate enough I/O buffers.

Action: Increase the amount of memory allowed for the sort or increase the maximum number of I/O buffers allowed in the system and retry the query.

ORA-30011: Error simulated: psite=*string*, ptype=*string*

Cause: error generated for testing purposes.

Action: None

ORA-30012: undo tablespace '*string*' does not exist or of wrong type

Cause: the specified undo tablespace does not exist or of the wrong type.

Action: Correct the tablespace name and reissue the statement.

ORA-30013: undo tablespace '*string*' is currently in use

Cause: the specified undo tablespace is currently used by another instance.

Action: Wait for the undo tablespace to become available or change to another name and reissue the statement.

ORA-30014: operation only supported in Automatic Undo Management mode

Cause: the operation is only supported in automatic undo mode.

Action: restart instance in Automatic Undo Management mode before retrying operation.

ORA-30015: previously offlined undo tablespace '*string*' is still pending

Cause: the current operation is not allowed because an undo tablespace containing active transactions is pending from a previous SWITCH UNDO operation. The operation will be allowed again after all transactions in the previous undo tablespace are committed.

Action: Wait for all previous transactions to commit before reissuing the current statement.

ORA-30016: undo tablespace '*string*' is already in use by this instance

Cause: the specified undo tablespace is currently used by this instance. The operation failed.

Action: If the specified undo tablespace name is wrong, reissue the statement with the correct name.

ORA-30017: segment '*string*' is not supported in *string* Undo Management mode

Cause: the type of the specified undo segment is incompatible with the current undo management mode of the instance.

Action: Check the undo segment name and the undo management mode and reissue statement if necessary.

ORA-30018: Create Rollback Segment failed, USN *string* is out of range

Cause: the system runs out of undo segment number. Too many undo segments exist.

Action: drop some of the unused undo segments and retry operation.

ORA-30019: Illegal rollback Segment operation in Automatic Undo mode

Cause: This operation only allowed in Manual Undo mode.

Action: restart instance in Manual Undo_Management mode and retry operation.

ORA-30021: Operation not allowed on undo tablespace

Cause: This operation is not allowed on undo tablespaces

Action: Check the tablespace name and reissue command if necessary

ORA-30022: Cannot create segments in undo tablespace

Cause: Cannot create segments in undo tablespace

Action: Check the tablespace name and reissue command

ORA-30023: Duplicate undo tablespace specification

Cause: Cannot create more than one undo tablespace during database creation

Action: Modify the command to contain only one undo tablespace

ORA-30024: Invalid specification for CREATE UNDO TABLESPACE

Cause: You have specified a clause that should not be used with CREATE UNDO TABLESPACE

Action: Drop the clause from the command and reissue it.

ORA-30025: DROP segment '*string*' (in undo tablespace) not allowed

Cause: Explicit DROP operation is not allowed on undo tablespace segments

Action: Check the undo segment name and reissue statement if necessary.

ORA-30026: Undo tablespace '*string*' has unexpired undo with *string*(sec) left, Undo_Retention=*string*(sec)

Cause: Tried to drop a tablespace that contains unexpired undo information

Action: lower setting of UNDO_RETENTION or wait a while before reissue command to drop undo tablespace

ORA-30027: Undo quota violation - failed to get *string* (bytes)

Cause: the amount of undo assigned to the consumer group of this session has been exceeded.

Action: ask DBA to increase undo quota, or wait until other transactions to commit before proceeding.

ORA-30029: no active undo tablespace assigned to instance

Cause: the current instance does not have an active undo tablespace assigned to execute transactions.

Action: ask DBA to create an undo tablespace, online the undo tablespace and then retry operation.

ORA-30030: suppress resumable related error message

Cause: none

Action: This event is to be used if the errors 30031 and 30032 wish to be suppressed.

ORA-30031: the suspended (resumable) statement has been aborted

Cause: DBA or the user aborted the execution of the suspended statement in the resumable session

Action: None

ORA-30032: the suspended (resumable) statement has timed out

Cause: A correctable error was signaled in the resumable session and the error was not cleared within the timeout interval.

Action: Fix the correctible error within the timeout. Default is 2 hours. Or increase the (resumable) timeout.

ORA-30033: Undo tablespace cannot be specified as default user tablespace

Cause: It is incorrect to specify undo tablespace as default user tablespace

Action: Check the tablespace name and reissue the command

ORA-30034: Undo tablespace cannot be specified as temporary tablespace

Cause: Undo tablespace cannot be specified as default temporary tablespace for the user

Action: Check the tablespace name and reissue the command

ORA-30035: Undo tablespace cannot be specified as default temporary tablespace

Cause: Undo tablespace cannot be specified as default temporary tablespace for the database

Action: Check the tablespace name and reissue the command

ORA-30036: unable to extend segment by *string* in undo tablespace '*string*'

Cause: the specified undo tablespace has no more space available.

Action: Add more space to the undo tablespace before retrying the operation. An alternative is to wait until active transactions to commit.

ORA-30037: Cannot perform parallel DML after a prior DML on the object

Cause: Attempt to perform parallel DML after another DML on the same object in the same transaction.

Action: Use bitmap segments to perform multiple (parallel) DML operations on the same object. Or commit before issueing the DML

ORA-30038: Cannot perform parallel insert on non-partitioned object

Cause: Attempt to perform parallel insert on a non-partitioned object after a previous DML on the object in the same transaction.

Action: Commit before issueing the insert.

ORA-30039: Cannot drop the undo tablespace

Cause: Cannot drop an undo tablespace that is in use

Action: Switch to a different undo tablespace and then try to drop

ORA-30040: Undo tablespace is offline

Cause: Cannot operate on an offlined undo tablespace

Action: Online the undo tablespace and redo the operation

ORA-30041: Cannot grant quota on the tablespace

Cause: User tried to grant quota on an undo or temporary tablespace

Action: Check the tablespace name and reissue the command

ORA-30042: Cannot offline the undo tablespace

Cause: Cannot offline an undo tablespace that is in use

Action: Switch to a different undo tablespace and then try to offline

ORA-30043: Invalid value '*string*' specified for parameter 'Undo_Management'

Cause: the specified undo management mode is invalid

Action: Correct the parameter value in the initialization file and retry the operation.

ORA-30044: 'Retention' can only specified for undo tablespace

Cause: An attempt was made to specify retention for a non-undo tablespace.

Action: Modify the CREATE TABLESPACE statement.

ORA-30045: No undo tablespace name specified

Cause: If Create Database has the datafile clause, then undo tablespace name has to be specified, unless using OMF.

Action: Specify the undo tablespace name.

ORA-30046: Undo tablespace *string* not found in control file.

Cause: The specified undo tablespace is not present in the control file.

Action: Modify the CREATE CONTROLFILE statement that created the current control file to include undo tablespace(s) and reissue the statement.

ORA-30051: VERSIONS clause not allowed here

Cause: A VERSIONS clause was specified when it was not allowed.

Action: Do not use the VERSIONS clause

ORA-30052: invalid lower limit snapshot expression

Cause: The lower limit snapshot expression was below the UNDO_RETENTION limit.

Action: Specify a valid lower limit snapshot expression.

ORA-30053: invalid upper limit snapshot expression

Cause: The upper limit snapshot expression is greater than the SQL statement read snapshot.

Action: Specify a valid upper limit snapshot expression.

ORA-30054: invalid upper limit snapshot expression

Cause: The upper limit snapshot expression is less than the lower limit snapshot expression.

Action: Specify a valid upper limit snapshot expression.

ORA-30055: NULL snapshot expression not allowed here

Cause: The snapshot expression is NULL.

Action: Specify a non-NULL snapshot expression.

ORA-30063: Internal Event to Test NTP

Cause: none

Action: None

ORA-30067: Internal Event to turn on nested debugging info

Cause: none

Action: None

ORA-30068: Internal Event to turn on nested

Cause: none

Action: None

ORA-30071: conversion between datetime/interval and string fail

Cause: An error occurs during a conversion between datetime/interval and string data type due to one of the following reasons: - The buffer is too short to hold the result. - The format string is bad.

Action: n/a

ORA-30072: invalid time zone value

Cause: The value specified for the time zone string, which appears in ALTER SESSION statement, environment variable ORA_SDTZ, or a datetime factor, is not valid.

Action: n/a

ORA-30073: invalid adjustment value

Cause: The value is none of the followings: 'ADJUST', 'NO_ADJUST', 'ANSI_DATE', 'ADJUST_WITH_ANSI_DATE'. 'NO_ADJUST' is the default value.

Action: set it to one of the three values

ORA-30074: GLOBAL partitioned index on TIME/TIMESTAMP WITH TIME ZONE not allowed

Cause: try to GLOBAL partitioned index on TIME/TIMESTAMP WITH TIME ZONE.

Action: Do not GLOBAL partitioned index on TIME/TIMESTAMP WITH TIME ZONE.

ORA-30075: TIME/TIMESTAMP WITH TIME ZONE literal must be specified in CHECK constraint

Cause: User is trying to create a constraint on a time or timestamp with or without time zone column without explicitly specifying the time zone.

Action: Use time or timestamp with time zone literals only.

ORA-30076: invalid extract field for extract source

Cause: The extract source does not contain the specified extract field.

Action: n/a

ORA-30077: illegal casting between specified datetime types

Cause: Cannot cast between the specified datetime types.

Action: n/a

ORA-30078: partition bound must be TIME/TIMESTAMP WITH TIME ZONE literals

Cause: An attempt was made to use a time/timestamp expression whose format does not explicitly have time zone on a TIME/TIMESTAMP or TIME/TIMESTAMP WITH TIME ZONE column.

Action: Explicitly use TIME/TIMESTAMP WITH TIME ZONE literal.

ORA-30079: cannot alter database timezone when database has TIMESTAMP WITH LOCAL TIME ZONE columns

Cause: An attempt was made to alter database timezone with TIMESTAMP WITH LOCAL TIME ZONE column in the database.

Action: Either do not alter database timezone or first drop all the TIMESTAMP WITH LOCAL TIME ZONE columns.

ORA-30081: invalid data type for datetime/interval arithmetic

Cause: The data types of the operands are not valid for datetime/interval arithmetic.

Action: n/a

ORA-30082: datetime/interval column to be modified must be empty to decrease fractional second or leading field precision

Cause: datetime/interval column with existing data is being modified to decrease fractional second or leading field precisions.

Action: Such columns are only allowed to increase the precisions.

ORA-30083: syntax error was found in interval value expression

Cause: A syntax error was found during parsing an interval value value expression.

Action: Correct the syntax.

ORA-30084: invalid data type for datetime primary with time zone modifier

Cause: When a time zone modifier is specified, the data type of datetime primary must be one of the following: TIME, TIME WITH TIME ZONE, TIMESTAMP, TIMESTAMP WITH TIME ZONE.

Action: n/a

ORA-30085: syntax error was found in overlaps predicate

Cause: A syntax error was found during parsing an overlaps predicate.

Action: Correct the syntax.

ORA-30086: interval year-month result not allowed for datetime subtraction

Cause: An attempt was made to specify interval year to month as the result of datetime subtraction.

Action: This is not allowed currently due to unclear specification in SQL Standards for this interval type. Change the interval type to interval day to second and resubmit statement.

ORA-30087: Adding two datetime values is not allowed

Cause: An attempt was made to add two datetime values.

Action: This addition is not allowed.

ORA-30088: datetime/interval precision is out of range

Cause: The specified datetime/interval precision was not between 0 and 9.

Action: Use a value between 0 and 9 for datetime/interval precision.

ORA-30089: missing or invalid *datetime field*

Cause: A *datetime field* (YEAR, MONTH, DAY, HOUR, MINUTE, SECOND) is expected but not found, or a *datetime field* specified the *end field* in an *interval qualifier* is more significant than its *start field*.

Action: n/a

ORA-30091: secondary translation table not loaded

Cause: The secondary translation table for DST patching on TSTZ data was not loaded.

Action: Load the secondary translation table.

ORA-30092: function not allowed at this stage of DST upgrade process

Cause: Query included a function that is not allowed in the current state of DST upgrade process.

Action: This function is not allowed at the current stage of DST upgrade.

ORA-30093: function not allowed until the database is restarted

Cause: Query included a function that is not allowed until the database is restarted.

Action: Shut down and restart the database.

ORA-30094: failed to find the time zone data file for version *string* in \$ORACLE_HOME/oracore/zoneinfo

Cause: There was no corresponding time zone data file in \$ORACLE_HOME/oracore/zoneinfo for the input time zone version.

Action: None

ORA-30100: internal error [*number*]

Cause: An internal error has occurred.

Action: Contact Oracle Worldwide Support and report the error.

ORA-30101: unknown parameter name '*string*'

Cause: You have misspelled the parameter name.

Action: Spell the parameter name correctly.

ORA-30102: '*string*' is not in the legal range for '*string*'

Cause: The value of the parameter is not within the legal range.

Action: Refer to the manual for the allowable values for this parameter.

ORA-30103: '*string*' contains an illegal integer radix for '*string*'

Cause: An illegal integer radix specification was found.

Action: Only 'd', 'h', 'D', and 'H' may be used as radix specifications.

ORA-30104: '*string*' is not a legal integer for '*string*'

Cause: The value is not a valid integer.

Action: Specify only valid integers for this parameter.

ORA-30105: '*string*' is not a legal boolean for '*string*'

Cause: The value is not a valid boolean.

Action: Refer to the manual for allowable boolean values.

ORA-30106: reserved for future use

Cause: None.

Action: None

ORA-30107: parameter name abbreviation '*string*' is not unique

Cause: The abbreviation given was not unique.

Action: Use a longer abbreviation to make the parameter name unique.

ORA-30108: invalid positional parameter value '*string*'

Cause: An invalid positional parameter value has been entered.

Action: Remove the invalid positional parameter.

ORA-30109: could not open parameter file '*string*'

Cause: The parameter file does not exist.

Action: Create an appropriate parameter file.

ORA-30110: syntax error at '*string*'

Cause: A syntax error was detected.

Action: Change the input so that the correct syntax is used.

ORA-30111: no closing quote for value '*string*'

Cause: A quoted string was begun but not finished.

Action: Put a closing quote in the proper location.

ORA-30112: multiple values not allowed for parameter '*string*'

Cause: You attempted to specify multiple values for a parameter which can take only one value.

Action: Do not specify more than one value for this parameter.

ORA-30113: error when processing file '*string*'

Cause: A problem occurred when processing this file.

Action: Examine the additional error messages and correct the problem.

ORA-30114: error when processing from command line

Cause: A problem occurred when processing the command line.

Action: Examine the additional error messages and correct the problem.

ORA-30115: error when processing an environment variable

Cause: A problem occurred when processing an environment variable.

Action: Examine the additional error messages and correct the problem.

ORA-30116: syntax error at '*string*' following '*string*'

Cause: A syntax error was detected.

Action: Change the input so that the correct syntax is used.

ORA-30117: syntax error at '*string*' at the start of input

Cause: A syntax error was detected.

Action: Change the input so that the correct syntax is used.

ORA-30118: syntax error at '*string*' at the end of input

Cause: A syntax error was detected.

Action: Change the input so that the correct syntax is used.

ORA-30119: unable to obtain a valid value for '*string*'

Cause: No valid value was obtained for this parameter.

Action: Rerun the application and enter a valid value.

ORA-30120: '*string*' is not a legal oracle number for '*string*'

Cause: The value is not a valid oracle number.

Action: Refer to the manual for allowable oracle number values.

ORA-30121: 'string' is not an allowable value for 'string'

Cause: The value is not a legal value for this parameter.

Action: Refer to the manual for allowable values.

ORA-30122: value 'string' for 'string' must be between 'number' and 'number'

Cause: The value of the parameter is not within the legal range.

Action: Specify a value that is within the legal range.

ORA-30129: invalid function argument received

Cause: A function received an invalid argument

Action: Check function calls, make sure correct arguments are being passed.

ORA-30130: invalid parameter key type received

Cause: A function received an invalid parameter key type

Action: Check parameter key types in function calls

ORA-30131: number of keys being set exceeds allocation

Cause: Number of parameter keys being set exceeds allocation

Action: Reduce the number of keys being set or increase allocation

ORA-30132: invalid key index supplied

Cause: The key index specified was not within bounds

Action: Change key index to ensure it lies within bounds

ORA-30133: reserved for future use

Cause: None.

Action: None

ORA-30134: reserved for future use

Cause: None.

Action: None

ORA-30135: OCI Thread operation fails

Cause: An OCI Thread function call has failed.

Action: Check the function call to make sure that the correct parameters are being passed and take the appropriate action.

ORA-30136: Drop-in compatibility is not supported for this application

Cause: The current application is statically linked with defopt.o from an older release, which is incompatible with the current client shared library.

Action: 1) Relink the application against the new release of the client library; or 2) Relink the application against the older release of the client library without statically linking defopt.o.

ORA-30150: Invalid argument passed to OCIFile function

Cause: An invalid argument is passed to the OCIFile function. The most common cause is that a NULL pointer is passed where a non-NULL pointer is expected.

Action: Make sure that the values passed as arguments are valid. Esp check for NULL pointers.

ORA-30151: File already exists

Cause: Tried to open a file with OCI_FILE_EXCL flag and the file already exists.

Action: OCIFile is supposed throw this exception in this case.

ORA-30152: File does not exist

Cause: The OCIFile function requires the file to exist, but it does not.

Action: Make sure that the file exists.

ORA-30153: An invalid File Object is passed to the OCIFile function

Cause: An invalid File Object is passed to the OCIFile function.

Action: Make sure that the file object is a valid one. Create a new file object by calling OCIFileOpen if needed.

ORA-30154: The memory address given as buffer for OCIFileRead/Write is invalid

Cause: An invalid memory address is given as the buffer pointer for OCIFileRead/Write.

Action: Make sure that the required memory is allocated and pass a valid memory address as buffer pointer.

ORA-30155: An I/O Error occured during an OCIFile function call

Cause: An I/O error occurred at the system level.

Action: This is a system error and the action will depnd on the error.

ORA-30156: Out of disk space

Cause: The disks associated with the underlying file system are full.

Action: Create more disk space.

ORA-30157: An invalid argument was given to operating system call

Cause: The OS call was called with an invalid argument.

Action: Check the values passed. If unsuccessful to solve the problem contact ORACLE support.

ORA-30158: The OCIFileWrite causes the file to exceed the maximum allowed size

Cause: There is no space to write to the file. Its size is at the maximum limit.

Action: Up to the user.

ORA-30159: OCIFileOpen: Cannot create the file or cannot open in the requested mode

Cause: The create flag was specified in OCIFileOpen such that the file was to be created. But unable to do so. Or the file already exists and the permissions on it doesn't allow the file to be opened in in the requested open mode

Action: Check whether the user has permissions to create the specified file or if the file exists whether the permissions on it allow the requested open mode.

ORA-30160: Unable to access the file

Cause: The function was unable to access the existing the file.

Action: Check if the user has the required permissions on the file.

ORA-30161: A system error occurred during the OCIFile function call

Cause: A system error occured while executing the OCIFile function.

Action: Depend on the error.

ORA-30162: The OCIFile context is not initialized

Cause: The function OCIFileInit need to be called before calling any other OCIFile function to initialize the OCIFile context.

Action: Call the function OCIFileInit need to be called before calling any other OCIFile function.

ORA-30163: The thread safety initialization failed

Cause: The call to SlgInit failed in OCIFileInit.

Action: Contact support

ORA-30175: invalid type given for an argument

Cause: There is an argument with an invalid type in the argument list.

Action: Use the correct type wrapper for the argument.

ORA-30176: invalid format code used in the format string

Cause: There is an invalid format code in the format string.

Action: Replace the invalid format code with a valid one.

ORA-30177: invalid flag used in a format specification

Cause: There is an invalid flag in a format specification.

Action: Replace the invalid flag with a valid one.

ORA-30178: duplicate flag used in a format specification

Cause: There is a duplicate flag in a format specification.

Action: Remove the duplicate flag.

ORA-30179: invalid argument index used in a format code

Cause: Zero or negative argument index or index not following (."

Action: Replace the invalid argument index with a valid one.

ORA-30180: argument index is too large

Cause: An argument index exceeds actual number of arguments supplied.

Action: Fix format string or pass additional arguments.

ORA-30181: integer in argument index is not immediately followed by)

Cause: Missing closing parenthesis in argument index.

Action: Fix the format specification.

ORA-30182: invalid precision specifier

Cause: Period in format specification not followed by valid format.

Action: Replace the invalid precision specifier with a valid one.

ORA-30183: invalid field width specifier

Cause: Invalid field width supplied.

Action: Replace the invalid field width with a valid one.

ORA-30184: argument type not compatible with a format code

Cause: Bad argument type given for a format code.

Action: Make format and arguments be compatible.

ORA-30185: output too large to fit in the buffer

Cause: The buffer is not large enough to hold the entire output string.

Action: Fix the buffer size and length passed in.

ORA-30186: " must be followed by four hexadecimal characters or another "

Cause: In the argument of SQL function UNISTR, a " must be followed by four hexadecimal characters or another "

Action: Fix the string format

ORA-30187: Permission denied for 'string' to access procedure GET_KEY.

Cause: The client was unauthorized to invoke the procedure DBMS_INTERNAL_CLKM.GET_KEY.

Action: DBMS_INTERNAL_CLKM.GET_KEY is an Oracle GoldenGate feature and can only be accessed by Oracle GoldenGate.

ORA-30188: reserved for future use

Cause: None.

Action: None

ORA-30189: reserved for future use

Cause: None.

Action: None

ORA-30190: reserved for future use

Cause: None.

Action: None

ORA-30191: missing argument list

Cause: No argument list supplied.

Action: Modify the argument list to have at least OCIFormatEnd in it.

ORA-30192: OGG Service URI: string failed to string process: string name: string - OGG message: string

Cause: Oracle GoldenGate (OGG) AdminService or DistributionService operation failed.

Action: Refer to the Oracle GoldenGate message for required action.

ORA-30193: OGG sharding function called in non-OGG sharding deployment

Cause: Internal error. An Oracle GoldenGate (OGG) specific sharding functionality was called in a non-Oracle GoldenGate sharding deployment.

Action: Contact Oracle Support Services.

ORA-30194: Invalid combination of OGG Sharding deployment parameters specified

Cause: The values specified for Oracle GoldenGate (OGG) sharding deployment parameters (number of shards, number of chunks, replication factor and distribution factor) were not compatible with each other.

Action: Ensure that the following invariants hold for each shardgroup: number of chunks >= number of shards number of shards >= replication factor distribution factor >= replication factor - 1

ORA-30195: OGG command payload contains invalid operation code *string*

Cause: Internal error. The payload for Oracle GoldenGate (OGG) command sent from the Sharding Catalog to the shard database contained invalid operation code.

Action: Contact Oracle Support Services.

ORA-30196: Sharding configuration parameter '*string*' is not set in the shard database.

Cause: Internal error. A database initialization parameter required by the shard database was not set during deployment.

Action: Contact Oracle Support Services.

ORA-30197: reserved for future use

Cause: None.

Action: None

ORA-30198: reserved for future use

Cause: None.

Action: None

ORA-30199: reserved for future use

Cause: None.

Action: None

ORA-30200: Wrong NLS item was passed into OCINlsGetInfo()

Cause: The item is not supported NLS item

Action: Correct the item number passed to OCINlsGetInfo().

ORA-30201: Unable to load NLS data object

Cause: It may be caused by invalid NLS environment setting

Action: Check your NLS environment setting such as ORA_NLS33

ORA-30202: NULL pointer to OCIMsggh was passed to OCIMsg function

Cause: The NULL pointer was passed.

Action: Check your value of OCIMsggh pointer.

ORA-30203: Cannot open message file

Cause: The message may not exist in your system.

Action: Check your message for the given product and facility.

ORA-30204: buffer is not large enough

Cause: The destination buffer is not large enough for storing converted data.

Action: Check the size of the destination buffer.

ORA-30205: invalid Character set

Cause: The specified character set is invalid.

Action: Check if the character set ID is valid.

ORA-30303: Internal error

ORA-30304: Internal error

ORA-30305: Debug mode

ORA-30306: Internal error

ORA-30307: Internal error

ORA-30308: Internal error

ORA-30331: summary does not exist

Cause: A non-existent summary name was specified.

Action: Check the spelling of the summary name.

ORA-30332: container table already in use by other summary

Cause: Another summary is already using this table as a container table.

Action: Select another table or materialized view as the container table for this summary.

ORA-30333: dimension does not exist

Cause: The dimension named in a dimension DDL statement does not exist.

Action: Check the spelling of the dimension name.

ORA-30334: illegal dimension level name

Cause: A level name in a dimension ddl statement did not conform to SQL identifier rules.

Action: Use a level name that begins with a letter, consists of only letters, digits, and underscores and contains no more than 30 characters.

ORA-30335: JOIN KEY clause references a level not in this hierarchy

Cause: The level name specified with the REFERENCES portion of a JOIN KEY clause in a dimension DDL statement does not reference a level in the hierarchy that contains the JOIN KEY clause. *Action: Check the spelling of the level name.

Action: n/a

ORA-30336: no child for specified JOIN KEY

Cause: The level specified in the REFERENCES portion of a JOIN KEY clause in a dimension DDL statement does not have a child level.

Action: Check the spelling of the level name referenced in the JOIN KEY clause. If the referenced level is the first level in the hierarchy, you need not and must not specify a JOIN KEY clause.

ORA-30337: multiple JOIN KEY clauses specified for the same parent level

Cause: Multiple JOIN KEY clauses were specified for a given parent level in a dimension hierarchy.

Action: Match up each JOIN KEY clause with the level it references in the hierarchy. Eliminate the redundant JOIN KEY clause.

ORA-30338: illegal dimension hierarchy name

Cause: An illegal dimension hierarchy name was specified in a dimension DDL statement.

Action: Make sure the name begins with a letter, contains only letters, digits and underscore and contains no more than 30 characters. If you qualify the name with the

owner name, make sure the owner name conforms with the requirements for an owner name on your system.

ORA-30339: illegal dimension attribute name

Cause: An illegal dimension attribute name was specified in a dimension DDL statement.

Action: Make sure the name begins with a letter, contains only letters, digits and underscore and contains no more than 30 characters. If you qualify the name with the owner name, make sure the owner name conforms with the requirements for an owner name on your system.

ORA-30340: illegal dimension name

Cause: An illegal dimension name was specified in a dimension DDL statement.

Action: Make sure the name begins with a letter, contains only letters, digits and underscore and contains no more than 30 characters. If you qualify the name with the owner name, make sure the owner name conforms with the requirements for an owner name on your system.

ORA-30341: dropped level has references

Cause: An attempt was made to drop a level using the default or RESTRICT option in a dimension while references to that level remain in the dimension. References can occur in hierarchies and attributes within the dimension.

Action: First remove any referenes to the level prior to dropping it, or specify the CASCADE option with the DROP LEVEL clause.

ORA-30342: referenced level is not defined in this dimension

Cause: A reference to a level not defined within the dimension was found.

Action: Check the spelling of the level name.

ORA-30343: level name is not unique within this dimension

Cause: Two or more levels were defined with the same name.

Action: Check the spelling of the level names.

ORA-30344: number of child cols different from number of parent level cols

Cause: The number of child columns specified in a JOIN KEY clause is not the same as the number of columns in the specified parent level.

Action: Check the child columns and the columns in the definition of the referenced parent level and correct the discrepancy.

ORA-30345: circular dimension hierarchy

Cause: A circularity was found the dimension hierarchy.

Action: Check the hierarchy for a level name that occurs more than once.

ORA-30346: hierarchy name must be unique within a dimension

Cause: The same name was used for more than one hierarchy in a dimension.

Action: Check the spelling of the hierarchy name.

ORA-30347: a table name is required to qualify the column specification

Cause: A table name was omitted in a column specification where where the column must be qualified by the table name.

Action: Qualify the column with the table name.

ORA-30348: ADD and DROP cannot both be specified

Cause: One or more ADD clauses were found in the same ALTER DIMENSION statement with one or more DROP clauses.

Action: Separate your ADD operations into one ALTER DIMENSION statement and your DROP operations into another.

ORA-30349: specified dimension hierarchy does not exist

Cause: A hierarchy name was encountered that is not defined within the dimension.

Action: Check the spelling of the hierarchy name.

ORA-30350: specified dimension attribute does not exist

Cause: An attribute name was encountered that is not defined within the dimension.

Action: Check the attribute name spelling.

ORA-30351: query rewrite does not currently support this expression

Cause: A complex expression was specified that is not currently supported by query rewrite.

Action: Reduce the complexity of the expression.

ORA-30352: inconsistent numeric precision or string length

Cause: The SELECT expression was of a different numeric precision or string length than the corresponding container column. Therefore, query rewrite cannot guarantee results that are identical to the results obtained with the un-rewritten query.

Action: Correct the precision or string length difference, specify the WITH REDUCED PRECISION option, or disable the REWRITE option on the materialized view.

ORA-30353: expression not supported for query rewrite

Cause: The SELECT clause referenced UID, USER, ROWNUM, SYSDATE, CURRENT_TIMESTAMP, MAXVALUE, a sequence number, a bind variable, correlation variable, a set result, a trigger return variable, a parallel table queue column, collection iterator, a non-deterministic date format token RR, etc.

Action: Remove the offending expression or disable the REWRITE option on the materialized view.

ORA-30354: Query rewrite not allowed on SYS relations

Cause: A SYS relation was referenced in the select clause for a materialized view with query rewrite enabled.

Action: Remove the reference to the SYS relation from the select clause or disable the REWRITE option on the materialized view.

ORA-30355: materialized view container does not exist

Cause: A DROP TABLE command was issued directly against the materialized view container table.

Action: Use the DROP MATERIALIZED VIEW command to clean up the residual meta data for the materialized view. Then use the CREATE MATERIALIZED VIEW statement to recreate the materialized view. Thereafter, use the DROP MATERIALIZED VIEW command rather than the DROP TABLE command to drop a materialized view.

ORA-30356: the specified refresh method is not supported in this context

Cause: The refresh method that was specified is not currently supported.

Action: Specify a different refresh method or change the context to enable support of the chosen refresh method.

ORA-30357: this PL/SQL function cannot be supported for query rewrite

Cause: The statement referenced a PL/SQL function that is not marked DETERMINISTIC.

Action: Perform one of the following actions: - Remove the use of the PL/SQL function. - Mark the PL/SQL function as DETERMINISTIC. - Disable the REWRITE option on the materialized view. The function should be marked DETERMINISTIC only if it always returns the same result value for any given set of input argument values, regardless of any database state or session state. Do not mark the function as DETERMINISTIC if it has any meaningful side-effects.

ORA-30358: summary and materialized view are not in same schema

Cause: An internal Oracle error occurred.

Action: Report the problem through your normal support channels.

ORA-30359: Query rewrite is not supported on SYS materialized views

Cause: An attempt was made to enable the REWRITE option on a materialized view in the SYS schema.

Action: Create the materialized view in a different schema or disable the REWRITE option.

ORA-30360: REF not supported with query rewrite

Cause: The statement contained a REF operator. Repeatable behavior cannot be guaranteed with the REF operator. Therefore, query rewrite cannot support the REF operator.

Action: Remove the reference to the REF operator or disable the REWRITE option on the materialized view.

ORA-30361: unrecognized string type

Cause: An internal Oracle error occurred.

Action: Report the problem through your normal support channels.

ORA-30362: dimension column cannot be a sequence

Cause: The dimension statement referenced a column that is a sequence.

Action: Remove the reference to the sequence.

ORA-30363: columns in a dimension column list must be in the same relation

Cause: The dimension statement contained a column list where the columns are not all from the same relation.

Action: Specify the list of columns using only columns from a single relation.

ORA-30364: this level has the same set of columns as another

Cause: The level definition contained the same set of columns as another level.

Action: Eliminate the redundant level definition.

ORA-30365: left relation in the JOIN KEY clause cannot be same as right

Cause: The relation of the child columns on the left side of the JOIN KEY clause was the same as that of the parent level on the right side.

Action: Remove the JOIN KEY clause. It is not required or allowed when the child and the parent are in the same relation.

ORA-30366: child JOIN KEY columns not in same relation as child level

Cause: The relation of the child columns on the left side of the JOIN KEY clause differed from that of that child level.

Action: Specify the correct child columns in the JOIN KEY clause.

ORA-30367: a JOIN KEY clause is required

Cause: A JOIN KEY clause was omitted in a dimension statement. A JOIN KEY clause is required when the child level and the parent level are not in the same relation.

Action: Specify a JOIN KEY clause to indicate how the relation of the child level joins to the relation of the parent level.

ORA-30368: ATTRIBUTE cannot determine column in a different relation

Cause: An ATTRIBUTE clause in a dimension statement specified a determined column on the right that is in a different relation than that of the level on the left.

Action: Specify attributes only for those dimension levels that functionally determine other columns within the same relation.

ORA-30369: maximum number of columns is 32

Cause: A list of columns was specified using more than 32 columns.

Action: Specify the list using no more than 32 columns.

ORA-30370: set operators are not supported in this context

Cause: A set operator such as UNION, UNION ALL, INTERSECT, or MINUS was encountered in an unsupported context, such as in a materialized view definition.

Action: Re-specify the expression to avoid the use of set operators.

ORA-30371: column cannot define a level in more than one dimension

Cause: A column was used in the definition of a level after it had already been used to define a level in a different dimension.

Action: Reorganize dimension levels and hierarchies into a single dimension such that no column is used to define levels in different dimensions. There is no limit on the number of levels or hierarchies you can place in a dimension. A column can be used to define any number of levels provided all such levels are in the same dimension and provided no two levels contain identical sets of columns.

ORA-30372: fine grain access policy conflicts with materialized view

Cause: A fine grain access control procedure has applied a non-null policy to the query for the materialized view.

Action: In order for the materialized view to work correctly, any fine grain access control procedure in effect for the query must return a null policy when the materialized view is being created or refreshed. This may be done by ensuring that the usernames for the creator, owner, and invoker of refresh procedures for the materialized view all receive a null policy by the user-written fine grain access control procedures.

ORA-30373: object data types are not supported in this context

Cause: An object data type was encountered in an unsupported context.

Action: Re-specify the expression to avoid the use of objects.

ORA-30374: materialized view is already fresh

Cause: If the materialized view is fresh, ORACLE ignores the ALTER MATERIALIZED VIEW *mv* RELY FRESH command, and issues this error message.

Action: None

ORA-30375: materialized view cannot be considered fresh

Cause: If the materialized view is invalid or unusable, it cannot be considered fresh with the ALTER MATERIALIZED VIEW *mv* CONSIDER FRESH command.

Action: None

ORA-30376: prevent sharing of a parsed query of an explain rewrite session

Cause: Explain rewrite generates a shared cursor after parsing the user query. Raising this error will prevent the cursor from being shared.

Action: None

ORA-30377: table *string*.MV_CAPABILITIES_TABLE not found

Cause: You have used the DBMS_MVIEW.EXPLAIN_MVIEW() API before you have defined the MV_CAPABILITIES_TABLE.

Action: Invoke the admin/utlxmv.sql script after connecting to the desired schema.

ORA-30378: MV_CAPABILITIES_TABLE is not compatible with Oracle version

Cause: One or more column definitions in the MV_CAPABILITIES_TABLE is either missing or incompatible with the current Oracle version.

Action: Connect to the appropriate schema, DROP TABLE MV_CAPABILITIES_TABLE and recreate it by invoking the admin/utlxmv.sql script prior to invoking the DBMS_MVIEW.EXPLAIN_MVIEW() API.

ORA-30379: query txt not specified

Cause: You have attempted use DBMS_MVIEW.EXPLAIN_REWRITE() API using an empty query text argument

Action: Input a valid SQL query

ORA-30380: REWRITE_TABLE does not exist

Cause: You have used the DBMS_MVIEW.EXPLAIN_REWRITE() API before you have created the REWRITE_TABLE.

Action: Create it using the admin/utlxrw.sql script after connecting to the desired schema

ORA-30381: REWRITE_TABLE is not compatible with Oracle version

Cause: One or more column definitions in the REWRITE_TABLE is either missing or incompatible with the current Oracle version.

Action: Connect to the appropriate schema, DROP TABLE REWRITE_TABLE and recreate it by invoking the admin/utlxrw.sql script prior to invoking the DBMS_MVIEW.EXPLAIN_REWRITE() API.

ORA-30382: DROP MATERIALIZED VIEW *string.string* operation is not complete

Cause: The drop materialized view operation got an unexpected error while dropping summary object.

Action: Issue the drop materialized view command again

ORA-30383: specified dimension level does not exist in the attribute

Cause: An attribute level was encountered that is not defined within the attribute.

Action: Check the attribute level name spelling.

ORA-30384: specified column name does not exist in the attribute

Cause: A column was encountered that is not defined within the attribute.

Action: Check the attribute column name spelling.

ORA-30385: specified attribute relationship ('string' determines 'string') exists

Cause: The specified attribute relationship has already been declared in one of the attribute clauses

Action: Remove the duplicate attribute relationship

ORA-30386: invalid SQL statement for DECLARE_REWRITE_EQUIVALENCE

Cause: Either the source or destination statement is NULL

Action: Verify both source and destination statement are valid

ORA-30387: invalid rewrite mode for REWRITE_EQUIVALENCE API

Cause: The specified rewrite mode is not supported by REWRITE_EQUIVALENCE API

Action: Verify the rewrite mode is supported by REWRITE_EQUIVALENCE API

ORA-30388: name of the rewrite equivalence is not specified

Cause: The name of the rewrite equivalence is NULL

Action: Input a valid rewrite equivalence name

ORA-30389: the source statement is not compatible with the destination statement

Cause: The SELECT clause of the source statement is not compatible with the SELECT clause of the destination statement

Action: Verify both SELECT clauses are compatible with each other such as numbers of SELECT list items are the same and the datatype for each SELECT list item is compatible

ORA-30390: the source statement is not equivalent to the destination statement

Cause: the set of rows returned by the source SQL text is not the same as the set of rows returned by the destination SQL text

Action: Make sure both source and destination statement return the same number of rows

ORA-30391: the specified rewrite equivalence does not exist

Cause: the specified rewrite equivalence does not exist

Action: Verify the rewrite equivalence has been created

ORA-30392: the checksum analysis for the rewrite equivalence failed

Cause: the given checksum does not match with that generated from the source and destination statements.

Action: Verify the create safe rewrite equivalence statement to see if it has been modified.

ORA-30393: a query block in the statement did not rewrite

Cause: A query block with a REWRITE_OR_ERROR hint did not rewrite

Action: Verify the rewrite equivalence has been created

ORA-30394: source statement identical to the destination statement

Cause: The source statement was identical to the destination statement

Action: Make sure both source and destination statements are not identical

ORA-30397: multiple JOIN KEY clauses specified for the same child level

Cause: Multiple JOIN KEY clauses were specified for a given child level in a dimension hierarchy.

Action: Eliminate the redundant JOIN KEY clauses.

ORA-30398: illegal JOIN KEY clause

Cause: A JOIN KEY clause was specified that did not conform to certain requirements. A JOIN KEY clause connecting a child level with its non-immediate ancestor level is allowed only when that child level and its ancestor level satisfy the following conditions: 1. The immediate parent of the child level must be a skip level. 2. The child level cannot be a skip level. 3. The ancestor level must be a non-skip level. 4. The ancestor level must be the nearest non-skip level to the child level in the hierarchy.

Action: Modify the JOIN KEY clause so that it satisfies the conditions mentioned above.

ORA-30399: a skip level must have at least one column that allows NULL values

Cause: A SKIP clause cannot be specified with a level when all of the columns that make up the level have NOT NULL constraints.

Action: Drop the SKIP clause.

ORA-30400: identical JOIN KEY clauses

Cause: Two JOIN KEY clauses with identical child keys and parent levels were specified.

Action: Eliminate the redundant JOIN KEY clause.

ORA-30401: JOIN KEY columns must be non-null

Cause: The dimension statement failed because the column(s) in the JOIN KEY clause permitted NULL values. The JOIN KEY columns are related to the columns of the dimension's skip levels in one or both of the following ways: 1. A skip level is defined over one or more of the JOIN KEY columns. 2. The attribute clauses of a skip level determine one or more of the JOIN KEY columns.

Action: Modify the JOIN KEY columns so that they do not allow NULL values.

ORA-30403: Daylight Saving Time (DST) upgrade in progress

Cause: Daylight Saving Time upgrade was in progress on a table in the materialized view.

Action: Wait until all tables in the materialized view have gone through DST upgrade.

ORA-30405: hive_table_name missing

Cause: The Hive table name was missing.

Action: Provide the name of the hive table in order to fetch its metadata.

ORA-30406: invalid or missing cluster_id or hive URI

Cause: The cluster ID or the hive URI (Uniform Resource Identifier) or both were missing.

Action: Provide the missing cluster ID or hive URI in order to fetch hive metadata.

ORA-30407: external table not found

Cause: The external table was not found.

Action: Create the specified external table before attempting the operation.

ORA-30408: invalid platform for hive catalog views or DBMS_HADOOP package

Cause: There was an attempt to create hive catalog views or a DBMS_HADOOP package on a platform other than Linux x86-64.

Action: None

ORA-30409: External table partitions are identical to hive table partitions.

Cause: There was an attempt to synchronize an external table with a hive table when external table partitions were identical to the hive table partitions.

Action: None

ORA-30410: External table metadata is incompatible with the source hive table.

Cause: There was an attempt to synchronize an external table with the source hive table with incompatible metadata.

Action: None

ORA-30420: *string* is not a valid identifier

Cause: All identifiers used in the DBMS_OLAP package must have at most 30 characters, and must start with a letter that is followed by any combination of letters, numerals, and the signs '\$', '_', and '#'. Other characters cannot be used in identifiers. The rules for DBMS_OLAP identifiers are the same as for PL/SQL identifiers.

Action: Rename object to conform to the DBMS_OLAP naming rules and try again.

ORA-30430: list does not contain any valid summaries

Cause: List is empty or does not contain the names of existing summaries

Action: Verify that the list of names passed to refresh contains the name of at least one existing summary object

ORA-30431: refresh method must be ANY or INCREMENTAL or FORCE_FULL, not *string*

Cause: An invalid refresh method was specified

Action: Verify that the refresh method is one of 'ANY' or 'INCREMENTAL' or 'FORCE_FULL'

ORA-30432: summary '*string.string*' is in INVALID state

Cause: The summary is in INVALID state and cannot be refreshed

Action: n/a

ORA-30433: '*string.string*' is not a summary

Cause: There is no such summary, therefore it cannot be refreshed

Action: Verify the correct name of the summary

ORA-30434: refresh method must be one of FC?AN, not '*string*'

Cause: An invalid refresh method was specified

Action: Verify that the refresh method is one of 'FC?AN'

ORA-30435: job_queue_processes must be non-zero in order to refresh summaries

Cause: The server must be started with parameter 'job_queue_processes' greater than zero

Action: Correct the value of job_queue_processes and restart the server instance

ORA-30436: unable to open named pipe '*string*'

Cause: The refresh process was unable to open a named pipe to the job queue process usually because of insufficient system resources

Action: This is an internal error. Notify ORACLE technical support

ORA-30437: all job queue processes have stopped running

Cause: All of the job queue processes used by refresh have stopped for some reason. At least one job queue process must be running in order to refresh summaries.

Action: This is an internal error. Notify ORACLE technical support

ORA-30438: unable to access named pipe '*string*'

Cause: The refresh process was unable to access a named pipe to the job queue process after it successfully opened the pipe. This usually indicates an internal or operating system error condition.

Action: This is an internal error. Notify ORACLE technical support

ORA-30439: refresh of '*string.string*' failed because of *string*

Cause: The refresh job queue process encountered an error and is reporting it. The accompanying text of the message indicates cause of the error

Action: Varies, depending upon the reported cause.

ORA-30440: can't fast refresh;refresh complete or set event 30441 for partial refresh

Cause: Both DML and direct-load are performed against detail tables. Fast refresh can only process direct-load inserts.

Action: Refresh complete or set event 30441 to enable partial refresh with only direct-load inserts

ORA-30441: enable partial refresh when both DML and direct load inserts occur

ORA-30442: can not find the definition for filter *string*

Cause: For the specified filterid parameter, there is no corresponding filter definition found in the advisor repository

Action: Use a valid filterid generated by the create_filter function

ORA-30443: definition for filter *string*'s item *string* is invalid

Cause: The specified filter is invalid. It contains at least one invalid filter item. If a filter item has a string list, it becomes illegal when the string list cannot be successfully parsed. If the filter item contains a range definition, and the lower bound of the range is greater than the higher bound, the item also becomes invalid.

Action: Remove the illegal filter with the purge_filter sub-program and redefine a correct filter

ORA-30444: rewrite terminated by the sql analyzer

Cause: The sql analyzer terminates the rewrite process

Action: This is an internal error. Notify ORACLE technical support

ORA-30445: workload queries not found

Cause: No workload queries in the advisor repository can satisfy the specified filter

Action: Redefine a new filter or load additional workload queries that can satisfy the specified filter

ORA-30446: valid workload queries not found

Cause: None of the specified queries can be successfully parsed. The error may come from many sources: SQL syntax error, the owner specified by the load_workload subprograms do not match the real user who generates the SQL statement

Action: Only load valid SQL statements into the advisor repository. Make sure the statements can be parsed with privilege of the owner as specified in the owner parameter of the load_workload() subprogram.

ORA-30447: internal data for run number *string* is inconsistent

Cause: Users should not explicitly modify summary advisor's internal tables. Such modifications may cause inconsistency in the internal tables and result in this error.

Action: Users can call the DBMS_OLAP.PURGE_RESULTS subprogram to remove the inconsistent data from summary advisor's internal tables

ORA-30448: internal data of the advisor repository is inconsistent

Cause: Users should not explicitly modify summary advisor's internal tables. Such modifications may cause inconsistency in the internal tables and result in this error.

Action: This is an internal error. Notify ORACLE technical support

ORA-30449: syntax error in parameter *string*

Cause: The syntax for the specified parameter is incorrect

Action: Check ORACLE documentation for the correct syntax

ORA-30450: refresh_after_errors was TRUE; The following MVs could not be refreshed: *string*

Cause: One or more errors occurred during a refresh of multiple summaries.

Action: The number_of_failures parameter returns the count of how many failures occurred. The trace logs for each refresh operation describe the each individual failure in more detail

ORA-30451: internal error

Cause: An internal error was detected by the summary refresh subsystem, and aborted the refresh operation

Action: Notify ORACLE support.

ORA-30452: cannot compute AVG(X), VARIANCE(X) or STDDEV(X), without COUNT(X) or SUM(X)

Cause: Incremental refresh of summaries requires a COUNT(X) column in order to incrementally refresh AVG(X). It requires both SUM(X) and COUNT(X) columns in order to in refresh STDDEV(X) or VARIANCE(X)

Action: Make sure that the required columns are part of the summary definition if incremental refresh capability is desired.

ORA-30453: summary contains AVG without corresponding COUNT

Cause: Incremental refresh of summaries with AVG(X) requires a COUNT(X) column to be included in the summary definition

Action: Make sure that the required columns are part of the summary definition if incremental refresh capability is desired.

ORA-30454: summary contains STDDEV without corresponding SUM & COUNT

Cause: Incremental refresh of summaries with STDDEV(X) requires COUNT(X) and SUM(X) columns to be included in the summary definition

Action: Make sure that the required columns are part of the summary definition if incremental refresh capability is desired.

ORA-30455: summary contains VARIANCE without corresponding SUM & COUNT

Cause: Incremental refresh of summaries with VARIANCE(X) requires COUNT(X) and SUM(X) columns to be included in the summary definition

Action: Make sure that the required columns are part of the summary definition if incremental refresh capability is desired.

ORA-30456: 'string.string' cannot be refreshed because of insufficient privilege

Cause: The user lacks one or more permissions that are required in order to refresh summaries.

Action: Make sure that the user is granted all required privileges.

ORA-30457: 'string.string' cannot be refreshed because of unmanaged NOT NULL columns in container

Cause: The container object for the summary contains one or more unmanaged columns do not allow nulls, and which do not specify a default value for those columns.

Action: Make sure that default values are specified for all NOT NULL columns that are not part of the summary definition.

ORA-30458: 'string.string' cannot be refreshed because the refresh mask is string

Cause: An attempt was made to incrementally refresh a summary that is not incrementally refreshable.

Action: Do not attempt to incrementally refresh the summary; use full refresh instead.

ORA-30459: 'string.string' cannot be refreshed because the refresh method is NONE

Cause: An attempt was made to refresh a summary whose refresh method is NONE

Action: Summaries whose refresh method is NONE (NEVER REFRESH) cannot be refreshed. Alter the summary to change the default refresh method from NONE to some other value.

ORA-30460: 'string.string' cannot be refreshed because it is marked UNUSABLE

Cause: An attempt was made to refresh a summary which is UNUSABLE

Action: Determine why the summary is UNUSABLE, re-enable it, and retry the refresh.

ORA-30461: 'string.string' cannot be refreshed because it is marked DISABLED

Cause: An attempt was made to refresh a summary which is DISABLED

Action: Determine why the summary is DISABLED, re-enable it, and retry the refresh.

ORA-30462: unsupported operator: string

Cause: An attempt was made to refresh a summary containing an unsupported operator

Action: Verify that all columns of the summary contain expressions that are refreshable.

ORA-30463: '*string*' is not a detail table of any summary

Cause: The list of tables passed to refresh_dependent contains at least one invalid table name. That table is not a detail table of any summary and is therefore an invalid input to refresh_dependent

Action: Verify the correct name of all tables in the list

ORA-30464: no summaries exist

Cause: A call was made to refresh_all_mvviews, but no summaries exist. At least one summary must exist before calling refresh_all_mvviews

Action: Create one or more summaries

ORA-30465: supplied run_id is not valid: *string*

Cause: There are three possible causes: The specified run_id does not exist; the run_id was created by another user other than the current user; the run_id has already been used.

Action: Call DBMS_OLAP.CREATE_ID to create a new id

ORA-30466: can not find the specified workload *string*

Cause: The specified workload_id is not valid

Action: Use a valid workload_id or DBMS_OLAP.WORKLOAD_ALL

ORA-30467: internal data for filter number *string* is inconsistent

Cause: Users should not explicitly modify summary advisor's internal tables. Such modifications may cause inconsistency in the internal tables and result in this error.

Action: Users can call the DBMS_OLAP.PURGE_FILTER subprogram to remove the inconsistent data from summary advisor's internal tables

ORA-30475: feature not enabled: *string*

Cause: The specified feature is not enabled.

Action: Do not attempt to use this feature.

ORA-30476: PLAN_TABLE does not exist in the user's schema

Cause: Estimate_Summary_Size uses Oracle SQL "EXPLAIN PLAN" command to estimate cardinality of the specified select-clause. This requires a table called the PLAN_TABLE in the user's schema. For more information refer to the SQL Reference Manual.

Action: Create the PLAN_TABLE as described for EXPLAIN PLAN. On most systems a script utlxplan.sql will create this table.

ORA-30477: The input select_clause is incorrectly specified

Cause: The input select-clause parameter to Estimate_Summary_Size is incorrectly specified and cannot be compiled.

Action: Check the syntax of the select-clause.

ORA-30478: Specified dimension does not exist

Cause: the specified dimension to be verified does not exist

Action: Check the spelling of the dimension name

ORA-30479: Summary Advisor error \n*string*

Cause: An error has occurred in the Summary Advisor package This message will be followed by a second message giving more details about the nature of the error.

Action: See the Summary Advisor documentation for an explanation of the second error message.

ORA-30480: DISTINCT option not allowed with GROUP BY CUBE or ROLLUP

ORA-30481: GROUPING function only supported with GROUP BY CUBE or ROLLUP

ORA-30482: DISTINCT option not allowed for this function

ORA-30483: window functions are not allowed here

Cause: Window functions are allowed only in the SELECT list of a query. And, window function cannot be an argument to another window or group function.

Action: n/a

ORA-30484: missing window specification for this function

Cause: All window functions should be followed by window specification, like *function(argument list) OVER (window specification)*

Action: n/a

ORA-30485: missing ORDER BY expression in the window specification

Cause: Either the ORDER BY expression is mandatory for this function, or there is an aggregation group without any ORDER BY expression.

Action: n/a

ORA-30486: invalid window aggregation group in the window specification

Cause: If the window specification is specified using RANGE option and there are multiple ORDER BY expressions, then the aggregation group cannot contain any expression (It can only have CURRENT ROW, UNBOUNDED PRECEDING, or UNBOUNDED FOLLOWING). First end point (bound) cannot be UNBOUNDED FOLLOWING and second end point cannot be UNBOUNDED PRECEDING. If the first end point is CURRENT ROW, then second end point can only be CURRENT ROW or *expr* /UNBOUNDED FOLLOWING. If the first end point is *expr* FOLLOWING, then second end point can only be *expr*/UNBOUNDED FOLLOWING.

Action: n/a

ORA-30487: ORDER BY not allowed here

Cause: DISTINCT functions and RATIO_TO_REPORT cannot have an ORDER BY

Action: n/a

ORA-30488: argument should be a function of expressions in PARTITION BY

Cause: The argument of the window function should be a constant for a partition.

Action: n/a

ORA-30489: Cannot have more than one rollup/cube expression list

Cause: GROUP BY clause has more than one rollup/cube expression list.

Action: Modify the query such that only one rollup/cube expressions appear per sub-query.

ORA-30490: Ambiguous expression in GROUP BY ROLLUP or CUBE list

Cause: An expression in the GROUP BY ROLLUP or CUBE list matches an expression in the ordinary GROUP BY expression list

Action: Remove the expression from either ordinary GROUP BY expression list or ROLLUP or CUBE expression list

ORA-30491: missing ORDER BY clause

ORA-30492: One of FIRST or LAST keywords is expected.

ORA-30493: The percentile value should be a number between 0 and 1.

Cause: A percentile value for PERCENTILE_CONT or PERCENTILE_DISC function is specified out of range.

Action: Specify a value from [0,1].

ORA-30494: The argument [*string*] of WIDTH_BUCKET function is NULL or invalid.

ORA-30495: The argument should be of numeric or date/datetime type.

ORA-30496: Argument should be a constant.

ORA-30497: Argument should be a constant or a function of expressions in GROUP BY.

ORA-30498: ALL option not allowed for this function

ORA-30500: database open triggers and server error triggers cannot have BEFORE type

Cause: An attempt was made to create a trigger that fires before the database is open or before server errors, but these types of triggers are not supported.

Action: Do not attempt to create a trigger that fires before the database is open or before server errors.

ORA-30501: instance shutdown triggers cannot have AFTER type

Cause: An attempt was made to create a trigger that fires after an instance shutdown, but this type of trigger is not supported.

Action: Do not attempt to create a trigger that fires after an instance shutdown.

ORA-30502: system triggers cannot have INSERT, UPDATE, or DELETE as triggering events

Cause: An attempt was made to create a system trigger with INSERT, UPDATE, or DELETE triggering events, but this type of trigger is not supported because a system trigger does not have a base table.

Action: Do not attempt to create a system trigger with INSERT, UPDATE, or DELETE triggering events.

ORA-30503: system triggers cannot have a REFERENCING clause

Cause: An attempt was made to use a REFERENCING clause with a system trigger, but this type of trigger is not supported because a system triggers does not have a base table.

Action: Do not use a REFERENCING clause with a system trigger.

ORA-30504: system triggers cannot have a FOR EACH ROW clause

Cause: An attempt was made to use a FOR EACH ROW clause with a system trigger, but this type of trigger is not supported because a system triggers does not have a base table.

Action: Do not use a FOR EACH ROW clause with a system trigger.

ORA-30505: system triggers should not reference a column in a WHEN clause

Cause: An attempt was made to use a WHEN clause to reference a column with a system trigger, but this type of trigger is not supported because a system trigger does not have a base table.

Action: Change the WHEN clause to an appropriate clause.

ORA-30506: system triggers cannot be based on tables or views

Cause: An attempt was made to base a system trigger on a table or a view.

Action: Make sure the type of the trigger is compatible with the base object.

ORA-30507: normal triggers cannot be based on a schema, a database, or a pluggable database

Cause: An attempt was made to base a normal trigger on a schema, a database, or a pluggable database, but normal triggers can be based only on tables or views.

Action: Make sure the type of the trigger is compatible with the base object.

ORA-30508: client logon triggers cannot have BEFORE type

Cause: An attempt was made to create a trigger that fires before logon. This type of trigger is not supported.

Action: Do not attempt to create a trigger that fires before logon.

ORA-30509: client logoff triggers cannot have AFTER type

Cause: An attempt was made to create a trigger that fires after logoff. This type of trigger is not supported.

Action: Do not attempt to create a trigger that fires after logoff.

ORA-30510: system triggers cannot be defined on the schema of SYS user

Cause: An attempt was made to define a system trigger on the schema of SYS user. This type of trigger is not supported currently.

Action: Do not attempt to create a system trigger defined on the schema of SYS user.

ORA-30511: invalid DDL operation in system triggers

Cause: An attempt was made to perform an invalid DDL operation in a system trigger. Most DDL operations currently are not supported in system triggers. The only currently supported DDL operations are table operations, pluggable database operations, ALTER COMPILER operations, and ALTER SESSION operations.

Action: Remove invalid DDL operations in system triggers.

ORA-30512: cannot modify *string.string* more than once in a transaction

Cause: An attempt was made to modify an object more than once in a transaction. This error is usually caused by a DDL statement that fires a system trigger that tries to modify the same object. It can also happen when an attempt is made to perform more than one DDL operation on a queue table in the same transaction without issuing a commit between operations.

Action: Do not create system triggers that might modify an already modified object. Also, do not specify more than one DDL operation on a queue table in the same transaction.

ORA-30513: cannot create system triggers of INSTEAD OF type

Cause: Only BEFORE or AFTER triggers can be created on system events.

Action: Change the trigger type to BEFORE or AFTER.

ORA-30514: system trigger cannot modify tablespace being made read only

Cause: A before trigger tries to modify a tablespace which is being made READ ONLY as the part of DDL operation

Action: Modify the trigger to avoid modifications to the objects in the same tablespace as the one which is being made read only, or use autonomous transactions to commit modifications

ORA-30515: suspend triggers cannot have BEFORE type

Cause: An attempt was made to create a trigger that fires before execution suspended. This type of trigger is not supported.

Action: Do not attempt to create a trigger that fires before execution suspended.

ORA-30516: database role change triggers cannot have BEFORE type

Cause: An attempt was made to create a trigger that fires before the role change completed. This type of trigger is not supported.

Action: Do not attempt to create a trigger that fires before the role change completes.

ORA-30550: index depends on a package/function spec/body which is not valid

Cause: the functional indexes depends on some invalid/non-existent package/function spec/body

Action: verify that all the package/functions which the index depends on exist and are valid

ORA-30551: The index depends on a package/type body which does not exist

Cause: the functional indexes depends on a package/type body which does not exist

Action: create the package/type body

ORA-30552: The package/procedure/function cannot be changed

Cause: The package/procedure/function is deterministic and some object depends on it

Action: Drop the other object which depends on the package/function/procedure you are trying to change

ORA-30553: The function is not deterministic

Cause: The function on which the index is defined is not deterministic

Action: If the function is deterministic, mark it DETERMINISTIC. If it is not deterministic (it depends on package state, database state, current time, or anything other than the function inputs) then do not create the index. The values returned by a deterministic function should not change even when the function is rewritten or recompiled.

ORA-30554: function-based index *string.string* is disabled

Cause: An attempt was made to access a function-based index that has been marked disabled because the function on which the index depends has been changed.

Action: Perform one of the following actions: -- drop the specified index using the DROP INDEX command -- rebuild the specified index using the ALTER INDEX REBUILD command -- enable the specified index using the ALTER INDEX ENABLE command -- make the specified index usable using the ALTER INDEX UNUSABLE command

ORA-30555: global index partitioning key is an expression

Cause: An attempt was made to use an expression as a partitioning key in an index.

Action: Do not attempt to use an expression as index partitioning key.

ORA-30556: either functional or bitmap join index is defined on the column to be modified

Cause: An ALTER TABLE MODIFY COLUMN was issued on a column on which either a functional index or bitmap join index exists.

Action: Drop the functional or bitmap join index before attempting to modify the column.

ORA-30557: function based index could not be properly maintained

Cause: The user updated a column on which a function based index is present which was not successfully updated

Action: Determine the error in updating the index and fix the problem

ORA-30558: internal error [*string*] in function based index

Cause: This is an internal error.

Action: Contact Worldwide support with the exact error text.

ORA-30560: SAMPLE clause not allowed

ORA-30561: SAMPLE option not allowed in statement with multiple table references

ORA-30562: SAMPLE percentage must be in the range [0.000001,100)

ORA-30563: outer join operator (+) is not allowed here

Cause: An attempt was made to reference (+) in either the select-list, CONNECT BY clause, START WITH clause, or ORDER BY clause.

Action: Do not use the operator in the select-list, CONNECT BY clause, START WITH clause, or ORDER BY clause.

ORA-30564: Index maintenance clause not allowed for ADD partition to RANGE partitioned tables

Cause: The clause INVALIDATE or UPDATE GLOBAL INDEXES is allowed only for ADD partition to a HASH partitioned table or ADD subpartition to a composite partitioned table.

Action: Remove clause and reissue operation

ORA-30565: Only one INVALIDATE or UPDATE GLOBAL INDEXES clause may be specified

Cause: The clause INVALIDATE or UPDATE GLOBAL INDEXES was specified more than once.

Action: Remove all but one of the INVALIDATE or UPDATE GLOBAL INDEXES clause and reissue the statement

ORA-30566: Index maintenance clause not allowed for this command

Cause: The clause INVALIDATE or UPDATE GLOBAL INDEXES is not allowed for this command

Action: Remove clause and reissue operation

ORA-30567: name already used by an existing log group

Cause: The specified log group name has to be unique.

Action: Specify a unique name for the log group. The name cannot be the same as any other log group, constraint, or cluster hash expression.

ORA-30568: cannot drop log group - nonexistent log group

Cause: The <log_group_name> specified in alter table drop log group is incorrect or nonexistent.

Action: Reenter the statement using the correct log group name.

ORA-30569: data type of given column is not supported in a log group

Cause: An attempt was made to include a column in a log group with one of these unsupported data types: LONG, VARRAY, nested table, object, or LOB.

Action: Change the column data type or remove the log group. Then, retry the operation.

ORA-30570: SEGMENT SPACE MANAGEMENT option already specified

Cause: In CREATE TABLESPACE, the SEGMENT SPACE MANAGEMENT option was specified more than once.

Action: Remove all but one of the SEGMENT SPACE MANAGEMENT specifications.

ORA-30571: invalid SEGMENT SPACE MANAGEMENT clause

Cause: An invalid option appears for SEGMENT SPACE MANAGEMENT clause.

Action: Specify one of the valid options: AUTO, MANUAL.

ORA-30572: AUTO segment space management not valid with DICTIONARY extent management

Cause: in CREATE TABLESPACE, the AUTO SEGMENT SPACE MANAGEMENT was used with a DICTIONARY extent management clause.

Action: Either specify LOCAL extent management or remove the AUTO SEGMENT SPACE MANAGEMENT specification.

ORA-30573: AUTO segment space management not valid for this type of tablespace

Cause: in CREATE TABLESPACE, the AUTO SEGMENT SPACE MANAGEMENT was used while creating an UNDO or TEMPORARY tablespace.

Action: Remove the AUTO SEGMENT SPACE MANAGEMENT clause.

ORA-30574: Cannot create rollback segment in tablespace with AUTO segment space management

Cause: A rollback segment is being created in a tablespace that was created with AUTO segment space management.

Action: Create the rollback segment in a different tablespace.

ORA-30575: ConText Option not installed

Cause: Oracle executable doesn't have ConText Option linked in

Action: get the correct version of Oracle

ORA-30576: ConText Option dictionary loading error

Cause: ConText dictionary tables may be corrupted

Action: not a user error

ORA-30577: SAMPLE group size must be in the range [1,UB4MAXVAL]

ORA-30625: method dispatch on NULL SELF argument is disallowed

Cause: A member method of a type is being invoked with a NULL SELF argument.

Action: Change the method invocation to pass in a valid self argument.

ORA-30626: function/procedure parameters of remote object types are not supported

ORA-30627: Oracle event to pass temp lob by ref from sql

ORA-30628: Oracle event to turn off passing temp lob by ref

ORA-30645: reject limit out of range

Cause: Reject limit specifies the number of records rejected before terminating a table scan. The range is either a number between 1..100000 or UNLIMITED if no limit is intended.

Action: Change the token representing the reject limit to either a number in the range of 0 and 100000 or the keyword UNLIMITED.

ORA-30646: schema for external table type must be SYS

Cause: A schema other than SYS was specified for the TYPE

Action: For this version of oracle server always use schema name SYS.

ORA-30647: error retrieving access parameters for external table *string.string*

Cause: an error occurred when fetching the access parameters for the specified external table.

Action: If the access parameter is a query which returns a CLOB, check EXTERNAL_TAB\$ to make sure the query is correct.

ORA-30648: missing LOCATION keyword

ORA-30649: missing DIRECTORY keyword

Cause: DEFAULT DIRECTORY clause missing or incorrect.

Action: Provide the DEFAULT DIRECTORY.

ORA-30650: missing PARAMETERS keyword

ORA-30651: missing CLOB keyword

ORA-30652: missing LIMIT keyword

ORA-30653: reject limit reached

Cause: the reject limit has been reached.

Action: Either cleanse the data, or increase the reject limit.

ORA-30654: missing DEFAULT keyword

Cause: DEFAULT DIRECTORY clause not specified or incorrect.

Action: Provide the DEFAULT DIRECTORY.

ORA-30655: cannot select FOR UPDATE from external organized table

Cause: A select for update on an external table was attempted.

Action: Don't do it!

ORA-30656: column type not supported on external organized table

Cause: Attempt to create an external organized table with a column of type LONG, LOB, BFILE, ADT, or VARRAY.

Action: These column types are not supported, change the DDL.

ORA-30657: operation not supported on external organized table

Cause: User attempted on operation on an external table which is not supported.

Action: Don't do that!

ORA-30658: attempt was made to create a temporary table with EXTERNAL organization

Cause: An attempt was made to create an External Organized Temporary table. This is not supported.

Action: Don't do that!

ORA-30659: too many locations specified for external table

Cause: An attempt was made to create or query an external organized table with more than the maximum allowable (32767) locations specified.

Action: Don't do that, use fewer location clauses. Either consider concatenating the input files, or, creating two external tables with the input files split between them.

ORA-30661: NOT NULL constraint violated on fetch from external table (*string*)

Cause: A NULL entry was detected in the column with a NOT NULL constraint during a fetch from an external table.

Action: Remove the NOT NULL constraint on that column or update the external table entry.

ORA-30663: An EXTERNAL MODIFY clause can only be specified for an external table.

Cause: An EXTERNAL MODIFY clause was specified when querying an internal table.

Action: Remove the EXTERNAL MODIFY clause from the query.

ORA-30664: column *string* not found in projected column list for external table

Cause: A requested column was not found in the projected column list.

Action: Remove the column from the query and retry.

ORA-30665: invalid NOT NULL constraint specified on a DEFAULT ON NULL column

Cause: A NOT NULL constraint was not specified correctly on a DEFAULT ON NULL column.

Action: If a NOT NULL constraint is specified on a DEFAULT ON NULL column, it must be enabled and nondeferrable.

ORA-30666: cannot modify NOT NULL constraint on a DEFAULT ON NULL column

Cause: The NOT NULL constraint on a DEFAULT ON NULL column could not be modified.

Action: Do not modify the NOT NULL constraint on a DEFAULT ON NULL column.

ORA-30667: cannot drop NOT NULL constraint on a DEFAULT ON NULL column

Cause: The NOT NULL constraint on a DEFAULT ON NULL column could not be dropped.

Action: Do not drop the NOT NULL constraint on a DEFAULT ON NULL column. The only way to drop the constraint is to remove the ON NULL property of the column default.

ORA-30668: LATERAL cannot follow CROSS APPLY or OUTER APPLY

Cause: An attempt was made to follow the CROSS APPLY or OUTER APPLY keyword with the LATERAL keyword.

Action: Do not include the LATERAL keyword after CROSS APPLY or OUTER APPLY.

ORA-30669: table can have only one identity column

Cause: An attempt was made to specify more than one identity column on a table.

Action: Specify only one identity column per table.

ORA-30670: invalid NOT NULL constraint specified on an identity column

Cause: A NOT NULL constraint was not specified correctly on an identity column.

Action: If a NOT NULL constraint is specified on an identity column, it must be enabled and nondeferrable.

ORA-30671: cannot modify NOT NULL constraint on an identity column

Cause: The NOT NULL constraint on an identity column could not be modified.

Action: Do not modify the NOT NULL constraint on an identity column.

ORA-30672: cannot drop NOT NULL constraint on an identity column

Cause: The NOT NULL constraint on an identity column could not be dropped.

Action: Do not drop the NOT NULL constraint on an identity column. The only way to drop the constraint is to remove the identity property of the column with ALTER TABLE MODIFY *column* DROP IDENTITY.

ORA-30673: column to be modified is not an identity column

Cause: An attempt was made to modify the identity properties of that is not an identity column.

Action: Modify the identity properties of an identity column.

ORA-30674: identity column cannot have a default value

Cause: An attempt was made to add a default value to an identity column.

Action: Do not modify an identity column with a default value.

ORA-30675: identity column must be a numeric type

Cause: An attempt was made to create or alter an identity column with a non-numeric data type.

Action: Do not assign a non-numeric data type to an identity column.

ORA-30676: socket read or write failed

Cause: A problem kept a socket from reading or writing the expected amount of data. More specific information is not available.

Action: Try re-establishing a connection. You may need to restart whatever program is at the other end of the socket that failed, or you may need to have some problem on your network fixed.

ORA-30677: session is already connected to a debugger

Cause: An attempt to connect a session to a debugger could not proceed because the session is already connected to some debugger.

Action: Either use the option to force a connection or first disconnect the session from its existing debugger.

ORA-30678: too many open connections

Cause: An attempt to open a connection failed because too many are already open by this session. The number of allowed connections varies as some may be in use through other components which share the same pool of allowed connections.

Action: Retry after closing some other connection. The number of connections supported is currently not adjustable.

ORA-30679: JDWP-based debugging not supported in this configuration

Cause: An attempt to open a debugging connection failed because this server configuration cannot support the required asynchronous socket traffic detection.

Action: This feature will not work under this server configuration. Either the feature is not supported on this platform at all, or is available only through use of a `protocol=tcp` dispatcher in shared-server configurations. Please consult the platform-specific documentation and "readme" material.

ORA-30680: debugger connection handshake failed

Cause: A problem occurred when trying to establish a debugger connection. This might indicate that the port specified as the location of the debugger is actually being used by some other type of application.

Action: Correct the host or port specifications if they are incorrect, and verify that the debugger is properly waiting for a connection.

ORA-30681: improper value for argument EXTENSIONS_CMD_SET

Cause: An improper parameter value was provided in a call to `DBMS_DEBUG_JDWP.CONNECT_TCP`.

Action: Correct the indicated parameter value and try again.

ORA-30682: improper value for argument OPTION_FLAGS

Cause: An improper parameter value was provided in a call to `DBMS_DEBUG_JDWP.CONNECT_TCP`.

Action: Correct the indicated parameter value and try again.

ORA-30683: failure establishing connection to debugger

Cause: An error was indicated when trying to establish a connection to a debugger. Usually a TNS error will display along with this message to further explain the problem, although this TNS error will likely be hidden if you choose to trap the error.

Action: Correct the indicated parameter value and try again.

ORA-30684: request timed out

Cause: The request was not processed within the given time.

Action: Try the request at a later time.

ORA-30685: package version is not compatible with Oracle version

Cause: The installed version of the package from which this error is raised is not compatible with this release of Oracle.

Action: Install a compatible version of the package's spec and body.

ORA-30686: no dispatcher accepted TCP/IP connection request

Cause: A connection had to be routed through a local socket rather than a dispatcher. When this occurs, shared servers are less beneficial because the session that owns the socket cannot relinquish the process until the socket is closed. The most likely cause is that no dispatcher is configured for protocol=tcp.

Action: To improve the scalability of your configuration, configure a dispatcher for protocol=tcp. To route these particular connections through a particular set of dispatchers, you can specify presentation=kgas. However, if you haven't done so, any protocol=tcp dispatcher will be used.

ORA-30687: session terminated by debugger

Cause: The execution of the session was stopped by the debugger. This can occur because of an explicit request sent by the debugger, or because the debugger disconnected without requesting the ORACLE server to let the session continue to run after the disconnection. It can also occur if the ORACLE server needs to disconnect the debugger at a time when the person controlling the debugger might not expect, such as upon a reset of the related package state or a change of the login user. To prevent continuing the execution using debugger-introduced modifications that might have been intended to be temporary, the ORACLE server needs to fully terminate the session.

Action: This is in response to a debugger request; it is not an error. No action is required.

ORA-30688: maximum program calling depth exceeded

Cause: Your program contains a set of calls that are too deep to be handled. Only transitions between the different execution engines (SQL, PL/SQL, and Java) count in reaching this limit; calls within the same engine don't count.

Action: Restructure your program so as to not call so deeply. Perhaps some recursion can be replaced with iteration.

ORA-30689: improper value for ORA_DEBUG_JDWP

Cause: An improper value was used for ORA_DEBUG_JDWP when trying to establish a connection to a debugger. The value either did not conform to the format of ORA_DEBUG_JDWP or was too long.

Action: Correct the value for ORA_DEBUG_JDWP and try again.

ORA-30690: timeout occurred while registering a TCP/IP connection for data traffic detection

Cause: A timeout occurred while registering a TCP/IP connection for data traffic detection.

Action: Retry the operation later.

ORA-30691: failed to allocate system resources while registering a TCP/IP connection for data traffic detection

Cause: System resources ran out while registering a TCP/IP connection for data traffic detection.

Action: Retry the operation later.

ORA-30695: JDWP message format problem

Cause: A message passed from one software subcomponent to another using the JDWP protocol appears invalidly formatted.

Action: This is an internal error. Contact ORACLE Support Services.

ORA-30696: request aborted by the target session

Cause: The request was aborted by the target session. Possible causes include an unresolved error while the request was processed or the target session had aborted.

Action: Correct the issue in the target session and try again.

ORA-30725: JDWP-based debugging is not yet available

Cause: This feature is not yet available for use.

Action: Please wait for a future release.

ORA-30726: cannot specify referenced column list here

Cause: An attempt was made to specify a referenced column list for a referential constraint involving a REF column.

Action: Remove the referenced column list specification.

ORA-30727: duplicate referential constraint for a REF column

Cause: Multiple referential constraints were specified for a single REF column.

Action: Remove the duplicate referential constraint and retry the operation.

ORA-30728: maximum number of columns exceeded

Cause: Adding referential constraint on a REF column requires the the creation of an additional column.

Action: Drop some columns and retry the operation.

ORA-30729: maximum number of columns exceeded

Cause: Adding scope or referential constraint on a REF column requires the creation of additional columns if the target table's object identifier is primary key based.

Action: Drop some columns and retry the operation.

ORA-30730: referential constraint not allowed on nested table column

Cause: An attempt was made to define a referential constraint on a nested table column.

Action: Do not specify referential constraints on nested table columns.

ORA-30731: scope constraint not allowed on nested table column when the nested table is being created

Cause: An attempt was made to define a scope constraint on a nested table column when the nested table is being created.

Action: Do not specify a scope constraint on a nested table column when creating it. Instead, specify it using the ALTER TABLE statement.

ORA-30732: table contains no user-visible columns

Cause: An attempt was made to query on a system table which has no user-visible columns.

Action: Do not query on a system table that has no user-visible columns.

ORA-30733: cannot specify rowid constraint on scoped ref column

Cause: An attempt was made to specify rowid constraint on a scoped REF column.

Action: Remove the rowid constraint and then retry the operation.

ORA-30734: cannot specify scope constraint on ref column with rowid

Cause: An attempt was made to specify scope constraint on a REF column with the rowid constraint.

Action: Remove the scope constraint and then retry the operation.

ORA-30735: cannot create multiple subtables of the same type under a supertable

Cause: An attempt was made to create under a supertable (superview), a subtable(subview) of the same type as another existing subtable (subview).

Action: Drop the existing subtable(subview) and retry the operation.

ORA-30736: objects in a table or view hierarchy have to be in the same schema

Cause: An attempt was made to create a subtable(subview) under a supertable(superview) located in another schema.

Action: Connect as schema owner of the superobject and retry the operation.

ORA-30737: cannot create subtable of a type which is not a subtype of the type of the supertable

Cause: An attempt was made to create a subtable(subview) of a type which is not a subtype of the type of the super object.

Action: Change the type of the subtable to be a subtype of the superobject's type and then retry the operation.

ORA-30738: object "string" does not exist in schema "string"

Cause: The specified object does not exist.

Action: Ensure that the specified object exists and retry the operation.

ORA-30739: cannot drop a table that has subtables

Cause: The user tried to drop a table that has subtables defined under it.

Action: Drop all subtables before trying this operation.

ORA-30740: cannot grant UNDER privilege on this object

Cause: The user tried to grant UNDER privilege on an object that is not one of the following : non final object type, object table of non final type, object view of non final type.

Action: Ensure that the UNDER privilege is granted on a valid object.

ORA-30741: WITH HIERARCHY OPTION can be specified only for SELECT or READ privileges

Cause: An attempt was made to specify WITH HIERARCHY OPTION for a privilege other than SELECT or READ.

Action: Ensure that the WITH HIERARCHY OPTION is specified only with the SELECT or READ privilege.

ORA-30742: cannot grant SELECT or READ privilege when WITH HIERARCHY OPTION is specified on the object

Cause: An attempt was made to grant the SELECT or READ privilege when the WITH HIERARCHY OPTION was specified on an object that is not one of the following: - Object table of non-final type - Object view of non-final type

Action: Ensure that the SELECT or READ privilege is granted on a valid object when the WITH HIERARCHY OPTION is specified.

ORA-30743: "string" is not an object view

Cause: The specified object is not an object view.

Action: Specify an object view and retry the operation.

ORA-30744: "string" is not an object table

Cause: The specified object is not an object table.

Action: Specify an object table and retry the operation.

ORA-30745: error occurred while trying to add column "string" in table "string"

Cause: The user tried to add a subtype which tried to alter the tables dependent on the supertype.

Action: Ensure that the table will not exceed the columnlimit on adding this subtype.

ORA-30746: error occurred while trying to drop column "string" in table "string"

Cause: The user tried to drop a subtype with VALIDATE option which tried to check for stored instances of the type in the stated table

Action: Delete all instances of this subtype and then drop the type.

ORA-30747: cannot create substitutable tables or columns of non final type *string.string*

Cause: The user tried to create substitutable table or column of a non final type. This operation is not currently supported.

Action: Change the statement to create a non substitutable table/column.

ORA-30748: column *string* already enabled to store objects of type *string.string*

Cause: The user is trying to enable a column to store instances of a type for which it is already enabled.

Action: None

ORA-30749: column *string* not enabled to store objects of type *string.string*

Cause: The user is trying to disable a column from storing instances of a type for which it is already enabled.

Action: None

ORA-30750: cannot enable column *string* to store objects of type *string.string*

Cause: The user is trying to enable a column to store instances of a subtype. The error is raised due to one of the following :

Action: Fix the cause of the error and retry the operation.

ORA-30751: cannot disable column *string* from storing objects of type *string.string*

Cause: The user is trying to drop a type from being stored in a substitutable column or table. This error is raised due to one of the following reasons : - the column is

enabled to store instances of some subtype of the type being dropped. - the column is enabled to store instances of only one type

Action: Fix the cause of the error and retry the operation.

ORA-30752: column or table *string* is not substitutable

Cause: The user is performing an operation that is not allowed on non substitutable column or table.

Action: None

ORA-30753: column or table *string* is substitutable

Cause: The user is performing an operation that is not allowed on substitutable column or table.

Action: None

ORA-30754: column or table *string* stores objects of only one type

Cause: The user is trying to perform an operation that is not allowed on object column or table that is enabled to store instances of a single type.

Action: None

ORA-30755: error during expansion of view hierarchy

Cause: There was an error while trying to expand a view hierarchy. This could be due to invalid subviews (or subviews with errors)

Action: Ensure that all subviews are valid e.g. alter view ... compile and retry the operation.

ORA-30756: cannot create column or table of type that contains a supertype attribute

Cause: The user tried to create a column or table of an object type that contains a supertype attribute. This is not supported because it leads to infinite recursion in our current storage model. Note that creating a column of a type implies that we create columns corresponding to all subtype attributes as well.

Action: Change the type definition to contain a supertype REF attribute instead of the supertype object attribute.

ORA-30757: cannot access type information

Cause: Either a subtype was created and operations performed with this new type while the session was in progress, or the type information was unpinned from the object cache.

Action: Commit necessary changes, end the user session, reconnect again and re-try the object operations. If problem persists, contact your Oracle Support representative.

ORA-30758: cannot specify local on a non-partitioned table

Cause: The user specified local or global for a nested table storage parameter while the base table is non-partitioned.

Action: None

ORA-30759: nested table cannot be partitioned for a composite partitioned base table

Cause: The user specified local or nested table parameters inside partition clause for a composite partitioned table.

Action: Issue the DDL without nested table partition clauses for composite partitioned table.

ORA-30760: cannot drop system-generated hidden object column

Cause: An attempt was made to drop a system-generated hidden object column

Action: None

ORA-30765: cannot modify scope for an unscoped REF column

Cause: An attempt was made to modify the scope for an unscoped REF column.

Action: Use an ALTER TABLE ADD SCOPE FOR command instead.

ORA-30766: cannot modify scope for a REF column with a REFERENCES constraint

Cause: An attempt was made to modify the scope for a REF column with a REFERENCES constraint.

Action: Drop the REFERENCES constraint, and retry the operation.

ORA-30767: OID type mismatch

Cause: An attempt was made to modify the scope for a REF column to a table whose object identifier's type is different from that of the original scoped table.

Action: n/a

ORA-30768: Cannot evaluate pipelined function

Cause: Pipelined functions can only be used in a TABLE expression in the from clause.

Action: Use a non-pipelined function instead.

ORA-30770: Cannot specify storage options for fixed size opaque type

Cause: Storage clause was specified during table creation for a fixed size opaque type.

Action: Do not provide storage option clause.

ORA-30771: Cannot add more than one referential constraint on REF column "string"

Cause: Multiple referential constraints were specified for a single REF column.

Action: Remove the additional referential constraints and retry the operation.

ORA-30772: opaque types do not have default constructors

Cause: Constructor invocation did not succeed, since no user-defined constructors were defined for the opaque type, and since opaque types do not have default constructors.

Action: Add user-defined constructors to opaque type, or specify a member or static method for the opaque type.

ORA-30773: opaque types do not have default constructors

Cause: Constructor invocation did not succeed, since no user-defined constructors were defined for the opaque type, and since opaque types do not have default constructors.

Action: Add user-defined constructors to opaque type, or specify a member or static method for the opaque type.

ORA-30774: Library "string" was erroneously defined as a trusted library for opaque types

Cause: User has defined some library as trusted library for opaque types.

Action: Trusted libraries for opaque types can only be defined in internal code.

ORA-30926: unable to get a stable set of rows in the source tables

Cause: A stable set of rows could not be got because of large dml activity or a non-deterministic where clause.

Action: Remove any non-deterministic where clauses and reissue the dml.

ORA-30927: Unable to complete execution due to failure in temporary table transformation

Cause: In memory temporary tables we create are aged out of shared pool before we are able to grab them again.

Action: Reduce activities that use a lot of shared pool space or wait for a while, then retry.

ORA-30928: Connect by filtering phase runs out of temp tablespace

Cause: It is probably caused by the fact that there is a loop in the data.

Action: Please retry the query with the NO_FILTERING hint. If the same error still occurs, then increase temp tablespace.

ORA-30929: ORDER SIBLINGS BY clause not allowed here

Cause: ORDER SIBLINGS BY clause is specified in a query which doesn't have CONNECT BY clause.

Action: Remove ORDER SIBLINGS BY clause or add CONNECT BY clause.

ORA-30930: NOCYCLE keyword is required with CONNECT_BY_ISCYCLE pseudocolumn

Cause: CONNECT_BY_ISCYCLE was specified in a query which does not have the NOCYCLE keyword.

Action: Remove CONNECT_BY_ISCYCLE or add NOCYCLE.

ORA-30931: Element '*string*' cannot contain mixed text

Cause: XML elements must be declared mixed to contain multiple text nodes

Action: Declare this element type as mixed in its schema

ORA-30932: Reference node '*string*' not contained in specified parent node '*string*'

Cause: When using a reference node, it must have the specified parent node

Action: Use a node in the specified parent as the reference

ORA-30933: Element '*string*' may not appear at this point within parent '*string*'

Cause: The ordering specified by the content model of the parent does not allow for this element to occur at this position.

Action: Reorder the child elements to conform with the content model of the parent element

ORA-30934: '*string*' (*string* node) cannot be inserted in parent '*string*' (*string* node)

Cause: The schema does not allow a child node of this type to be inserted into a parent node of this type. For example, only element nodes may only be inserted into a document

Action: Insert only child nodes that make sense for this node type

ORA-30935: XML maxoccurs value (*string*) exceeded

Cause: An attempt was made to insert more than maxoccurs values into a schema-based XML document.

Action: Do not insert more than maxoccurs values into the document.

ORA-30936: Maximum number (*string*) of '*string*' XML node elements exceeded

Cause: An attempt was made to insert more than the allowed number of elements (specified by the maxoccurs facet) into an XML document.

Action: Do not attempt to add more than the maximum number of elements to XML documents.

ORA-30937: No schema definition for '*string*' (namespace '*string*') in parent '*string*'

Cause: The schema definition for the parent node being processed does not allow for the specified child node in its content model. Note that any typecasting via xsi:type must occur before the schema definitions for the new type can be used.

Action: Only insert elements and attributes declared in the schema. Check to make sure that xsi:type (if used) is specified first.

ORA-30938: No prefix defined for namespace '*string*' (particle *string*)

Cause: An XML namespace mapping (`xmlns:prefix=namespace URL`) must be defined for each particle (element or attribute) stored in an schema-constrained XMLType document.

Action: Add an xmlns attribute definition (attribute name="xmlns:prefix" and value="namespace URL") to the current XMLType document. The safest place to add this attribute is in the root node of the document to ensure that the mapping will be in scope.

ORA-30939: Order violation: Element '*string*' may not follow element '*string*'

Cause: The XML schema specifies a content model that is sequential, where the order of nodes in the instance must follow the order specified by the schema, and this instance relies on the schema validity to avoid maintaining instance order information

Action: Insert elements only in the order specified in the schema

ORA-30940: Cannot resolve prefix '*string*' for QName node '*string*'

Cause: An attempt was made to store a QName value without having a valid namespace in scope for that prefix.

Action: Declare the namespace for the prefix used

ORA-30941: Cannot specify empty URI for non-default namespace '*string*'

Cause: An attempt was made to insert a namespace declaration for a non-default namespace using an empty URI string.

Action: Specify a non-empty URI for namespace declarations other than the default namespace.

ORA-30942: XML Schema Evolution error for schema '*string*' table *string* column '*string*'

Cause: The given XMLType table/column which conforms to the given schema had errors during evolution. For more information, see the more specific error below this one

Action: Based on the schema, table and column information in this error and the more specific error below, take corrective action

ORA-30943: XML Schema '*string*' is dependent on XML schema '*string*'

Cause: Not all dependent schemas were specified and/or the schemas were not specified in dependency order, i.e., if schema S1 is dependent on schema S, S must appear before S1.

Action: Include the previously unspecified schema in the list of schemas and/or correct the order in which the schemas are specified. Then retry the operation.

ORA-30944: Error during rollback for XML schema '*string*' table *string* column '*string*'

Cause: The given XMLType table/column which conforms to the given schema had errors during a rollback of XML schema evolution. For more information, see the more specific error below this one

Action: Based on the schema, table and column information in this error and the more specific error below, take corrective action

ORA-30945: Could not create mapping table '*string*'

Cause: A mapping table could not be created during XML schema evolution. For more information, see the more specific error below this one

Action: Ensure that a table with the given name does not exist and retry the operation

ORA-30946: XML Schema Evolution warning: temporary tables not cleaned up

Cause: An error occurred after the schema was evolved while cleaning up temporary tables. The schema evolution was successful

Action: If the user needs to remove the temporary tables, use the mapping table to get the temporary table names and drop them.

ORA-30947: Dependent table '*string*' of XML schema '*string*' is version-enabled

Cause: An XMLType table that is dependent on an XML schema being evolved is version-enabled.

Action: Disable versioning on the XMLType table

ORA-30948: Illegal in-place XML schema evolution operation: *string*

Cause: An attempt was made to make an XML schema change that is not permitted through in-place XML schema evolution.

Action: Ensure that the XML schema changes specified in the XMLDiff argument to DBMS_XMLSCHEMA.inPlaceEvolve are permitted.

ORA-30951: Element or attribute at Xpath *string* exceeds maximum length

Cause: An attempt was made to insert a node of length exceeding the maximum length (specified by the maxLength facet) into an XML document.

Action: Do not attempt to add a node exceeding the maximum length to XML documents.

ORA-30952: illegal configuration of HTTP/HTTPS in xdbconfig.xml

Cause: An attempt was made to update xdbconfig.xml when either 1) a value was specified for http2-port but not for http2-protocol (or vice versa), OR 2) http-port and http2-port were set to the same value.

Action: Specify values for both elements http2-port and http2-protocol, AND set different values for http-port and http2-port.

ORA-30953: XML minoccurs value (*string*) violated

Cause: An attempt was made to delete more than the required minimum number of elements (specified by the minoccurs facet) from an XML document.

Action: Do not attempt to delete more than the required minimum number of elements that must be present from the XML document.

ORA-30954: char *string* is invalid in *string*

Cause: An invalid XML character was found.

Action: Use only characters allowed by the XML specification.

ORA-30955: The XML Index does not exist or is not asynchronous

Cause: An attempt was made to synchronize a nonexistent XML Index or a synchronous XML Index.

Action: Create the XML Index in asynchronous mode.

ORA-30956: invalid option for XML Index

Cause: Unexpected error.

Action: File a bug.

ORA-30957: cannot downgrade because there are XML indexes

Cause: An attempt was made to downgrade a database that has XML indexes.

Action: Drop all XML indexes before attempting the downgrade.

ORA-30958: operation directly on the Pending Table is disallowed

Cause: An illegal operation was attempted on secondary objects of an XML Index.

Action: Try appropriate operation on the XML Index.

ORA-30959: The indexed column is not stored in CLOB.

Cause: An attempt was made to create an XML Index on an OR-XMLType column.

Action: Re-create the XML Index on a CLOB-XMLType column.

ORA-30960: The entity is neither an XPATH nor a NAMESPACE.

Cause: The given string had invalid syntax.

Action: Check the syntax for XPATH and NAMESPACE.

ORA-30961: internal SQL statement is too long

Cause: unexpected internal error

Action: File a bug and provide the test case.

ORA-30962: inconsistent ODCI input arguments

Cause: unexpected internal error

Action: File a bug and provide the test case.

ORA-30963: The indexed column is not of XMLType.

Cause: An attempt was made to create an XML Index on a non-XMLType column.

Action: Re-create the XML Index on an XMLType column.

ORA-30964: The XML Index was not usable.

Cause: The domain index for XML was not created properly. The Path Table is missing.

Action: Drop and re-create the XML Index.

ORA-30965: fragment does not fit into the VARCHAR2 VALUE column

Cause: The fragment size exceeded the max size.

Action: Re-create the XML Index with values stored in CLOB.

ORA-30966: error detected in the XML Index layer

Cause: Unexpected error.

Action: File a bug.

ORA-30967: operation directly on the Path Table is disallowed

Cause: illegal operation on secondary objects of a domain index

Action: Try appropriate operation on the domain index.

ORA-30968: invalid XPATH or NAMESPACE option for XML Index

Cause: An attempt was made to use an unsupported option.

Action: Use the appropriate option.

ORA-30969: invalid syntax for PARAMETERS

Cause: An attempt was made to specify an invalid option.

Action: Check and use valid options.

ORA-30970: option not supported for XML Index

Cause: An attempt was made to specify an invalid option.

Action: Check and use valid options.

ORA-30971: illegal operation on the Path Table

Cause: An attempt was made to use an unsupported option.

Action: Use the appropriate command on the XML Index.

ORA-30972: invalid ALTER INDEX option for XML Index

Cause: An attempt was made to use an unsupported option.

Action: Use the appropriate option.

ORA-30973: invalid Path Table option for XML Index

Cause: An attempt was made to use an unsupported option.

Action: Use the appropriate option.

ORA-30974: invalid Path Id Index option for XML Index

Cause: An attempt was made to use an unsupported option.

Action: Use the appropriate option.

ORA-30975: invalid Order Key Index option for XML Index

Cause: An attempt was made to use an unsupported option.

Action: Use the appropriate option.

ORA-30976: invalid Parent Order Key Index option for XML Index

Cause: An attempt was made to use an unsupported option.

Action: Use the appropriate option.

ORA-30977: invalid Value Index option for XML Index

Cause: An attempt was made to use an unsupported option.

Action: Use the appropriate option.

ORA-30978: The XML Index is not locally partitioned.

Cause: An attempt was made to create a global partitioned XML Index.

Action: Do not attempt to create global partitioned XML Index or to maintain a non-local partitioned XML Index.

ORA-30979: Partitioned XML Index not yet supported.

Cause: An attempt was made to create a partitioned XML Index.

Action: Do not attempt to create partitioned XML Index.

ORA-30980: Invalid Input.

Cause: The input to the function is not valid.

Action: Make sure the input is valid (both syntactically as well as semantically).

ORA-30982: Invalid option for a partition of an XML Index

Cause: An invalid option was specified at the partition level.

Action: Remove the invalid option.

ORA-30983: Maximum order key depth exceeded

Cause: The document could not be indexed because its nesting depth was more than that allowed by XML Index.

Action: Remove the offending document.

ORA-30984: The XMLType column has to be declared as virtual

Cause: The XMLType column was not declared as virtual when creating a structured XMLIndex.

Action: The XMLType column has to be declared as virtual when creating a structured XMLIndex.

ORA-30985: The virtual XMLType column for chaining is missing

Cause: The virtual XMLType column for chaining was missing when creating a structured XML index.

Action: A virtual XMLType column for chaining has to be specified when creating a structured XML Index.

ORA-30986: XML Index with more than one virtual column is disallowed

Cause: An attempt was made to create an XML Index with more than one virtual column.

Action: Create only one virtual column.

ORA-30987: XML Index on XML DB repository does not exist

Cause: An attempt was made to operate on a non-existent XML Index on XML DB repository.

Action: First create the index using DBMS_XDB_ADMIN.CREATEREPOSITORYXMLINDEX. Try the operation again.

ORA-30988: Metadata of XML Index corrupted

Cause: An attempt to locate the XML Index failed.

Action: Contact Oracle Support Services.

ORA-30989: XML Index on an Index Organized Table is not yet supported

Cause: XML Index supported only on Heap Organized Table.

Action: Contact Oracle Support Services.

ORA-30990: insufficient privileges to change owner of resource *string*

Cause: An attempt was made to change the *Owner* field of an XML DB resource without sufficient privileges to do so.

Action: Switch to SYS before performing the ownership change, or have the intended recipient of the resource perform the transfer.

ORA-30991: cannot use DOM to add special attribute to schema-based parent

Cause: An attempt was made to add or remove an `xsi:schemaLocation`, `xsi:noNamespaceSchemaLocation`, `xsi:type`, or `xsi:nil` attribute to or from a schema-based XML node using DOM.

Action: Use the `updateXML` operator instead of DOM.

ORA-30992: error occurred at Xpath *string*

ORA-30993: complex type *string* is not referred by any global element

ORA-30994: Invalid argument for DOM stream

Cause: Either a null or a nonleaf node was passed.

Action: Use a combination of DOM API and DOM streams to produce desired effect.

ORA-30995: DOM streams operations cannot be performed on null/invalid node

Cause: The node is NULL or inexistent

Action: Check the input parameters.

ORA-30996: Streams operations over non-existent stream

Cause: The stream passed is NULL or invalid.

Action: Check the input parameters.

ORA-30997: XSL processing of XML failed with error LPX-*string*

Cause: An LPX routine (XML/XSL processing) returned an error while transforming an XML doc.

Action: Look up the LPX error and follow its corrective action.

ORA-30998: transformation error: *string*

Cause: Error occurred while transforming an XML doc with an XSL style sheet.

Action: Contact Oracle Support Services.

ORA-30999: XML context creation failed while *string*

Cause: Error occurred while creating XML context.

Action: Contact Oracle Support Services.

ORA-31000: Resource '*string*' is not an XDB schema document

Cause: The given schema URL does not refer to a registered XDB schema

Action: Make sure the specified schema has been registered in XDB

ORA-31001: Invalid resource handle or path name "*string*"

Cause: An invalid resource handle or path name was passed to the XDB hierarchical resolver.

Action: Pass a valid resource handle or path name to the hierarchical resolver.

ORA-31002: Path name *string* is not a container

Cause: XDB expected the given path name to represent a container.

Action: Pass a path name or resource handle that represents a container.

ORA-31003: Parent *string* already contains child entry *string*

Cause: An attempt was made to insert a duplicate child into the XDB hierarchical resolver.

Action: Insert a unique name into the container.

ORA-31004: Length *string* of the BLOB in XDB\$H_INDEX is below the minimum *string*

Cause: In the XDB\$H_INDEX table, the CHILDREN column, a BLOB, must have a certain minimum length without being chained. The calculated length of the LOB was less than the stated minimum.

Action: Set the value of the init.ora parameter db_block_size to at least 2K. For XDB to run at its fastest, set db_block_size to 8K.

ORA-31005: Path name length *string* exceeds maximum length *string*

Cause: The length of a path name passed to the XDB hierarchical resolver exceeded the maximum length.

Action: Choose a shorter path name.

ORA-31006: Path name segment length *string* exceeds maximum length *string*

Cause: The length of a path name segment passed to the XDB hierarchical resolver exceeded the maximum length of a path name segment.

Action: Choose a shorter path name segment.

ORA-31007: Attempted to delete non-empty container *string/string*

Cause: An attempt was made to delete a non-empty container in the XDB hierarchical resolver.

Action: Either perform a recursive deletion, or first delete the contents of the container.

ORA-31008: LPX context creation failed while *string*

Cause: Error occurred while creating LPX context because of an unexpected NULL value.

Action: Contact Oracle Support Services.

ORA-31009: Access denied for property *string*

Cause: An attempt was made to access a property you don't have access to

Action: Check the ACL to see what privileges you have for this property

ORA-31010: XML element index *string* exceeds maximum insertion index *string*

Cause: An attempt was made to insert an XML element at an invalid index location in the node.

Action: Choose a new index that falls within the allowed range.

ORA-31011: XML parsing failed

Cause: XML parser returned an error while trying to parse the document.

Action: Check if the document to be parsed is valid.

ORA-31012: Given XPATH expression not supported

Cause: XPATH expression passed to the function is currently unsupported.

Action: Check the xpath expression and change it to use a supported expression.

ORA-31013: Invalid XPATH expression

Cause: XPATH expression passed to the function is invalid.

Action: Check the xpath expression for possible syntax errors.

ORA-31014: Attempted to delete the root container

Cause: An attempt was made to delete the root container in the hierarchical index.

Action: Do not delete the root container.

ORA-31015: Attempted to insert entry without name

Cause: An attempt was made to insert an entry into the hierarchical resolver without a child name.

Action: Supply a child name and try inserting again.

ORA-31016: Attempted to delete entry without name

Cause: An attempt was made to delete an entry from the hierarchical resolver without a child name.

Action: Supply a child name and try deleting again.

ORA-31017: Error generating unique OID for XML document

Cause: An error occurred while generating a globally unique OID for storing an XML document.

Action: n/a

ORA-31018: Error deleting XML document

Cause: The XMLType object pointed to by the given REF could not be deleted because either the REF was invalid or it pointed to a non-existent table.

Action: Either use FORCE deletion or supply a valid REF.

ORA-31019: Recursive deletion snapshot too old for *string/string*

Cause: Changes were made to the structure of a directory while it was being recursively deleted.

Action: Try deleting the directory again.

ORA-31020: The operation is not allowed, Reason: *string*

Cause: The operation attempted is not allowed

Action: See reason and change to a valid operation.

ORA-31021: Element definition not found

Cause: The element definition was not found.

Action: Supply the definition for the element or use a defined element.

ORA-31022: Element not found

Cause: The element was not found.

Action: Make sure the specified element exists.

ORA-31023: Index size error

Cause: The index is greater than the allowed value.

Action: Make sure the index is less than allowed value.

ORA-31024: Parser initialization failed with LPX-string error\nwhile string

Cause: Error occurred while initializing a parser.

Action: Contact Oracle Support Services.

ORA-31025: Invalid document element

Cause: An attempt was made to replace the data at an invalid index number in the XML document

Action: Supply a correct occurrence number and try again.

ORA-31026: unable to allocate additional memory while \nstring

Cause: A dynamic memory allocation failure occurred.

Action: Report this problem to a database administrator.

ORA-31027: Path name or handle string does not point to a resource

Cause: An attempt was made to retrieve a resource based on a path name or resource handle that points to an entity other than a resource.

Action: Do not attempt to retrieve a resource based on that path name or resource handle.

ORA-31028: Resource metadata length string exceeded maximum length string

Cause: An attempt was made to insert resource metadata that exceeded the maximum length of that type of metadata.

Action: Keep resource metadata within its allowed length.

ORA-31029: Cannot bind to unsaved resource

Cause: An attempt was made to bind to a resource that had not been saved to disk.

Action: Bind only to saved resources.

ORA-31030: Unable to retrieve XML document

Cause: The resource had an invalid (dangling) REF to an XML document.

Action: Rebind the resource using a valid XMLType REF.

ORA-31031: cannot create context to parse an XPath\nstring

Cause: Error occurred while parsing an XPath.

Action: Contact Oracle Support Services.

ORA-31032: XML parsing failed with error LPX-string\nwhile string

Cause: An LPX routine returned an error while transforming an XML doc.

Action: Look up the LPX error and follow its corrective action.

ORA-31033: Requested number of XML children *string* exceeds maximum *string*

Cause: An attempt was made to add more than the maximum number of allowable children in an XML element.

Action: Redefine the schema to allow breaking up of the children among siblings.

ORA-31034: invalid node set encountered while executing *string*

Cause: The given node set was either NULL or has an invalid type associated with it.

Action: Contact Oracle Support Services.

ORA-31035: Could not bind locked resource to path *string/string*

Cause: An attempt was made to bind an existing resource to a new location in the hierarchy, but a lock could not be obtained on the resource.

Action: Commit or roll back the transaction that has the lock on the resource.

ORA-31036: XSL processing context initialization failed

Cause: A error occurred while creating a XSL context.

Action: Contact Oracle Support Services.

ORA-31037: Invalid XML attribute name *string*

Cause: The attribute name in the XML document did not match anything in the associated schema.

Action: Supply only schema-defined or XML standard attributes.

ORA-31038: Invalid *string* value: "*string*"

Cause: The text in the XML document did not represent a valid value given the datatype and other constraints in the schema.

Action: Ensure that the specified value in XML documents is valid with respect to the datatype and other constraints in the schema.

ORA-31039: XML namespace length *string* exceeds maximum *string*

Cause: The length of the disk-formatted XML namespace exceeded the maximum.

Action: Keep XML namespace declarations below the maximum length.

ORA-31040: Property *string*: XML type (*string*) not compatible with internal memory type (*string*)

Cause: The XML datatype given is inconsistent with the database datatype, and a conversion cannot be made.

Action: This is an internal error, generally resulting from corruption of the compiled XML schema. Re-register schemas, or contact Oracle support.

ORA-31041: Property *string*: Memory type (*string*) not compatible with database type (*string*)

Cause: The memory type associated with this property is mapped to an incompatible database type, and a conversion cannot be made.

Action: This is an internal error, generally resulting from corruption of the compiled XML schema. Re-register schemas, or contact Oracle support.

ORA-31042: Too many properties in type '*string*'

Cause: The type can only have the same number of properties (elements and attributes) as a table can have columns.

Action: Modify the XML schema to move properties into subelements that are not inlined.

ORA-31043: Element '*string*' not globally defined in schema '*string*'

Cause: The specified element name has not been defined at the top level of the XML schema (i.e. globally). Elements must be defined globally to be the root of an XMLType object.

Action: Check the XML schema definition to make sure the specified element name has been defined at the top level.

ORA-31044: Top-level prefix length *string* exceeds maximum *string*

Cause: An attempt was made to save to disk a top-level XML namespace prefix whose length exceeded the maximum.

Action: Do not define XML namespace prefixes that exceed the maximum length.

ORA-31045: Cannot store more than *string* extras outside the root XML node

Cause: An attempt was made to store more than the maximum number of XML extras (e.g. comments and processing instructions) either before or after the document's root node.

Action: Keep the number of extras outside the root node below the maximum.

ORA-31046: Incorrect argument(s) specified in the operator

Cause: One or more of the arguments specified in the operator in the query are incorrect

Action: Correct the arguments specified in the operator

ORA-31047: Could not retrieve resource data at path *string*

Cause: An error occurred while retrieving the contents and/or metadata of a resource.

Action: Contact Oracle customer support.

ORA-31048: Unsaved resources cannot be updated

Cause: An attempt was made to update a resource that was never saved to disk.

Action: Perform a resource insertion instead.

ORA-31050: Access denied

Cause: The requested access privileges have not been granted to the current user. User must be granted privileges prior to resource access.

Action: Check the set of requested access privileges to make sure that they are included in the set of access privileges granted to the user.

ORA-31051: Requested access privileges not supported

Cause: The requested access privileges are not supported for the specified resource.

Action: Ensure that the set of requested access privileges are valid access privileges for the specified resource.

ORA-31052: Cannot delete ACL with other references

Cause: The requested deletion of an ACL resource cannot proceed. The ACL is in use by other resources.

Action: Remove the resources that are making reference to the ACL in question and try again.

ORA-31053: The value of the depth argument in the operator cannot be negative

Cause: The value of the depth argument passed to the primary operator is not a positive integer

Action: Pass a positive value of the depth argument

ORA-31054: The *string* operator cannot have an ancillary operator

Cause: An ancillary operator was used with an operator which does not support ancillary operators

Action: Remove the ancillary operator in the query

ORA-31055: A null XMLType element cannot be inserted into RESOURCE_VIEW

Cause: The element which is being inserted into the RESOURCE_VIEW is NULL

Action: Specify a non-null XMLType element to insert into RESOURCE_VIEW

ORA-31056: The document being inserted does not conform to *string*

Cause: The XMLType element being inserted into the RESOURCE_VIEW does not conform to the specified Schema

Action: Insert an element which conforms to the specified Schema

ORA-31057: Display Name of the element being inserted is null

Cause: The Display Name of the element which is being inserted into the RESOURCE_VIEW is null

Action: Specify the Display Name and insert the element into RESOURCE_VIEW

ORA-31058: cannot modify read-only XOBs

Cause: Read-Only XOBs cannot be modified.

Action: Use only read operations on such a XOB.

ORA-31059: Cannot insert root XML document node if it already exists

Cause: An attempt was made to insert a root node into an XML document that already had a root node.

Action: Call the appropriate replace function to replace the node instead of inserting it anew.

ORA-31060: Resource at path *string* could not be deleted

Cause: An error occurred while deleting the named resource. The specific error can be found one lower on the error stack.

Action: Look at the next error on the stack and take appropriate action.

ORA-31061: XDB error: *string*

Cause: The specified error occurred in XDB.

Action: Correct the error or contact Oracle Support Services.

ORA-31062: Cannot delete an unsaved resource

Cause: An attempt was made to delete a resource that had not been saved to disk.

Action: Delete only saved resources.

ORA-31063: XPath compilation failed: *string*.\n*nstring*

Cause: XPath compilation failed for specified reason.

Action: Contact Oracle Support Services.

ORA-31064: Cannot instantiate abstract element or property [*string*]

Cause: An attempt was made instantiate an abstract element.

Action: Use only read operations on such elements.

ORA-31065: Cannot modify read-only property [*string*]

Cause: An attempt was made to modify an immutable XML node.

Action: Use only read operations on such properties.

ORA-31066: Insertion of *string* into *string* creates a cycle

Cause: An attempt was made to insert a link into the XDB hierarchy that would create a cycle in the tree.

Action: Ensure that links to existing resources do not cause cycles.

ORA-31067: XML nodes must be updated with valid nodes and of the same type

Cause: An attempt was made to use updateXML to update an XML node with a node of another type.

Action: Ensure that the node specified by the XPath matches the type of new data provided.

ORA-31068: updateXML expected data format [*string*] instead of [*string*]

Cause: An attempt was made to use updateXML to update data with a node of the incorrect type. Text and attribute nodes must be updated with string data, whereas element nodes must be updated with XMLType data.

Action: Use CREATEXML or getStringVal to coerce the new data to the proper format.

ORA-31069: Cannot apply typed changes to non-schema-based XMLType nodes

Cause: An attempt was made to insert, delete, or update a non-schema-based XMLType node using an XML schema definition.

Action: Make changes to non-typed nodes only by referencing their tag names.

ORA-31070: Invalid database user ID *string*

Cause: An attempt was made set an invalid user ID into an XDB resource metadata property.

Action: Verify the validity of the user ID and try again.

ORA-31071: Invalid database username or GUID *string*

Cause: An attempt was made to set an invalid username or GUID into an XDB resource metadata property.

Action: Verify the validity of the username or GUID and try again.

ORA-31072: Too many child nodes in XMLType fragment for updateXML

Cause: An attempt was made to pass an XMLType fragment with multiple children as new data for the updateXML operator.

Action: Extract the desired child from the XMLType before passing it to updateXML as the desired new XML node.

ORA-31073: Resource not retrieved using path name

Cause: An attempt was made to access the path name of a resource that was either never saved to disk or was loaded using a method other than with its path name.

Action: Perform path name operations only on resources obtained using a path name.

ORA-31074: XML comment length *string* exceeds maximum *string*

Cause: The length of the disk-formatted XML comment exceeded the maximum.

Action: Keep outer XML comments declarations below the maximum length.

ORA-31075: invalid *string* declaration in XML Schema

Cause: The XML schema contains an invalid declaration identified by the message.

Action: Fix the identified error and try again.

ORA-31076: required attribute "*string*" not specified

Cause: The XML schema does not specify a required attribute.

Action: Specify a value for the required attribute.

ORA-31077: invalid attribute "*string*" specified

Cause: The XML schema specifies an invalid attribute.

Action: Remove specification of the invalid attribute.

ORA-31078: error in SQL mapping information

Cause: There is an error in the SQL type and table specification within the XML Schema.

Action: Ensure that all specified SQL types and tables are valid and compatible with the corresponding XML types.

ORA-31079: unable to resolve reference to *string* "*string*"

Cause: The identified type or attribute or element could not be resolved.

Action: Make sure that the name corresponds to a valid XML (simple/complex) type or attribute or element and try again.

ORA-31080: type not specified for attribute or element "*string*"

Cause: The identified attribute or element does not have a type.

Action: Make sure that every attribute and element has a valid type specification.

ORA-31081: name not specified for global declaration

Cause: The XML schema does not specify the name for the global declaration of attribute or element or simpleType or complexType.

Action: Specify names for all global declarations.

ORA-31082: invalid attribute "*string*" specified in declaration of "*string*"

Cause: The XML schema specifies an invalid attribute.

Action: Remove specification of the invalid attribute.

ORA-31083: error while creating SQL type "*string*"."*string*"

Cause: An error occurred while trying to create the SQL type based on the specification of a complex type.

Action: Fix the identified error and try again.

ORA-31084: error while creating table "*string*"."*string*" for element "*string*"

Cause: An error occurred while trying to create the table based on the declaration for the identified element.

Action: Fix the identified error and try again.

ORA-31085: schema "*string*" already registered

Cause: An attempt was made to register a schema with the same URL as a previously registered schema.

Action: Register the schema with a different URL.

ORA-31086: insufficient privileges to register schema "*string*"

Cause: An attempt was made to register a schema without sufficient privileges.

Action: Make sure that the user has sufficient privileges to register the schema.

ORA-31087: insufficient privileges to delete schema "*string*"

Cause: An attempt was made to delete a schema resource without sufficient privileges.

Action: Make sure that the user has sufficient privileges to delete the schema.

ORA-31088: object "*string*."*string*" depends on the schema

Cause: An attempt was made to delete a schema which has dependent objects.

Action: Either drop the dependent objects prior to deleting the schema or use the CASCADE or FORCE options.

ORA-31089: schema "*string*" does not target namespace "*string*"

Cause: The schema document contains references (via include and import definitions) to other schemas that do not belong to valid namespaces.

Action: Make sure that all schemas referenced via include definitions target the same namespace as the parent schema. Further make sure that the namespace specified in the import definition matches the actual target namespace of the specified schema.

ORA-31090: invalid database schema name "*string*"

Cause: The XML schema document contains an invalid database schema name. For example, the value of attribute SQLSchema

Action: Make sure that all database user/schema names specified in the XML schema document refer to existing database users/schemas.

ORA-31091: empty string specified as a SQL name

Cause: The XML schema document contains a null SQL name. For example, the values of attributes SQLName, SQLType, defaultTable.

Action: Make sure that all names of SQL schema objects specified in the XML schema document are valid SQL names. Otherwise, remove such attributes from the schema and try again.

ORA-31092: invalid SQL name "*string*"

Cause: The XML schema document contains an invalid SQL name. For example, the values of attributes SQLName, SQLType, defaultTable.

Action: Make sure that all names of SQL schema objects specified in the XML schema document are valid SQL names. This implies that the database length and other restrictions on names be satisfied.

ORA-31093: null or invalid value specified for parameter : *string*

Cause: The argument value passed for the given parameter is null or invalid.

Action: Make sure that all the input argument values are valid.

ORA-31094: incompatible SQL type "string" for attribute or element "string"

Cause: The SQL type information provided in the XML schema is not compatible with the XML datatype for the specified attribute or element.

Action: Make sure that the specified SQL types are compatible with the declared XML datatypes.

ORA-31095: cannot generate string : "string.string" already exists

Cause: The type/table name specified in the XML schema document cannot be generated because it is already being used.

Action: Use different names for types/tables or use the NOGEN mode so that schema compiler does not generate new types/tables.

ORA-31096: validation failed for schema

Cause: The XML Schema could not be validated.

Action: Make sure that the SQLType and other datatype mapping is valid.

ORA-31097: Hierarchical Index not empty

Cause: An attempt was made to rebuild the hierarchical index which is not empty.

Action: Delete all rows in the hierarchical index and then rebuild it.

ORA-31099: XDB Security Internal Error

Cause: An XDB Security internal error has occurred.

Action: Contact Oracle Support.

ORA-31100: XDB Locking Internal Error

Cause: An XDB Locking Internal error has occurred.

Action: Contact Oracle Support.

ORA-31101: Token "string" not given while locking resource "string"

Cause: Locking attempted on resource when the principal already owns a lock given by the token above.

Action: Reattempt the lock with the token.

ORA-31102: Already locked in exclusive mode. Cannot add lock.

Cause: The resource is already locked in exclusive mode. Cannot add another lock.

Action: Unlock the existing lock.

ORA-31103: Resource locked in shared mode. Cannot add exclusive lock

Cause: The resource is locked in shared mode. Cannot add a shared lock.

Action: Try locking in shared mode or unlocking the existing lock.

ORA-31104: Cannot find lock with token "string" on "string"

Cause: The lock may have been unlocked or expired. If token was supplied, token may be wrong.

Action: Verify this lock exists. Supply correct token.

ORA-31105: User does not own lock with supplied token "string"

Cause: The lock corresponding to the supplied token is not owned by the user.

Action: Log on as correct user. Supply correct token.

ORA-31106: Action failed as the parent container is locked

ORA-31107: Action failed as resource "*string*" is locked by name lock

Cause: Lock requests cause the whole request URI to be locked

Action: Supply lock token or unlock the lock

ORA-31108: Action failed as resource *string* is locked

Cause: Delete/Rename failed because of an existing lock

Action: Do lockdiscovery to find the lock and delete it.

ORA-31109: Action failed as parent resource *string* is locked

Cause: Delete/Rename failed because of an lock on parent resource

Action: Do lockdiscovery to find the lock and delete it.

ORA-31110: Action failed as resource *string* is locked by name

Cause: Delete/Rename failed because one of the children is locked.

Action: Do lockdiscovery to find the lock and delete it.

ORA-31111: table *string* cannot be hierarchically enabled

Cause: Trigger *tablename_xdb_pittrigger* already exists

Action: Either the table is already hierarchically enabled or the user trigger *tablename_xdb_pittrigger* needs to be dropped. Delete all rows in the hierarchical index and then rebuild it.

ORA-31112: fail to *string* for *string* port using xdb configuration

Cause: port number for the defined presentation is not valid

Action: Either the port number is already in use or it is protected. Specify another port number.

ORA-31113: XDB configuration may not be updated with non-schema compliant data

Cause: An attempt was made to update the XDB configuration resource with non-schema or non-schema compliant data.

Action: Check the document to make sure it is schema based and schema compliant.

ORA-31114: XDB configuration has been deleted or is corrupted

Cause: The XDB configuration resource has been deleted or corrupted.

Action: Reinstall XDB, or reinsert a valid configuration document.

ORA-31115: XDB configuration error: *string*

Cause: An error related to XDB configuration has occurred.

Action: Make sure the configuration resource contains valid data.

ORA-31116: Tablespace not specified correctly

Cause: XDB cannot be moved to the specified tablespace.

Action: Specify a valid tablespace.

ORA-31117: Table "*string*".*string*" is not resource metadata enabled

Cause: This table does not have a RESID column for resource metadata

Action: Use `disable/enable_hierarchy` to enable resource metadata

ORA-31118: System schema "*string*" already registered

Cause: An attempt was made to register schema with same URL as a system schema.

Action: Change the schema URL to avoid conflicts with system XML schemas.

ORA-31119: XDB configuration cannot be updated on all instances

Cause: An attempt was made to update XDB configuration.

Action: Ensure that each instance is correctly configured with its listener.

ORA-31120: usedPort cannot be invoked in a Pluggable Database

Cause: An attempt was made to invoke 'usedPort' in a Pluggable Database.

Action: Connect to the root container and invoke 'usedPort'.

ORA-31121: The *string* operator cannot be FALSE

Cause: The value of the operator that was specified is FALSE.

Action: Specify an operator that evaluates to TRUE.

ORA-31122: The *string* operator has incorrect RHS value

Cause: The value on the right hand side, that has been specified for the operator did not evaluate to TRUE.

Action: Specify a value on the right hand side that evaluates to TRUE .

ORA-31127: RCList cannot contain noncommitted resource configuration

Cause: A commit was not executed after adding a resource configuration to an RCList by calling DBMS_RESCONFIG.ADDRESCONFIG()

Action: Make sure a commit is executed after calling DBMS_RESCONFIG.ADDRESCONFIG()

ORA-31128: The event handler calls cannot exceed the depth of *string*

Cause: Tried to fire an event with depth exceeding the maximum.

Action: Make sure the event that is being fired does not generate infinitely recursive calls, either to itself or to other functions or procedures.

ORA-31129: Unable to retrieve repository's resource configuration

Cause: Tried to access a resource configuration referenced by the XDB repository that has been deleted.

Action: Disassociate the resource configuration from the repository.

ORA-31130: Specified resource configuration is not associated with given resource

Cause: Tried to delete a nonexistent resource configuration from the configuration list of the target resource.

Action: Make sure that the resource and resource configuration names are specified correctly and the resource configuration belongs to the configuration list of the given resource.

ORA-31131: RCList contains OID that is not a resource configuration OID

Cause: The OID in *RCList* element was not a resource configuration OID.

Action: Update the *RCList* element and resubmit statement.

ORA-31132: Cannot validate handler "*string*"."*string*"

Cause: Attempted to invoke an invalid event handler. This can be a result of one of the following reasons: 1) The handler did not exist. 2) The handler could not be compiled successfully.

Action: Verify that the named handler does exist, then recompile and fix all compilation errors that may subsequently arise.

ORA-31133: Cannot execute handler "*string*"."*string*" with invoker rights

Cause: Attempted to invoke an event handler with invoker rights when the SET-INVOKER attribute in the resource configuration that defines the handler was not set to TRUE.

Action: Either redefine the named handler with definer rights or change the SET-INVOKER attribute in the resource configuration that defines the named handler to TRUE.

ORA-31134: Cannot delete a configuration that is referenced by other resources

Cause: Attempted to delete a resource configuration that was referenced by other resources.

Action: Remove all references to the target resource configuration by executing DELETERESCONFIG or DELETEREPOSITORYRESCONFIG procedures in DBMS_RESCONFIG package or specify the DELETE_FORCE option in the DELETERESOURCE statement.

ORA-31135: Resource has already been rendered

Cause: One of the following has occurred: 1) Attempted to invoke setRender* method after the resource was rendered through a setRender* method or after data was written to the output stream. 2) Attempted to access the output stream of the resource after a setRender* method was executed on the resource.

Action: Remove the method causing the problem.

ORA-31136: Resource configuration *string* is already associated with the resource *string*

Cause: The resource configuration already exists in the resource configuration list of the resource or the repository

Action: Check if this resource configuration really needs to be added. If so, remove it from resource and repository lists before adding it.

ORA-31137: Index out of range

Cause: The position specified was not valid.

Action: Check ($0 \leq \text{pos} < \text{size of the configuration list of the target resource}$)

ORA-31138: Resource-configuration is being referenced by one or more resources

Cause: Tried to add a resource configuration to the repository that was being referenced by existing resources.

Action: Remove the resource configuration from other resources before trying to add it to the repository again.

ORA-31139: Invalid resource configuration list

Cause: Attempted to create or update a resource that had duplicate resource configurations or conflicted with the repository configurations.

Action: Correct the resource configuration list and re-submit statement.

ORA-31140: Illegal operation: *string*

Cause: Tried to invoke a method when it was not allowed.

Action: Do not execute the indicated method.

ORA-31141: Must specify a valid path value

Cause: The path specified for the *defaultChildConfig* or *defaultChildACL* element must refer to an existing resource.

Action: Correct problem and resubmit statement.

ORA-31142: Must specify the schema for each listener

Cause: The schema element was not specified.

Action: Correct problem and resubmit statement.

ORA-31143: XDB_SET_INVOKER role is required

Cause: XDB_SET_INVOKER role was required to set the SET-INVOKER attribute to TRUE.

Action: Correct problem and resubmit statement.

ORA-31144: Implementation language for *string* is not specified

Cause: Implementation language for specified listener source was not specified.

Action: Correct problem and resubmit statement.

ORA-31145: Duplicate listener, *string*, found in resource configuration

Cause: Duplicate listener source was found in resource configuration.

Action: Remove duplicates and resubmit statement.

ORA-31146: Invalid listener source *string.string*

Cause: The listener source specified in the resource configuration did not exist or was invalid.

Action: Correct the listener source in the *listener* element and resubmit statement.

ORA-31147: *string* is not an ACL resource

Cause: The specified resource did not conform to acl.xsd schema.

Action: Specify a valid path for the *defaultChildACL* element and resubmit statement.

ORA-31148: *string* is not a valid resource configuration

Cause: The resource specified in the *defaultChildConfig* element while creating a resource configuration or specified as the *rpath* in a call using DBMS_RESCONFIG package did not conform to XDBResConfig.xsd schema.

Action: Specify a valid path and resubmit statement.

ORA-31149: no such schema: *string*

Cause: Nonexistent schema defined in the resource configuration.

Action: Specify a valid schema in the resource configuration and resubmit statement.

ORA-31150: uncaught error in handler *string*

Cause: The named handler raised an exception.

Action: Fix the identified error.

ORA-31151: Cyclic definition encountered for *string*: "*string*"

Cause: The schema definition for this type has cycles.

Action: Remove cyclic definition and re-compile schema.

ORA-31153: Cannot create schema URL with reserved prefix "*http://xmlns.oracle.com/xdb/schemas/*"

Cause: This prefix is reserved for XDB extended schema URLs and cannot be used in a user specified URL.

Action: Modify the prefix to a different one.

ORA-31154: invalid XML document

Cause: The XML document is invalid with respect to its XML Schema.

Action: Fix the errors identified and try again.

ORA-31155: attribute *string* not in XDB namespace

Cause: The specified attribute should be prefixed with XDB's namespace.

Action: Ensure that all XDB specified attributes are prefixed with XDB's namespace and try again.

ORA-31157: Invalid Content-Type charset

Cause: HTTP Content-Type header had a charset that Oracle does not understand.

Action: Fix the Content-Type header in the HTTP request.

ORA-31158: schema "*string*" currently being referenced

Cause: The specified schema URL is currently being referenced by the same session. This could happen because of PLSQL XMLType variables still in scope.

Action: Ensure all references to this schema in this session are released and try the operation again.

ORA-31159: XML DB is in an invalid state

Cause: XML DB's internal tables are in an invalid state, probably because the database was not upgraded or the upgrade was not successful

Action: Ensure that the database is upgraded successfully. If the problem persists, contact Oracle Support

ORA-31160: max substitution group size *string* exceeded by "*string*" (*string*) for head element "*string*" (*string*)

Cause: The maximum limit on nested substitution groups has been exceeded by an element.

Action: Delete specified schema and re-register it after removing the offending substitution element.

ORA-31161: element or attribute "*string*" cannot be stored out of line

Cause: An element or attribute of a simple type has SQLInline=false

Action: Remove the SQLInline=false qualification for the offending element or attribute

ORA-31162: element or attribute "*string*" has no SQLType specified

Cause: Schema registration was invoked with GENTYPES=false without specifying a SQLType for some element or attribute

Action: Specify a SQLType for the offending element or attribute and register the schema again

ORA-31163: element or attribute "string" has invalid attribute value "string" (should be "string")

Cause: An element or attribute for a complexType derived by restriction has an attribute whose value is different from that in the base type

Action: Remove the mismatched attribute values from the offending element or attribute

ORA-31164: cannot load object-relational XML attribute using direct path \n

Cause: The table being loaded contains a xml column with object-relational storage. The xmltype column contains a type with subtypes. This type of attribute cannot be loaded with direct path.

Action: Perform the load with conventional path mode.

ORA-31165: cannot load object-relational XML attribute using direct path \n

Cause: The table being loaded contains a xml column with object-relational storage. The xmltype column either contains an out-of-line partitioned table or the table itself is partitioned by one of the attributes of xmltype. This type of table cannot be loaded with direct path.

Action: Perform the load with conventional path mode.

ORA-31167: XML nodes over 64K in size cannot be inserted

Cause: An attempt was made to insert an XML Text Node with a size greater than 64K. This is not supported.

Action: Create text nodes under 64K.

ORA-31168: Node localname and namespace values should be less than 64K

Cause: An attempt was made to specify an XML Node with localname or namespace value greater than or equal to 64K. This is not supported.

Action: Node localnames and namespace values should be under 64K.

ORA-31169: Number of children (string) defined in 'string' exceeds maximum (string)

Cause: An attempt was made to define more than the allowed number of children in a complexType of an XMLSchema document.

Action: Modify the XML Schema to move children of complexType into subelements that are not inlined.

ORA-31170: Cyclic Schema Registration without using FORCE option

Cause: An attempt was made to register cyclic schemas with FORCE = false.

Action: Use FORCE = true when registering cyclic schemas.

ORA-31171: schema processing error LSX-string\nwhile string

Cause: An LSX routine returned an error.

Action: Look up the LSX error and follow its corrective action.

ORA-31172: cannot load ADT column or XMLType column using direct path

Cause: The table being loaded contained an ADT column or XMLType column with object-relational or binary storage and supplemental logging was enabled for the

table. Direct path load is not supported for such tables when supplemental logging is enabled.

Action: Perform the load with conventional path mode.

ORA-31176: API not supported in this release

Cause: This API was not supported.

Action: None

ORA-31180: DOM Type mismatch in invalid PL/SQL DOM handle

Cause: The specified PL/SQL DOM handle is referencing a DOM Node whose DOM Type that does not match the one available in the session. This could happen because the pl/sql handle was reused, or the original document is no longer available.

Action: Ensure that the pl/sql handle for the target node is valid and try the operation again.

ORA-31181: PL/SQL DOM handle accesses node that is no longer available

Cause: The specified pl/sql handle is referencing a node in a DOM Document that is no longer available.

Action: Ensure that the pl/sql handle for the target node is valid and try the operation again.

ORA-31182: Too many PL/SQL DOM handles specified

Cause: An attempt was made to create a PL/SQL DOM handle that exceeded the maximum allowable number of PL/SQL DOM handles.

Action: Free PL/SQL DOM handles and try the operation again.

ORA-31183: Node type *string* cannot be converted to desired type

Cause: The given node's type cannot be converted correctly for this operation. For example, a DOM Element cannot be converted to Document Fragment

Action: Pass a valid node type for the conversion.

ORA-31185: DOM Nodes do not belong to the same DOM Document

Cause: The specified PL/SQL DOM Node does not belong to the parent DOM Document of the referring DOM Node.

Action: Ensure that both the DOM Nodes are part of the same DOM Document.

ORA-31186: Document contains too many nodes

Cause: Unable to load the document because it has exceeded the maximum allocated number of DOM nodes.

Action: Reduces the size of the document.

ORA-31187: Cannot Add Node '*string*' (type='*string*') to Simple Type Node '*string*'

Cause: Trying to add attribute/element nodes to a simple type against the schema definition. Simple types can have only special attribute like namespaces, xsi:nil etc.

Action: Use a valid node for the operation.

ORA-31188: The specified printing option is invalid

Cause: The printing option specified in the operation is invalid.

Action: Use a valid printing option for the operation.

ORA-31190: Resource *string* is not a version-controlled resource

Cause: Either one of the following is the cause: - Checkout is requested for a resource that isn't under version control". Only version-controlled resource can be checked out.
- Checkout is requested for a row of a non-versioned table.

Action: put the resource under version-control before checking out.

ORA-31191: Resource *string* is already checked out

Cause: Either one of the following is the cause: - Checkout is requested for a resource that is already checked out to the workspace by the same or different user.

Action: checked in the resource from the workspace before checking out

ORA-31192: Resource *string* has not been checked out

Cause: Either one of the following is the cause: - Checkin or uncheckout is requested for a resource that has not been checked out to the workspace by any user in a workspace

Action: checked in the resource from the workspace before checking out

ORA-31193: This versioning feature isn't supported for resource *string*

Cause: Either one of the following is the cause: - Container cannot be put under version-controlled.

Action: Avoid using these features.

ORA-31194: Resource *string* is already deleted

Cause: Access a version-controlled resource that is already deleted.

Action: Recreate the resource. Remove the cyclic definitions in the type and retry compilation.

ORA-31195: XML node '*string*' (type=*string*) does not support this operation

Cause: The given node's type is not supported for this operation. For example, trying to add children to an attribute node, or passing in a document node as a child, are unsupported operations.

Action: Use a valid node type for the operation.

ORA-31196: XML nodes over *string* in size cannot be printed

Cause: An attempt was made to use an XML Text Node with a size greater than 64K, or an XML Comment Node with a size greater than 4K. These cannot be printed. For example, trying to add children to an attribute node, or passing in a document node as a child, are unsupported operations.

Action: Use getClobVal() or getStringVal() to print the Document.

ORA-31197: Error in processing file *string*

Cause: An error occurred while operating on the specified file. The possible causes are the file header is corrupt or check the next error on stack

Action: Ensure that the specified file is correct. Look at the next error on the stack and take appropriate action.

ORA-31198: Mismatch in number of bytes transferred due to non-binary mode

Cause: An error occurred while reading the specified file. The most probable cause is that the transfer was initiated in ASCII mode.

Action: Ensure that the transfer mode is set to BINARY

ORA-31199: Warning in processing file *string*

Cause: A warning was raised while operating on the specified file. However, the current operation was completed successfully.

Action: This is primarily an informational message. Look at the next error on the stack to obtain further information.

ORA-31200: Invalid ACL Argument

Cause: A System Constraining ACL was passed as one of the arguments to this function.

Action: Please ensure that none of the aclid arguments are for the System Constraining ACL.

ORA-31201: DBMS_LDAP: generic error: *string*

Cause: There has been an error in the DBMS_LDAP package.

Action: Please report the error number and description to Oracle Support.

ORA-31202: DBMS_LDAP: LDAP client/server error: *string*

Cause: There is a problem either on the LDAP server or on the client.

Action: Please report this error to the LDAP server administrator or your Database administrator.

ORA-31203: DBMS_LDAP: PL/SQL - Init Failed.

Cause: There has been an error in the DBMS_LDAP Init operation.

Action: Please check the host name and port number, or report the error number and description to Oracle Support.

ORA-31204: DBMS_LDAP: PL/SQL - Invalid LDAP Session.

Cause: There has been an error in the DBMS_LDAP bind operation.

Action: Please check the session handler that you use for binding, or report the error number and description to Oracle Support.

ORA-31205: DBMS_LDAP: PL/SQL - Invalid LDAP Auth method.

Cause: There has been an error in the DBMS_LDAP bind operation.

Action: Please check the authentication credentials that you use for binding, or report the error number and description to Oracle Support.

ORA-31206: DBMS_LDAP: PL/SQL - Invalid LDAP search scope.

Cause: There has been an error in the DBMS_LDAP search operation.

Action: Please check the search scope that you use for search, or report the error number and description to Oracle Support.

ORA-31207: DBMS_LDAP: PL/SQL - Invalid LDAP search time value.

Cause: There has been an error in the DBMS_LDAP search operation.

Action: Please check the search time value that you use for search, or report the error number and description to Oracle Support.

ORA-31208: DBMS_LDAP: PL/SQL - Invalid LDAP Message.

Cause: There has been an error in the DBMS_LDAP operation.

Action: Please check the LDAP message that you use for LDAP operation, or report the error number and description to Oracle Support.

ORA-31209: DBMS_LDAP: PL/SQL - LDAP count_entry error.

Cause: There has been an error in the DBMS_LDAP count_entry operation.

Action: Please check the LDAP count_operation, or report the error number and description to Oracle Support.

ORA-31210: DBMS_LDAP: PL/SQL - LDAP get_dn error.

Cause: There has been an error in the DBMS_LDAP get_dn operation.

Action: Please check the LDAP get_dn, or report the error number and description to Oracle Support.

ORA-31211: DBMS_LDAP: PL/SQL - Invalid LDAP entry dn.

Cause: There has been an error in the DBMS_LDAP operation.

Action: Please check the entry dn that you use for LDAP operation, or report the error number and description to Oracle Support.

ORA-31212: DBMS_LDAP: PL/SQL - Invalid LDAP mod_array.

Cause: There has been an error in the DBMS_LDAP operation.

Action: Please check the LDAP mod_array that you use for LDAP operation, or report the error number and description to Oracle Support.

ORA-31213: DBMS_LDAP: PL/SQL - Invalid LDAP mod option.

Cause: There has been an error in the DBMS_LDAP populate_mod_array operation.

Action: Please check the LDAP mod option that you use for LDAP populate_mod_array operation, or report the error number and description to Oracle Support.

ORA-31214: DBMS_LDAP: PL/SQL - Invalid LDAP mod type.

Cause: There has been an error in the DBMS_LDAP populate_mod_array operation.

Action: Please check the LDAP mod type that you use for LDAP populate_mod_array operation, or report the error number and description to Oracle Support.

ORA-31215: DBMS_LDAP: PL/SQL - Invalid LDAP mod value.

Cause: There has been an error in the DBMS_LDAP populate_mod_array operation.

Action: Please check the LDAP mod value that you use for LDAP populate_mod_array operation, or report the error number and description to Oracle Support.

ORA-31216: DBMS_LDAP: PL/SQL - Invalid LDAP rdn.

Cause: There has been an error in the DBMS_LDAP operation.

Action: Please check the LDAP rdn value that you use for LDAP operation, or report the error number and description to Oracle Support.

ORA-31217: DBMS_LDAP: PL/SQL - Invalid LDAP newparent.

Cause: There has been an error in the DBMS_LDAP rename_s operation.

Action: Please check the LDAP newparent value that you use for LDAP rename_s operation, or report the error number and description to Oracle Support.

ORA-31218: DBMS_LDAP: PL/SQL - Invalid LDAP deleteoldrdn.

Cause: There has been an error in the DBMS_LDAP rename_s operation.

Action: Please check the LDAP deleteoldrdn value that you use for LDAP rename_s operation, or report the error number and description to Oracle Support.

ORA-31219: DBMS_LDAP: PL/SQL - Invalid LDAP notypes.

Cause: There has been an error in the DBMS_LDAP explode_dn or explode_rdn operation.

Action: Please check the LDAP notypes value that you use for LDAP explode_dn or explode_rdn operation, or report the error number and description to Oracle Support.

ORA-31220: DBMS_LDAP: PL/SQL - Invalid LDAP SSL wallet location.

Cause: There has been an error in the DBMS_LDAP operation.

Action: Please check the LDAP sslwrl value that you use for LDAP operation, or report the error number and description to Oracle Support.

ORA-31221: DBMS_LDAP: PL/SQL - Invalid LDAP SSL wallet passwd.

Cause: There has been an error in the DBMS_LDAP operation.

Action: Please check the LDAP sslpasswd value that you use for LDAP operation, or report the error number and description to Oracle Support.

ORA-31222: DBMS_LDAP: PL/SQL - Invalid LDAP SSL authentication mode.

Cause: There has been an error in the DBMS_LDAP operation.

Action: Please check the LDAP sslauth value that you use for LDAP operation, or report the error number and description to Oracle Support.

ORA-31223: DBMS_LDAP: cannot open more than *string* LDAP server connections

Cause: An attempt was made to open more than the maximum allowed LDAP server connections.

Action: Free unused connections.

ORA-31224: DBMS_LDAP: invalid LDAP session

Cause: An attempt was made by a PL/SQL module to use an LDAP session which is not valid and might have already been closed.

Action: Check the LDAP session handle in PL/SQL module involving DBMS_LDAP.

ORA-31225: DBMS_LDAP: invalid BER_ELEMENT

Cause: An attempt was made by a PL/SQL module to use a BER_ELEMENT which is not valid and might have already been freed.

Action: Check the BER_ELEMENT in PL/SQL module involving DBMS_LDAP.

ORA-31226: DBMS_LDAP: MOD_ARRAY size limit exceeded

Cause: An attempt was made by a PL/SQL module to add an element beyond the MOD_ARRAY size limit.

Action: Increase the MOD_ARRAY size limit in PL/SQL module involving DBMS_LDAP.

ORA-31227: DBMS_LDAP: invalid LDAP MESSAGE handle

Cause: An attempt was made by a PL/SQL module to use an LDAP MESSAGE handle which is not valid and might have already been freed.

Action: Check the LDAP MESSAGE handle in PL/SQL module involving DBMS_LDAP.

ORA-31228: DBMS_LDAP: invalid MOD_ARRAY

Cause: An attempt was made by a PL/SQL module to use a MOD_ARRAY which is not valid and might have already been freed.

Action: Check the MOD_ARRAY in PL/SQL module involving DBMS_LDAP.

ORA-31229: DBMS_LDAP: invalid input parameter

Cause: An invalid argument has been passed by a PL/SQL module to a DBMS_LDAP subprogram

Action: Check the input argument to the DBMS_LDAP subprogram in PL/SQL module involving DBMS_LDAP.

ORA-31230: DBMS_LDAP: unable to dynamically allocate additional memory

Cause: An error occurred during dynamic memory allocation from session heap.

Action: Verify that adequate memory resources are available.

ORA-31231: DBMS_LDAP: invalid PROPERTY_SET

Cause: An attempt was made by a PL/SQL module to use a PROPERTY_SET which is not valid and might have already been freed.

Action: Check the PROPERTY_SET in PL/SQL module involving DBMS_LDAP.

ORA-31232: DBMS_LDAP: invalid MOD_PROPERTY_SET

Cause: An attempt was made by a PL/SQL module to use a MOD_PROPERTY_SET which is not valid and might have already been freed.

Action: Check the MOD_PROPERTY_SET in PL/SQL module involving DBMS_LDAP.

ORA-31398: DBMS_LDAP: Shared servers are not supported.

Cause: The session executing functions from the DBMS_LDAP package is being handled by a shared server in the Database.

Action: Use dedicated database sessions to execute functions in the DBMS_LDAP package.

ORA-31399: Cannot contact LDAP server *string* at port *number*

Cause: The LDAP server specified could not be contacted. This can happen if the server is down or inaccessible.

Action: Contact the administrator of the LDAP server

ORA-31401: change source *string* is not an existing change source

Cause: The caller did not use the name of an existing change source. The name given does not match the name of any existing change source.

Action: Check the spelling of the change source name. Choose an existing change source.

ORA-31402: unrecognized parameter *string*

Cause: Unrecognized parameter was detected.

Action: Check for too many parameters in the call.

ORA-31403: change table *string* already contains a column *string*

Cause: Issued ALTER_CHANGE_TABLE with an add operation but a column by this name already exists in the specified table.

Action: Check the names and call the procedure again.

ORA-31404: all input parameters are null

Cause: All input parameters are null. At least one property must be altered.

Action: Call the procedure again, making sure that all the required parameters have been specified. Ensure that at least one parameter is not null. Refer to user documentation for the correct way of calling this procedure.

ORA-31405: cannot make changes while change set *string* is advancing

Cause: The change set is currently advancing. Change sources related to an advancing change set cannot be altered. Change tables related to the advancing change set cannot be created, altered or dropped. Some or all the parameters of the change set cannot be altered while the set is advancing.

Action: Wait until the change set has finished advancing, then reissue the command. If altering the change set, only the `advance_enable` parameter can be altered during an advance.

ORA-31406: change source *string* is referenced by a change set

Cause: The operation cannot complete because this change source is referenced by one or more change sets.

Action: Drop the change sets first, then re-issue the command. May have to drop some change tables before the change sets are dropped.

ORA-31407: end_date must be greater than the begin_date

Cause: The end date of the change set is earlier than the begin date. The end date must always be later in time than the begin date, so that the duration between the begin and end dates is a positive amount of time.

Action: Change the begin date and/or the end date, so that the end date is later than the begin date.

ORA-31408: invalid value specified for begin_scn or end_scn

Cause: The `begin_scn` was not greater than zero. The `end_scn` was less than zero. The `end_scn` was less than the `begin_scn`.

Action: Check the values of both `begin_scn` and `end_scn`. Correct them to make sure that they form a legal SCN range. An `end_scn` value of zero indicates an infinite scn range.

ORA-31409: one or more values for input parameters are incorrect

Cause: One or more of the inputs to the procedure had invalid values.

Action: Identify the bad parameter(s) and supply correct values to the procedure.

ORA-31410: change set *string* is not an existing change set

Cause: Could not find an existing change set by this name.

Action: Check the spelling of the change set name. Call the procedure again, passing the correct change set name.

ORA-31411: change set *string* is referenced by a change table

Cause: The operation cannot be performed because the change set contains one or more change tables.

Action: You will need to drop the change table(s) first, then repeat the operation

ORA-31412: change set *string* is disabled and cannot be advanced

Cause: The specified change set is disabled. The change set needs to be enabled for the operation to succeed.

Action: Determine why the change set is disabled and correct this condition. Alter the change set specifying 'y' for `advance_enable` then retry the operation.

ORA-31413: change set *string* is currently being advanced

Cause: An advance operation is in progress for this change set and we only allow one at a time.

Action: Since the change set is currently being advanced, the best action is to wait for it to finish advancing. Only one caller at a time can advance the change set. Check for the cause of long running advance operations.

ORA-31414: error(s) occurred during change table advance

Cause: One or more errors occurred during the advance operation.

Action: Check the log file(s) for a more detailed report of the underlying errors.

ORA-31415: change set *string* does not exist

Cause: Specified change set does not exist or the user does not have access to the publications in that change set. The name specified did not match the name of any existing change set. Certain privileges are required to access the publications within that change set.

Action: Check the name and call the procedure again, with the name of an existing change set. Contact the publisher or database administrator if user privileges are required to access the publications in the change set.

ORA-31416: invalid SOURCE_COLMAP value

Cause: A source_colmap value of 'y' was specified for an asynchronous change table.

Action: Specify a source_colmap parameter value of 'n' and call the procedure again.

ORA-31417: column list contains control column *string*

Cause: Reserved column name was specified in a column list or column type parameter.

Action: Control columns are selected with separate parameters. If you did not want a control column, then change the name of the specified column so that it does not conflict with a reserved column name.

ORA-31418: source schema *string* does not exist

Cause: Trying to create a synchronous change table and the source schema did not match any existing schema names in the database.

Action: Specify the name of an existing schema.

ORA-31419: source table *string* does not exist

Cause: When creating a synchronous change table, the underlying source table must exist when the procedure is called. In this case, the source table did not exist.

Action: Specify the name of an existing table.

ORA-31420: unable to submit the purge job

Cause: When creating the first change table, a purge job is submitted to the job queue. Submission of this purge job failed.

Action: Make sure that job queue processes are enabled and are currently running. If this does not solve the problem, contact Oracle.

ORA-31421: change table does not exist

Cause: Specified change table does not exist.

Action: Recheck the name, and call the procedure again using an existing change table.

ORA-31422: owner schema *string* does not exist

Cause: Value specified for the owner parameter does not contain the name of an existing schema in the database.

Action: Recheck the name, and call the procedure again using an existing schema name.

ORA-31423: change table *string* does not contain column *string*

Cause: Issued ALTER_CHANGE_TABLE with a drop operation and the specified column does not exist in the change table.

Action: Recheck the names, and call the procedure again.

ORA-31424: change table has active subscriptions

Cause: The change table is subscribed to, so it cannot be dropped.

Action: Do not drop a change table while there are active subscribers. If this is an emergency, use the FORCE parameter. This will forcibly drop the change table out from under all subscribers.

ORA-31425: subscription does not exist

Cause: The subscription either did not exist or did not belong to this user.

Action: Call the function again with a valid subscription name.

ORA-31426: cannot modify active subscriptions

Cause: The subscription was already activated so that additional calls to SUBSCRIBE were prohibited.

Action: Subscribe to all the desired tables and columns before activating the subscription. Ensure that the correct subscription name is specified.

ORA-31427: publication *string* already subscribed

Cause: The subscription already contained this publication.

Action: Check the values of subscription_name and publication_id. Check any other subscribe calls to see if they subscribe to columns that are shared among more than one publication on the same source table. Do not attempt to subscribe to the same publication more than once in the same subscription. Use the publication_id variant of the SUBSCRIBE call if needed to specify precise publications.

ORA-31428: no publication contains all the specified columns

Cause: One or more of the specified columns cannot be found in a single publication.

Action: Change the subscription request to select only columns that are in the same publication. Consult the USER_PUBLISHED_COLUMNS view to see current publications.

ORA-31429: subscription has not been activated

Cause: The called procedure required an activated subscription.

Action: Check the subscription name and correct if necessary. Call the ACTIVATE_SUBSCRIPTION procedure for this subscription and then reissue the original command.

ORA-31430: subscriber view exists

Cause: A view that is already in use was specified for the subscriber view.

Action: Call the SUBSCRIBE procedure using a different subscriber view name.

ORA-31431: all source tables must belong to the synchronous change set

Cause: Not all of the source tables belong to the synchronous change set.

Action: Check the spelling of the source tables. Make sure that all of the source tables belong to the synchronous change set.

ORA-31432: invalid source table

Cause: Either the schema_name.source_table did not exist or it did not belong to this subscription.

Action: Check the spelling of the schema_name and source_table. Verify that the specified table exists in the specified schema and is subscribed to by the subscription.

ORA-31433: subscriber view does not exist

Cause: The subscription did not contain this subscriber view.

Action: Recheck the name, and specify the name of an existing subscriber view.

ORA-31434: purge is currently running

Cause: Called the PURGE procedure while a purge job was currently running.

Action: Wait for purge to complete before reissuing this command.

ORA-31435: an error occurred during the purge operation

Cause: An error occurred during the purge operation

Action: Check the logfile for a more detailed report of the underlying errors.

ORA-31436: duplicate change source *string*

Cause: A change source by the specified name already exists.

Action: Recreate the change source with a unique name.

ORA-31437: duplicate change set *string*

Cause: A change set by the specified name already exists.

Action: Recreate the change set with a unique name.

ORA-31438: duplicate change table *string*

Cause: A change table by the specified name already exists.

Action: Recreate the change table with a unique name.

ORA-31439: subscription is already active

Cause: The subscription is already active.

Action: Check name and retry.

ORA-31440: change set *string* is empty and cannot be advanced

Cause: User attempted to advance a change set which does not contain any change tables. Without change tables, a change set cannot be advanced.

Action: Create change tables in the change set, then retry the advance.

ORA-31441: table is not a change table

Cause: User attempted to execute the DROP_CHANGE_TABLE procedure on a table that is not a CHANGE table. This can also occur when a CHANGE table object has been orphaned. CHANGE tables can become orphaned after a CREATE_CHANGE_TABLE failure or an incomplete DROP_CHANGE_TABLE.

Action: Check spelling. If error was due to an incorrect name, then retry the procedure using the correct name. To drop a table that is not a CHANGE table, or an orphaned CHANGE table, use the DROP TABLE DDL command instead.

ORA-31442: operation timed out while acquiring lock on *string*

Cause: CDC attempted to acquire a lock on the resource, but the operation timed out.

Action: Retry the operation later.

ORA-31443: deadlock detected while acquiring lock on *string*

Cause: CDC attempted to acquire a lock on the resource, but encountered a deadlock.

Action: Contact Oracle corporation

ORA-31444: parameter error while acquiring lock on *string*

Cause: CDC attempted to acquire a lock on the resource, but encountered a problem passing parameters to the lock manager.

Action: Contact Oracle corporation

ORA-31445: invalid lock handle while acquiring lock on *string*

Cause: CDC attempted to acquire a lock on the resource, but encountered a invalid lock handle, which did not correspond to any existing handle.

Action: Contact Oracle corporation

ORA-31446: this session does not own the lock handle for *string*

Cause: CDC attempted to acquire a lock on the resource, does not own the the lock associated with the lock. This is an internal error.

Action: Contact Oracle corporation

ORA-31447: cannot create change tables in the SYS schema

Cause: Attempted to create a change table in the SYS schema. This is not allowed.

Action: Use a different existing schema and retry the command.

ORA-31448: invalid value for *change_source*

Cause: The specified value was not a valid name for a Change Source.

Action: Specify a valid name and retry the command.

ORA-31449: invalid value for *change_set_name*

Cause: The specified value was not a valid name for a Change Set.

Action: Specify a valid name and retry the command.

ORA-31450: invalid value for *change_table_name*

Cause: The specified value was not a valid name for a Change Table.

Action: Specify a valid name and retry the command.

ORA-31451: invalid value *string* for *capture_values*, expecting: OLD, NEW, or BOTH

Cause: The specified value was not a valid option for a *capture_values*.

Action: Specify a valid option and retry the command.

ORA-31452: invalid value *string* for parameter, expecting: Y or N

Cause: The specified value was not Y or N.

Action: Specify Y or N for the parameter and retry the command.

ORA-31453: invalid value *string* for parameter, expecting: Y, N, or NULL

Cause: The specified value was not Y, N or NULL.

Action: Specify Y, N or NULL for the parameter and retry the command.

ORA-31454: invalid value *string* for operation parameter, expecting: ADD or DROP

Cause: The specified value was not ADD or DROP.

Action: Specify ADD or DROP and retry the command.

ORA-31455: nothing to ALTER

Cause: The specified column list is NULL and all optional control columns are 'N'.

Action: Specify one or more columns to ALTER.

ORA-31456: error executing a procedure in the DBMS_CDC_UTILITY package

Cause: An internal attempt to invoke a procedure within the DBMS_CDC_UTILITY package failed.

Action: Check the trace logs for more information. Ensure that the package has been installed successfully. Try issuing a DESCRIBE command from SQL on the package. If it fails, then try reinstalling the package. If it succeeds then try invoking one of the procedures from SQL.

ORA-31457: maximum length of description field exceeded

Cause: The maximum number of characters permitted in the description field was exceeded.

Action: The maximum length of the description field is 30 characters. Ensure the length does not exceed this value and retry the command.

ORA-31458: an internal error occurred

Cause: This is an internal error.

Action: Contact Oracle Worldwide Customer Support and report the error.

ORA-31459: system triggers for DBMS_CDC_PUBLISH package are not installed

Cause: One or more required system triggers are not installed. These triggers are required for the proper operation of Change Data Capture. Operations on Change tables cannot continue.

Action: Install or reenable the triggers, or reinstall the package.

ORA-31460: logfile location *string* is not an existing directory

Cause: The directory specification for logfile location for the change source, does not correspond with an existing directory, or the directory was not accessible.

Action: 1. Create the directory if it does not exist. If the directory does exist, change the file system permissions so the directory can be accessed. OR 2. perform ALTER CHANGE SOURCE and change the logfile_location to be an existing directory that contains the logfiles

ORA-31461: logfile location *string* contains no files that match pattern *string*

Cause: The directory specification for logfile location for the change source, does not contain any files whose names pattern-match the logfile_suffix.

Action: 1. Make sure that the logfile location contains logfiles whose names match the logfile_suffix pattern for the change set. OR 2. perform ALTER CHANGE SOURCE and change the logfile_suffix such that it matches the names of existing logfiles in the directory

ORA-31462: internal error while accessing metadata

Cause: An unexpected internal error occurred while CDC was accessing its internal Metadata.

Action: Contact Oracle Corporation

ORA-31463: logfile location *string* is an empty directory

Cause: The directory specification for logfile location for the change source, is an empty directory

Action: 1. Make sure it is the correct location of the logfiles. If it is, make sure the directory contains logfiles. OR 2. perform ALTER CHANGE SOURCE and change the logfile_location to be an existing directory that contains the logfiles

ORA-31464: target table for the change table no longer exists

Cause: User tried to drop a change table but its underlying storage table (that contains the change data) has been dropped.

Action: Contact Oracle Corporation

ORA-31465: cannot obtain a lock on the subscription

Cause: A timeout occurred while trying to place a lock on the subscription. Another session had already acquired the lock on the subscription.

Action: Ensure the subscription name is correct and correct it if necessary. If it is already correct, try the operation again after the session holding the lock has released it.

ORA-31466: no publications found

Cause: Did not find any publications that matched the input parameters or the user does not have the privileges to access the specified publication.

Action: Check the input parameters on the call to SUBSCRIBE. Validate that the proposed source table has been published by checking the USER_PUBLICATIONS view for that source table. Contact the publisher if user privileges are required to access the publication. Retry the command with correct security or publication information.

ORA-31467: no column found in the source table

Cause: The OBJECT_ID flag was set to 'Y' on the call to CREATE_CHANGE_TABLE and change table belongs to the synchronous change set. The corresponding object column was not detected in the source table.

Action: Create the change table with the OBJECT_ID flag set to 'N' or investigate why the object column is not in the source table and add it to the source table.

ORA-31468: cannot process DDL change record

Cause: The change set has stop_on_ddl enabled and was trying to process a DDL change record.

Action: Check the alert log to find out what the DDL record contained. Make any necessary changes to the change tables. Call ALTER_CHANGE_SET with recover_after_error and remove_ddl set to 'Y'.

ORA-31469: cannot enable Change Data Capture for change set *string*

Cause: The change set has reached the specified limit that was set up by the CREATE_CHANGE_SET command.

Action: Check the alert log to find out whether capture, apply or both reached the limit. Once apply reaches its limit, the change set is permanently disabled. Create a new change set with new limits to continue capturing data.

ORA-31470: asynchronous change tables must contain the RSID\$ column

Cause: If creating an asynchronous change table, the RSID was set to 'N'. If altering an asynchronous change table with an operation parameter of 'DROP' RSID was set to 'Y'.

Action: When creating asynchronous change tables, always specify 'Y' for the RSID parameter. When altering asynchronous change tables always specify 'N' for RSID.

ORA-31471: invalid OBJECT_ID value

Cause: An object_id value of 'y' was specified for an asynchronous change table.

Action: Specify an object_id parameter value of 'n' and call the procedure again.

ORA-31472: Importing Change Data Capture version *string.string* is too new

Cause: An attempt was made to Import a file that was exported by a newer version of Oracle than the target instance.

Action: If possible, re-export the file using a version of export that matches the import target. Objects can not be imported into previous versions of Oracle that did not support them.

ORA-31473: date bound out of range

Cause: The upper_bound or lower_bound specified in extend_window or purge_window API is beyond the range of records in the change set.

Action: Either select a bound that is within range or do not select an upper or lower bound at all.

ORA-31474: Invalid change view window

Cause: The specified upper_bound or lower_bound is forcing a condition where the change view window will have nothing in it.

Action: Select a different upper_bound or lower_bound and reissue the API call that produced the error. Alternatively, make the upper_bound or lower_bound parameter NULL and reissue the API call.

ORA-31475: redo log catalog contains no metadata for the source table

Cause: While advancing a change set, an CDC attempted to query the LogMiner dictionary system tables to obtain the columns from the source table. The query returned no rows. This may be because none of the redo logs contains a catalog, or it may be an internal error.

Action: First, verify that the source system contains the source table. execute dbms_logmnr_d.build procedure to populate the redos log with logminer dictionary information. If this has been done and the problem persists, then contact Oracle Corporation

ORA-31476: a change table data column is missing from the source table

Cause: While advancing a change set, an CDC determined that at least one of the data columns in a change table does not match the name of any of the columns in the source table. The source table column list is stored in dictionary table SYSTEM.LOGMNR_OBJ\$

Action: Make sure that all of the data columns of the change table have the same names as the corresponding columns in the source table, and that all the columns exist in the source table.

ORA-31477: could not detach LogMiner session during cleanup

Cause: Failure during detach from a LogMiner session during advance of an asynchronous change set. This is an internal error. This exception is raised when a previous exception occurred during the internal protocol with LogMiner, after which Change Data Capture attempted to detach the LogMiner session as part of recovery. The detach session also failed

Action: Contact Oracle Corporation

ORA-31478: could not detach LogMiner session after change set advance

Cause: Failure during detach from a LogMiner session after successful advance of an asynchronous change set. This is an internal error. This exception is raised when an asynchronous change set has been successfully advanced but CDC was unable to detach from the LogMiner session

Action: Contact Oracle Corporation

ORA-31479: could not create LogMiner session

Cause: Failure during create of a new LogMiner session while advancing an asynchronous change set. This is an internal error.

Action: Contact Oracle Corporation

ORA-31480: staging database and source database cannot be the same

Cause: A CDC API call specified a source database name that matched the staging database on which the CDC API call is being executed.

Action: Make sure that the CDC API call is being executed from the staging database and that the source database is correctly specified. The source database and staging database need to be different databases.

ORA-31481: change source *string* is not a HotLog change source

Cause: A change source was specified that was not a HotLog change source, but a HotLog change source was required.

Action: Correct the call to supply a HotLog change source.

ORA-31482: invalid option for non-distributed Hotlog change source

Cause: A CDC API call specified `enabled_source = 'Y'` on a non-Distributed HotLog change source.

Action: Specify a Distributed HotLog change source.

ORA-31483: cannot have spaces in the parameter *string*

Cause: The specified parameter contained at least 1 space character.

Action: Check the value of the specified parameter. Remove the spaces and reissue the CDC API call.

ORA-31484: source database version must be at least 9.2.0.6 or greater

Cause: The source database is not at version 9.2.0.6 or higher.

Action: Upgrade the source database to 9.2.0.6 or higher.

ORA-31485: invalid database link

Cause: The database link used to connect from a staging database to a source database was invalid. The database link may not exist, may not be accessible to the current user, or may have been redefined since the Distributed HotLog change source was originally created.

Action: Make sure that there is a database link to the source_database for the Distributed HotLog change source. Make sure this database link is accessible to the current user.

ORA-31486: cannot support column *string* in this configuration

Cause: The specified column cannot be used in a Distributed HotLog configuration when the source database version is 9.2.0.6 or 10.1.0.0.

Action: Remove the specified column from the CREATE_CHANGE_TABLE or ALTER_CHANGE_TABLE CDC API call.

ORA-31487: cannot support begin dates or end dates in this configuration

Cause: The specified values cannot be used in a Distributed HotLog configuration.

Action: Remove the specified values from the CREATE_CHANGE_SET CDC API call.

ORA-31488: cannot support change set *string* in this configuration

Cause: Change sources with the hot mine option enabled are limited to 1 change set. The system detected an existing change set so a second one can not be created.

Action: Associate the change set with a different change source.

ORA-31489: invalid DDL_MARKERS value

Cause: A DDL_MARKERS value of 'y' was specified for an synchronous change table.

Action: Specify a DDL_MARKERS parameter value of 'n' and call the procedure again.

ORA-31490: could not attach to LogMiner session

Cause: Failure during attach to a LogMiner session while advancing an asynchronous change set. This is an internal error.

Action: Contact Oracle Corporation

ORA-31491: could not add logfile to LogMiner session

Cause: Failure during add logfile to a LogMiner session while advancing an asynchronous change set. This is an internal error.

Action: Contact Oracle Corporation

ORA-31492: could not set session parameters for LogMiner session

Cause: Failure during set parameters for a LogMiner session while advancing an asynchronous change set. This is an internal error.

Action: Contact Oracle Corporation

ORA-31493: could not prepare session for LogMiner session

Cause: Failure during prepare session for a LogMiner session while advancing an asynchronous change set. This is an internal error.

Action: Contact Oracle Corporation

ORA-31494: could not activate a LogMiner session

Cause: Failure during activation of a LogMiner session while advancing an asynchronous change set. This is an internal error.

Action: Contact Oracle Corporation

ORA-31495: error in synchronous change table on "*string*".*string*"

Cause: There was an error originating from this synchronous change table. One possible cause is that schema redefinition has occurred on the source table and one or

more columns in the change table are now a different type than corresponding source columns. Another possible cause is that there is a problem accessing the synchronous change table.

Action: Check further error messages in stack for more detail about the cause. If there has been schema redefinition, drop and recreate the synchronous change table.

ORA-31496: must use DBMS_CDC_PUBLISH.DROP_CHANGE_TABLE to drop change tables

Cause: An attempt was made to use the SQL command DROP TABLE for change tables, but DROP TABLE is not supported for change tables.

Action: Use the DBMS_CDC_PUBLISH.DROP_CHANGE_TABLE procedure instead of the DROP TABLE command.

ORA-31497: invalid value specified for first_scn

Cause: The first_scn was not greater than zero or was less than the previous value of first_scn.

Action: Check the value of first_scn. Correct it to make sure it is an integer greater than zero and greater than any previous value for this change source.

ORA-31498: description and remove_description cannot both be specified

Cause: The description and remove_description parameters were both specified.

Action: Check the values of description and remove_description. Correct call to only supply one of these values.

ORA-31499: null value specified for required parameter *string*

Cause: A null value was specified for a parameter that requires an explicit value.

Action: Correct call to supply a value for this parameter.

ORA-31500: change source *string* is not a ManualLog change source

Cause: A change source was specified that is not a ManualLog change source, but a ManualLog change source is required.

Action: Correct call to supply a ManualLog change source.

ORA-31501: change source *string* is not an AutoLog change source

Cause: A change source was specified that was not an AutoLog change source, but an AutoLog change source was required.

Action: Correct call to supply an AutoLog change source.

ORA-31502: invalid number supplied for supplemental_processes

Cause: The caller supplied an invalid value for supplemental_processes. The value must be a positive integer.

Action: Correct call to supply a positive integer value for supplemental_processes.

ORA-31503: invalid date supplied for begin_date or end_date

Cause: The caller supplied an invalid value for begin_date or end_date. The value must be a valid date value.

Action: Correct call to supply a valid date value for begin_date and/or end_date.

ORA-31504: cannot alter or drop predefined change source

Cause: The caller attempted to alter or drop one of the predefined change sources HOTLOG_SOURCE or SYNC_SOURCE.

Action: Do not attempt to alter or drop a predefined change source or correct call to supply the name of a user-created change source.

ORA-31505: cannot alter or drop predefined change set

Cause: The caller attempted to alter or drop the predefined change set SYNC_SET.

Action: Do not attempt to alter or drop the predefined change set or correct call to supply the name of a user-created change set.

ORA-31506: duplicate subscription name *string*

Cause: A subscription by the specified name already exists.

Action: Recreate the subscription with a unique name.

ORA-31507: *string* parameter value longer than maximum length *string*

Cause: A value was specified for a parameter that was longer than the maximum permitted length.

Action: Correct the call to supply a shorter value for this parameter that fits within the maximum length.

ORA-31508: invalid parameter value for synchronous change set

Cause: A parameter value was specified that is not supported for synchronous change sets.

Action: Correct the call to supply only valid parameter values for a synchronous change set. Synchronous change sets only support the default values for the following parameters: begin_scn, end_scn, begin_date, end_date, stop_on_ddl, supplemental_processes.

ORA-31509: publication does not exist

Cause: The specified publication did not exist or the specified subscription subscribed to a publication that no longer exists.

Action: Recheck the publication or subscription specified. Either call the procedure again with an existing publication or create a new subscription that only subscribes to existing publications.

ORA-31510: name uses reserved prefix CDC\$

Cause: A name was specified that starts CDC\$. The name prefix CDC\$ is reserved for use by Oracle Corporation.

Action: Change the name so it does not start with characters CDC\$

ORA-31511: name exceeds maximum length of 30 characters

Cause: A name was supplied that exceeds the maximum length of 30 characters.

Action: Change the name so it does not exceed 30 characters

ORA-31512: name cannot contain double quotation marks

Cause: A name containing a double quotation mark was supplied. Subscription names cannot contain the double quotation mark.

Action: Change the name so it has no double quotation marks

ORA-31513: unsupported column type specified in change table

Cause: A source column of an unsupported type was specified for inclusion in a change table. Column types of LOB or LONG are not currently supported for change capture.

Action: Change the column list so that it does not include columns of LOB or LONG types.

ORA-31514: change set *string* disabled due to capture error

Cause: This change set has encountered a capture error and was disabled.

Action: Contact the change set's publisher to request that the capture error be resolved. Subscriptions using this change set cannot be activated or have their subscription windows extended or purged until the capture error is resolved.

ORA-31515: CDC change source *string* already exists

Cause: A Change Data Capture change source intended for import already existed.

Action: Either verify that the existing change source has the desired characteristics or drop the existing change source and perform the import again.

ORA-31516: CDC change set *string* already exists

Cause: A Change Data Capture change set intended for import already existed.

Action: Either verify that the existing change set has the desired characteristics or drop the existing change set and perform the import again.

ORA-31517: CDC change table *string.string* already exists

Cause: A Change Data Capture change table intended for import already existed.

Action: Either verify that the existing change table has the desired characteristics or drop the existing change table and perform the import again.

ORA-31518: change column *string* already exists in CDC change table *string.string*

Cause: A column in a Change Data Capture change table intended for import was already present in the change table.

Action: Either verify that the change table contains the desired columns or drop the change table and perform the import again.

ORA-31519: CDC subscription *string* already exists

Cause: A Change Data Capture subscription intended for import already existed.

Action: Either verify that the existing subscription has the desired characteristics or drop the existing subscription and perform the import again.

ORA-31520: CDC subscription *string* already subscribes to publication ID *string*

Cause: A Change Data Capture subscription intended for import already subscribed to a publication.

Action: Either verify that the existing subscription has the desired characteristics or drop the existing subscription and perform the import again.

ORA-31521: CDC subscription *string* already subscribes to publication ID *string* column *string*

Cause: A Change Data Capture subscription intended for import already subscribed to a published column.

Action: Either verify that the existing subscription has the desired characteristics or drop the existing subscription and perform the import again.

ORA-31522: could not find Streams object *string* for CDC change set *string*

Cause: An underlying Streams capture, apply, or queue was missing for an imported Change Data Capture change set.

Action: Drop the imported change set because it is invalid. Retry the import, ensuring that STREAMS_CONFIGURATION=y is specified.

ORA-31523: could not find change source *string* for CDC change set *string*

Cause: The change source was missing for an imported Change Data Capture change set.

Action: Drop the imported change set because it is invalid. Verify that the schema containing the missing change source was included in the original export. If needed, perform the export again, including the schema of the missing change source.

ORA-31524: could not find change set *string* for CDC change table *string.string*

Cause: The change set was missing for an imported Change Data Capture change table.

Action: Drop the imported change table because it is invalid. Verify that the schema containing the missing change set was included in the original export. If needed, perform the export again, including the schema of the missing change set.

ORA-31525: could not find column *string* in CDC change table *string.string*

Cause: A column was missing for an imported Change Data Capture change table.

Action: It is likely that this table existed before the import operation and import did not overwrite it. Determine whether the imported change table should supercede the original table. If so, drop the original table and retry the import. If not, the change table must have a different name in order to be imported.

ORA-31526: could not find source table *string.string* for CDC change table *string.string*

Cause: The source table was missing or was not set up correctly for an imported Change Data Capture change table. A synchronous change table requires the source table to exist and have the Change Data Capture trigger defined on it. An asynchronous change table requires table rules to be defined for the source table.

Action: Drop the imported change table because it is invalid. Verify that the schema containing the source table was included in the original export. If needed, perform the export again, including the schema of the source table. If change table is asynchronous, ensure that STREAMS_CONFIGURATION=y is specified for the import.

ORA-31527: could not find source column *string* for CDC change table *string.string*

Cause: A source column was missing for an imported Change Data Capture change table.

Action: Drop the imported change table because it is invalid. Verify that the schema containing the source table was included in the original export. If needed, perform the export again, including the schema of the missing source table.

ORA-31528: could not find change set *string* for CDC subscription *string*

Cause: The change set was missing for an imported Change Data Capture subscription.

Action: Drop the imported subscription because it is invalid. Verify that the schema containing the missing change set was included in the original export. If needed, perform the export again, including the schema of the missing change set.

ORA-31529: could not find publication for CDC subscriber view *string.string*

Cause: A publication was missing for an imported Change Data Capture subscription.

Action: Drop the imported subscription because it is invalid. Verify that the schema containing the missing publication was included in the original export. If needed, perform the export again, including the schema of the missing publication.

ORA-31530: could not find published column *string* for CDC subscriber view *string.string*

Cause: A published column was missing for an imported Change Data Capture subscription.

Action: Drop the imported subscription because it is invalid. Verify that the schema containing the missing published column was included in the original export. If needed, perform the export again, including the schema of the missing published column.

ORA-31531: could not find column *string* in CDC subscriber view *string.string*

Cause: A column was missing in a subscriber view for an imported Change Data Capture subscription.

Action: It is likely that this view existed before the import operation and import did not overwrite it. Determine whether the imported subscriber view should supercede the original view. If so, drop the original view and retry the import. If not, the subscriber view must have a different name in order to be imported.

ORA-31532: cannot enable change source *string*

Cause: The change source cannot be enabled when there is no change table created in any of the change sets associated with the change source.

Action: Add a change table to a change set before enabling the the change source.

ORA-31533: only one change set (*string*) is allowed in change source

Cause: A Distributed HotLog change source can contain at most one change set.

Action: Create a new change source and create the change set in the new change source.

ORA-31534: Change Data Capture *string* publisher *string* is missing DBA role

Cause: The publisher does not have the DBA role, which is required by the Change Data Capture operation.

Action: Grant the DBA role the Change Data Capture publisher.

ORA-31535: cannot support change source *string* in this configuration

Cause: Each database can only have one change source with hot mine option enabled. The system detected an existing hot mine change source in the database, therefore, a second hot mine change source cannot be created.

Action: Remove the existing change source and create this new change source again.

ORA-31536: cannot support encrypted column *string* in the source table

Cause: One of the columns specified in the parameter COLUMN_TYPE_LIST was an encrypted column in the source table

Action: remove the encrypted column in the parameter COLUMN_TYPE_LIST

ORA-31537: specified purge date is invalid

Cause: The purge date specified was an invalid date or was outside of the range of data currently in the change set.

Action: Do not specify purge date or specify a date that is within the range of data in the change set.

ORA-31538: change set *string* disabled

Cause: This change set was disabled.

Action: Contact the change set's publisher to request that the change set be enabled. Subscriptions using this change set cannot be activated or have their subscription windows extended or purged until the change set is enabled.

ORA-31539: no privilege to create job

Cause: This change table could not be created because the create job privilege is needed to submit the default purge job.

Action: Grant the create job privilege and try again

ORA-31540: *string* is not a valid identifier

Cause: All Change Data Capture (CDC) identifiers must have at most 30 characters, and must start with a letter that is followed by any combination of letters, numerals, and the signs '\$', '_', and '#'. Other characters cannot be used in identifiers. The rules for CDC identifiers are the same as for PL/SQL identifiers.

Action: Rename object to conform to CDC naming rules and try again.

ORA-31541: Supplemental logging is not enabled in CDB\$ROOT.

Cause: An attempt was made to enable supplemental logging in a pluggable database when supplemental logging was not already enabled in CDB\$ROOT.

Action: Enable supplemental logging in CDB\$ROOT and then retry the command.

ORA-31600: invalid input value *string* for parameter *string* in function *string*

Cause: A NULL or invalid value was supplied for the parameter.

Action: Correct the input value and try the call again.

ORA-31601: Function *string* cannot be called now that fetch has begun.

Cause: The function was called after the first call to FETCH_XXX.

Action: Correct the program.

ORA-31602: parameter *string* value "*string*" in function *string* inconsistent with *string*

Cause: The parameter value is inconsistent with another value specified by the program. It may be inconsistent with the object type associated with the OPEN context, or it may be of the wrong datatype (a boolean rather than a text string or vice versa).

Action: Correct the program

ORA-31603: object "*string*" of type *string* not found in schema "*string*"

Cause: The specified object was not found in the database.

Action: Correct the object specification and try the call again.

ORA-31604: invalid *string* parameter "*string*" for object type *string* in function *string*

Cause: The specified parameter value is not valid for this object type.

Action: Correct the parameter and try the call again.

ORA-31605: the following was returned from *string* in routine *string*: \nLPX-number: *string*

Cause: An LPX routine (XML/XSL processing) returned an internal error number to its PL/SQL wrapper routine in facility KUX which provides the implementation for package UTL_XML.

Action: Look up the LPX error number and follow its corrective action.

ORA-31606: XML context *number* does not match any previously allocated context

Cause: A method in package UTL_XML was called with an invalid XML context handle. All handles must have previously been allocated by UTL_XML.XMLINIT.

Action: Always call XMLINIT before any other methods in pkg. UTL_XML.

ORA-31607: function *string* is inconsistent with transform.

Cause: Either (1) FETCH_XML was called when the "DDL" transform was specified, or (2) FETCH_DDL was called when the "DDL" transform was omitted.

Action: Correct the program.

ORA-31608: specified object of type *string* not found

Cause: The specified object was not found in the database.

Action: Correct the object specification and try the call again.

ORA-31609: error loading file "*string*" from file system directory "*string*"

Cause: The installation script initmeta.sql failed to load the named file from the file system directory into the database.

Action: Examine the directory and see if the file is present and can be read.

ORA-31610: cannot call this function from a non-master process

Cause: Called a Data Pump process model function from a process which is not a master process.

Action: Create a master process first. Then call the function from the master process. If this error occurs from a Data Pump client (e.g. expdp or impdp), try the operation again. If the error occurs again, contact Oracle Customer Support and report the error.

ORA-31612: Allocation of process descriptor failed.

Cause: During creation of a master process or a worker process, a failure occurred allocating a process descriptor for the process.

Action: Try the operation again. If the error occurs again, contact Oracle Customer Support and report the error.

ORA-31613: Master process *string* failed during startup.

Cause: The master process whose name is listed failed during startup.

Action: Refer to any following error messages for possible actions. Check the trace log for the failed process to see if there is any information about the failure. Correct the error, if possible, and try the operation again. If the error occurs again, contact Oracle Customer Support and report the error.

ORA-31614: routine *string* received this error from *string*: \n*string*

Cause: The call to the specified routine failed and the specific error text is included in this error message (the last %s string).

Action: Correct inputs to the specified routine.

ORA-31615: routine *string* received this error: \nstring

Cause: The specified routine failed and the specific error text is included in this error message (the last %s string).

Action: Correct inputs to the specified routine.

ORA-31616: unable to write to dump file "*string*"

Cause: Export was unable to write to the export file, probably because of a device error. This message is usually followed by a device message from the operating system.

Action: Take appropriate action to restore the device.

ORA-31617: unable to open dump file "*string*" for write

Cause: Export was unable to open the export file for writing. This message is usually followed by device messages from the operating system.

Action: Take appropriate action to restore the device.

ORA-31618: FILESIZE is outside valid range of *string*KB to *string*TB

Cause: The value specified for the FILESIZE parameter was either too small to hold the header information for the export file, plus any data, or exceeded the allowed maximum size for a dump file.

Action: Retry the operation using a value for FILESIZE that falls within the valid range.

ORA-31619: invalid dump file "*string*"

Cause: Either the file was not generated by Export or it was corrupted.

Action: If the file was indeed generated by Export, report this as an Import bug and submit the export file to Oracle Customer Support.

ORA-31620: file or device "*string*" cannot be specified for *string* operation

Cause: There was an inappropriate use of file or device in the current operation.

Action: Correct operation or job setup.

ORA-31621: error creating master process

Cause: Setup to create a master process failed.

Action: Refer to any following error messages for possible actions. Correct the error, if possible, and try the operation again. If the error occurs again, contact Oracle Customer Support and report the error.

ORA-31622: premature end of file at block *string*

Cause: The end of the dump file input was unexpectedly reached. This is caused either by a corrupted Data Pump export dump file or by an Oracle internal error. This message should be preceded by another message identifying the name of the dump file in question.

Action: Retry the Data Pump import operation. Contact Oracle Support Services if the problem persists.

ORA-31623: a job is not attached to this session via the specified handle

Cause: An attempt to reference a job using a handle which is invalid or no longer valid for the current session.

Action: Select a handle corresponding to a valid active job or start a new job.

ORA-31624: A job cannot be modified after it has started.

Cause: The user attempted to change the definition of a Data Pump job through filters, transforms or parameters after it had started. These changes can only be made while defining a job.

Action: Stop the current job and rerun it with the correct definition.

ORA-31625: Schema *string* is needed to import this object, but is inaccessible

Cause: An error occurred when attempting to import objects. The schema specified is needed to import this object, but access to this schema is not available.

Action: Refer to any following error messages for possible actions. Correct the error, if possible, and try the operation again. If the error occurs again, contact Oracle Customer Support and report the error.

ORA-31626: job does not exist

Cause: An invalid reference to a job which is no longer executing, is not executing on the instance where the operation was attempted, or that does not have a valid Master Table. Refer to any following error messages for clarification.

Action: Start a new job, or attach to an existing job that has a valid Master Table.

ORA-31627: API call succeeded but more information is available

Cause: The user specified job parameters that yielded informational messages.

Action: Call DBMS_DATAPUMP.GET_STATUS to retrieve additional information.

ORA-31628: error getting worker process exception

Cause: Attempt to get a worker process exception failed.

Action: Refer to any following error messages for possible actions. Correct the error, if possible, and try the operation again. If the error occurs again, contact Oracle Customer Support and report the error.

ORA-31629: unable to allocate additional memory

Cause: A dynamic memory allocation failure occurred.

Action: Report this problem to a database administrator.

ORA-31630: a job name is required to attach a job for user *string*

Cause: No job name was supplied for an attach and the user has either no jobs executing or multiple jobs executing.

Action: Provide a job name for attach to use in selecting an executing job, or to use for restarting a stopped job.

ORA-31631: privileges are required

Cause: The necessary privileges are not available for operations such as: restarting a job on behalf of another owner, using a device as a member of the dump file set, or omitting a directory object associated with any of the various output files. Refer to any following error messages for additional information.

Action: Select a different job to restart, try a different operation, or contact a database administrator to acquire the needed privileges.

ORA-31632: master table "*string.string*" not found, invalid, or inaccessible

Cause: A Master Table is required but no such table exists, or the content is not consistent with that of a valid Master Table, or the table is not accessible. Refer to any following error messages for clarification.

Action: Make sure a valid Master Table exists, and eliminate any problems indicated by the following error messages.

ORA-31633: unable to create master table "*string.string*"

Cause: Job creation failed because a Master Table and its indexes could not be created, most commonly due to the pre-existence of a table with the same name (job name) in the user schema. Refer to any following error messages for clarification.

Action: Select a different job name, DROP the existing table, or eliminate any problems indicated by the following error messages.

ORA-31634: job already exists

Cause: Job creation or restart failed because a job having the selected name is currently executing. This also generally indicates that a Master Table with that job name exists in the user schema. Refer to any following error messages for clarification.

Action: Select a different job name, or stop the currently executing job and re-try the operation (may require a DROP on the Master Table).

ORA-31635: unable to establish job resource synchronization

Cause: A lock used in synchronizing Data Pump resources during job creation and deletion could not be obtained during job creation. This indicates that a process for some other Data Pump job has not released the lock due to an internal error.

Action: Eliminate the processes for any failed Data Pump job and try to create the new job again. If the error continues to occur, contact Oracle Customer Support and report the error.

ORA-31636: session is already attached to job *string* for user *string*

Cause: The session executing the attach is already attached to the specified job.

Action: Select a different job or create a new session.

ORA-31637: cannot create job *string* for user *string*

Cause: Unable to create or restart a job. Refer to any following or prior error messages for clarification.

Action: Eliminate the problems indicated.

ORA-31638: cannot attach to job *string* for user *string*

Cause: Unable to attach a job to a session. Refer to any following or prior error messages for clarification.

Action: Eliminate the problems indicated.

ORA-31639: unexpected data found

Cause: The Master Table or Data Pump file contents appear invalid. The table or file may not have been produced by a Data Pump job, or they may have been corrupted.

Action: Select a different job name (Master Table) or replace the table or file with one produced by Data Pump.

ORA-31640: unable to open dump file "*string*" for read

Cause: Import was unable to open the export file for reading. This message is usually followed by device messages from the operating system.

Action: Take appropriate action to restore the device.

ORA-31641: unable to create dump file "*string*"

Cause: Export was unable to create the specified file with write enabled.

Action: Check the file name and file system for the source of the error.

ORA-31642: the following SQL statement fails: \n*string*

Cause: An internal error was generated from package DBMS_METADATA.

Action: Contact Oracle Customer Support and report the error.

ORA-31643: unable to close dump file "*string*"

Cause: Export or Import was unable to close the dump file. This message is usually followed by device messages from the operating system.

Action: Take appropriate action to restore the device.

ORA-31644: unable to position to block number *string* in dump file "*string*"

Cause: Export or Import was unable to position its file pointer to a specific block within the dump file. This message is usually followed by device messages from the operating system.

Action: Take appropriate action based on the device messages.

ORA-31645: unable to read from dump file "*string*"

Cause: Import could not read from the dumpfile, probably because of a device error. This message is usually followed by a device message from the operating system.

Action: Take appropriate action to restore the device.

ORA-31648: Timeout before master process *string* finished initialization.

Cause: The master process whose name is listed started up but did not finish its initialization within the allowed time limit.

Action: Refer to any following error messages for possible actions. Check the trace log for the failed process to see if there is any information about the failure. Correct the error, if possible, and try the operation again. If the error occurs again, contact Oracle Customer Support and report the error.

ORA-31649: Master process *string* violated startup protocol.

Cause: The master process whose name is listed started up but then exited before notifying the creating process that it was finished with initialization.

Action: Refer to any following error messages for possible actions. Check the trace log for the failed process to see if there is any information about the failure. Correct the error, if possible, and try the operation again. If the error occurs again, contact Oracle Customer Support and report the error.

ORA-31650: timeout waiting for master process response

Cause: After creating the job infrastructure and sending the initial message to the master process, it failed to respond in the allotted time and most likely aborted during startup.

Action: Retry the open or attach request. Contact Oracle Customer Support if the problem persists.

ORA-31651: communication error with master process - detaching job

Cause: Unexpected failure trying to communicate with the master process.

Action: Attach again and retry operation. Contact Oracle Customer Support if the problem persists.

ORA-31652: command response message was invalid type - detaching job

Cause: Something horribly wrong with the command/response protocol.

Action: Reattach and retry operation. Contact Oracle Customer Support if the problem persists.

ORA-31653: unable to determine job operation for privilege check

Cause: Failure trying to determine the operation of the current job in order to test for appropriate privileges.

Action: Retry in case it's an intermittent failure. If it still fails, detach, reattach, and retry the call. Contact Oracle Customer Support if the problem persists.

ORA-31654: unable to convert file or volume size as specified to a number

Cause: File or volume size specification has an error that prevents it from being converted into a numeric value.

Action: Fix the call.

ORA-31655: no data or metadata objects selected for job

Cause: After the job parameters and filters were applied, the job specified by the user did not reference any objects.

Action: Verify that the mode of the job specified objects to be moved. For command line clients, verify that the INCLUDE, EXCLUDE and CONTENT parameters were correctly set. For DBMS_DATAPUMP API users, verify that the metadata filters, data filters, and parameters that were supplied on the job were correctly set.

ORA-31656: cannot use TABLESPACE_EXPR filter with transportable mode

Cause: A TABLESPACE_EXPR metadata filter was supplied for a transportable mode import job. Transportable mode import does not support the subsetting of tablespaces from a dump file set.

Action: Remove the filter expression.

ORA-31657: data filter name can not be defaulted

Cause: A null data filter name was supplied.

Action: Fix the call to specify a data filter name.

ORA-31658: specifying a schema name requires a table name

Cause: The caller specified a schema name but neglected to specify a corresponding table name.

Action: Fix the call to include a table name.

ORA-31659: status message was invalid type - detaching job

Cause: Message from the master process on the status queue had an invalid message type, indicating a failure in the protocol.

Action: Reattach and retry the operation. Contact Oracle Customer Support if the problem persists.

ORA-31660: metadata filter name can not be defaulted

Cause: A null metadata filter name was supplied.

Action: Fix the call to specify a metadata filter name.

ORA-31661: there are no metadata transform values of type VARCHAR2

Cause: The specified metadata transform value was an invalid type.

Action: Fix the call to specify a valid metadata transform value.

ORA-31662: metadata transform name can not be defaulted

Cause: A null metadata transform name was supplied.

Action: Fix the call to specify a metadata transform name.

ORA-31663: metadata remap name can not be defaulted

Cause: A null metadata remap name was supplied.

Action: Fix the call to specify a metadata remap name.

ORA-31664: unable to construct unique job name when defaulted

Cause: The job name was defaulted, and the name creation algorithm was unable to find a unique job name for this schema where the table name (for the master table) didn't already exist.

Action: Specify a job name to use or delete some of the existing tables causing the name conflicts.

ORA-31665: mode can only be defaulted for IMPORT and SQL_FILE operations

Cause: The job mode can not be null except for IMPORT and SQL_FILE operations.

Action: Fix the call to specify the job mode.

ORA-31666: Master process *string* had an unhandled exception.

Cause: A Data Pump process model master process had an unhandled exception condition.

Action: Refer to any following error messages for possible actions. Check the trace log for the failed process to see if there is any information about the failure. Correct the error, if possible, and try the operation again. If the error occurs again, contact Oracle Customer Support and report the error.

ORA-31667: parameter name can not be defaulted

Cause: A null was supplied for the parameter name.

Action: Fix the call by providing a valid parameter name.

ORA-31668: Timeout before worker process *string* finished initialization.

Cause: The worker process whose name is listed started up but did not finish its initialization within the allowed time limit.

Action: Refer to any following error messages for possible actions. Check the trace log for the failed process to see if there is any information about the failure. Correct the error, if possible, and try the operation again. If the error occurs again, contact Oracle Customer Support and report the error.

ORA-31669: Worker process *string* violated startup protocol.

Cause: The worker process whose name is listed started up but then exited before notifying the creating process that it was finished with initialization.

Action: Refer to any following error messages for possible actions. Check the trace log for the failed process to see if there is any information about the failure. Correct the error, if possible, and try the operation again. If the error occurs again, contact Oracle Customer Support and report the error.

ORA-31670: Username argument must be specified and non-null.

Cause: Called change user with a NULL username or a null string.

Action: Specify a valid username argument. If this error occurs from a Data Pump client (e.g. expdp or impdp), try the operation again. If the error occurs again, contact Oracle Customer Support and report the error.

ORA-31671: Worker process *string* had an unhandled exception.

Cause: A Data Pump process model worker process had an unhandled exception condition.

Action: Refer to any following error messages for possible actions. Check the trace log for the failed process to see if there is any information about the failure. Correct the error, if possible, and try the operation again. If the error occurs again, contact Oracle Customer Support and report the error.

ORA-31672: Worker process *string* died unexpectedly.

Cause: A Data Pump process model worker process died unexpectedly, so PMON is cleaning up the process.

Action: Check your system for problems. Check the trace file for the process, if one was created, for any additional information. Correct the error, if possible, and try the operation again. If the error occurs again, contact Oracle Customer Support and report the error.

ORA-31673: worker process interrupt for normal exit by master process

Cause: A worker process was requested to clean up and exit because the master process is doing a normal exit.

Action: If this error occurs from a Data Pump client (e.g. expdp or impdp), it means that the master process for the operation exited prematurely. Try the operation again. If the error occurs again, contact Oracle Customer Support and report the error.

ORA-31674: worker process interrupt for unhandled exception in master process

Cause: A worker process was requested to clean up and exit because an unhandled exception occurred in the master process.

Action: If this error occurs from a Data Pump client (e.g. expdp or impdp), it means that the master process for the operation had an unhandled exception. Check the log file for the operaton and the trace file for the master process for any additional information. Try the operation again. If the error occurs again, contact Oracle Customer Support and report the error.

ORA-31675: worker process interrupt for unexpected death of master process

Cause: A worker process was requested to clean up and exit (signaled by PMON, doing cleanup because the master process died unexpectedly).

Action: If this error occurs from a Data Pump client (e.g. expdp or impdp), it means that the master process for the operation died unexpectedly. Check the log file for the operaton and the trace file for the master process for any additional information. Try the operation again. If the error occurs again, contact Oracle Customer Support and report the error.

ORA-31676: illegal value for number of workers, *string*

Cause: Called create worker processes with an illegal number of workers specified.

Action: Make sure that the number of workers value is greater than 0 and less than the maximum value for the platform (normally 32767). If this error occurs from a Data Pump client (e.g. expdp or impdp) and you specified the parallel parameter, try the operation again with a smaller value for the parallel parameter. If the error occurs again, contact Oracle Customer Support and report the error.

ORA-31679: Table data object *string* cannot be imported or exported using a network link.

Cause: The table object contained at least one type that requires direct path and at least one type that requires insert as select or external tables to import the data. There is no method available to export or import this data over a database link.

Action: Export this table and data to a file and then import the same table and data from that file.

ORA-31686: error creating worker processes

Cause: Setup to create worker processes failed.

Action: Refer to any following error messages for possible actions. Correct the error, if possible, and try the operation again. If the error occurs again, contact Oracle Customer Support and report the error.

ORA-31687: error creating worker process *string* with worker id *string*

Cause: Attempt to create the listed worker process failed.

Action: Refer to any following error messages for possible actions. Check the trace log for the failed process to see if there is any information about the failure. Correct the error, if possible, and try the operation again. If the error occurs again, contact Oracle Customer Support and report the error.

ORA-31688: Worker process *string* failed during startup.

Cause: The worker process whose name is listed failed during startup.

Action: Refer to any following error messages for possible actions. Check the trace log for the failed process to see if there is any information about the failure. Correct the error, if possible, and try the operation again. If the error occurs again, contact Oracle Customer Support and report the error.

ORA-31689: illegal value for base worker id, *string*

Cause: Called create worker processes with an illegal base worker id value specified.

Action: Make sure that the base worker id value is greater than 0 and less than the maximum value for the platform (normally 32767). If this error occurs from a Data Pump client (e.g. expdp or impdp), try the operation again. If the error occurs again, contact Oracle Customer Support and report the error.

ORA-31690: Process name buffer size must be specified and must be greater than 0.

Cause: Called get worker exception and either specified NULL or 0 for the buffer size argument.

Action: Be sure to specify a buffer size that is big enough to hold the worker process name (e.g. 30 bytes). If this error occurs from a Data Pump client (e.g. expdp or impdp), try the operation again. If the error occurs again, contact Oracle Customer Support and report the error.

ORA-31691: The worker received message number *string* from the MCP, which is invalid.

Cause: Bad code.

Action: Fix mcp code and reissue export/import command.

ORA-31692: The following SQL statement failed trying to insert a row into the Master table:\n*string*

Cause: Bad code.

Action: Fix code and reissue export/import command.

ORA-31693: Table data object *string* failed to load/unload and is being skipped due to error:\nstring

Cause: Table failed to load or unload due to some error.

Action: Check load/unload error, correct problem and retry command.

ORA-31694: master table *string* failed to load/unload

Cause: Master table failed to load or unload.

Action: Check load/unload error, correct problem and retry command.

ORA-31695: Inconsistent master table on restart. The following SQL statement returned *string* identical objects.\nstring

Cause: Master table on restart has the same object inserted multiple times.

Action: Restart not possible, reissue original export/import.

ORA-31696: unable to export/import *string* using client specified *string* method

Cause: Table attributes prevent client specified method for exporting or importing data.

Action: Use default 'DATA_ACCESS' parameter value.

ORA-31697: aborting operation at process order number *string*

Cause: User asked for it.

Action: Don't ask for it.

ORA-31698: Error stack buffer size must be specified and must be greater than 0.

Cause: Called get worker exception and either specified NULL or 0 for the error stack size argument.

Action: Be sure to specify an error stack buffer size that is big enough to hold the error stack string (e.g. 4096 bytes). If this error occurs from a Data Pump client (e.g. expdp or impdp), try the operation again. If the error occurs again, contact Oracle Customer Support and report the error.

ORA-31700: Very long string supplied for AUDIT_SYSLOG_LEVEL parameter

Cause: Very long string supplied for AUDIT_SYSLOG_LEVEL in init.ora

Action: Use a valid facility.level such as "local1.notice" as described in syslog's manual pages

ORA-31701: Event to enable xmltype table export/import with schema

Cause: Event to enable xmltype table export/import with schema

Action: Disable the event at level 0x100

ORA-31702: This privilege has already been granted.

Cause: The GRANT statement contained a privilege that was already granted to the user.

Action: Remove the privilege from the statement and retry.

ORA-31703: cannot grant *string* privilege on behalf of other users

Cause: Granting of the privilege was attempted by a user other than SYS or the owner.

Action: Granting of the privilege can only be done by SYS or the owner.

ORA-31704: cannot revoke *string* privilege on behalf of other users

Cause: Revoking of the privilege was attempted by a user other than SYS or the owner.

Action: Revoking of the privilege can only be done by SYS or the owner.

ORA-31705: failed to get library object

Cause: An error occurred while trying to lock the library object.

Action: Retry the operation later.

ORA-31706: role *string* not granted commonly or does not exist

Cause: Either the role was not granted commonly to the user, or the role did not exist.

Action: Create the role or grant the role commonly to the user and retry the operation.

ORA-31707: cannot grant *string* privilege

Cause: Granting of privilege INHERIT PRIVILEGES or TRANSLATE SQL was attempted to an invalid user.

Action: Grant the privilege to a valid user.

ORA-31708: role *string* not granted commonly or does not exist

Cause: Either the role was not granted commonly to the user, or the role did not exist.

Action: Create the role or grant the role commonly to the user and retry the operation.

ORA-31901: the current operation was cancelled by the user

Cause: The user requested to cancel current operation

Action: No action is necessary

ORA-31903: cannot unregister materialized view for Synchronous refresh

Cause: One or more materialized views in the materialized views list were not registered for Synchronous refresh.

Action: Check catalog views for which materialized views are registered.

ORA-31905: Synchronous refresh cannot be used for materialized view

"string"."string"\nstring

Cause: The materialized view did not meet the requirements for Synchronous refresh.

Action: The query defining the materialized view must conform to a star or snowflake schema, the fact-table and materialized view must both be partitioned, and the partition-key of the materialized view must be functionally-dependent on the partition-key of the fact-table. Run CAN_SYNCREF_TABLE to obtain more diagnostics and troubleshoot the problem further.

ORA-31906: Staging log of *"string"."string"* contains rows which do not belong to any of the table's partitions.

Cause: Synchronous refresh detected this error during PREPARE_REFRESH.

Action: Check the data in the staging log for validity. If the data is valid, create additional partitions,, including a default partition if needed, with the ALTER TABLE command.

ORA-31907: Synchronous refresh of *"string"."string"* results in rows which do not belong to any of the materialized view's partitions.

Cause: Synchronous refresh detected this error during PREPARE_REFRESH.

Action: Check the data in the staging logs of the materialized view's base tables for validity. If the data is valid, create additional partitions, including a default partition if needed, with the ALTER MATERIALIZED VIEW command.

ORA-31908: cannot modify the contents of a table with a staging log

Cause: An attempt was made to alter the contents of a table with a staging log.

Action: Do not use the following ALTER TABLE statements on a table with a staging log: * ALTER TABLE EXCHANGE PARTITION * ALTER TABLE DROP PARTITION * ALTER TABLE TRUNCATE PARTITION You must use the REGISTER_PARTITION_OPERATION procedure in the DBMS_SYNC_REFRESH package to perform these operations.

ORA-31909: base table "*string*"."*string*" must have primary key or foreign key when creating a staging log

Cause: The base table did not have a primary or foreign key defined.

Action: Define primary key or foreign key on the base table.

ORA-31910: staging log exists on table "*string*"."*string*"

Cause: Staging log was already generated on the base table.

Action: Do not attempt to create the staging log.

ORA-31911: MV log on table "*string*"."*string*" is not completely consumed.

Cause: Materialized views (MV) referencing the base table were not refreshed.

Action: Refresh all the MVs referencing the base table before altering MV log to staging log.

ORA-31912: Cannot alter MV log. MV log was not created on table "*string*"."*string*"

Cause: Materialized view (MV) log was not created on the base table.

Action: Do not alter the MV log.

ORA-31913: Log is already an MV log on table "*string*"."*string*".

Cause: An attempt was made to alter a staging log to a materialize view (MV) log when it was already an MV log.

Action: Do not alter the MV log.

ORA-31914: Staging log was created on table "*string*"."*string*"

Cause: Staging log was not created on base table.

Action: Do not alter the staging log.

ORA-31915: At least one MV referencing table "*string*"."*string*" is REFRESH ON COMMIT.

Cause: At least one materialize view (MV) referencing a table is defined as REFRESH ON COMMIT.

Action: Do not create or alter to the staging log.

ORA-31916: Staging log on table "*string*"."*string*" cannot be dropped or altered.

Cause: The current group contained a materialize view (MV) referencing the table.

Action: Do not drop or alter the staging log.

ORA-31917: illegal operation on a table which has been locked by synchronous refresh

Cause: DML or DDL was used on a base table that had a staging log or was locked by synchronous refresh. The synchronous refresh operation locks tables related to the refresh group at PREPARE_REFRESH time and unlocks them after the EXECUTE_REFRESH is done to prevent wrong results.

Action: Do not perform DML or DDL on such tables. You cannot modify tables locked by PREPARE_REFRESH until you have done the corresponding EXECUTE_REFRESH.

ORA-31918: The materialized view "*string*".*string*" is registered for synchronous refresh and cannot be altered or dropped.

Cause: The materialized view was registered for synchronous refresh.

Action: Do not drop or alter the materialized view.

ORA-31919: Value of DMLTYPE\$\$ column is not one of ('I','D','UO','UN') in staging log "*string*".*string*".

Cause: Value of DMLTYPE\$\$ column was not one of ('I','D','UO','UN').

Action: Update the staging log.

ORA-31920: 'UO' and 'UN' row counts or key values not matched in the staging log "*string*".*string*".

Cause: 'UO' and 'UN' row counts or key values were not matched in the staging log.

Action: Update the staging log.

ORA-31921: Staging log rows to be updated, deleted or inserted were invalid. \n*string*

Cause: The staging log rows to be updated, deleted or inserted were invalid.

Action: Change the staging log key in the staging log table.

ORA-31922: Foreign key must contain partition key in table "*string*".*string*".

Cause: The foreign key did not contain a partition key. If a table does not have a primary key, the foreign key must contain a partition key.

Action: Change the foreign key or partition key in the table.

ORA-31923: must have primary key or partition key in table "*string*".*string*".

Cause: The table did not have a primary key or a partition key.

Action: Add a primary key or partition key to the table.

ORA-31924: must have either primary key or foreign key in table "*string*".*string*".

Cause: The table did not have a primary key or a foreign key.

Action: Add a primary key or foreign key to the table.

ORA-31925: Every row in staging log "*string*".*string*" should contain non-NULL values for all the columns comprising staging log key.

Cause: The staging log contained NULL values in key columns.

Action: Fill in non-NULL values to the staging log key columns.

ORA-31926: Type "*string*" is not supported for synchronous refresh.

Cause: An attempt was made to create a staging log on a base table containing an unsupported data type.

Action: Do not attempt synchronous refresh on this base table. Refer to the documentation.

ORA-31927: Staging log does not exist on table "*string*"."*string*".

Cause: An attempt to prepare a staging log that did not exist.

Action: Create a staging log on the table first.

ORA-31928: Synchronous refresh error*nstring*

Cause: An error occurred in the synchronous refresh package (DBMS_SYNC_REFRESH). This message will be followed by a second message giving more details about the nature of the error.

Action: See the synchronous refresh documentation for an explanation of the second error message.

ORA-31930: The table is locked by synchronous refresh and the requested operation cannot be performed.

Cause: An attempt was made to perform a PMOP (partition maintenance operation) or otherwise modify a table that was locked by synchronous refresh. The synchronous refresh operation locks tables related to the refresh group at PREPARE_REFRESH time and unlocks them after the EXECUTE_REFRESH is done to prevent wrong results.

Action: Do not perform PMOPs or modify the table between the execution of PREPARE_REFRESH and EXECUTE_REFRESH. You can do these operations before PREPARE_REFRESH or after EXECUTE_REFRESH.

ORA-31932: cannot allocate memory of *string* bytes for query expression

ORA-31933: error occurred during refresh statistics processing at *stringnstring***

Cause: An error was detected by the refresh statistics subsystem at the position indicated by the first argument in the error message. The secondary error is indicated by the second argument in the error message. This error message is recorded in the trace file and alert log but is not thrown and the refresh operation is not aborted because of this error.

Action: Fix the problems indicated in the secondary error.

ORA-31934: error occurred while shrinking the materialized view log at *string* *nstring*

Cause: An error was detected while shrinking the materialized view (MV) log during refresh at the position indicated by the first argument in the error message. The secondary error is indicated by the second argument in the error message. This error message is recorded in the trace file and alert log but is not thrown and the refresh operation is not aborted because of this error.

Action: Fix the problems indicated in the secondary error, or disable MV log shrink during refresh by setting the parameter `_mv_refresh_shrink_log` to FALSE.

ORA-31951: invalid SCALE value

Cause: The value was not within the allowable range.

Action: Correct the value and try again.

ORA-31952: invalid second argument

Cause: The second argument was not an integer, bind variable, or the keyword PARTITION.

Action: Specify either the keyword PARTITION or an integer or a bind variable.

ORA-31953: expected MIN or MAX aggregate not found

Cause: Either a matching pair of MIN and MAX aggregates were missing or an aggregate other than MIN or MAX was found.

Action: Specify only matching pairs of MIN and MAX aggregates.

ORA-31954: duplicate MIN or MAX aggregate found

Cause: The same MIN or MAX aggregate was found more than once.

Action: Specify a MIN or MAX aggregate only once.

ORA-31955: incorrect join found

Cause: A join other than equality left outer join was found.

Action: Specify only simple equality left outer joins with the fact table on the left side.

ORA-31956: construct or object 'string' not allowed for zonemap

Cause: A construct or object not allowed in the zonemap definition was found.

Action: Remove the construct or object that is not allowed in the zonemap definition.

ORA-31957: table *string* not joined

Cause: A table without a join to the fact table was found.

Action: Specify a left outer join between this table and the fact table.

ORA-31958: fact table *string* already has a zonemap *string* on it

Cause: The fact table already had a zonemap.

Action: Drop the existing zonemap and repeat the command.

ORA-31959: internal error during the refresh of zonemap "*string*".*string*"

Cause: An internal error was detected by the zonemap refresh subsystem and the refresh operation was aborted.

Action: Call Oracle Support Services.

ORA-31960: must use DROP MATERIALIZED ZONEMAP to drop "*string*".*string*"

Cause: An attempt was made to drop a zonemap using a command other than DROP MATERIALIZED ZONEMAP.

Action: Use the DROP MATERIALIZED ZONEMAP command.

ORA-31961: must use ALTER MATERIALIZED ZONEMAP to alter "*string*".*string*"

Cause: An attempt was made to alter a zonemap using a command other than ALTER MATERIALIZED ZONEMAP.

Action: Use the ALTER MATERIALIZED ZONEMAP command.

ORA-31962: cannot fast refresh zonemap "*string*".*string*"

Cause: The fast refresh operation was not possible because DML had occurred to one or more dimension tables of the zonemap.

Action: Specify the force ('?') or complete ('C') option.

ORA-31964: matching GROUP BY expression required

Cause: A matching GROUP BY expression was not found in the SELECT list.

Action: Specify an expression in the SELECT list that matches with the GROUP BY expression.

ORA-31965: incorrect predicate found

Cause: A predicate other than simple equality left outer join predicate was found.

Action: Specify only simple equality left outer join predicates with the fact table on the left side.

ORA-31966: invalid option specified to alter "string"."string"

Cause: An invalid option was used to alter a zonemap table.

Action: Choose a valid option with the ALTER TABLE command.

ORA-31967: built-in aggregate function must be named ZONE_ID\$

Cause: The name for built-in aggregate function was not ZONE_ID\$.

Action: Specify zone_id\$ or "ZONE_ID\$" as the name for aggregate built-in function.

ORA-31968: internal error during the staleness tracking of zonemap "string"."string"

Cause: An internal error was detected by the zonemap staleness tracking subsystem and the DML operation on the zonemap fact table was aborted.

Action: Call Oracle Support Services.

ORA-31969: ZONEMAP not supported for table stored in tablespace of this storage type

Cause: An attempt was made to define ZONEMAP on a table stored in non-Oracle Exadata storage.

Action: Create this table in a tablespace residing on Oracle Exadata storage and then define a ZONEMAP on it.

ORA-31970: cannot comment on the materialized zonemap

Cause: An attempt was made to issue a COMMENT ON TABLE statement on a materialized zonemap.

Action: Issue a COMMENT ON MATERIALIZED ZONEMAP statement instead.

ORA-31990: failed to process parameter "string" from SPFILE

Cause: An error was encountered while processing parameters from the SPFILE.

Action: Update the parameter value using the ALTER SYSTEM SET statement with scope set to SPFILE, and try opening the pluggable database again.

ORA-31991: error occurred processing parameter 'string'

Cause: The parameter could not be specified for a pluggable database.

Action: Remove the parameter and try again.

ORA-31992: error while processing parameter 'string'

Cause: An error was encountered while processing a comment for the parameter.

Action: Update or remove the comment and try again.

ORA-31993: cannot overwrite parameter file 'string'

Cause: The specified parameter file or server parameter file was already in existence.

Action: Delete the parameter file or server parameter file and try again.

ORA-31995: error occurred processing parameter 'string'

Cause: The combined length of all the parameter values was more than the allowed maximum.

Action: Reduce the parameter value length and retry the command.

ORA-32000: write to SPFILE requested but SPFILE is not modifiable

Cause: An ALTER SYSTEM command or an internal self-tuning mechanism requested a write to the SPFILE but the SPFILE was not modifiable.

Action: Perform an in-memory parameter update only.

ORA-32001: write to SPFILE requested but no SPFILE is in use

Cause: An ALTER SYSTEM command or an internal self-tuning mechanism requested a write to the SPFILE but no SPFILE was in use.

Action: Re-start the instance using an SPFILE, or execute ALTER SYSTEM SET SPFILE.

ORA-32002: cannot create SPFILE already being used by the instance

Cause: A create spfile command is trying to write to an SPFILE that was used to startup the instance.

Action: Specify a different SPFILE name

ORA-32003: error occurred processing parameter '*string*'

Cause: An error occurred while parsing the parameter file.

Action: See additional errors to determine the root cause.

ORA-32004: obsolete or deprecated parameter(s) specified for *string* instance

Cause: Obsolete or deprecated parameters for this instance type were specified in the SPFILE or the PFILE on the server side.

Action: See alert log for a list of parameters that are obsolete or deprecated. Remove them from the SPFILE or the server side PFILE.

ORA-32005: error while parsing size specification [*string*]

Cause: The value specified for an alter operation on a size parameter is not valid

Action: Correct the value and retry the operation

ORA-32006: *string* initialization parameter has been deprecated

Cause: A deprecated parameter was specified at startup

Action: Consult Oracle documentation to find new parameters to use instead.

ORA-32007: internal

Cause: A parameter error occurred.

Action: Call Oracle support.

ORA-32008: error while processing parameter update at instance *string*

Cause: An error occurred while processing a parameter on a remote instance.

Action: See accompanying error messages.

ORA-32009: cannot reset the memory value for instance *string* from instance *string*

Cause: Memory resets of local parameters are only allowed.

Action: Retry the query for the local instance if needed.

ORA-32010: cannot find entry to delete in SPFILE

Cause: The SPFILE did not contain the sid.parameter entry.

Action: Change the sid and/or the parameter.

ORA-32011: cannot restore SPFILE to location already being used by the instance
Cause: A restore operation trying to write to an SPFILE that was used to startup the instance.

Action: Specify a different SPFILE name

ORA-32012: cannot reset the memory value of initialization parameter

Cause: An attempt was made to reset the memory value of a parameter that has not been modified.

Action: None

ORA-32013: failure in verifying parameters from the restored SPFILE

Cause: Failure during processing of parameters from restored SPFILE. It could be that restore image of the SPFILE is corrupted.

Action: Further diagnostic information should be in the error stack.

ORA-32014: error processing parameter "*string*" from the SPFILE restore image

Cause: Failure during processing of parameters from restored SPFILE. It could be that restore image of the SPFILE is corrupted.

Action: Further diagnostic information should be in the error stack.

ORA-32015: unable to restore SPFILE

Cause: Failure during SPFILE restore. It could be that the restore destination is not valid.

Action: Further diagnostic information should be in the error stack.

ORA-32016: parameter "*string*" cannot be updated in SPFILE

Cause: Database is mounted.

Action: Unmount the database to update the parameter in the SPFILE

ORA-32017: failure in updating SPFILE

Cause: A failure occurred while updating the SPFILE.

Action: See associated errors.

ORA-32018: parameter cannot be modified in memory on another instance

Cause: Parameter adjustment can take a very long time

Action: Modify the parameter individually on each instance using the SID clause of the alter system command

ORA-32019: The parameter SPFILE cannot be updated in the server parameter file.

Cause: An attempt was made to update the parameter SPFILE in the server parameter file.

Action: Convert the server parameter file into a parameter file and then add the parameters needed and recreate the server parameter file.

ORA-32020: SID='*' clause needed to modify this parameter

Cause: The parameter did not have the same value on all RAC instances.

Action: Retry the command by specifying SID='*'

ORA-32021: parameter value longer than *string* characters

Cause: An attempt was made to alter a parameter value but the number of characters in the parameter value was longer than the allowed maximum. For a list parameter, one of the values in the list was longer than the allowed maximum.

Action: Reduce the parameter value length and retry the command. For the DISPATCHERS parameter, use listener aliases to reduce value length.

ORA-32022: parameter *string* value longer than *string* characters

Cause: The combined length of all the parameter values was more than the allowed maximum.

Action: Reduce the parameter value length and retry the command. For the DISPATCHERS parameter, use listener aliases to reduce value length.

ORA-32024: invalid directory specified for *audit_file_dest* parameter

Cause: Either the directory does not exist or it is not writable.

Action: Retry the command by specifying a valid directory or granting appropriate directory permissions.

ORA-32025: *string.string* is not a table or view object.

Cause: An attempt was made to set the audit table to a non-table object or a non-view object.

Action: Specify a valid table or view object for the audit table option.

ORA-32026: *string.string* has fewer columns compared to *string* table.

Cause: An attempt was made to set the audit table to a table or view object that has fewer columns compared to the base audit table.

Action: Specify a valid table or view object for the audit table option.

ORA-32027: There is no *string* column with the matching type in *string.string*.

Cause: An attempt was made to set the audit table to a table or view object that does not have a column with the same name and type as the one in the audit table.

Action: Specify a valid table or view object for the audit table option.

ORA-32028: Syslog facility or level not recognized

Cause: Syslog facility or level did not conform to the standard facility or level provided in the syslog.h file

Action: Specify a facility or level such as "LOCAL1.NOTICE" which conforms to the syslog.h file

ORA-32029: resetting with SCOPE=MEMORY or SCOPE=BOTH is currently not supported

Cause: An attempt was made to reset an in-memory parameter value

Action: Specify SCOPE=SPFILE if applicable, or explicitly set the parameter to the desired value

ORA-32030: an SPFILE is already associated with the instance

Cause: An attempt was made to update the parameter SPFILE on an instance that was already associated with an spfile.

Action: Restart the instance with a parameter file.

ORA-32031: illegal reference of a query name in WITH clause

Cause: forward or recursive reference of a query name in WITH clause is not allowed.

Action: Correct query statement, then retry.

ORA-32032: free temporary object number not available

Cause: Too many queries using temp table transformation are currently being run to use up all temporary object numbers.

Action: Turn off temporary table transformation or wait, then retry

ORA-32033: unsupported column aliasing

Cause: column aliasing in WITH clause is not supported yet

Action: specify aliasing in definition subquery and retry

ORA-32034: unsupported use of WITH clause

Cause: Improper use of WITH clause because one of the following two reasons: 1. nesting of WITH clause within WITH clause not supported yet 2. For a set query, WITH clause can't be specified for a branch. 3. WITH clause cannot be specified within parenthesis.

Action: correct query and retry

ORA-32035: unreferenced query name defined in WITH clause

Cause: There is at least one WITH clause query name that is not referenced in any place.

Action: remove the unreferenced query name and retry

ORA-32036: unsupported case for inlining of query name in WITH clause

Cause: There is at least one query name which is inlined more than once because its definition query is too simple and references another query name. This is currently unsupported yet.

Action: remove such query name and retry

ORA-32037: unsupported use of LEVEL in membership condition

Cause: An attempt was made to use LEVEL in membership condition with subquery that is not supported.

Action: Rewrite query to avoid using LEVEL in membership condition

ORA-32038: number of WITH clause column names does not match number of elements in select list

Cause: A list of column aliases or names was specified for a WITH clause query name but the number of elements in the list did not match the number of elements in the select list of the definition query.

Action: Update the column alias list or the select list to ensure they have the same number of elements.

ORA-32039: recursive WITH clause must have column alias list

Cause: A WITH clause query referred to itself (recursive) but did not have a column alias list specified for it.

Action: Add a column alias list for the WITH clause query name.

ORA-32040: recursive WITH clause must use a UNION ALL operation

Cause: A WITH clause query referred to itself (recursive) but did not use a UNION ALL operation in its definition query.

Action: Rewrite the recursive WITH clause query to use a UNION ALL operation.

ORA-32041: UNION ALL operation in recursive WITH clause must have only two branches

Cause: A WITH clause query referred to itself (recursive) but used a UNION ALL operation with more than two branches, which is not currently supported.

Action: Rewrite the recursive WITH clause query to use only two branches in the UNION ALL operation.

ORA-32042: recursive WITH clause must reference itself directly in one of the UNION ALL branches

Cause: A WITH clause query referred to itself (recursive) indirectly, such as through a subquery or view.

Action: Rewrite the recursive WITH clause query to refer to itself directly in the FROM clause of one of the UNION ALL branches.

ORA-32043: recursive WITH clause needs an initialization branch

Cause: A WITH clause query referred to itself (recursive) but did not have a branch in a UNION ALL with no references to itself (the initialization branch or anchor member).

Action: Rewrite the recursive WITH query to have a branch in a UNION ALL operation with no references to itself.

ORA-32044: cycle detected while executing recursive WITH query

Cause: A recursive WITH clause query produced a cycle and was stopped in order to avoid an infinite loop.

Action: Rewrite the recursive WITH query to stop the recursion or use the CYCLE clause.

ORA-32045: maximum level of recursion reached while executing recursive WITH query

Cause: A recursive WITH query reached the maximum level of recursion specified and was stopped.

Action: Increase the maximum level of recursion or use the CYCLE clause.

ORA-32046: sequence column name for SEARCH clause must not be part of the column alias list

Cause: The SEARCH clause for a recursive WITH query specified a sequence column that was already listed in the column alias list for the WITH clause query name.

Action: Specify a different name for the sequence column for the SEARCH clause or remove the name from the column alias list.

ORA-32047: cycle mark value and non-cycle mark value must be one byte character string values

Cause: The cycle mark or the non-cycle mark values specified in the CYCLE clause of a recursive WITH query were not one byte character string values as required.

Action: Specify a one byte character string for the cycle mark and non-cycle mark values of the CYCLE clause for the recursive WITH query.

ORA-32048: cycle mark column name for CYCLE clause must not be part of the column alias list

Cause: The CYCLE clause for a recursive WITH query specified a cycle mark column that was already listed in the column alias list for the WITH clause query name.

Action: Specify a different name for the cycle mark column for the CYCLE clause or remove the name from the column alias list.

ORA-32049: duplicate name found in column alias list for WITH clause

Cause: The column alias list for a WITH clause element contained a name which appeared more than once in the list.

Action: Remove the duplicate name from the column alias list.

ORA-32050: *string* operation failed

Cause: A mapping operation failed.

Action: Check FMON trace files for errors.

ORA-32051: mapping service not available

Cause: The mapping service was never started or previously failed to start properly.

Action: Set FILE_MAPPING to TRUE if it is not currently set. Otherwise, check FMON trace files for an ORA-32052 error.

ORA-32052: failed to start mapping service

Cause: The mapping service failed to start properly.

Action: Check FMON trace files for errors.

ORA-32053: operation not supported

Cause: Mapping libraries do not support operation.

Action: Check whether mapping libraries are available and whether operation is supported by the libraries.

ORA-32054: lost communication with FMPUTL process

Cause: Lost communication with mapping utility.

Action: Check FMON and FMPUTL trace files for errors.

ORA-32055: invalid file type

Cause: Invalid file type used when mapping files.

Action: Specify one of expected file types.

ORA-32056: invalid number of extents

Cause: Invalid number of extents used for map operation.

Action: Specify a non-negative number of extents.

ORA-32057: invalid lock mode

Cause: An invalid mode was used for a lock operation.

Action: Specify one of expected lock modes.

ORA-32058: operation restricted to SYSDBA users

Cause: Operation requires SYSDBA privileges.

Action: Connect to the database as SYSDBA.

ORA-32059: deadlock detected on mapping structures

Cause: Mapping structures already locked by the same session.

Action: Unlock mapping structures before proceeding with current operation.

ORA-32060: channel failure

Cause: Channel failure between foreground and background process.

Action: Check foreground trace files for errors.

ORA-32100: operation invalid on transient object

Cause: Trying to perform an operation on transient object which is valid only on persistent objects

Action: Make sure object is persistent

ORA-32101: cannot create OCI Environment

Cause: An OCI Environment could not be created for OCCI

Action: Insure that the parameters to the creatEnvironment method are valid

ORA-32102: invalid OCI handle

Cause: An invalid OCI handle is passed to an OCI call.

Action: This is an internal OCCI Error. Please contact customer support.

ORA-32103: error from OCI call

Cause: An error code other than OCI_ERROR is returned from an OCI call.

Action: This is an internal OCCI Error. Please contact customer support.

ORA-32104: cannot retrieve OCI error message

Cause: Error message after an OCI call could not be retrieved.

Action: This is an internal OCCI Error. Please contact customer support.

ORA-32106: array fetch not allowed without setBuffer on all columns

Cause: The setBuffer method was not called for all column positions and the next method was called to fetch more than one row.

Action: Call the setBuffer method for all column positions if next is to be called to fetch more than one row.

ORA-32107: internal OCI memory allocation failure

Cause: Memory could not be allocated from an OCI heap.

Action: Increase the process memory size.

ORA-32108: max column or parameter size not specified

Cause: The max column or parameter size is not specified.

Action: Specify the max size by setMaxColumnSize or setMaxParamSize.

ORA-32109: invalid column or parameter position

Cause: An invalid column or parameter position is specified.

Action: Specify a valid column or position number.

ORA-32110: Connection not specified

Cause: A null connection was passed.

Action: Pass a valid, non-null connection.

ORA-32113: Null object passed

Cause: Null object was passed.

Action: Pass a non-null object.

ORA-32114: Cannot perform operation on a null LOB

Cause: The LOB instance on which the operation was attempted was null.

Action: Use a valid, non-null LOB instance to perform this operation.

ORA-32116: Buffer size is less than amount specified

Cause: The buffer size specified for the LOB read or write operation was less than the amount to be read or written.

Action: The buffer size must be equal to or greater than the amount to be read from or written to the LOB.

ORA-32117: Source LOB is null

Cause: The source LOB instance on which the operation was attempted was null.

Action: Use a valid, non-null source LOB instance for this operation.

ORA-32118: Cannot perform operation on a null FILE

Cause: The FILE instance on which the operation was attempted was null.

Action: Use a valid, non-null FILE instance to perform this operation.

ORA-32120: Buffer size is less than amount specified

Cause: The buffer size specified for the FILE read or write operation was less than the amount to be read or written.

Action: The buffer size must be equal to or greater than the amount to be read from or written to the FILE.

ORA-32121: Source FILE is null

Cause: The source FILE instance on which the operation was attempted was null.

Action: Use a valid, non-null source FILE instance for this operation.

ORA-32123: Attribute number is out of range

Cause: The attribute number passed is greater than the total number of attributes of the described object.

Action: Pass the attribute number within the allowable range.

ORA-32124: Illegal attribute passed

Cause: The attribute passed is not applicable for the described object.

Action: Pass a valid attribute.

ORA-32125: Attribute type is not appropriate

Cause: The return type of the get method does not match the type of the attribute being passed.

Action: Call the appropriate get method.

ORA-32126: Cannot perform operations on a null REF

Cause: The REF instance on which the operation was attempted was null.

Action: Use a valid, non-null REF instance to perform this operation.

ORA-32127: REFs do not belong to any connection

Cause: Neither of the REFs being compared had associated connection information.

Action: At least one of the REFs being compared must be associated with a valid connection.

ORA-32128: setDataBuffer called after fetch has started

Cause: Fetch from result set has already started and the setDataBuffer call was made.

Action: Call the setDataBuffer method before calling the next() method.

ORA-32129: cannot get information about this column

Cause: The setDataBuffer method was called to get information about this column. Therefore, the current method cannot be called.

Action: Use the information from the buffers specified in the setDataBuffer call.

ORA-32130: invalid offset/index referenced in Bytes

Cause: The offset/index is out of range of valid data locations in Bytes offsets.

Action: Insure that offsets or index is within the range of Bytes object.

ORA-32131: bind data type cannot be changed

Cause: The setXXX method is called again with a different data type than originally specified, or the setXXX method is called for a subsequent iteration without being called before the first iteration.

Action: Call the setXXX method with the same data type as done before the first iteration. If no setXXX method was called for this parameter position the first iteration, then make sure that a setXXX method is called before the first addIteration method is called.

ORA-32132: maximum iterations cannot be changed

Cause: The setMaxIterations is called after a setXXX method has been called.

Action: Call the setMaxIterations method before calling any setXXX methods.

ORA-32133: Cannot get stream from LOB/FILE

Cause: An open stream exists on the the LOB/FILE on which the operation was attempted.

Action: Close the stream before getting another.

ORA-32134: Cannot assign LOBs

Cause: An open stream exists on the target LOB.

Action: Close the stream on the target LOB before assigning the LOBs.

ORA-32135: Cannot assign FILEs

Cause: An open stream exists on the target FILE.

Action: Close the stream on the target FILE before assigning the FILEs.

ORA-32136: Cannot perform operation on an invalid stream

Cause: The LOB/FILE from which the stream was obtained had been nullified or destroyed.

Action: Use a valid stream.

ORA-32139: Cannot write to the stream

Cause: A write was performed after the last buffer was written.

Action: Close this stream and get a new stream to perform the write.

ORA-32140: cannot perform this operation on stream

Cause: Either a read is attempted from a stream in write mode, or a write is attempted on a stream in read mode.

Action: Check the status of the stream to find out the valid operations that can be performed.

ORA-32141: get method does not match the type of the parameter

Cause: The getXXX method called on the Statement object does not match the type of the bind parameter.

Action: Call the getXXX method that is the same as the type of the parameter.

ORA-32142: maximum number of iterations exceeded

Cause: The addIteration exceeds the maximum number of iterations set by the setMaxIterations method.

Action: Increase the maximum number of allowed iterations.

ORA-32143: Environment not specified

Cause: A null environment was passed.

Action: Pass a valid, non-null environment.

ORA-32144: Cannot perform operation on a null interval

Cause: The interval involved in this operation is null.

Action: Use valid, non-null interval instance to perform this operation.

ORA-32145: Environment not specified

Cause: The interval on which the operation was attempted was null and no environment was specified.

Action: Specify non-null environment or perform the operation on a non null instance.

ORA-32146: Cannot perform operation on a null date

Cause: The date involved in this operation is null.

Action: Use valid, non-null date instance to perform this operation.

ORA-32147: Environment not specified

Cause: The date on which the operation was attempted was null and no environment was specified.

Action: Specify non-null environment or perform the operation on a non null instance.

ORA-32150: Cannot perform operation on a null timestamp

Cause: The timestamp involved in this operation is null.

Action: Use valid, non-null timestamp instance to perform this operation.

ORA-32151: Environment not specified

Cause: The timestamp on which the operation was attempted was null and no environment was specified.

Action: Specify non-null environment or perform the operation on a non null instance.

ORA-32152: Cannot perform operation on a null number

Cause: The number involved in this operation is null.

Action: Use valid, non-null number instance to perform this operation.

ORA-32153: Environment not specified

Cause: The number on which the operation was attempted was null and no environment was specified.

Action: Specify non-null environment or perform the operation on a non null instance.

ORA-32154: Anydata context not specified

Cause: A null anydata context was passed.

Action: Pass a valid, non-null anydata context.

ORA-32155: Anydata not specified

Cause: A null anydata was passed.

Action: Pass a valid, non-null anydata.

ORA-32156: Cannot perform operation on stream

Cause: This operation is not applicable to streams obtained from LOBs.

Action: n/a

ORA-32157: Infinity not supported

ORA-32158: Invalid type passed

Cause: An inapplicable type was passed to this call.

Action: Pass an applicable type.

ORA-32159: Cannot set prefetch options for a null Type

Cause: A null Type name was passed.

Action: Pass an non-null Type name.

ORA-32161: Cannot perform piecewise fetch

Cause: Zero amount was passed and buffer size was less than LOB size

Action: Specify a larger buffer or use Stream

ORA-32162: Read/Write SQL method not registered

Cause: readSQL/writeSQL method was NULL or was not registered

Action: Register readSQL/writeSQL by calling put method in Map

ORA-32163: Method called on Invalid Environment type

Cause: A non-XA call made on an XA Environment or XA call made on non-XA Environment

Action: Make sure Environment type is OK

ORA-32164: Method called on Invalid Connection type

Cause: A non-XA call made on an XA Connection or XA call made on non-XA Connection

Action: Make sure Connection type is OK

ORA-32165: Cannot get XA environment

Cause: Incorrect dbname string was passed or the XA connection has not been opened

Action: Pass the correct dbname string or check if the XA connection is open

ORA-32166: Cannot get XA connection

Cause: Incorrect dbname string was passed or the XA connection has not been opened

Action: Pass the correct dbname string or check if the XA connection is open

ORA-32167: No payload set on the Message

Cause: An attempt was made to enqueue a message without setting a payload on it.

Action: Set a payload on the message before calling the send method.

ORA-32168: Cannot perform operation on a null AnyData

Cause: The AnyData instance on which the operation was attempted was null.

Action: Use a valid, non-null AnyData instance to perform this operation.

ORA-32169: Execution completed successfully but the number of rows affected is more than the maximum value of the unsigned integer.

Cause: The row count was larger than the maximum value of the unsigned integer. OCCI clients using 'executeUpdate()' cannot retrieve row counts larger than the maximum value of the unsigned integer.

Action: Use 'getUb8RowCount()' to get the correct row count. Use 'execute()' and 'getUb8RowCount()' for large updates.

ORA-32300: cannot drop a secondary materialized view "*string*".*string*"

Cause: An attempt was made to drop a materialized view of a nested table column's storage table.

Action: Drop the materialized view that contains the nested table column. This will implicitly drop all secondary materialized views.

ORA-32301: object-relational materialized views must be primary key based

Cause: An attempt was made to create an object-relational materialized view that is not primary key based.

Action: Create the materialized view with the PRIMARY KEY keyword.

ORA-32302: object materialized views must be object ID based

Cause: An attempt was made to create an object materialized view that is not object ID based.

Action: Create the materialized view using the OF clause but omit any ROWID or PRIMARY KEY clauses.

ORA-32303: mviews with user-defined types cannot reference multiple master sites

Cause: For materialized views with user-defined types, the definition query cannot reference tables from different master sites.

Action: Do not create materialized views with user-defined types referencing multiple master sites.

ORA-32304: materialized views with user-defined types cannot use prebuilt table

Cause: An attempt was made to create a materialized view with the ON PREBUILT TABLE option.

Action: Do not create the materialized view with the ON PREBUILT TABLE option.

ORA-32305: RepAPI materialized views with user-defined types are not supported

Cause: An attempt was made to create a RepAPI materialized view with user-defined types.

Action: Do not create a RepAPI materialized view with user-defined types.

ORA-32306: updatable materialized views with user-defined types must use SELECT *

Cause: An attempt was made to create an updatable materialized view with user-defined types where the definition query did not use SELECT * at the topmost level.

Action: Rewrite the definition query so that SELECT * is used at the topmost level.

ORA-32307: must use FROM ONLY clause when referencing an object table

Cause: An attempt was made to create a materialized view whose definition query references object tables without the FROM ONLY clause.

Action: Rewrite the definition query to use the FROM ONLY clause for all the object tables in the query.

ORA-32308: object materialized views must use SELECT *

Cause: An attempt was made to create an object materialized view where the definition query did not use SELECT * at the topmost level.

Action: Rewrite the definition query so that SELECT * is used at the topmost level.

ORA-32309: object mview type "string"."string" does not match the master table type

Cause: An attempt was made to create an object materialized view whose type does not match the type of the master object table.

Action: Redefine the type so that it matches the type of the master object table.

ORA-32310: object materialized views must select from an object table

Cause: An attempt was made to create an object materialized view whose definition query did not select from an object table.

Action: Rewrite the definition query to select from an object table.

ORA-32311: materialized view definition query selects an unsupported user-defined type

Cause: An attempt was made in the definition query to select an embedded user-defined type, function returning a user-defined type, or a function whose arguments are user-defined types.

Action: Rewrite the definition query to exclude these unsupported user-defined types.

ORA-32312: cannot refresh a secondary materialized view "string"."string"

Cause: An attempt was made to refresh a materialized view of a nested table column's storage table.

Action: Refresh the materialized view that contains the nested table column. This will implicitly refresh all secondary materialized views.

ORA-32313: REFRESH FAST of "string"."string" unsupported after PMOPs

Cause: A Partition Maintenance Operation (PMOP) has been performed on a detail table, and the specified materialized view does not support fast refresh after PMOPs.

Action: Use REFRESH COMPLETE. Note: you can determine why your materialized view does not support fast refresh after PMOPs using the DBMS_MVIEW.EXPLAIN_MVIEW() API.

ORA-32314: REFRESH FAST of "string"."string" unsupported after deletes/updates

Cause: One or more deletes or updates has been performed on one or more of the detail tables referenced by the specified materialized view. This materialized view does not support fast refresh after deletes or updates.

Action: Use REFRESH COMPLETE. Note: you can determine why your materialized view does not support fast refresh after deletes or updates using the DBMS_MVIEW.EXPLAIN_MVIEW() API.

ORA-32315: REFRESH FAST of "string"."string" unsupported after mixed DML and Direct Load

Cause: One or more of the materialized view logs on the detail tables referenced by the specified materialized view omits the sequence number option. Such a log cannot be used to refresh a materialized view after deletes or updates and direct path insert.

Action: Use REFRESH COMPLETE. Note: you can use the DBMS_MVIEW.EXPLAIN_MVIEW() API to determine which materialized view logs omit the sequence number option.

ORA-32316: REFRESH FAST of "string"."string" unsupported after mixed DML

Cause: One or more of the materialized view logs on the detail tables referenced by the specified materialized view omits the sequence number option. Such a log cannot be used to refresh a materialized view after deletes or updates have been performed on multiple detail tables.

Action: Use REFRESH COMPLETE. Note: you can use the DBMS_MVIEW.EXPLAIN_MVIEW() API to determine which materialized view logs omit the sequence number option.

ORA-32317: cannot run a job from a job

Cause: An attempt was made to execute a job from within another job.

Action: Do not submit jobs that run other jobs.

ORA-32318: cannot rename a materialized view

Cause: Renaming a materialized view or its base table is not supported.

Action: Do not rename the base table of a materialized view.

ORA-32319: Cannot use direct loader log to FAST REFRESH materialized view "string"."string"

Cause: The direct loader log might have been dropped

Action: Need to do complete refresh

ORA-32320: REFRESH FAST of "string"."string" unsupported after container table PMOPs

Cause: A Partition Maintenance Operation (PMOP) has been performed on the materialized view, and no materialized view supports fast refresh after container table PMOPs.

Action: Use REFRESH COMPLETE. Note: you can determine why your materialized view does not support fast refresh after PMOPs using the DBMS_MVIEW.EXPLAIN_MVIEW() API.

ORA-32321: REFRESH FAST of "string"."string" unsupported after detail table TRUNCATE

Cause: A detail table has been truncated and no materialized view supports fast refresh after a detail table has been truncated

Action: Use REFRESH COMPLETE. Note: you can determine why your materialized view does not support fast refresh after TRUNCATE using the DBMS_MVIEW.EXPLAIN_MVIEW() API.

ORA-32322: PCT refresh of "string"."string" not allowed the sequence of DMLs/ PMOPs

Cause: A table join dependent on another table on which PCT refresh is enabled has changed

Action: Use REFRESH FORCE which will pick the best possible refresh method on the materialized view

ORA-32330: invalid operation on online redefinition interim table "string"."string"

Cause: An invalid operation was performed on an interim table which was being used for online redefinition of a table.

Action: Do not perform any unsupported operation on the interim table.

ORA-32331: type "string"."string" is incompatible with the master site

Cause: A type used by the materialized view was found to be incompatible with its corresponding type on the master site. This could be because the type does not exist on the master site or has been evolved to a different version from that on the materialized view site.

Action: Make sure that the types used by the materialized view are the same on both the materialized view and master sites.

ORA-32332: cannot refresh materialized view "string"."string" as type evolution has occurred

Cause: The types used by the materialized view or its master tables have been evolved.

Action: Ensure that the types used by the materialized view have been evolved to the same version at both the master and materialized sites. Then, before refreshing the materialized view, evolve the materialized view using ALTER MATERIALIZED VIEW.

ORA-32333: disable table scn update for Materialized view

Cause: an event is set for disabling table scn update to prevent deadlock situation. (bug 1376209)

Action: disable null refresh and/or base table scn update for Materialized view

ORA-32334: cannot create prebuilt materialized view on a table already referenced by a MV

Cause: the table on which the materialized view is created as prebuilt is already referenced by a materialized view

Action: create the materialized view on a different table

ORA-32335: dimension must have at least one level

Cause: An level-less dimension is not allowed.

Action: Do not drop the only level of a dimension.

**ORA-32336: cannot use USING NO INDEX to create materialized view
"string"."string"**

Cause: The USING NO INDEX option was specified to create an updatable primary key based materialized view, an index-organized materialized view or an object-id materialized view.

Action: Do not use the USING NO INDEX option to create an updatable primary key based materialized view, an index-organized materialized view or an object-id materialized view.

ORA-32337: cannot alter materialized view or zonemap to refresh on commit with pending changes

Cause: There were some pending changes in the detail tables.

Action: Perform on-demand refresh of the materialized view or zonemap to synchronize the data between the materialized view and the detail tables and then issue the ALTER MATERIALIZED VIEW or ALTER MATERIALIZED ZONEMAP statement.

ORA-32338: on commit refresh grab all the detailed tables

Cause: an event is set to let on-commit MV refresh to grab all the detailed tables, no matter whether they have modified or not.

Action: n/a

ORA-32339: cannot alter materialized view with the PMOP

Cause: the materialized view is not allowed to have destructive PMOPS such as DROP, TRUNCATE and EXCHANGE (sub)partition. The UGA flag of i_am_a_refresh should be set first.

Action: execute set_i_am_a_refresh first before alter materialized view with the PMOP.

ORA-32340: cannot tune the materialized view definition

Cause: Due to constructs in the materialized view definition, it could not be tuned to be fast-refreshable or rewriteable.

Action: Execute DBMS_MVIEW.EXPLAIN_MVIEW to determine the cause.

**ORA-32341: The EXPLAIN_MVIEW facility failed to explain the materialized view
"string"."string"**

Cause: The dependent object(s) of the materialized view may have changed. The materialized view may no longer be valid.

Action: Execute ALTER MATERIALIZED VIEW COMPILE and to determine the status of the materialized view in catalog views.

ORA-32342: The EXPLAIN_MVIEW facility failed to explain the materialized view statement

Cause: An error exists in the materialized view definition. As a result, the materialized view statement could not be explained.

Action: Check the syntax of the statement. If it is a CREATE MATERIALIZED VIEW statement, then also check the PARAMETERS specified for the materialized view.

ORA-32343: let MVIEW engine know that it is IMPORT from 9i or earlier

Cause: N/A.

Action: Set this event only under the supervision of Oracle development. Not for general purpose use.

ORA-32344: cannot create a secondary materialized view with synonym as base table

Cause: It is not supported to create a secondary materialized view with synonym in the FROM clause.

Action: Removed the synonym(s) from the statement.

ORA-32345: fail to refresh the materialized view *string.string* due to the changed synonym

Cause: The definition of one or more synonyms in the from clause have changed. The structure of the materialized view has become invalid.

Action: Restore the synonym(s) or drop the materialized view and recreate it again.

ORA-32346: ON COMMIT materialized view refresh caused changes to the master table/materialized view

Cause: ON COMMIT refresh of a read-only materialized view changed the master table/materialized view. A trigger on the refreshed materialized view may be the cause.

Action: Do not create triggers on materialized view which update the master table/materialized view.

ORA-32347: NULL capabilities during explain mview

Cause: The supplied defining query did not generate any capabilities information.

Action: Replace the query since it is not suitable for creating a materialized view.

ORA-32348: revalidate summary object based on user input

Cause: An event was set to specify the number of attempts that the system needed to make in order to validate an invalidated summary object.

Action: Revalidate an invalidated summary object based on user input.

ORA-32349: cannot reference prebuilt table in definition query for materialized view

Cause: The prebuilt container table of the materialized view was referenced in the definition query.

Action: Change the definition query to reference a non-prebuilt table.

ORA-32350: ON COMMIT refresh obtain shared lock for all the detailed tables

Cause: An event was set to let ON COMMIT refresh to obtain a shared lock for all the detailed tables, whether they have been modified or not.

Action: No action necessary.

ORA-32351: database link name cannot start with a number while creating materialized view

Cause: This event was disabled by default. If enabled, the fix for bug 6074902 will be disabled and you will be unable to create database links starting with a number when creating a materialized view on remote tables.

Action: No action necessary.

ORA-32352: cannot refresh materialized view *string.string* using out-of-place fast refresh

Cause: Out-of-place fast refresh was either not enabled on this materialized view or not possible after changes to the base table made since the last refresh.

Action: Specify the FORCE or COMPLETE option for out-of-place refresh.

ORA-32353: cannot refresh materialized view *string.string* using out-of-place PCT refresh

Cause: Out-of-place Partition Change Tracking (PCT) refresh was either not enabled on this materialized view or not possible after changes to the base table made since the last refresh.

Action: Specify the FORCE or COMPLETE option for out-of-place refresh.

ORA-32354: cannot refresh materialized view *string.string* using out-of-place complete refresh

Cause: The materialized view did not qualify for out-of-place complete refresh.

Action: Set the 'out_of_place' parameter to 'false'.

ORA-32355: out-of-place refresh cannot be used in atomic mode

Cause: Both 'atomic_refresh' and 'out_of_place' parameters were set to 'true' in the refresh interface.

Action: Either set the 'atomic_refresh' parameter to 'false' or set the 'out_of_place' parameter to 'false'.

ORA-32357: failed to refresh on-commit materialized view *string.string*

Cause: There was an error in the refresh path of the on-commit materialized view.

Action: Examine the other messages on the error stack in the alert log and take corrective action.

ORA-32358: cannot perform on-query computation for materialized view *string.string*

Cause: The ENABLE ON QUERY COMPUTATION option was specified for the materialized view [owner].[mv_name] but on-query computation was not feasible for the change scenario.

Action: Alter the materialized view [owner].[mv_name] to disable on-query computation, or refresh the materialized view [owner].[mv_name] before issuing the query again.

ORA-32359: cannot specify the FRESH_MV hint for this query

Cause: The query included a construct that was not supported by the on-query computation, and so the FRESH_MV hint could not be specified. The on-query computation does not support the CONNECT BY clause, the MATERIALIZE hint, or spreadsheet queries.

Action: Remove the FRESH_MV hint from the query.

ORA-32360: cannot ENABLE ON QUERY COMPUTATION for a refresh-on-commit materialized view

Cause: The ENABLE ON QUERY COMPUTATION option was specified when the ON COMMIT REFRESH option was also specified.

Action: Remove the ENABLE ON QUERY COMPUTATION option or specify refresh options other than ON COMMIT REFRESH.

ORA-32361: cannot ENABLE ON QUERY COMPUTATION for the materialized view

Cause: On-query computation was not feasible for the materialized view being created or altered.

Action: Remove the ENABLE ON QUERY COMPUTATION option or make the materialized view capable of on-query computation.

ORA-32362: cannot create system-partitioned materialized view

Cause: An attempt to create a system-partitioned materialized view failed.

Action: Remove the PARTITION BY SYSTEM clause from the materialized view definition query.

ORA-32363: prebuilt table managed column cannot be a virtual column

Cause: An attempt was made to create a materialized view on a prebuilt table that has a managed column which is a virtual column.

Action: Do not include the column in the materialized view definition.

ORA-32364: cannot perform on-query computation for this query

Cause: The FRESH_MV hint was specified for the query but on-query computation was not feasible due to conflicting system settings or processes.

Action: Remove the FRESH_MV hint from the query to run the query without on-query computation. To run the query with on-query computation, verify that the system settings are compatible with this feature.

ORA-32400: cannot use object id columns from materialized view log on "*string*".*string*"

Cause: The materialized view log either does not have object id columns logged, or the timestamp associated with the object id columns is more recent than the last refresh time.

Action: A complete refresh is required before the next fast refresh. Add object id columns to the materialized view log, if required.

ORA-32401: materialized view log on "*string*".*string*" does not have new values

Cause: Materialized view log on the indicated table does not have new values information.

Action: Add new values to materialized view log using the ALTER MATERIALIZED VIEW LOG command.

ORA-32403: cannot use new values from mv log on "*string*".*string*"

Cause: The materialized view log either does not have new values logged, or the timestamp associated with the new values columns is more recent than the last refresh time.

Action: Perform a complete refresh is required before the next fast refresh.

ORA-32404: snapshot log uses Change Data Capture which is not enabled for this database

Cause: A snapshot log that utilizes Change Data Capture is being imported to a database where Change Data Capture has not been enabled.

Action: First enable Change Data Capture on the database then retry the import.

ORA-32405: cannot alter tablespace for existing materialized view log

Cause: The tablespace specification for the existing materialized view log cannot be altered or changed.

Action: remove the tablespace clause from the statement.

ORA-32406: cannot alter partitioning for existing materialized view log

Cause: The partitioning specification for the existing materialized view log cannot be altered or changed.

Action: remove the partitioning clause from the statement.

ORA-32407: cannot exclude new values when materialized view log includes new values

Cause: The excluding new values specification for the existing materialized view log cannot be accepted when including new values is the current option.

Action: change excluding new values clause.

ORA-32408: materialized view log on "string"."string" already has new values

Cause: The materialized view log on the indicated table already has new values.

Action: No action required.

ORA-32409: materialized view log on "string"."string" already excludes new values

Cause: The materialized view log on the indicated table already excludes new values.

Action: No action required.

ORA-32411: materialized view definition query exceeds the maximum length

Cause: The materialized view definition query exceeds the 64K limit.

Action: Change the materialized view definition query so that it does not exceed the maximum length of 64K.

ORA-32412: encrypted column "string" not allowed in the materialized view log

Cause: The materialized view log being created/alterd is to capture an encrypted column of the base table.

Action: Do not capture the encrypted column.

ORA-32413: allow concurrent refresh of materialized view and truncate

Cause: This event is set to allow concurrent refresh of materialized view and truncate of base table; it prevents a deadlock situation. (bug 6710019)

Action: Set this event to allow concurrent refresh of materialized view and truncate of the base table.

ORA-32414: materialized view logs are not compatible with each other for fast refresh

Cause: An attempt was made to create a fast refreshable materialized view on tables which have commit SCN-based materialized view logs and tables which have timestamp-based materialized view logs.

Action: Use COMPLETE REFRESH or change underlying materialized view logs to make them compatible with each other for fast refresh.

ORA-32415: fast refreshable remote materialized view on a detail table with commit SCN-based materialized view log is not supported

Cause: The materialized view creation failed because fast refreshable remote materialized view on a detail table with commit SCN-based materialized view log was not supported.

Action: None

ORA-32416: one or more commit SCN-based materialized view logs are not in consistent state for fast refresh

Cause: Dictionary table "SYS"."SNAP_XCMT\$" is not in consistent state.

Action: No action required.

ORA-32417: must use DROP MATERIALIZED VIEW LOG to drop "string"."string"

Cause: An attempt was made to drop materialized view log using a command other than DROP MATERIALIZED VIEW LOG.

Action: No action required.

ORA-32418: COMMIT SCN keyword only appears in CREATE MATERIALIZED VIEW LOG statement

Cause: An attempt was made to alter an existing materialized view log to have commit SCN.

Action: No action required.

ORA-32419: on commit materialized view is not supported on detail tables with commit SCN-based materialized view logs

Cause: An attempt was made to create an on commit materialized view on detail tables with commit SCN-based materialized view logs.

Action: No action required.

ORA-32420: unsupported fast refreshable materialized view defined on detail tables which have commit SCN-based materialized view logs

Cause: An attempt was made to create an unsupported fast refreshable materialized view on detail tables with commit SCN based materialized view logs.

Action: No action required.

ORA-32421: commit SCN-based materialized view log is not supported on a table with LOB column(s)

Cause: An attempt was made to create a commit SCN-based materialized view log on a table which has LOB column(s).

Action: No action required.

ORA-32422: commit SCN-based materialized view log cannot be created on table "string"."string" when there exist direct load/PMOP log entries for the table

Cause: An attempt was made to create a commit SCN-based materialized view log on a table which had direct load/PMOP log entries in sys.sumdelta\$ and sys.sumpartlog\$.

Action: Refresh the table's dependent materialized views before creating commit SCN-based materialized view log on the table.

ORA-32423: commit SCN-based materialized view log cannot be dropped on table "string"."string" when there exist direct load/PMOP log entries for the table

Cause: An attempt was made to drop a commit SCN-based materialized view log on a table which had direct load/PMOP log entries in sys.sumdelta\$ and sys.sumpartlog\$.

Action: Refresh the table's dependent materialized views before dropping commit SCN-based materialized view log on the table.

ORA-32424: materialized view log on "string"."string" already has this purge option

Cause: Materialized view log on the indicated table already has the purge option specified.

Action: Specify a different purge option or omit the purge option.

ORA-32425: asynchronous and scheduled purge option is not allowed on commit SCN-based materialized view log

Cause: An attempt was made to create or alter a commit SCN-based materialized log with asynchronous and scheduled purge option.

Action: Specify a different purge option or omit the purge option.

ORA-32426: materialized view log on "string"."string" in DST upgrade

Cause: The materialized view log was created or altered on a table that had a Daylight Saving Time upgrade in progress.

Action: Wait until DST upgrade finishes on the master table.

ORA-32427: materialized view contains unsupported NLS transformation

Cause: An attempt was made to create or alter materialized view under NLS settings which transformed the materialized view's defining query in ways not by supported by Oracle.

Action: Contact Oracle support or workaround problem by removing NLS settings or modifying the materialized view's defining query.

ORA-32428: on-statement materialized join view error: *string*

Cause: An error related to on-statement materialized join view was received.

Action: Refer to the error message for more information.

ORA-32429: commit SCN-based materialized view log cannot be created on AQ table

Cause: An attempt was made to create a commit SCN-based materialized view log on an Oracle Database Advanced Queuing (AQ) table.

Action: Do not create a commit SCN-based materialized view log on AQ tables.

ORA-32430: materialized view log cannot be created on read-only database

Cause: An attempt was made to create a materialized view log on a read-only database.

Action: Do not create a materialized view log on a read-only database.

ORA-32431: materialized view cannot be created on tables having inconsistent sharing

Cause: An attempt was made to create a materialized view on tables having inconsistent sharing.

Action: Do not create a materialized view on tables having inconsistent sharing, or ensure that tables have consistent sharing.

ORA-32432: fast refreshable materialized view on tables with extended data link is not supported

Cause: An attempt was made to create a fast refreshable materialized view on tables with extended data link.

Action: Do not use REFRESH FAST. Use other refresh method.

ORA-32480: SEARCH and CYCLE clauses can only be specified for recursive WITH clause elements

Cause: A SEARCH or a CYCLE clause was specified for a WITH clause element that was not recursive.

Action: Remove the SEARCH or CYCLE clause, or add recursion to the WITH clause element.

ORA-32481: cycle value for CYCLE clause must be different from the non-cycle value

Cause: A CYCLE clause was specified for a recursive WITH query but the cycle value was the same as the non-cycle or DEFAULT value.

Action: Change either the cycle or the non-cycle values so that they no longer match.

ORA-32482: sequence column for SEARCH clause must be different from the cycle mark column for CYCLE clause

Cause: A SEARCH clause and a CYCLE clause was specified for a recursive WITH query, but the sequence column of the SEARCH clause matched the cycle mark column of the CYCLE clause.

Action: Change either the sequence column or the cycle mark column so that they no longer match.

ORA-32483: duplicate name found in sort specification list for SEARCH clause of WITH clause

Cause: A SEARCH clause was specified for a recursive query with a sort specification list which contained duplicate names.

Action: Remove the duplicate names from the sort specification list of the SEARCH clause.

ORA-32484: duplicate name found in cycle column list for CYCLE clause of WITH clause

Cause: A CYCLE clause was specified for a recursive query with a cycle column list which contained duplicate names.

Action: Remove the duplicate names from the cycle column list of the CYCLE clause.

ORA-32485: element in cycle column list of CYCLE clause must appear in the column alias list of the WITH clause element

Cause: An element in the cycle column list of a CYCLE clause that was specified for a recursive WITH query did not appear in the column alias list of the WITH clause element.

Action: Change the cycle column list to use only names which are listed in the column alias list of the WITH clause element.

ORA-32486: unsupported operation in recursive branch of recursive WITH clause

Cause: The recursive component of the UNION ALL in a recursive WITH clause element used an operation that was currently not supported. The following should not be used in the recursive branch of the UNION ALL operation: GROUP BY, DISTINCT, MODEL, grouping sets, CONNECT BY, window functions, HAVING, aggregate functions.

Action: Rewrite the query without the unsupported operation.

ORA-32487: unsupported join in recursive WITH query

Cause: The recursive component of a recursive WITH clause element contained one of the following: - A LEFT OUTER join where the right side was the recursive query name. - A RIGHT OUTER join where the left side was the recursive query name. - A FULL OUTER join involving the recursive query name.

Action: Rewrite the query without the unsupported join operation.

ORA-32488: WITH clause element did not have a column alias list

Cause: A WITH clause element used the SEARCH clause or CYCLE clause or both but did not have a column alias list specified for it.

Action: Add a column alias list for the WITH clause query name.

ORA-32489: element in sort specification list of SEARCH clause did not appear in the column alias list of the WITH clause element

Cause: An element in the sort specification list of a SEARCH clause that was specified for a recursive WITH query did not appear in the column alias list of the WITH clause element.

Action: Change the sort specification list to use only names which are listed in the column alias list of the WITH clause element.

ORA-32490: recursive query name referenced more than once in recursive branch of recursive WITH clause element

Cause: The recursive component of the UNION ALL in a recursive WITH clause element referenced the recursive query name more than once. Only one reference to the recursive query name is allowed in the recursive branch of a recursive WITH clause element.

Action: Rewrite the query using only one reference to the recursive query name in the recursive branch of the recursive WITH clause element.

ORA-32499: operation not supported with old CONNECT BY clause

Cause: The query used the old CONNECT BY clause on operations that are not supported.

Action: Disable the old CONNECT BY clause by disabling the `_old_connect_by_enabled` parameter.

ORA-32500: Dirname '*string*' cannot exceed '*string*' characters

Cause: Path name too long

Action: Use shorter pathname than maximum specified for dirname.

ORA-32501: Writing SGA to file failed

Cause: Underlying OSDs encountered an error

Action: Check additional information. `slercerrno` contains `errno`.

ORA-32502: Cannot execute command. Flash Freeze is not in effect

Cause: This command can only be issued after a flash freeze

Action: Refer to instructions for flash freeze and Oracle diagnostics.

ORA-32503: Mapping SGA from file failed

Cause: Underlying OSDs encountered an error

Action: Check additional information. `slercerrno` contains `errno`.

ORA-32504: expecting one of *string*, *string*, *string*, or *string* but found *string*

Cause: illegal value specified for create watchpoint mode

Action: specify one of the expected modes

ORA-32505: too many watchpoints

Cause: too many watchpoints created

Action: increase appropriate initialization parameters

ORA-32506: expecting one of *string*, *string*, or *string* but found *string*

Cause: invalid arguments provided

Action: provide one of the expected arguments

ORA-32507: expecting *string* but found *string*

Cause: invalid arguments to command

Action: provide one of the expected arguments

ORA-32508: no such watchpoint id

Cause: invalid watchpoint id

Action: use oradebug show to list valid watchpoint ids

ORA-32509: watchpoint was already deleted

Cause: trying to delete an already deleted watchpoint

Action: use oradebug show to list valid watchpoint ids

ORA-32510: cannot create watchpoint on unreadable memory

Cause: trying to create watchpoint on invalid address

Action: provide a different valid address

ORA-32511: cannot create watchpoint in memory needed by watchpointing code

Cause: overlap exists between requested memory range to watch and internal memory structures that watchpointing operations need

Action: provide a different address range

ORA-32512: type '*string*' is unknown

Cause: trying to dump an invalid type name

Action: specify a known type

ORA-32514: cannot dump multiple '*string*' types: structure size is unknown

Cause: trying to dump an invalid address

Action: provide a different valid address

ORA-32515: cannot issue ORADEBUG command '*string*' to process '*string*'; prior command execution time exceeds *string* ms

Cause: The process targeted to execute the ORADEBUG command was busy executing another ORADEBUG command for a time greater than the timeout value specified.

Action: Increase the timeout value.

ORA-32516: cannot wait for process '*string*' to finish executing ORADEBUG command '*string*'; wait time exceeds *string* ms

Cause: The execution of the ORADEBUG command took longer than the the timeout value specified.

Action: Increase the timeout value.

ORA-32517: cannot issue ORADEBUG command '*string*' to process '*string*' (prior command execution time exceeds *string* ms); total wait time exceeds *string* ms

Cause: The process targeted to execute the ORADEBUG command was busy executing another ORADEBUG command. But, because the total wait time for all targeted processes exceeded the maximum wait time, the ORADEBUG command was not issued to the target process.

Action: Increase the timeout value.

ORA-32518: cannot wait for process '*string*' to finish executing ORADEBUG command '*string*' (waited *string* ms); total wait time exceeds *string* ms

Cause: The total wait time for all targeted processes exceeded the maximum wait time, therefore the wait for the targeted process to finish executing the ORADEBUG command was aborted.

Action: Increase the timeout value.

ORA-32519: insufficient privileges to execute ORADEBUG command: *string*

Cause: Sufficient privileges were not granted.

Action: Perform the operation using a database session that has the required privileges. See the Oracle ORADEBUG documentation for more details.

ORA-32520: error authenticating credentials

Cause: An error was encountered while authenticating credentials.

Action: Check the other error messages for additional information or contact Oracle Support Services.

ORA-32521: error parsing ORADEBUG command: *string*

Cause: An invalid ORADEBUG command was specified.

Action: Specify the correct ORADEBUG command and arguments.

ORA-32522: restricted heap violation while executing ORADEBUG command: [*string*] [*string*] [*string*]

Cause: An invalid memory heap was used in an ORADEBUG command.

Action: Try executing the ORADEBUG command in the current process or contact Oracle Support Services.

ORA-32523: watchpoint cannot be created in dynamic processes

Cause: An attempt was made to create a watchpoint in a process involving threads.

Action: Check the process mode or try creating watchpoints only in the static non-threaded processes.

ORA-32550: Replacement occurred despite hint to the contrary

Cause: This should never be signalled; it's internal.

Action: Report to Oracle support.

ORA-32575: Explicit column default is not supported for modifying views

Cause: Default keyword was used to modify views.

Action: Use implicit default - omitting column-value pair.

ORA-32576: missing TYPE keyword

Cause: keyword TYPE is missing.

Action: Use TYPE keyword.

ORA-32577: username must be SYS or SYSTEM

Cause: A user name of SYS or SYSTEM was not specified when providing a password in the CREATE DATABASE statement.

Action: Only passwords for the SYS and SYSTEM users can be provided in the CREATE DATABASE statement. Re-issue the statement with passwords for users SYS or SYSTEM.

ORA-32578: password for SYS already specified

Cause: A password for the SYS user was specified twice in the CREATE DATABASE statement.

Action: Re-issue the CREATE DATABASE statement with only one password for the SYS user.

ORA-32579: password for SYSTEM already specified

Cause: A password for the SYSTEM user was specified twice in the CREATE DATABASE statement.

Action: Re-issue the CREATE DATABASE statement with only one password for the SYSTEM user.

ORA-32580: both SYS and SYSTEM passwords must be provided

Cause: Passwords for both the SYS and SYSTEM users were not provided in the CREATE DATABASE statement. If one of the passwords was provided, then both should be provided.

Action: Re-issue the CREATE DATABASE statement with a password for both the SYS and SYSTEM users.

ORA-32581: missing or invalid password

Cause: An incorrect password was provided for the SYS or SYSTEM user in the CREATE DATABASE statement.

Action: Re-issue the CREATE DATABASE statement with a valid password.

ORA-32582: table function with left correlation to a table cannot also be left outer-joined to the table

Cause: A table function T2 contains a reference to a table T1. T2 is also left outer-joined to T1. This is not allowed.

Action: Remove the reference to T1 from T2 or remove the left outer-join specification (+).

ORA-32583: query passed to table function has wrong number of elements in select list

Cause: The query used as an input to a table function which takes a ref cursor as argument has wrong number of elements in the select list which does not correspond to the elements in ref cursor. The ref cursor mentioned here refers to the one referenced in order by partition clauses. This is not allowed.

Action: Make sure that the select list of the query matches the ref cursor columns as defined in the function.

ORA-32584: missing LOG keyword

Cause: keyword LOG is missing.

Action: Use LOG keyword.

ORA-32585: duplicate specification of a supplemental log attribute

Cause: In a create/alter DDL a supplemental log attribute is specified more than once.

Action: Rewrite the Create/Alter DDL such that it has a single occurrence of any supplemental log attribute.

ORA-32586: multiple specification of a supplemental logging attribute

Cause: The primary key, unique index, foreign key or all column supplemental logging attribute can be specified at most once in a create/alter ddl.

Action: Rewrite the Create/Alter DDL with single occurrence of the offending supplemental logging attribute.

ORA-32587: Cannot drop nonexistent *string* supplemental logging

Cause: specified supplemental log attribute does not exist.

Action: None

ORA-32588: supplemental logging attribute *string* exists

Cause: specified supplemental logging attribute exists.

Action: retry the alter/create ddl after removing this supplemental logging attribute.

ORA-32589: unable to drop minimal supplemental logging

Cause: Minimal supplemental logging could not be dropped as one of primary key, foreign key, unique or all column supplemental logging is enabled at the database level.

Action: Use V\$DATABASE to determine the databasewide supplemental logging directives. Minimal supplemental logging could be dropped if and only if no other databasewide supplemental logging directives are enabled.

ORA-32590: log group specification not allowed here

Cause: Supplemental log specification is not allowed in the statement.

Action: Remove the supplemental log specification from the statement.

ORA-32591: connect string too long

Cause: The connect string specified for the database link was more than 2000 characters.

Action: Specify a connect string less than 2000 characters.

ORA-32592: all columns in log group can not be no log columns

Cause: A supplemental log group must have at least one column of scalar type that is not marked as no log.

Action: Redefine the supplemental log group with at least one column of scalar type that is not marked as no log.

ORA-32593: database supplemental logging attributes in flux

Cause: there is another process actively modifying the database wide supplemental logging attributes.

Action: Retry the DDL or the LogMiner dictionary build that raised this error.

ORA-32594: invalid object category for COMMENT command

Cause: The object category specified is not a valid object for which to use the COMMENT command.

Action: Retry the COMMENT command by specifying an accepted object category. (ie, Table, Operator, Indextype, etc.)

ORA-32595: DDL statement cannot be audited with BY SESSION specified

Cause: An attempt was made to audit a DDL statement with BY SESSION clause specified. DDL statements can be audited BY ACCESS only.

Action: Specify BY ACCESS instead of BY SESSION to audit the DDL statement.

ORA-32596: duplicate ALTER USER or CREATE USER option

Cause: An ALTER USER option was duplicated.

Action: Remove the duplicate option.

ORA-32597: database supplemental logging attributes inconsistent

Cause: failed to propagate supplemental logging attributes to all RAC instances. Most likely caused by an instance leaving the RAC while this DDL was in progress.

Action: Retry the DDL or the LogMiner dictionary build that raised this error.

ORA-32598: user names cannot be changed in ALTER DATABASE LINK command

Cause: An attempt was made to change the fixed user name of the database link.

Action: None

ORA-32599: cannot create a view in SYS schema with V\$ or GV\$ name prefix

Cause: An attempt was made to create a view in SYS schema with V\$ or GV\$ name prefix, which is reserved for fixed views.

Action: Provide a different name for the view or use a different schema.

ORA-32600: RETENTION and PCTVERSION cannot be used together

Cause: cannot use both RETENTION and PCTVERSION together.

Action: Use either RETENTION or PCTVERSION.

ORA-32601: value for retention cannot be provided

Cause: cannot give a value for Retention Period.

Action: do not provide the value for parameter.

ORA-32602: FREEPOOLS and FREELIST GROUPS cannot be used together

Cause: cannot use both FREEPOOLS and FREELIST GROUPS together.

Action: Use either FREEPOOLS or FREELIST GROUPS.

ORA-32603: invalid FREEPOOLS LOB storage option value

Cause: The specified FREEPOOLS LOB storage option value must be an integer.

Action: Choose an appropriate integer value and retry the operation.

ORA-32604: invalid REBUILD option

Cause: Keyword FREEPOOLS expected after the REBUILD keyword.

Action: User must specify FREEPOOLS keyword.

ORA-32605: invalid REBUILD option

Cause: cannot rebuild freepools while creating table with lob column.

Action: User must not specify REBUILD... in this context.

ORA-32606: missing NAV keyword in MODEL clause

Cause: The NAV keyword was not specified where it was expected.

Action: Specify the NAV keyword or check the SQL statement.

ORA-32607: invalid ITERATE value in MODEL clause

Cause: The specified ITERATE value must be a 4 byte positive integer.

Action: Choose an appropriate value and retry the operation.

ORA-32608: missing INCREMENT or DECREMENT keyword in FOR loop

Cause: INCREMENT or DECREMENT keyword was not specified where it is expected.

Action: Specify the INCREMENT or DECREMENT keyword or check the SQL statement.

ORA-32609: missing REFERENCE keyword in MODEL clause

Cause: The REFERENCE keyword was not specified where it is expected.

Action: Specify the REFERENCE keyword or check the SQL statement.

ORA-32610: missing SINGLE REFERENCE or DIMENSION keyword in MODEL clause

Cause: SINGLE REFERENCE or DIMENSION keyword was not specified where it is expected.

Action: Specify the applicable keywords or check the SQL statement.

ORA-32611: incorrect use of MODEL CV operator

Cause: CV function was used outside a dimension expression, in UNTIL condition, or with non-dimensional arguments.

Action: Check the SQL statement and rewrite if necessary.

ORA-32612: invalid use of FOR loop

Cause: The MODEL FOR loop was used where it is not allowed. FOR loops are not allowed in complex dimensional predicates, on the right hand side of rules, or in the until condition.

Action: Check the SQL statement and rewrite if necessary.

ORA-32613: not a MODEL cell

Cause: The operator requires a MODEL cell as operand.

Action: Specify MODEL cell as operand, check SQL statement.

ORA-32614: illegal MODEL SELECT expression

Cause: An expression other than MODEL aliases, constants, or expressions of the two is specified in the MODEL SELECT clause.

Action: Reformulate the query, perhaps nesting inside another SELECT.

ORA-32615: incorrect use of MODEL IS ANY predicate

Cause: IS ANY predicate is used outside dimension expression or with non-dimensional or different dimensional arguments.

Action: Check the SQL statement and rewrite if necessary.

ORA-32616: missing DIMENSION BY keyword in MODEL clause

Cause: The DIMENSION keyword was not specified where it is expected.

Action: Specify the DIMENSION keyword or check the SQL statement.

ORA-32617: missing MEASURES keyword in MODEL clause

Cause: The MEASURES keyword was not specified where it is expected.

Action: Specify the MEASURES keyword or check the SQL statement.

ORA-32618: incorrect use of MODEL PREVIOUS function

Cause: The MODEL PREVIOUS function was used outside of MODEL "ITERATE UNTIL" clause, or was nested.

Action: Check the SQL statement and rewrite if necessary.

ORA-32619: incorrect use of MODEL ITERATION_NUMBER

Cause: ITERATION_NUMBER was used outside of an iterated MODEL.

Action: Check the SQL statement and rewrite if necessary.

ORA-32620: illegal subquery within MODEL rules

Cause: A subquery was used illegally within the MODEL rule.

Action: Check the SQL statement and rewrite if necessary.

ORA-32621: illegal aggregation in UNTIL iteration condition

Cause: An aggregate function was used in UNTIL condition.

Action: Check the SQL statement and rewrite if necessary.

ORA-32622: illegal multi-cell reference

Cause: Multi-cell reference was specified on a measure expression without an aggregate function.

Action: Use an aggregate function on the measure expression or qualify the cell reference.

ORA-32623: incorrect use of MODEL PRESENT* functions

Cause: A PRESENT* function (IS PRESENT, PRESENTV, PRESENTNNV) was used in a measure expression.

Action: Check the SQL statement and rewrite if necessary.

ORA-32624: illegal reordering of MODEL dimensions

Cause: The expressions to qualify dimensions were specified in an incorrect order within a cell reference.

Action: Reorder dimension expressions in the cell reference.

ORA-32625: illegal dimension in cell reference predicate

Cause: A non-positional dimension was referenced in the predicate.

Action: Check the SQL statement and rewrite if necessary.

ORA-32626: illegal bounds or increment in MODEL FOR loop

Cause: FOR loop allows only numeric and datetime without timezone type for bounds. Only constants of interval and numeric types are allowed as increment/decrement expressions.

Action: Check the SQL statement and rewrite if necessary.

ORA-32627: illegal pattern in MODEL FOR LIKE loop

Cause: The FOR LIKE pattern had zero or more than one wild characters.

Action: Simplify the pattern to have a single wildcard character.

ORA-32628: invalid nesting of MODEL cell reference

Cause: MODEL cell reference was nested too deeply.

Action: Avoid deep nesting of cell references and rewrite if necessary.

ORA-32629: measure used for referencing cannot be updated

Cause: A measure used in nested referencing is updated by a MODEL rule in the automatic order MODEL.

Action: Modify the SQL statement or use sequential order MODEL.

ORA-32630: multiple assignment in automatic order MODEL

Cause: A MODEL cell was updated on the same measure in multiple MODEL rules. Multiple assignment is not allowed in automatic order MODELS as it causes in ambiguity and nondeterminism.

Action: Use sequential order MODEL or rewrite the rule to avoid this.

ORA-32631: illegal use of objects in MODEL

Cause: An object column was used as a MODEL column. Object types are not allowed as partition by, dimension by or measure expressions.

Action: Check the SQL statement and rewrite if necessary.

ORA-32632: incorrect subquery in MODEL FOR cell index

Cause: An illegal subquery was specified in MODEL FOR cell index. A subquery used in a MODEL FOR cell index can not have subqueries, correlation, binds and references to WITH tables.

Action: Check the SQL statement and rewrite if necessary.

ORA-32633: MODEL subquery FOR cell index returns too many rows

Cause: Subquery in MODEL FOR cell index returned more than the allowed maximum.

Action: Split the rule into multiple ones.

ORA-32634: automatic order MODEL evaluation does not converge

Cause: Evaluation using automatic rule ordering did not reach a convergence point.

Action: Modify the rules or use sequential order instead.

ORA-32635: not a single cell reference predicate

Cause: A predicate that is not a single cell reference predicate was specified where a single cell reference predicate was expected. A single cell reference predicate is either a constant expression or a predicate of the form <dimension_key = constant_expr>

Action: Make sure that the predicate is a proper single cell reference. In some cases, you might have to put explicit type conversion operators (or casts) on the constant expression.

ORA-32636: Too many rules in MODEL

Cause: The number of rules (possibly after rule unfolding) exceeded the maximum number of rules allowed.

Action: Reduce the number of rules.

ORA-32637: Self cyclic rule in sequential order MODEL

Cause: A self-cyclic rule was detected in the sequential order MODEL. Sequential order MODELS cannot have self cyclic rules to guarantee that the results do not depend on the order of evaluation of the cells that are updated or upserted.

Action: Use ordered rule evaluation for this rule.

ORA-32638: Non unique addressing in MODEL dimensions

Cause: The address space defined for the MODEL (partition by and dimension by expressions) do not uniquely identify each cell.

Action: Rewrite the MODEL clause. Using UNIQUE SINGLE REFERENCE option might help.

ORA-32639: Aggregate functions on reference MODELS are not allowed

Cause: An aggregate function was specified on the cells of a reference MODEL.

Action: Check the SQL statement and rewrite if necessary.

ORA-32640: FOR LIKE loops are not allowed for multi-byte character types

Cause: FOR LIKE loops was specified for a multi-byte character type.

Action: Check the SQL statement and rewrite if necessary.

ORA-32641: invalid expression in MODEL rule ORDER BY clause

Cause: An invalid expression was specified in the MODEL rule ORDER BY clause where only expressions of dimension and measure columns and reference MODEL cell references are allowed

Action: Modify the order by clause in the MODEL rule.

ORA-32642: non-unique cell values from the ORDER BY clause

Cause: The MODEL rule ORDER BY clause did not generate unique values for all cells that satisfy the predicates in the left side of the rule.

Action: Modify the rule ORDER BY clause in the MODEL rule.

ORA-32643: invalid use of window function in MODEL rule

Cause: The window functions can not be used in SQL Model rules that have FOR-loops on the left side or aggregates on the right side.

Action: Modify the MODEL rule.

ORA-32644: this function is not allowed outside of MODEL clause

Cause: A function allowed only within the MODEL clause is used outside of MODEL clause.

Action: Rewrite the SQL statement.

ORA-32690: Hash Table Infrastructure ran out of memory

Cause: Not enough memory.

Action: Increase memory.

ORA-32695: HTI: Not enough memory

Cause: Memory is not enough.

Action: Increase memory.

ORA-32696: HTI: No free slot

Cause: There is not enough memory.

Action: Increase memory.

ORA-32700: error occurred in DIAG Group Service

Cause: An unexpected error occurred while performing a DIAG Group Service operation.

Action: Verify that the DIAG process is still active. Also, check the Oracle DIAG trace files for errors.

ORA-32701: Possible hangs up to hang ID=*string* detected

Cause: Hang Manager detected one or more hangs. These could be valid hangs that require action or the system could be overloaded causing very slow progress which can be interpreted as hangs. If hang resolution is enabled, Hang Manager may attempt to resolve the hang by terminating the ultimate blocker.

Action: Check the incident logs associated with this message for diagnostic information.

ORA-32702: Rolling migration is going on

Cause: DIAG detected rolling migration in IPC.

Action: No action needed. DIAG is shutting down for rolling migration. This error number is solely used for internal purposes.

ORA-32703: deadlock detected: *string*

Cause: Oracle sessions waiting for resources were deadlocked.

Action: Reissue any commands that failed and contact Oracle Support Services with the incident information.

ORA-32704: Oracle RAC deadlock detected: *string*

Cause: Oracle sessions or processes using Global Enqueue Service were deadlocked waiting for resources.

Action: Reissue any commands that failed and contact Oracle Support Services with the incident information.

ORA-32706: invalid parameter name or value for Oracle Hang Manager

Cause: An invalid parameter name or value was passed to the DBMS_HANG_MANAGER package when setting an Oracle Hang Manager parameter.

Action: Choose a documented parameter name and value.

ORA-32707: internal error of Oracle Hang Manager parameter management

Cause: An internal error was encountered while processing the Oracle Hang Manager parameter management request.

Action: Check the alert log file for error details.

ORA-32708: DBMS_HANG_MANAGER package not supported for this instance type

Cause: Oracle Hang Manager parameter management was not supported for this instance type.

Action: No action required.

ORA-32730: Command cannot be executed on remote instance

Cause: DIAG is not registered with DIAG Group Service

Action: Issue the command without the cluster database syntax

ORA-32731: Another Parallel Oradebug session is in progress

Cause: Another session for Parallel Oradebug is in progress with the database

Action: Issue the command later when the current session finishes

ORA-32732: Parallel Oradebug session is aborted

Cause: Group reconfiguration is occurring among DIAGs

Action: Issue the command later when group reconfiguration completes

ORA-32733: Error occurred when executing Parallel Oradebug

Cause: Error is encountered during executing command at local node

Action: Check alert log and DIAG trace file for error detail

ORA-32734: Error occurred when sending Oradebug command to remote DIAGs

Cause: IPC communication problem encountered

Action: Check IPC communication between DIAGs and issue the command again

ORA-32735: DIAG process is not running in the instance

Cause: DIAG process is not alive

Action: Check error in DIAG trace file and issue the command again when DIAG is restarted

ORA-32736: Hang analysis aborted due to wrong message type

Cause: DIAG received wrong message.

Action: Check DIAG trace files for errors.

ORA-32737: Hang analysis aborted due to failed memory allocation

Cause: DIAG couldn't allocate buffer for remote copy.

Action: Check DIAG trace files for errors.

ORA-32738: Hang analysis aborted due to failed memory copy

Cause: DIAG couldn't copy buffer to remote node.

Action: Check DIAG trace files for errors.

ORA-32739: Hang analysis aborted due to failed heap re-grow

Cause: DIAG couldn't re-grow the heap for wait-for-graphs.

Action: Check DIAG trace files for errors.

ORA-32740: The requested operation cannot be proceeded

Cause: Operation was aborted because instance termination was in progress.

Action: Retry later after restarting the instance.

ORA-32741: Hang analysis already going on

Cause: Hang analysis was already in process globally or for the instance.

Action: Wait for the current operation to complete and re-run the command.

ORA-32742: Hang analysis initialize failed

Cause: Hang analyzer was not able to allocate memory to initialize.

Action: Check the trace files.

ORA-32743: command cannot be executed on remote instance

Cause: The database was not mounted in SHARED mode.

Action: Mount the database in SHARED mode.

ORA-32761: Turn off Temp LOB Ref Count Feature

Cause: None

Action: Turn off the whole temp lob ref count feature

ORA-32762: Turn on Temp LOB Ref Count Tracing

Cause: None

Action: Check Trace file for debug info

ORA-32763: Turn off N-Pass Temp LOB cleanup

Cause: None

Action: Facilitate debugging and testing

ORA-32766: instr with negative offset: use varchar semantics on LOBs

Cause: The current varchar behavior is different. e.g. `instr('abcd', 'cd', -2, 1)` returns 3, whereas `instr(to_clob('abcd'), 'cd', -2, 1)` returns 0, (i.e. no match), because the reverse search starts from offset -2, which points to 'c' and moving backward, i.e. 'd' is ignored. This is symmetric to `instr('dcba', 'dc', 2, 1)`, which returns 0.

Action: ORACLE uses the same varchar semantics on LOBs (`instr`). Using the same example, `instr(to_clob('abcd'), 'cd', -2, 1)` will return 3 as in the varchar case.

ORA-32767: No server connection for this operation

Cause: The client side `sql` or `plsql` function operation requires a connection to the server, but currently no client/server connection existed.

Action: Establish a client/server connection.

ORA-32771: cannot add file to bigfile tablespace

Cause: An attempt was made to add the second file to a bigfile tablespace.

Action: Do not use this command with bigfile tablespace.

ORA-32772: BIGFILE is invalid option for this type of tablespace

Cause: An attempt was made to create a bigfile tablespace that is dictionary managed or locally managed with manual segment-space management.

Action: Either change the tablespace type to locally managed with automatic segment-space management, or create a SMALLFILE tablespace instead.

ORA-32773: operation not supported for smallfile tablespace *string*

Cause: An attempt was made to perform an operation which is supported only for bigfile tablespaces, e.g. `resize tablespace`.

Action: Use the appropriate clause of the `ALTER DATABASE DATAFILE` command instead.

ORA-32774: more than one file was specified for bigfile tablespace *string*

Cause: More than one datafile or tempfile was specified in CREATE TABLESPACE command for a bigfile tablespace.

Action: Change command to contain only one file or create a smallfile tablespace instead.

ORA-32775: cannot change size attributes of read only tablespace *string*

Cause: An attempt was made to change size attributes of a tablespace that is read only.

Action: Change the tablespace to read/write and retry the operation.

ORA-32776: Local temporary tablespaces are not allowed in a tablespace group.

Cause: An attempt was made to create or alter a tablespace group to contain a tablespace that is a local temporary tablespace.

Action: Use a tablespace that is not a local temporary tablespace or do not include this tablespace in a group.

ORA-32777: DDL operations are disabled on local temporary tablespaces FOR RIM.

Cause: A DDL operation on a local temporary tablespace FOR RIM was attempted in a system without any read-only running instances.

Action: Add at least one read-only instance to the cluster.

ORA-32778: DDL operations are disabled on local temporary tablespaces FOR LEAF.

Cause: A DDL operation on a local temporary tablespace FOR LEAF was attempted in a system without any read-only running instances.

Action: Add at least one read-only instance to the cluster.

ORA-32781: Trace event for window functions

Cause: N/A

Action: Set this event only under the supervision of Oracle development. Trace level is a bitfield. LEVEL ACTION -----
0x0001 trace window functions after ordering semantics rewrite 0x0002 trace statistics collected for window functions 0x0004 trace ordering groups generated for window functions 0x0008 trace dynamic sampling statistics expressions 0x0010 trace messages for slave-2-QC communication 0x0020 trace window consolidation rows

ORA-32790: Element '*string*' cannot share the default table '*string*' with element '*string*'

Cause: An element in the restriction shared a default table with the corresponding element in it's supertype.

Action: Change the default table's name for the element in restriction.

ORA-32791: prebuilt table managed column cannot have a default on null

Cause: An attempt was made to create a materialized view on a prebuilt table that has a managed column with a default on null expression.

Action: Either remove the default on null property, or do not include the column in the materialized view definition.

ORA-32792: prebuilt table managed column cannot be an identity column

Cause: An attempt was made to create a materialized view on a prebuilt table that has a managed column that is an identity column.

Action: Either remove the identity property, or do not include the column in the materialized view definition.

ORA-32793: cannot alter a system-generated sequence

Cause: An attempt was made to alter a system-generated sequence.

Action: A system-generated sequence, such as one created for an identity column, cannot be altered.

ORA-32794: cannot drop a system-generated sequence

Cause: An attempt was made to drop a system-generated sequence.

Action: A system-generated sequence, such as one created for an identity column, cannot be dropped.

ORA-32795: cannot insert into a generated always identity column

Cause: An attempt was made to insert a value into an identity column created with GENERATED ALWAYS keywords.

Action: A generated always identity column cannot be directly inserted. Instead, the associated sequence generator must provide the value.

ORA-32796: cannot update a generated always identity column

Cause: An attempt was made to update an identity column created with GENERATED ALWAYS keywords.

Action: A generated always identity column cannot be directly updated.

ORA-32797: identity column sequence mismatch in ALTER TABLE EXCHANGE PARTITION

Cause: The two tables specified in the EXCHANGE have identity columns with sequences that are neither both increasing nor decreasing.

Action: Ensure that the identity columns have sequences with INCREMENT BY having the same sign.

ORA-32798: cannot use ANSI RIGHT or FULL outer join with a left correlation

Cause: An attempt was made to use a lateral view with a left correlation to the first operand of an ANSI RIGHT or FULL outer join.

Action: Rewrite the query without the left correlation.

ORA-32799: cannot rename a system-generated sequence

Cause: An attempt was made to rename a system-generated sequence.

Action: A system-generated sequence, such as one created for an identity column, cannot be renamed.



ORA-32800 to ORA-32857

ORA-32800: internal error *string*

Cause: An unexpected error occurred.

Action: Contact Oracle Support Services.

ORA-32801: invalid value *string* for *string*

Cause: An invalid value was specified for a parameter.

Action: Specify a valid value for the parameter.

ORA-32802: value for *string* must be *string*

Cause: An invalid value was specified for a parameter.

Action: Specify the value as indicated by the message.

ORA-32803: value for *string* cannot be altered

Cause: An attempt was made to alter a value that cannot be altered.

Action: Retry the operation without altering the indicated value.

ORA-32804: invalid value *string*, *string* should have form *string*

Cause: A value specified for a parameter has the incorrect form.

Action: Specify a string of the correct form.

ORA-32805: identifier for *string* too long, maximum length is *string* characters

Cause: An identifier string exceeded the maximum allowed length.

Action: Specify a string whose length is less than the maximum allowed length.

ORA-32806: value for *string* is too long, maximum length is *string*

Cause: A value exceeded its maximum allowed length.

Action: Specify a value whose length is less than the maximum allowed length.

ORA-32807: message system link *string* already exists

Cause: A message system link of the specified name already exists.

Action: Specify a different name.

ORA-32808: message system link *string* does not exist

Cause: A message system link of the specified name does not exist.

Action: Specify a message system link name that already exists.

ORA-32809: foreign queue *string* is already registered

Cause: The foreign queue has already been registered for this message system link (NAME@MSGLINK).

Action: Specify a different name that is not being used for this message system link.

ORA-32810: foreign queue *string* is not registered

Cause: The foreign queue (NAME@MSGLINK) has not been registered for this message system link.

Action: Specify the name of a registered foreign queue.

ORA-32811: subscriber *string* already exists

Cause: The specified subscriber identifier already exists.

Action: Specify a different identifier.

ORA-32812: subscriber *string* does not exist

Cause: The specified subscriber identifier does not exist.

Action: Specify an existing subscriber identifier.

ORA-32813: propagation schedule *string* already exists

Cause: The specified propagation schedule identifier already exists.

Action: Specify a different identifier.

ORA-32814: propagation schedule *string* does not exist

Cause: The specified propagation schedule identifier does not exist.

Action: Specify a schedule identifier that already exists.

ORA-32815: message system link *string* is referenced by a foreign queue

Cause: An attempt was made to remove a message system link currently referenced by one or more registered foreign queues.

Action: Unregister all foreign queues using this message system link and retry the operation.

ORA-32816: foreign queue *string* is referenced by a subscriber or schedule

Cause: An attempt was made to unregister a foreign queue currently referenced by one or more subscribers or propagation schedules.

Action: Remove all subscribers and propagation schedules using this foreign queue and retry the operation.

ORA-32817: message system link *string* is not configured with a log queue for *string*

Cause: An attempt was made to add a propagation subscriber but the message system link was not configured with a log queue for the indicated propagation type.

Action: Alter the message system link to configure the link with a log queue for this propagation type.

ORA-32818: AQ queue *string* does not exist

Cause: An operation was attempted where the specified AQ queue does not exist.

Action: Specify the name of an existing AQ queue.

ORA-32819: AQ queue *string* must be a normal queue

Cause: An operation was attempted where the specified AQ queue exists but is not a normal queue.

Action: Specify the name of an AQ queue which was created as a normal queue (NORMAL_QUEUE).

ORA-32820: subscriber queue and exception queue must use same message system link

Cause: An operation was attempted for INBOUND propagation where the specified subscriber queue and exception queue reference different message system links.

Action: Specify an exception queue that is a registered foreign queue of the same message system link as the subscriber queue.

ORA-32821: subscriber queue and exception queue must have same payload type

Cause: An operation was attempted for OUTBOUND propagation where the AQ queues used for the subscriber queue and exception queue have different payload types.

Action: Specify an exception queue that has the same payload type as the subscriber queue.

ORA-32822: subscriber *string* is marked for removal

Cause: An administration operation was attempted for a subscriber which is marked for removal. If attempting to remove a subscriber, the Messaging Gateway agent is not running or is running but unable to remove the subscriber at this time.

Action: Do not issue propagation administration commands for a subscriber for which removal is pending. Wait for the subscriber to be removed by the agent or issue REMOVE_SUBSCRIBER with the FORCE option to force the subscriber to be removed.

ORA-32823: subscriber exists for queue *string* and destination *string*

Cause: An attempt was made to create a propagation subscriber when one already exists for the specified queue and destination pair.

Action: Specify a different queue and destination pair, or remove the subscriber using that pair and retry the operation.

ORA-32824: schedule exists for source *string* and destination *string*

Cause: An attempt was made to create a propagation schedule when one already exists for the specified source and destination pair.

Action: Specify a different source and destination pair, or remove the schedule using that pair and retry the operation.

ORA-32825: Messaging Gateway agent has not been started

Cause: An attempt was made to shut down the Messaging Gateway agent when it is not started.

Action: No action required.

ORA-32826: Messaging Gateway agent has already been started

Cause: An attempt was made to start the Messaging Gateway agent when it is already started.

Action: No action required.

ORA-32827: Messaging Gateway agent must be shut down

Cause: An operation was attempted that requires the Messaging Gateway agent to be shut down.

Action: Issue SHUTDOWN, wait for MGW_GATEWAY view to show a NOT_STARTED status, and retry the operation. CLEANUP_GATEWAY may need to be issued to reset the gateway state if the agent fails to shut down after a reasonable time period.

ORA-32828: Messaging Gateway agent must be running

Cause: An operation was attempted that requires the Messaging Gateway agent to be started and responsive.

Action: Issue STARTUP, wait for MGW_GATEWAY view to show a RUNNING status, and retry the operation.

ORA-32829: Messaging Gateway agent cannot be shut down while it is starting

Cause: An attempt was made to shut down the Messaging Gateway agent when it is in the process of starting and initializing.

Action: Wait for MGW_GATEWAY view to show a RUNNING status and retry the operation. CLEANUP_GATEWAY may need to be issued to reset the gateway state if the agent fails to start after a reasonable time period.

ORA-32830: result code *string* returned by Messaging Gateway agent

Cause: The Messaging Gateway agent terminated abnormally due to an unexpected error.

Action: Review the Messaging Gateway log file for further information regarding the problem. Resolve the problem and start the Messaging Gateway agent. Contact Oracle Support Services if the problem cannot be resolved.

ORA-32831: timed out trying to acquire administration lock

Cause: A timeout occurred when attempting an administration operation. Either an administration operation was attempted while the Messaging Gateway agent was starting and initializing, or two administration operations were attempted at the same time.

Action: Retry the operation. If the Messaging Gateway agent is starting, wait for MGW_GATEWAY view to show a RUNNING status and retry the operation.

ORA-32832: failure *string* trying to acquire administration lock

Cause: An unexpected error occurred trying to acquire administration lock.

Action: Retry the operation. Contact Oracle Support Services if the error persists.

ORA-32833: failure *string* trying to release administration lock

Cause: An unexpected error occurred trying to release administration lock.

Action: Contact Oracle Support Services if the error persists.

ORA-32834: Messaging Gateway agent user has not been set

Cause: A Messaging Gateway agent user has not been configured.

Action: Create a database user having role MGW_AGENT_ROLE and issue DB_CONNECT_INFO to configure an agent user.

ORA-32835: database user *string* does not exist

Cause: The specified database user does not currently exist.

Action: Create the user and grant all necessary privileges and roles.

ORA-32836: database user *string* must be granted role *string*

Cause: The specified database user does not have a required role.

Action: Grant the user the indicated role.

ORA-32837: invalid configuration state *string*

Cause: The specified configuration state is invalid.

Action: Remove and re-create the configured entities. Contact Oracle Support Services if the problem cannot be identified or resolved.

ORA-32838: exceeded maximum number of properties

Cause: An attempt was made to alter a property list where the number of properties in the resulting list exceeds the maximum allowed.

Action: Order the elements of the alter list differently so the number of elements in the resulting list is less than the maximum.

ORA-32839: property *string* is reserved, names with MGWPROP\$_ prefix are not valid

Cause: An attempt was made to specify a reserved name for a property name.

Action: Use a non-reserved name.

ORA-32840: property name cannot be NULL

Cause: An attempt was made to use NULL for a property name.

Action: Specify a non-NULL name.

ORA-32841: invalid value for property *string*

Cause: An attempt was made to specify an invalid value for a property.

Action: Specify a valid property value.

ORA-32842: value for property *string* cannot be altered

Cause: An attempt was made to alter a property that cannot be altered.

Action: Retry the operation without altering the indicated property.

ORA-32843: value for *string* is outside the valid range of *string* to *string*

Cause: A value was specified that is not in the valid range.

Action: Specify a value within the indicated range.

ORA-32844: exceeded maximum number of *string* values

Cause: An attempt was made to add a value of the specified type but the maximum number of such values has been reached.

Action: No action required.

ORA-32845: Messaging Gateway agent is already running

Cause: An attempt was made to start the Messaging Gateway agent when an agent instance is already running.

Action: Shut down the Messaging Gateway agent currently running, verify the agent process has been terminated, and start the Messaging Gateway agent.

ORA-32846: Messaging Gateway agent cannot be started; status is *string*

Cause: An attempt to start the Messaging Gateway agent failed due to the indicated agent status. A BROKEN status indicates a problem that requires user intervention before the agent can be started.

Action: Review the MGW_GATEWAY view and the Messaging Gateway log file for further information. Resolve the problem and start the Messaging Gateway agent. Contact Oracle Support Services if the problem cannot be resolved.

ORA-32847: operation is not supported on this platform

Cause: An attempt was made to perform an operation that is not supported on this platform.

Action: Switch to a platform on which the operation is supported.

ORA-32848: foreign queue DOMAIN required for JMS unified connections

Cause: A DOMAIN was not specified when registering a foreign queue for a messaging system link that is configured to use the JMS unified messaging model.

Action: Specify a non-NULL value for the DOMAIN parameter.

ORA-32849: *string* cannot be set unless *string* is set

Cause: An attempt was made to specify a value for a parameter that cannot be set unless an associated parameter is also set.

Action: Specify a valid value for both parameters, or, do not specify a value for either parameter.

ORA-32850: agent *string* does not exist

Cause: The specified Messaging Gateway agent name did not exist.

Action: Specify an existing agent name.

ORA-32851: agent *string* already exists

Cause: The specified Messaging Gateway agent name already existed.

Action: Specify a different agent name.

ORA-32852: agent *string* is referenced by a message system link

Cause: An attempt was made to remove a Messaging Gateway agent currently referenced by one or more message system links.

Action: Remove all message system links associated with this agent and retry the operation.

ORA-32853: propagation job *string* does not exist

Cause: The specified propagation job identifier did not exist.

Action: Specify an existing identifier.

ORA-32854: propagation job *string* already exists

Cause: The specified propagation job identifier already existed.

Action: Specify a different identifier.

ORA-32855: propagation job *string* is marked for removal

Cause: An administration operation was attempted for a propagation job which is marked for removal. If attempting to remove a job, the Messaging Gateway agent is not running or is running but unable to remove the job at this time.

Action: Do not issue propagation administration commands for a job for which removal is pending. Wait for the job to be removed by the agent, or, issue REMOVE_JOB with the FORCE option to force the job to be removed.

ORA-32856: operation not supported for propagation job


Cause: An attempt was made to perform an operation that was not supported for a propagation job.

Action: Perform the operation using a propagation job procedure.

ORA-32857: propagation job exists for source *string* and destination *string*

Cause: An attempt was made to create a propagation job, subscriber, or schedule when a propagation job already existed for the specified source and destination pair.

Action: Specify a different source and destination pair, or remove the propagation job using that pair and retry the operation.



ORA-33000 to ORA-37999

ORA-33000: (AGOPEN00) AGGMAP *workspace object* cannot be accessed because it was compiled by a more recent version of *string*.

Cause: The AGGMAP was already compiled by a more recent version of the product than was being used to execute this command.

Action: Recompile the AGGMAP in the current version.

ORA-33002: (XSAGDNGL00) In AGGMAP *workspace object*, the FLOOR argument of *number* must be less than the CEILING argument of *number*.

Cause: The user specified a floor argument greater than the ceiling argument.

Action: Adjust the floor and ceiling arguments so that the floor is less than the ceiling. OBSOLETE, please remove this

ORA-33003: (XSAGDIMDROP) *workspace object*, to be transformed during data load, must be a base dimension and not otherwise referenced in the AGGMAP.

Cause: The user tried to specify a dimension in a dataflow-related clause in an aggmap which is already in another RELATION statement, DIMENSION statement, or possibly dimensioning the AGGMAP, or they specified a composite or conjoint dimension, or an object which is not a dimension

Action: Remove the conflicting reference or specify a valid object

ORA-33004: (XSAGDNGL01) *workspace object* is not a relationship array.

Cause: A RELATION clause in the AGGMAP named a workspace object that is not a relation.

Action: Name a valid self-relation in the RELATION statement.

ORA-33005: (XSAGDIMBREAK) Invalid breakout for dimension *workspace object*.

Cause: The user specified something that was not a valid dimension or relation on a BREAKOUTDIM line in an aggmap. This might be because the object was not a valid relation, was not over the specified dimension or was multidimensional

Action: Use a valid relation instead

ORA-33006: (XSAGDNGL02) The relation *workspace object* is not related to itself.

Cause: A relation was named in a RELATION clause of the AGGMAP that is not a self-relation.

Action: Name a valid self-relation in the RELATION statement.

ORA-33007: (XSAGPVAR) *workspace object* may only be used as one of: an OPERATOR, ARGS, or FROMVAR variable.

ORA-33008: (XSAGDNGL03) The relation *workspace object* is not a relation over a base dimension of AGGMAP *workspace object*.

Cause: A relation was named in a RELATION clause of the AGGMAP that is not a relation for a base dimension of the AGGMAP.

Action: Name a valid self-relation in the RELATION statement, that is, one that has a dimension that dimensions the AGGMAP.

ORA-33009: (XSAGDNGLPREC) In AGGMAP *workspace object*, PRECOMPUTE may only be specified either for the entire AGGMAP or for individual RELATION statements.

Cause: PRECOMPUTE was specified both as a line in the AGGMAP and on at least one of the RELATION lines, or it was specified more than once as a line of the AGGMAP.

Action: Remove either the PRECOMPUTE line, or the PRECOMPUTE specification for all of the RELATION lines.

ORA-33010: (XSAGDNGL04) Relation *workspace object* is duplicated in the AGGMAP *workspace object*.

Cause: Two RELATION statements in the AGGMAP reference the same relation object.

Action: Remove the duplicate RELATION statement.

ORA-33012: (XSAGDNGL05) AGGMAP *workspace object* contains invalid syntax.

Cause: A line in the AGGMAP contains invalid syntax.

Action: Change the line to have valid syntax.

ORA-33014: (XSAGDNGL06) In AGGMAP *workspace object*, variable operator *workspace object* cannot be dimensioned by rollup dimension *workspace object*.

Cause: Operator variables cannot have the rollup dimension as one of their base dimensions.

Action: Modify the definition of the operator variable so that the current rollup dimension is not one of its bases.

ORA-33016: (XSAGDNGL07) In AGGMAP *workspace object*, *workspace object* is not a valid operator or variable name.

Cause: An invalid argument was supplied to the OPERATOR clause in the relation statement.

Action: Fix the OPERATOR clause so that it specifies either a valid variable name or a valid operator.

ORA-33018: (XSAGDNGL08) In AGGMAP *workspace object*, the data type of *workspace object* must be TEXT, not *string*.

Cause: An operator variable was supplied whose data type is not TEXT.

Action: Change the operator clause to reference a TEXT variable.

ORA-33022: (XSAGDNGL10) The measure dimension *workspace object* must be a TEXT or ID base dimension that does not dimension AGGMAP *workspace object*, but is in the same analytic workspace.

Cause: A MEASUREDIM was supplied in the AGGMAP that was not acceptable.

Action: Modify the MEASUREDIM clause to specify a valid dimension.

ORA-33024: (XSAGDNGL11) AGGMAP *workspace object* contains duplicate information.

Cause: The aggmap contains multiple instances of a clause that can only be specified once.

Action: Remove the extra clause.

ORA-33026: (XSAGDNGL12) In AGGMAP *workspace object*, *workspace object* is not a valid valueset.

Cause: A line in the AGGMAP contains an invalid element where a valid valueset is required.

Action: Change the line to have a valid valueset.

ORA-33028: (XSAGDNGL13) In AGGMAP *workspace object*, *workspace object* should be scalar, not a dimensioned valueset.

Cause: A line in the AGGMAP contains a dimensioned valueset where a scalar valueset is required.

Action: Change the line to have a scalar valueset.

ORA-33030: (XSAGDNGL14) In AGGMAP *workspace object*, you can have either a single independent PROTECT statement or PROTECT statements in your RELATION statements.

Cause: The AGGMAP either specified multiple PROTECT statements not on a RELATION line, or specified PROTECT statements both independently and on RELATION lines.

Action: Correct the AGGMAP to have valid syntax.

ORA-33032: (XSAGDNGL15) In AGGMAP *workspace object*, VALUESET *workspace object* must be in extra dimensions of the relation.

Cause: The RELATION phrase contains a VALUESET which is not over the extra dimension of the RELATION.

Action: Correct the RELATION phrase to contain a valueset over the extra dimension or not to contain any valueset.

ORA-33034: (XSAGDNGL16) In AGGMAP *workspace object*, VALUESET *workspace object* in PRECOMPUTE phrase must be in the self dimension of the relation.

Cause: The precompute phrase contains a valueset which is not over the self dimension of the relation.

Action: Correct the relation phrase to contain a valueset over the self dimension or not to contain any valueset.

ORA-33036: (XSAGDNGL17) ARGS option *workspace object* must be a TEXT variable.

Cause: An ARGS value had a non-text data type.

Action: Use a text variable for ARGS.

ORA-33038: (XSAGDNGL18) In AGGMAP *workspace object*, RELATION *workspace object* contains hierarchy dimensions that are also dimensions of the AGGMAP.

Cause: Hierarchy dimensions(extra dimensions) of a RELATION in the AGGMAP are base dimensions of the AGGMAP.

Action: Correct the RELATION not to have hierarchy dimensions(extra dimensions) which are also base dimensions of the AGGMAP.

ORA-33040: (XSAGDNGL19) In AGGMAP *workspace object*, VALUESETS *workspace object* and *workspace object* are both over the same hierarchy dimension.

Cause: Two or more different VALUESETs over the same hierarchy dimension are used in the AGGMAP.

Action: Use the same VALUESET for two RELATION phrases or use two different VALUESETs over two different hierarchy dimensions.

ORA-33042: (XSAGDNGL20) In AGGMAP *workspace object*, VALUESET *workspace object* must qualify all relations dimensioned by *workspace object*.

Cause: A VALUESET over a hierarchy dimension qualifies some RELATIONs but not all RELATIONs dimensioned by the same hierarchy dimension.

Action: Use the same VALUESET to qualify all the RELATIONs dimensioned by the same hierarchy dimension.

ORA-33044: (XSAGDNGL21) AGGREGATE operator *string* requires a WEIGHTBY clause, but the ARGS clause in AGGMAP *workspace object* did not specify one.

Cause: The user used an operator which needs weight values but not provided the weight values.

Action: Provide weight values using a WEIGHTBY clause.

ORA-33045: (XSAGDNGL51) The AGGREGATE operator *string* does not require a weight, but ARGS clause in AGGMAP *workspace object* specified *workspace object* as a weight.

Cause: The ARGS variable specified a weight even though one is not needed.

Action: Modify the ARGS variable so that it does not specify a weight for that operation.

ORA-33046: (XSAGDNGL22) In AGGMAP *workspace object*, you can specify only one SCREENBY clause.

Cause: The AGGMAP contained multiple SCREENBY clauses.

Action: Remove one of the SCREENBY clauses from the AGGMAP.

ORA-33048: (XSAGDNGL23) In AGGMAP *workspace object*, the relation *workspace object* and the relation *workspace object* are both over the same base dimension.

Cause: The AGGMAP contains incompatible RELATION statements.

Action: Remove one of the RELATION statements from the AGGMAP.

ORA-33050: (XSAGDNGL24) AGGMAP *workspace object* cannot be used to aggregate *workspace object*, because it is defined in a different analytic workspace.

Cause: The user attempted to aggregate a variable in another analytic workspace.

Action: Create an AGGMAP in the other analytic workspace to aggregate that variable.

ORA-33052: (XSAGDNGL25) AGGMAP *workspace object* is a dimensioned AGGMAP; it can only be used to aggregate like-dimensioned variables.

Cause: The user attempted to aggregate a variable with different dimensions than the AGGMAP. This is only possible with undimensioned AGGMAPs.

Action: Create a new undimensioned AGGMAP.

ORA-33058: (XSAGDNGL28) In AGGMAP *workspace object*, error code string is greater than the maximum error code of *number*.

Cause: The user specified an invalid ERRORMASK value.

Action: Remove the invalid value from the ERRORMASK list.

ORA-33060: (XSAGDNGL29) In AGGMAP *workspace object*, the value for the ERRORLOG MAX option must be greater than 0.

Cause: The user specified an ERRORLOG MAX of 0 or a negative number.

Action: Adjust the AGGMAP so that it uses a positive number.

ORA-33062: (XSAGDNGL30) In ALLOCMAP *workspace object*, WEIGHTBY option *workspace object* must be a numerical VARIABLE or FORMULA.

Cause: The WEIGHTBY clause requires numerical VARIABLE or FORMULA but the user used invalid objects.

Action: Correct the WEIGHTBY clause to use a valid numerical VARIABLE or FORMULA.

ORA-33064: (XSAGDNGL31) In AGGMAP *workspace object*, the hierarchy dimension QDR *workspace object* cannot refer to the related dimension of the relation.

Cause: The user specified an invalid hierarchy dimension qualified data reference.

Action: Adjust the AGGMAP so that it uses a valid dimension value qualified data reference.

ORA-33066: (XSAGDNGL32) In AGGMAP *workspace object*, the hierarchy dimension QDR *workspace object* must be a hierarchy dimension of the relation.

Cause: The user specified an invalid qualified data reference for the hierarchy dimension.

Action: Adjust the AGGMAP so that it uses a valid dimension value qualified data reference.

ORA-33068: (XSAGDNGL33) In AGGMAP *workspace object*, the hierarchy dimension QDR over dimension *workspace object* must specify a positive dimension offset.

Cause: The user specified an invalid qualified data reference for the hierarchy dimension.

Action: Adjust the AGGMAP so that it uses a valid dimension value qualified data reference.

ORA-33070: (XSAGDNGL34) In AGGMAP *workspace object*, all QDRs of dimension *workspace object* must map to the same dimension position.

Cause: The user specified two conflicting hierarchy dimension qualified data references.

Action: Adjust the AGGMAP so that it uses a consistent qualified data reference.

ORA-33072: (XSAGDNGL35) In AGGMAP *workspace object*, the hierarchy dimension QDR over dimension *workspace object* must be specified for every relation dimensioned by that hierarchy dimension.

Cause: Multiple dimensions share the same hierarchy dimension, but it is only qualified within a subset of the AGGMAP relations.

Action: Adjust the AGGMAP so that it uses consistent qualified data references.

ORA-33074: (XSAGDNGL36) In AGGMAP *workspace object*, the offset number is not a valid offset into dimension *workspace object*.

Cause: The hierarchy dimension offset is an invalid dimension position.

Action: Adjust the AGGMAP so that it uses valid qualified data references.

ORA-33076: (XSAGDNGL37) In AGGMAP *workspace object*, the value 'number' is not a valid value of dimension *workspace object*.

Cause: The hierarchy dimension offset is an invalid dimension position.

Action: Adjust the AGGMAP so that it uses valid qualified data references.

ORA-33078: (XSAGDNGL39) In AGGMAP *workspace object*, the hierarchy dimension QDR *workspace object* must refer to a dimension.

Cause: The user specified an invalid qualified data reference for the hierarchy dimension.

Action: Adjust the AGGMAP so that it uses a valid dimension value qualified data reference.

ORA-33080: (XSAGDNGL40) In AGGMAP *workspace object*, you cannot reference dimension *workspace object* with both a RELATION statement and a DIMENSION statement.

Cause: The user included both RELATION and DIMENSION statements in the AGGMAP referring to the same AGGMAP.

Action: Remove one of the conflicting clauses.

ORA-33082: (XSAGDNGL41) In AGGMAP *workspace object*, the non-dimensioned valueset *workspace object* must have a parent QDR in its VALUESET statement over the VALUESET's base dimension.

Cause: The VALUESET statement specified a scalar valueset but did not include a qualified data reference to specify the parent.

Action: Add a qualified data reference specifying the parent to the VALUESET statement.

ORA-33084: (XSAGDNGL42) In AGGMAP *workspace object*, you cannot qualify the dimensioned valueset *workspace object*.

Cause: The VALUESET line referred to a dimensioned valueset.

Action: Use a non-dimensioned valueset to limit the status of the dimensioned one.

ORA-33086: (XSAGINIT01) AGGMAP *workspace object* cannot be dimensioned by a conjoint dimension.

Cause: The specified AGGMAP was dimensioned by a conjoint dimension.

Action: Use the CHGDFN command to change the conjoint to a composite dimension.

ORA-33088: (XSAGINIT03) You do not have read permission for AGGMAP object *workspace object*.

ORA-33090: (XSAGINIT05) You must have read permission for *workspace object* to use AGGMAP *workspace object*.

ORA-33092: (XSAGCOMP04) *number* is not the name of a MODEL in any attached analytic workspace.

Cause: An invalid model name was attached to an AGGMAP.

Action: Remove the model from the AGGMAP or create a model with that name.

ORA-33094: (XSAGGMAPLIST01) Your expression uses too much execution space. Eliminate recursion or reduce the levels of nesting.

Cause: formulas likely refer to each other recursively or with a great deal of depth.

Action: eliminate recursion and flatten formula trees.

ORA-33098: (APABBR01) A value of '%V' is not valid for the *workspace object* option.

Cause: An inappropriate value was specified for the named option.

Action: Set a legal value for the option.

ORA-33100: (APABBR02) Value '*number*' is not valid for the *workspace object* option.

Cause: An inappropriate value was specified for the named option.

Action: Set a legal value for the option.

ORA-33102: (APEIFV01) EIFVERSION cannot be greater than the current EVERSION, which is *number*.

ORA-33104: (APEIFV02) EIFVERSION cannot be less than 371.

ORA-33106: (APESCBAS01) '*string*' is not a valid value for the ESCAPEBASE option. Valid values are 'd' and 'x'.

ORA-33108: (APFTMAX01) MAXFETCH must be between 1,000 and 2,147,483,647.

ORA-33110: (APXPKTSZ01) XAPIBUFFER must be between 1,000 and 64,512.

ORA-33112: (APFTBUFF01) FETCHBUFFER must be between 1,000 and 64,512.

ORA-33114: (APLIKESC01) *string* is not a valid value for the LIKEESCAPE option because it is more than one character long.

ORA-33116: (APMSTYPE00) MODSIMULTYPE must be either AITKENS or GAUSS.

ORA-33118: (APMTOLER00) Value *number* is out of range for MODTOLERANCE.

ORA-33120: (APMOVFLO00) Value *number* is out of range for MODOVERFLOW.

ORA-33122: (APMGAMMA00) MODGAMMA must be a whole number greater than or equal to zero.

ORA-33124: (APMITERS00) MODMAXITERS must be a whole number greater than zero.

ORA-33126: (APMDAMPF00) MODDAMP must be greater than or equal to zero and less than one.

ORA-33128: (APMERROR00) MODERROR must be either STOP, CONTINUE, or DEBUG.

ORA-33130: (APMERROR01) The current connection type does not support interactive debugging.

ORA-33132: (APPGMGR00) The *workspace object* option value must be between 0 and *number*.

ORA-33134: (APSORTBUFSZ01) The value of SORTBUFFERSIZE must represent a number between 0 and *number*. You supplied *number*.

ORA-33136: (APSPARSX01) The value of SPARSEINDEX cannot be a multi-line string.

ORA-33138: (APSPARSX02) The value '*number*' is not valid for SPARSEINDEX.

ORA-33140: (AUTOCOMP1) *workspace object* is being compiled automatically.

ORA-33141: (XSAWFREEZE1) The analytic workspace *string* is already frozen.

Cause: Attempting to freeze an AW when it is already frozen

Action: Thaw the AW before freezing it again.

ORA-33142: (BADSYN00) The format of the *string* command is incorrect.

ORA-33143: (XSAWFREEZE2) The analytic workspace *string* must be attached RW or RX.

Cause: The AW must be updatable to change the freeze state

Action: Reattach AW before freezing or thawing it again.

ORA-33144: (BADSYN01) The format of the *string* command is incorrect.

ORA-33145: (XSAWFREEZE3) Cannot rollback analytic workspace *string*; generations are in use.

Cause: One or more generations due to be destroyed as part of a rollback to freeze command are currently in use.

Action: Get sessions using those generations to detach the AW.

ORA-33146: (BINENG00) The width argument for binary conversion can only be specified for INTEGER and BOOLEAN data.

ORA-33147: (XSAWFREEZE4) The analytic workspace *string* is not frozen.

Cause: You are attempting to "rollback to freeze" an AW that is not frozen.

Action: Only execute this command on a frozen AW.

ORA-33148: (BINENG01) The width argument for binary conversion must be 1, 2, or 4.

ORA-33150: (BOOLTOK01) *string* is not a Boolean.

ORA-33152: (CDELETE03) The *workspace object* dimension does not have a value at position *number*.

ORA-33154: (CFINDVAL01) The *workspace object* dimension does not have identifiers.

ORA-33156: (CFINDVAL02) exceeds 2^{63} .

ORA-33158: (CGETPOS02) The *workspace object* dimension does not have a value numbered *number*.

ORA-33160: (CGETSEQ02) The *workspace object* dimension does not have a value at position *number*.

ORA-33162: (CGFIN00) principal-value

ORA-33164: (CGFIN01) asset-value

ORA-33166: (CGFIN02) The number of periods of the *string* function cannot be dimensioned by time.

ORA-33168: (CGFIN03) The salvage value argument of the *string* function must be dimensioned by the time dimension.

ORA-33170: (CGFIN04) The decline factor argument of the *string* function cannot be dimensioned by the time dimension.

ORA-33172: (CGFIN05) The portion argument of the *string* function cannot be dimensioned by time.

ORA-33174: (CGFIN06) The switch period argument of the DEPRDECLSW function cannot be dimensioned by time.

ORA-33176: (CGMCALC01) The member list expression in aggregation phrase *number* is multidimensional.

ORA-33178: (CGMCALC02) *workspace object* appears as the dimension of more than one member list expression.

ORA-33180: (CGMCALC03) WEIGHTBY can only be specified for the AVERAGE aggregation method.

ORA-33182: (CGMCALC04) The base measure expression is not dimensioned by *workspace object*.

ORA-33184: (CGMCALC05) A valueset argument to MCALC must have one dimension and be a valueset of the same dimension.

ORA-33186: (CGMODSET01) The ACROSS option is not supported in model equations.

ORA-33188: (CGMODSET02) The left-hand side of an equation involves the *workspace object* dimension, whereas the '*number*' term on the right-hand side involves *workspace object*.

ORA-33190: (CGMODSET03) An internal error caused the model assignment code generator to be called, but no MODEL is currently being compiled.

ORA-33192: (CGTCVT00) TCONVERT requires an argument dimensioned by time.

ORA-33194: (CGTCVT01) The argument to TCONVERT cannot be dimensioned by more than a single time dimension.

ORA-33196: (CGTCVT03) Invalid conversion method for TCONVERT.

ORA-33198: (CGTCVT04) The two conversion methods requested of TCONVERT are incompatible.

ORA-33200: (CGTCVT05) You cannot convert by both DAY and PERIOD. You must use one or the other.

ORA-33202: (CGTCVT06) The breakout dimension *workspace object* is not a time dimension.

ORA-33204: (CGTCVT07) In converting data from time dimension *workspace object* to *workspace object* using TCONVERT, a conversion direction must be given.

ORA-33206: (CGTCVT08) It is not possible to convert data dimensioned by *workspace object* to be dimensioned by *workspace object*.

ORA-33208: (CGTDF00) You can only find the start or end of a time period.

ORA-33210: (CGTDF01) The argument of the BEGINDATE or ENDDATE function must be dimensioned by exactly one time dimension.

ORA-33213: (CINSERT06) The target position for MAINTAIN ADD or MAINTAIN MOVE cannot fall in the range of session-only values.

Cause: The user specified a BEFORE or AFTER clause specifying a position in the range of SESSION dimension values.

Action: Do not use a position clause, or specify a position before the first SESSION value.

ORA-33214: (CINSERT02) The *workspace object* dimension is too large.

Cause: The dimension has too many values.

Action: Deleted values can still take up space in the dimension and cause this error. Try removing the deleted values by exporting the dimension to EIF and reimporting it with the REPLACE DELETE option.

ORA-33215: (CINSERT07) You cannot add session-only values to the *workspace object* dimension.

Cause: The user tried to add a SESSION dimension value while a spreadsheet spreadsheet cursor was open.

Action: Try adding the SESSION value while the cursor is not active.

ORA-33216: (CINSERT03) The *workspace object* dimension does not have a value numbered *number*.

ORA-33217: (CINSERT20) Custom member values cannot be added to concat dimension *workspace object*, or to any of its bases, because it is not defined as UNIQUE.

Cause: Only UNIQUE concat dimensions can have custom member values.

Action: Use the CHGDFN command to change the concat dimension to UNIQUE and retry.

ORA-33218: (CINSERT04) %K is not a valid value for the *workspace object* dimension. Values for this dimension can have at most *number* significant digits after rounding to *number* decimal places.

Cause: The user attempted to insert a value that had too many digits into a NUMBER dimension. For instance, the user might have tried to insert the value 99999 (5 digits) into a dimension with data type NUMBER(4).

Action: Use a smaller number for the dimension value, or define a new dimension with a larger precision and replace the old dimension with the new one.

ORA-33219: (CINSERT05) %K cannot be added to *workspace object* because it is already a value of the dependent UNIQUE concat dimension *workspace object*, from leaf dimension *workspace object*.

Cause: A value cannot be added to a dimension if it conflicts with an existing value in a unique concat dimension containing this dimension.

Action: The concat(s) causing the conflict could be CHGDFNed to NOT UNIQUE, or either of the duplicate values could be renamed to make them UNIQUE.

ORA-33220: (CLOPEN01) The time dimension *workspace object* cannot be accessed because it consists of time periods not recognized in this release of *string*.

ORA-33222: (CLOPEN02) The dimension *workspace object* cannot be accessed because it was created by an incompatible version of *string*.

ORA-33223: (CMOVE03) You cannot move a session-only dimension value.

Cause: The user named a SESSION dimension value in the MAINTAIN MOVE command.

Action: Do not try to MAINTAIN MOVE session-only dimension values.

ORA-33224: (CMOVE02) The *workspace object* dimension does not have a value at position *number*.

ORA-33226: (COLDEL01) The starting column must be between 1 and the maximum width of a text value (*number*). You cannot start removing at column *number*.

ORA-33228: (COLDEL02) The columns to be removed must be between 1 and the maximum width of a text value (*number*). You cannot remove column *number*.

ORA-33230: (COLDEL03) The number of columns to be removed must be greater than zero. You cannot remove *number* columns.

ORA-33232: (COLEXTR01) The starting column must be between 1 and the maximum width of a text value (*number*). *number* is out of range.

ORA-33234: (COLEXTR02) The columns to be extracted must be between 1 and the maximum width of a text value (*number*). You cannot extract column *number*.

ORA-33236: (COLEXTR03) The number of columns to be extracted must be greater than or equal to zero. You cannot extract *number* columns.

ORA-33238: (COLINS01) The starting column must be between 0 and the maximum width of a text value (*number*). You cannot start inserting at column *number*.

ORA-33240: (COLREP01) The starting column must be between 1 and the maximum width of a text value (*number*). You cannot start replacing at column *number*.

ORA-33242: (COMPOSITE01) *workspace object* is a dimension composite and does not have position numbers that can be used in this context.

ORA-33243: (XSDPART51) *workspace object* is a PARTITION TEMPLATE and does not have position numbers that can be used in this context.

ORA-33244: (CRENAME01) The *workspace object* dimension does not have a value at position *number*.

ORA-33246: (CRENAME02) The *workspace object* dimension does not have identifiers that can be renamed.

ORA-33247: (CRENAME03) %K is already a value of the dependent UNIQUE concat dimension *workspace object*, from leaf dimension *workspace object*.
Cause: A value cannot be renamed in a dimension if the new value conflicts with an existing value in a unique concat dimension containing this dimension.

Action: The concat(s) causing the conflict could be CHGDFNed to NOT UNIQUE, or either of the duplicate values could be changed to make them UNIQUE.

ORA-33248: (CTDDEL04) Deletions from time dimension *workspace object* must occur at either end. *number* values were not deleted.

ORA-33250: (CTDINSRT00) You attempted to add a value that was outside the allowable range of dates for time dimension *workspace object*.

ORA-33252: (CTXENG00) The CONTEXT name cannot be NA.

ORA-33254: (CTXENG01) CONTEXT '*number*' already exists.

ORA-33256: (CTXENG02) CONTEXT '*number*' does not exist.

ORA-33258: (CTXENG03) *workspace object* has not been saved in CONTEXT '*number*'.

ORA-33260: (DIMSHOW01) Partition *number* does not exist.

Cause: The DIMSHOW command specified a nonexistent partition.

Action: Specify the name of an existing partition, or remove the PARTITION qualification from the DIMSHOW command.

ORA-33261: (DIMSHOW02) A partition name may be specified only for a partitioned variable.

Cause: A PARTITION qualification was provided for an object other than a partitioned variable.

Action: Remove the PARTITION qualification.

ORA-33262: (DBERR01) Analytic workspace *string* does not exist.

Cause: The analytic workspace requested does not seem to be in the current database

Action: Check that you are in the correct schema and have access to the requested AW.

ORA-33263: Could not create analytic workspace *string*

Cause: A serious error was encountered while trying to set up the tables for the named analytic workspace. Possible causes for this error include: - A tablespace that cannot be written to. - Corrupt metadata about which analytic workspace exist. - Table names that the code cannot use. - There are remains of a partially removed analytic workspace.

Action: There should be another error on the error stack. Consult this error to determine what is causing the problem and remove that table.

ORA-33264: (DBERR02) Analytic workspace *string* cannot be accessed because it has been damaged or belongs to an incompatible version of *string*.

ORA-33265: (DBERRBSZ) Analytic workspace *string* cannot be opened. Tablespace blocksize *number* does not match database cache size *number*.

Cause: The blocksize of the containing tablespace didn't match database cache size.

Action: Change either size to make them consistent, or set `olap_page_pool_size` to 0 to allow automatic OLAP pool management when compatibility is greater than 10.2.

ORA-33266: (DBERR03) Analytic workspace *string* cannot be accessed because it was last modified by an incompatible version of *string*.

ORA-33267: (DBERRRLS) Analytic workspace *string* cannot be accessed because it has fine-grained access control applied to it

Cause: An attempt was made to access the specified analytic workspace's LOB table. The OLAP option detected the table had fine-grained security applied to it. The OLAP option requires full access to this table to operate correctly.

Action: Remove the fine-grained access control.

ORA-33268: (DBERRTHW) Analytic workspace *string* cannot be attached with the THAW option because it was frozen with the NOTHAW option

Cause: An attempt to attach the AW using the thaw option was made; the AW was frozen using the NOTHAW option.

Action: Either attempt the command again without the THAW option.

ORA-33269: while operating on '*string*'

Cause: Error is raised to inform user what object was being worked on when an error occurred during the creation of an AW. It should always be signaled with 33263

Action: See error#33263

ORA-33270: (DBERR05) Analytic workspace *string* already exists.

Cause: The AW CREATE command was passed the name of an analytic workspace that already exists

Action: Specify a different name.

ORA-33271: simulated paging error

Cause: This is an internal error that should never be seen

Action: Contact Oracle technical support

ORA-33272: (DBERR06) Analytic workspace *string* cannot be opened.

ORA-33273: (XSCHKRLS01) Analytic workspace *string* has open cursors and cannot be detached.

Cause: A session attempted to detach an analytic workspace while there are cursors open against it.

Action: Close the open cursor before attempting to close the analytic workspace.

ORA-33274: (DBERR07) Timed out while trying to lock analytic workspace *string* for *string*.

Cause: A lock operation that was supposed to happen very quickly was taking too long. It can be due to another session being stopped while holding that lock, another session crashing while holding that lock, or an internal error.

Action: If another session is stopped, resume that session to let it release the lock. If another session has crashed, wait for a few minutes while PMON or SMON process is recovering that lock. Contact Oracle OLAP Support if none of the situations above apply.

ORA-33275: Autonomous transaction query of an UPDATED analytic workspace is not supported

Cause: The user made attempt to reference an analytic workspace that has uncommitted updates within an autonomous query.

Action: Either COMMIT or ROLLBACK your uncommitted changes, or don't use an autonomous transaction.

ORA-33276: (DBERR08) Another user has analytic workspace *string* attached.

ORA-33277: Could not upgrade analytic workspace *string.string*

Cause: A serious error was encountered while trying to alter the tables for the named analytic workspace. Possible causes for this error include: - A tablespace that cannot be written to. - Corrupt metadata about which analytic workspace exist. - Table names that the code cannot use. - There are remains of a partially removed analytic workspace.

Action: There should be another error on the error stack. Consult this error to determine what is causing the problem and remove that table.

ORA-33278: (DBERR09) Analytic workspace *string* cannot be attached in RW or EXCLUSIVE mode until the changes made and updated in MULTI mode are committed or rolled back.

Cause: There are still changes to this analytic workspace that were updated and not committed when the workspace was attached in MULTI mode.

Action: Either try attaching the workspace in RO or MULTI mode or commit or roll back the transaction before trying to attach the workspace in RW or EXCLUSIVE mode.

ORA-33279: (DBERRDDP) Analytic workspace *string* cannot be accessed because the AWLOB column has deduplication enabled.

Cause: An attempt was made to access the specific LOB table of the analytic workspace. The OLAP option detected that the LOB column has deduplication enabled. The OLAP option does not support LOB deduplication.

Action: Alter the table to disable LOB deduplication.

ORA-33280: (DBERR10) Analytic workspace *string* cannot be attached in MULTI mode until the changes made and updated in RW or EXCLUSIVE mode are committed or rolled back.

Cause: There are still changes to this analytic workspace that were updated and not committed when the workspace was attached in RW or EXCLUSIVE mode.

Action: Either try attaching the workspace in RO, RW, or EXCLUSIVE mode or commit or roll back the transaction before trying to attach the workspace in MULTI mode.

ORA-33282: (DBERR11) Cannot wait for analytic workspace *string* to become available since doing so would cause a deadlock.

Cause: Trying to wait for the workspace to become available caused a deadlock.

Action: Release an analytic workspace that some other user might be waiting for before proceeding to attach this analytic workspace in this mode.

ORA-33284: (DBERR12) Analytic workspace *string* cannot be opened in MULTI mode before converting it by the latest version of *string*.

Cause: The AW is stored in 9i format.

Action: Convert the AW to a later format

ORA-33286: (DBERR14) The specified access mode for analytic workspace *string* is invalid.

ORA-33288: (DBERR15) Another user has incompatible access to analytic workspace *string*, and the wait timeout has expired.

Cause: An attempt to access an analytic workspace conflicted with another user's access, and the timeout specified has elapsed.

Action: Wait until the conflicting user is done.

ORA-33290: (DBERR17) Analytic workspace *string* cannot be attached in the mode you requested because another user has it attached in an incompatible mode.

Cause: An attempt to access an analytic workspace conflicted with another user's access, and no timeout was specified

Action: Wait until the conflicting user is done.

ORA-33291: (DBERRSYNC) Analytic workspace *string* cannot be attached RW until a RESYNC command has brought it up to the current generation.

Cause: Another session has updated the analytic workspace since it was attached in the current session.

Action: Execute a RESYNC AW command to bring the analytic workspace up to the most recent version.

ORA-33292: (DBERR18) Insufficient permissions to access analytic workspace *string* using the specified access mode.

Cause: You do not have sufficient permissions to access this analytic workspace in the desired mode.

Action: Ask the owner of the schema or OLAP DBA to grant you sufficient permissions to access the {SCHEMA}.AW\${AWNAME} table (for example, SCOTT.AW\$FOO table).

ORA-33293: Please use the OLAP command AW TRUNCATE to truncate this table.

Cause: This table is part of an analytic workspace, and the OLAP option needs to control the truncation of the table.

Action: use the OLAP option to truncate the table.

ORA-33294: (DBERR19) Analytic workspace *string* cannot be created, deleted, or renamed while flashback mode is in effect.

ORA-33295: (DBERR20) An attached analytic workspace is blocking this command.

Cause: A table cannot be dropped because an analytic workspace based on this table is being attached.

Action: Look up the session in question in GV\$AW_OLAP and kill it.

ORA-33296: (DBERR21) Analytic workspace *string* can only be attached RO while tablespace *string* is READONLY.

Cause: The underlying tablespace of the analytic workspace is in READONLY status.

Action: Attach the analytic workspace in RO mode or alter the tablespace.

ORA-33297: (DBERR22) Analytic workspace *string* cannot be opened because it was last modified by an incompatible version of *string*.

Cause: The user attempted to attach an old OLAP Services analytic workspace that cannot be converted by this version of OLAP Services.

Action: Either create a new analytic workspace or try using a version of OLAP Services compatible with the one that created this analytic workspace.

ORA-33298: (AWUPG01) Analytic workspace *string* is already in the newest format allowed by the current compatibility setting

Cause: User ran the DBMS_AW.CONVERT procedure on an analytic workspace that was created in or previously upgraded to the current compatibility mode.

Action: If upgrading the analytic workspace is necessary, upgrade the database instance and then re-run DBMS_AW.CONVERT. If the new features offered by upgrading the analytic workspace are not required, then no action is needed.

ORA-33299: Please use DBMS_AW.AW_RENAME to rename this table.

Cause: This table is part of an analytic workspace, and the OLAP option needs to control the rename of the table.

Action: use the OLAP option to rename the table.

ORA-33300: (DBERRPLAT) Analytic workspace *string* encountered an error that may indicate that it was created on a different platform.

Cause: An attempt to transport an analytic workspace from a different platform failed.

Action: Transport the analytic workspace using a supported method, either by using export/import or by rebuilding it using an XML template.

ORA-33302: (DBVALID01) SEVERE ERROR: Record *number* multiply used.

Cause: The AW VALIDATE command has detected an error in the structure of the analytic workspace. This error will result in the corruption of one or more objects

Action: Export what you can of the analytic workspace.

ORA-33304: (DBVALID02) Note: Record *number* was allocated but not used. This can result in wasted space.

Cause: This is a benign message. The AW VALIDATE command found an analytic workspace has some inaccessible space.

Action: Either nothing, or export and recreate the analytic workspace

ORA-33305: (DBVALID06) Note: Record *number* was allocated but not used. This can result in wasted space. (PS *number*)

Cause: This is a benign message. The AW VALIDATE command found an analytic workspace has some inaccessible space.

Action: Either nothing, or export and recreate the analytic workspace

ORA-33306: (DBVALID03) The AW VALIDATE command cannot be used with read-only analytic workspace *string*.

Cause: The AW VALIDATE command does not support read-only access.

Action: Attach the analytic workspace read/write and try again.

ORA-33308: (DBVALID04) SEVERE ERROR: Record *number* used but not allocated

Cause: The AW VALIDATE command has detected a problem that will result in corruption of the analytic workspace. There is no corruption yet.

Action: Export and recreate the analytic workspace.

ORA-33309: (DBVALID05) SEVERE ERROR: Record *number* used but not allocated (PS *number*)

Cause: The AW VALIDATE command has detected a problem that will result in corruption of the analytic workspace. There is no corruption yet.

Action: Export and recreate the analytic workspace.

ORA-33310: (DECIMAL) The number of decimal places must be between *number* and *number*, or *number*. It cannot be *number*.

ORA-33312: (DELDENT01) *workspace object* cannot be deleted while there are objects dimensioned by it, or formulas, programs, valuesets, or relations that use it.

ORA-33313: (DELDENT05) *workspace object* cannot be deleted because it is the target of an external partition of a partitioned variable.

Cause: User attempted to delete a variable, but some partitioned variable was defined to use that variable as the target of one of its external partitions.

Action: DELETE the partitioned variable or CHGDFN DROP PARTITION the the external partition from the partitioned variable, then delete the target variable.

ORA-33314: (DELDENT02) *workspace object* cannot be deleted while it is executing.

ORA-33315: (XSDELDENTANON) You cannot delete *workspace object* while looping over unnamed composite *workspace object*.

Cause: While looping over the named anonymous composite, an attempt was made to delete an object which is dimensioned by it.

Action: Delete the object outside of a loop over the dimension.

ORA-33316: (DELDENT03) You cannot delete *workspace object* because you do not have PERMIT permission for it or it is readonly.

ORA-33318: (DELIDENT04) The variable *workspace object* cannot be deleted while its NA trigger is executing.

ORA-33320: (DNAMELEN00) The object name *string* has more than *number* characters.

ORA-33324: (DOSCMD01) The current directory is *string*.

ORA-33325: (DOSCMD02) Current directory alias is not set.

ORA-33332: (DSSEXIST01) Use the AW command to establish a current analytic workspace. Then start your current activity again.

Cause: There is no currently active analytic workspace. The command that generated the error requires an active analytic workspace to operate on.

Action: Execute an AW ATTACH or AW CREATE command to establish an active workspace.

ORA-33334: (DSSEXIST04) Analytic workspace *string* is not attached.

Cause: The specified analytic workspace is currently not attached to the session, or the name is misspelled.

Action: Attach the analytic workspace with the AW ATTACH command, or correct the spelling of the name .

ORA-33336: (DSSEXIST04A) Analytic workspace *string* is not attached.

Cause: The specified analytic workspace is currently not attached to the session, or the name is misspelled.

Action: Attach the analytic workspace with the AW ATTACH command, or correct the spelling of the name .

ORA-33338: (DSSEXIST05) You cannot specify the EXPTEMP analytic workspace.

Cause: The command requires a non-temporary analytic workspace to operate on.

Action: Specify an analytic workspace other than EXPTEMP.

ORA-33339: You cannot detach analytic workspace *string*. It is in use by an API branch.

Cause: The OLAP API is in a branch, and you are not allowed to detach the AW while the branch is active.

Action: End the branch before detaching the AW.

ORA-33340: (DTINFRMT00) A format cannot be an empty string.

ORA-33342: (DTINFRMT01) '*number*' is not a valid format for a *string* value because it has a single angle bracket > that is not part of a field specification.

ORA-33344: (DTINFRMT02) '*number*' is not a valid format for a *string* value because an angle bracket < cannot be the last character.

ORA-33346: (DTINFRMT03) '*number*' is not a valid format for a *string* value because '*string*' is an unrecognized specification.

ORA-33348: (DTINFRMT04) *number* is not a valid format because the B specifier cannot be used with a date.

ORA-33350: (DTINFRMT05) '*number*' is not a valid format because the '*string*' specification cannot be used with a date.

ORA-33352: (DTINFRMT06) '*number*' is not a valid format for a *string* value because the B specifier cannot be used with a period field.

ORA-33354: (DTINFRMT07) '*number*' is not a valid format because the *NAME* specification can only be used once.

ORA-33356: (DTINFRMT08) '*number*' is not a valid VNF format because it contains an ordinal specification.

ORA-33358: (DTINFRMT09) '*number*' is an ambiguous VNF format. The '*string*' specification must be followed by a space or separation character.

ORA-33360: (DTINFRMT10) '*number*' is not a valid VNF format because at least two of the specifications are of the same type.

ORA-33362: (DTINFRMT11) '*number*' is not a valid VNF format because it does not contain enough fields to match one of the defined VNF templates.

ORA-33364: (DTINFRMT12) '*number*' is not a valid VNF format because it contains more information than is allowed.

ORA-33366: (DTINFRMT13) '*number*' is not a valid format for a *string* value because the '*string*' specification has no closing angle bracket >.

ORA-33368: (DTINFRMT14) '*number*' is not a valid format for a *string* value because it contains more than one line of text.

ORA-33370: (DTTOVC01) Unable to print dates longer than *number* characters.

ORA-33372: (DUPCLCHK01) *workspace object* appears more than once in the dimension list.

ORA-33374: (DUPCLCHK02) *workspace object* appears more than once in the dimension list. (It is also a base dimension of *workspace object*.)

ORA-33376: (DUPCLCHK03) *workspace object* and *workspace object* cannot both appear in a dimension list because they share at least one base dimension (*workspace object*).

ORA-33381: (EIFEXPRT20) You cannot EXCLUDE bases from *workspace object*, because it is not a concat dimension.

ORA-33382: (EIFEXPRT01) You cannot export two objects with the same name (*string*).

ORA-33383: (EIFEXPRT21) You cannot EXCLUDE *workspace object* because it is not a base of *workspace object*.

ORA-33384: (EIFEXPRT02) You cannot rename a dimension (*workspace object*) when you export it.

ORA-33385: (EIFEXPRT22) You cannot EXCLUDE *workspace object*, because it is not a dimension.

ORA-33386: (EIFEXPRT03) The expression beginning with *string* has no data type.

ORA-33387: (EIFEXPRT23) EXCLUDE or EXCLUDING can only be used following the name of a concat dimension.

ORA-33388: (EIFEXPRT04) The expression beginning with *string* has too many dimensions.

ORA-33389: (EIFEXPRT24) Concat dimension *workspace object* has *number* bases. You cannot EXCLUDE more than *number* of them.

ORA-33390: (EIFEXPRT05) There are no objects to export.

ORA-33391: (EIFEXPRT25) concat dimension *workspace object* has only 1 base, which cannot be EXCLUDED.

ORA-33392: (EIFEXPRT07) SCATTER name *workspace object* must be a text variable of one dimension shared with the expression.

ORA-33393: (EIFIMPRT01) Object *string* exists in both the EIF file and the current analytic workspace.

Cause: An object with the given name was found in both the EIF file and the current analytic workspace.

Action: Rename the object in the analytic workspace that is causing the name conflict. If the object named in the error message belongs to a cube or a cube dimension, rename that cube or cube dimension.

ORA-33394: (EIFEXPRT08) SCATTER type *workspace object* must be a text variable with the same dimension as the name.

ORA-33396: (EIFEXPRT09) The SCATTER expression must have at least two dimensions and be numeric if TYPE is given.

ORA-33398: (EIFEXPRT10) The SCATTER type value must be INTEGER, SHORTINTEGER, SHORT, or DECIMAL, not *number*.

ORA-33400: (EIFEXPRT11) The scatter name value *number* is not a valid EIF object name.

ORA-33402: (EIFEXPRT12) You cannot export an unnamed dimension composite by itself, but only with an object dimensioned by it.

ORA-33404: (EIFEXPRT13) The format for exporting an expression is:\n EXPORT expression AS name

ORA-33406: (EIFEXPRT14) *workspace object* is not a legal name for an EIF file object.

ORA-33408: (EIFEXPRT15) You cannot use the SCATTER AS syntax because EIFVERSION is set to *number*, and that version cannot import scattered objects.

ORA-33409: (EIFEXPRT16) Cannot use the FULLMAPID or RELATIVEMAPID syntax because NOAPI has been specified.

Cause: An attempt was made to specify FULLMAPID or RELATIVEMAPID syntax with the NOAPI option.

Action: Either specify the API option instead of NOAPI, or remove the FULLMAPID or RELATIVEMAPID option.

ORA-33413: (EIFMAKEF01) You cannot export compressed composite *workspace object* because one of its bases has limited status or a PERMIT READ restriction.

Cause: Export of a compressed composite to an EIF file or lob failed because one or more of the bases had some values that were not in the current status. This can be caused either by a LIMIT command or a PERMIT READ restriction on the dimension.

Action: Either set the base dimensions' statuses to ALL and remove their PERMIT READ programs, or export using the NOAGGR keyword.

ORA-33416: (EIFPATHLIST) You tried to set EIFEXTENSIONPATH to one or more illegal path names.

ORA-33420: (EIFMAKEF03) The EXPORT command has terminated because of insufficient disk space. One or more files could not be created.

ORA-33422: (EIFMAKEF04) Due to insufficient disk space, the extension count of the EIF files(s) could not be recorded. To avoid any potential errors when the file is imported, DO NOT move, delete, or rename any of the EIF extension files. These are files of the form *string.string*, where %3p is the extension number. There are *number* such files.

ORA-33424: (EIFMAKEF05) *workspace object* cannot be exported because EIFVERSION is set to *number*, and objects cannot have more than 6 dimensions in that version.

ORA-33425: (EIFMAKEF15) CAUTION: Exporting NTEXT objects using *string* for the EIF file character set can cause loss of data. To preserve all NTEXT data, export using the UTF8 character set for the EIF file.

Cause: The user exported an object with data type NTEXT, but the EIF file that will result from the EXPORT command is not written in Unicode. Because no non-Unicode file can represent all possible Unicode data, it is possible that some data will be lost when converting from the Unicode NTEXT object to the EIF file. The EIF file will be written in the character set indicated by the "nls_charset" argument of the EXPORT command, or, if no such argument is present, in the database character set.

Action: If the user is certain that the contents of the NTEXT object can be represented in the specified character set, then no action is necessary. Otherwise, the user can add "nls_charset 'UTF8'" to the EXPORT command string. This will result in the EIF file being written in UTF8 Unicode, which can represent all the data contained in NTEXT objects.

ORA-33426: (EIFMAKEF06) The expression named *string* cannot be exported because EIFVERSION is set to *number*, and objects cannot have more than 6 dimensions in that version.

ORA-33427: (EIFMAKEF16) CAUTION: NTEXT object *workspace object* will be exported with type TEXT.

Cause: User attempted to export an object whose data type is NTEXT, but the EIFVERSION option indicates a version of Express / Oracle OLAP that does not support the NTEXT data type. The object will be exported as a TEXT object instead.

Action: No action needed.

ORA-33428: (EIFMAKEF07) One or more SCATTER AS expressions cannot be exported because EIFVERSION is set to *number*, and objects cannot have more than 6 dimensions in that version.

ORA-33429: (EIFMAKEF17) CAUTION: NTEXT expression will be exported with type TEXT.

Cause: User attempted to export an expression whose data type is NTEXT, but but the EIFVERSION option indicates a version of Express / Oracle OLAP that does not support the NTEXT data type. The expression will be exported as a TEXT object instead.

Action: No action needed.

ORA-33430: (EIFMAKEF08) *workspace object* cannot be exported because EIFVERSION is set to *number*, and that version does not use *string* objects.

ORA-33432: (EIFMAKEF09) You cannot use the name *string*, because EIFVERSION is set to *number*. That version does not allow object names longer than *number* bytes.

Cause: The object name was too long for the analytic workspace format represented by the current setting of the EIFVERSION option.

Action: Change the value of the EIFVERSION option, or remove the object from the list of objects to be exported.

ORA-33433: (EIFMAKEF09A) You cannot use the name *string*, because EIFVERSION is set to *number*. That version does not allow object names longer than *number* characters.

Cause: The object name was too long for the analytic workspace format represented by the current setting of the EIFVERSION option.

Action: Change the value of the EIFVERSION option, or remove the object from the list of objects to be exported.

ORA-33434: (EIFMAKEF10) You cannot export the AGGMAP object *workspace object* from this version of *string* to version 6.3. The internal format of an AGGMAP has changed too much.

ORA-33436: (EIFMAKEF11) You cannot write an EIF file using the *string* character set, because EIFVERSION is set to *number*. That version does not support that character set.

ORA-33438: (EIFSPARS00) *number* values of *workspace object* will be exported as NA, because they are not in the current status of its base dimensions.

ORA-33440: (EQUPDATE01) The expression for formula *workspace object* contains invalid syntax.

ORA-33442: (ESDREAD01) Discarding compiled code for *workspace object* because there is no NAME dimension.

ORA-33443: (ESDREAD14) Discarding compiled code for *workspace object* because analytic workspace *string* is not attached.

Cause: A program used an analytic workspace name in a qualified object name. The named analytic workspace is not attached at program run time.

Action: No action necessary. The program will be automatically recompiled. It is likely that the recompile will fail with an appropriate exception code, in which case the signaled condition should be corrected and the program re-run.

ORA-33444: (ESDREAD02) Discarding compiled code for *workspace object* because *number* could not be found.

ORA-33445: (ESDREAD15) Discarding compiled code for *workspace object* because *workspace object* and *workspace object*, which were not partition-dependent when the code was compiled, are now partition-dependent.

Cause: Two variables are "partition-dependent" if they share any external partition target variables, or if one is the target of an external partition of the other. If object names referred to non-partition-dependent variables at compile time but refer to partition-dependent variables in the run-time context, the OLAP DML program, formula, or model will be automatically recompiled.

Action: None needed.

ORA-33446: (ESDREAD03) Discarding compiled code for *workspace object* because *number* is now a *string*. It was another kind of object when the code was compiled.

ORA-33447: (ESDREAD16) Discarding compiled code for *workspace object* because *workspace object* and *workspace object*, which were partition-dependent when the code was compiled, are now not partition-dependent.

Cause: Two variables are "partition-dependent" if they share any external partition target variables, or if one is the target of an external partition of the other. If object names referred to partition-dependent variables at compile time but refer to non-partition-dependent variables in the run-time context, the OLAP DML program, formula, or model will be automatically recompiled.

Action: None needed.

ORA-33448: (ESDREAD04) Discarding compiled code for *workspace object* because *number* now has *string* data, whereas it had *string* data when the code was compiled.

Cause: The datatype of the specified variable has changed.

Action: None needed.

ORA-33449: (ESDREAD17) Discarding compiled code for *workspace object* because the partition method or partition dimension of *number* has changed since it was compiled.

Cause: The partitioning method (LIST, RANGE, or CONCAT) or the partition dimension of the partition template is sufficiently different from what it was when the code was compiled that the code must be recompiled.

Action: None needed.

ORA-33450: (ESDREAD05) Discarding compiled code for *workspace object* because *number* now has more or fewer dimensions than it had when the code was compiled.

Cause: The dimensionality of the specified object has changed.

Action: None needed.

ORA-33452: (ESDREAD06) Discarding compiled code for *workspace object* because *number* is now dimensioned by *workspace object*. It was dimensioned by *workspace object* when the code was compiled.

Cause: The dimensionality of the specified object has changed.

Action: None needed.

ORA-33454: (ESDREAD07) Discarding compiled code for *workspace object* because *number* is now *string workspace object*, whereas it was *string workspace object* when the code was compiled.

Cause: The specified object has changed.

Action: None needed.

ORA-33456: (ESDREAD08) Discarding compiled code for *workspace object* because *number* is a(n) *string*, which *string* did not expect to find in a compiled program.

Cause: The type of the specified object has changed.

Action: None needed.

ORA-33458: (ESDREAD09) Discarding compiled code for *workspace object* because *number* is now type *string*, whereas it was type *string* when the code was compiled.

Cause: The type of the specified object has changed.

Action: None needed.

ORA-33460: (ESDREAD10) Discarding compiled code for *workspace object* because object *workspace object* is not in analytic workspace *string*.

Cause: The specified object is not in the same analytic workspace it was in when the compiled object was compiled.

Action: None needed.

ORA-33462: (ESDREAD10A) Discarding compiled code for *workspace object* because object *number* is not in analytic workspace *string*.

Cause: The specified object was not in the same analytic workspace it was when the compiled object was compiled

Action: None needed.

ORA-33464: (ESDREAD11) Discarding compiled code for *workspace object* because two external objects that were different at compile time are now the same object (*workspace object*).

ORA-33466: (ESDREAD12) Discarding compiled code for *workspace object* because model dimension *number* is not in the same analytic workspace as solution variable *number*.

ORA-33468: (ESDREAD13) Discarding compiled code for *workspace object* because *number* is no longer a surrogate of dimension *workspace object*.

Cause: When the compiled code was saved, the specified object was a surrogate of a certain dimension. Now the specified object is a surrogate of a different dimension.

Action: No action needed; program automatically recompiles.

ORA-33472: (EXPCHECK1) The *workspace object* formula cannot be edited or compiled while it is executing.

ORA-33474: (EXPCOMP01) The calculation expression in formula *workspace object* contains a format error.

ORA-33475: (EXPCOMP02) Invalid expression.

ORA-33476: (EXPORT00) Target file (*string*) already exists. No data is being exported.

ORA-33478: (FCFINI02) Too many NA values exist in the input data; *string* cannot fill them all.

ORA-33480: (FCFINI04) An error occurred while filling in the NA values in the input data.

ORA-33482: (FCFINI05) Calculation of starting values and handling of NA values in the input data require at least two cycles of input data.

ORA-33484: (FCFINI06) An error occurred while calculating starting values for the smooth, trend, and seasonal series.

ORA-33486: (FCFINI07) *string* cannot calculate starting values from this input data.

ORA-33488: (FCFINI08) The forecast input has resulted in a divide-by-zero error in the calculation of the smoothed data series.

ORA-33490: (FCFINI09) The forecast input has resulted in a divide-by-zero error in the calculation of the seasonal index series.

ORA-33492: (FCINFO00) There is no saved forecast calculation for the INFO function to retrieve.

ORA-33494: (FCREATE01) File *string* is already open on file unit number *number*.

ORA-33508: (FILEREAD01) Fileunit *number* is invalid. FILEREAD and FILEVIEW can only access input files opened with the FILEOPEN function.

ORA-33510: (FILEREAD04) Unexpected EOF encountered in string while importing data.

ORA-33512: (FILESET01A) The value of the PAGESIZE option must be greater than the combined values of TMARGIN and BMARGIN.

ORA-33514: (FILESET02) The value of the TABEXPAND option must be between 0 and 100 inclusive. You specified *number*.

ORA-33516: (FILESET04) You can set the *string* attribute only if the fileunit is used exclusively for output.

ORA-33520: (FINENG01) The number of periods specified in the *string* function must be greater than 0 and less than or equal to *number*.

ORA-33522: (FINENG02) The second argument of the *string* function cannot be NA while the corresponding first argument is not NA.

ORA-33524: (FINENG03) Both the first and second arguments of the *string* function must be nonnegative.

ORA-33526: (FINENG04) An asset value cannot be NA when the corresponding salvage value is not NA.

ORA-33528: (FINENG05) The asset value must be greater than the salvage value.

ORA-33530: (FINENG06) The first period depreciation strategy argument of the *string* function cannot be NA.

ORA-33532: (FINENG07) The first period depreciation strategy argument of the *string* function must evaluate to the word FULL or HALF.

ORA-33534: (FINENG08) The rate argument of payment or interest function cannot be NA while the corresponding principal argument is not NA.

ORA-33536: (FINENG09) Both the principal and rate arguments of the payment and interest functions must be nonnegative.

ORA-33538: (FINENG10) An internal error (*number*) has occurred while evaluating an interest or payment function.

ORA-33540: (FINENG11) The decline-factor argument must be greater than 0.

ORA-33542: (FISOPEN01) A file identifier cannot exceed *number* characters.

ORA-33546: (FNAMEQRY01) You must specify a file unit number for the *string* option of FILEQUERY.

ORA-33554: (FORCHECK01) While looping over *workspace object*, you cannot change its status or contents.

ORA-33555: (FORCHECK03) While looping over alias dimension *workspace object*, you cannot change the contents of its base *workspace object*.

ORA-33556: (FORCHECK51) While looping over concat dimension *workspace object*, you cannot change the contents of its leaves.

ORA-33557: (MAINTCHK01) You cannot *string* values of dimension *workspace object* during a loop over it.

Cause: User tried to insert or delete a value of the specified dimension while some loop over that dimension was active. The loop could be an explicit FOR or ACROSS loop, or a natural expression evaluation or OLAP_TABLE loop. Also, it could be a loop over the dimension itself or over a derived dimension (like a composite or partition template) or dimension alias that includes it. The insert or delete could be explicitly caused by the MAINTAIN command. It is also possible that the user attempted to assign a value to a variable or partition dimensioned by a composite during a loop over that composite using a qualified data reference (QDR), and that the exception was generated by the engine's attempt to insert a new position in the composite to hold the new value.

Action: Move the dimension maintenance or QDR-based variable assignment outside the dimension loop.

ORA-33558: (LOCKCHECK01) The status or contents of the *workspace object* dimension cannot be changed while the LOCK_LANGUAGE_DIMS option is set to *value*.

Cause: A LIMIT or MAINTAIN was attempted on the named language dimension while the boolean option LOCK_LANGUAGE_DIMS was set to YES.

Action: SET LOCK_LANGUAGE_DIMS to NO and retry the MAINTAIN or LIMIT.

ORA-33560: (FORECAST00) The time dimension (*workspace object*) has no values in status. The forecast cannot be calculated.

ORA-33562: (FORECAST01) The forecast LENGTH must be a non-NA value that is greater than or equal to zero.

ORA-33564: (FORECAST02) Sum of forecast LENGTH and number of time dimension values in status equals *number*. The maximum is *number*.

ORA-33566: (FORECAST03) The values of ALPHA, BETA, and GAMMA must be greater than zero and less than or equal to one.

ORA-33568: (FORECAST04) The forecast PERIODICITY must be greater than or equal to 2.

ORA-33570: (FORECAST05) The forecast PERIODICITY must be less than or equal to the number of historical observations in the input data.

ORA-33572: (FORECAST07) In a forecast calculation, the time dimension (*number*) must have consecutive values in status.

ORA-33574: (FORECAST09) The forecast length extends beyond the end of the time dimension (*number*). Only *number* values will be calculated.

ORA-33576: (FORECAST10) The number of non-NA observations must be greater than 1 to calculate a TREND forecast.

ORA-33578: (FORECAST11) The number of positive observations must be greater than 1 to calculate an EXPONENTIAL forecast.

ORA-33580: (FORECAST12) The number of historical periods (*number*) exceeds the number of values in the current status of *workspace object (number)*.

ORA-33582: (FORECAST13) The number of historical periods must be a non-NA value greater than zero.

ORA-33584: (FORECAST100) Forecasting Analysis

ORA-33586: (FORECAST101) Variable to Forecast:

ORA-33588: (FORECAST102) Forecast Dimension:

ORA-33590: (FORECAST103) Forecast Method:

ORA-33592: (FORECAST104) Mean Absolute Percent Error:

ORA-33594: (FORECAST105) Forecast Equation:

ORA-33596: (FORECAST106) No forecast values can be shown since no FCNAME variable was specified to hold the results of the forecast.

ORA-33598: (FORECAST107) Actual Value

ORA-33600: (FORECAST108) Fitted Value

ORA-33602: (FORECAST109) Alpha:

ORA-33604: (FORECAST110) Beta:

ORA-33606: (FORECAST111) Gamma:

ORA-33608: (FORECAST112) Periodicity:

ORA-33610: (FORSTEP01) Program control transferred into a FOR loop from outside the loop. This transfer is not allowed.

ORA-33612: (FPUTENG01) The file unit operand of the FILEPUT command does not have a value.

ORA-33614: (FPUTENG02) File *string* was opened for input only.

ORA-33616: (FPUTENG04) The FROM file unit operand of the FILEPUT command does not have a value.

ORA-33618: (FPUTENG05) There is not sufficient room on the page to write data. Check your PAGESIZE, TMARGIN, BMARGIN and header values.

ORA-33620: (FRACRPOS01) *string* is not a valid field option for a record in *string* format.

ORA-33622: (FRAPPEND01) You cannot specify a position when appending to an INTEGER dimension.

ORA-33624: (FRASSIGN01) *workspace object* is a WORKSHEET. You cannot use the Data Reader to assign values to it.

ORA-33625: (FRASSIGN02) You cannot use the APPEND keyword with concat dimension *workspace object*.

Cause: User used the APPEND keyword on a CONCAT target in a FILEREAD, SQL FETCH or SQL SELECT command.

Action: APPENDING a value to one of the CONCATs leaves automatically appends to the CONCAT.

ORA-33626: (FRATPUSH01) *string* is not a valid field option for a record in *string* format.

ORA-33628: (FRATPUSH02) Dimension maintenance attributes can only be specified on the left side of the equal sign.

ORA-33630: (FRCBCHEK01) Invalid file unit *number*. Files read by FILEREAD or FILEVIEW must be input files opened via the FILEOPEN function.

ORA-33632: (FRCBCHEK02) No current record is available for file unit *number*.

ORA-33634: (FRCBSET01) *string* is not a valid value for the ORIGIN option of FILESET. Valid values are: *string*.

ORA-33636: (FRERROR01) *number* is not a valid value for *string*. Values for this attribute cannot be less than 1.

ORA-33638: (FRERROR02) *number* is not a valid value for SPACE because it results in a *string* value of *number*.

ORA-33640: (FRERROR03) There is no field of width *number* at column *number*. The current record is only *number* bytes long.

ORA-33642: (FRERROR04) *number* is not a valid width for *string string* data.

ORA-33644: (FRERROR05) NA is not a valid width for *string string* data. There is no default width for this data type.

ORA-33646: (FRERROR06) The string '*string*' is not a valid *string* value.

ORA-33648: (FRERROR07) The current packed field contains the invalid hexadecimal digit "*character*".

ORA-33650: (FRERROR08) The current packed field contains the invalid sign digit "*character*".

ORA-33652: (FRERROR09) *value* is not a valid *workspace object*.

ORA-33654: (FRERROR10) The *workspace object* dimension does not have a value numbered *number*.

ORA-33656: (FRERROR11) The time dimension *workspace object* is empty. You cannot append integer positions to it unless it has at least one value.

ORA-33658: (FRFILPUT01) File *string* is invalid. Source files for FILEPUT must be input files opened via the FILEOPEN function.

ORA-33660: (FRFILPUT02) You cannot write from file *string* to file *string*, because the output file was not opened with the BINARY option.

ORA-33662: (FRFILPUT03) You cannot write from file *string* to file *string*, because the output file was opened with the BINARY option.

ORA-33664: (FRSPARSE01) You cannot specify a dimension list for *workspace object* because it is not a conjoint dimension.

ORA-33666: (FRSTRDLM01) The *string* expression cannot have more than one line.

ORA-33668: (FRSTRDLM02) *number* is not a valid value for the *string* expression.

ORA-33670: (FRSTRDLM03) The *string* and DELIMITER expressions cannot have the same value.

ORA-33672: (FRSTRDLM04) A CSV DELIMITER cannot be set to a double quote or NULL.

ORA-33674: (FTCODE00) Data block size *number* exceeds the maximum size of *number*.

ORA-33678: (GETSCAL00) The text expression specifying a DIMENSION data type cannot evaluate to NA.

ORA-33680: (GETTIMER00) first

ORA-33682: (GETTIMER01) The *number* parameter to *string* is dimensioned by more than one time dimension.

ORA-33684: (GETTIMER02) The *number* parameter to *string* must be dimensioned by a time dimension, or an explicit time dimension must be given.

ORA-33686: (GETTIMER03) The *number* parameter to *string* is not dimensioned by *workspace object*.

ORA-33688: (GETTIMER04) The dimension composite *workspace object* cannot be used as a time dimension.

ORA-33690: (GETXVAL01) The formula *workspace object* cannot be recursively evaluated because the RECURSIVE option is set to NO.

ORA-33692: (GROWENG01) The growrate of an expression must be calculated over a strictly increasing time interval.

ORA-33694: (GROWENG02) The expression in the GROWRATE function must have non-NA values at the beginning and end of the given time interval.

ORA-33696: (GROWENG03) The beginning and ending values of the expression in GROWRATE must both be positive or both be negative.

ORA-33698: (GROWENG04) Cannot calculate the growrate for the values given

ORA-33700: (GROWENG05) The beginning value of the expression in the GROWRATE function must be non zero.

ORA-33704: (ILPCHECK01) *workspace object* is not a program.

ORA-33706: (ILPCHECK12) The *workspace object* program cannot be compiled because it contains structural errors.

ORA-33708: (ILPCHECK13) The *workspace object* program cannot be compiled while it is executing.

ORA-33712: (ILPCHECK22) The *workspace object* program cannot be executed because it contains structural errors.

ORA-33720: (ILPCHECK43) The *workspace object* program cannot be hidden or unhidden while it is executing.

ORA-33722: (ILPCOMP05) All *string* statements must precede the first non-declarative statement.

ORA-33724: (ILPCOMP07) The *workspace object* program could not be compiled because of an unrecoverable error.

ORA-33726: (ILPENG02) *workspace object* cannot be used more than once in simultaneous or nested FOR statements or ACROSS commands.

ORA-33728: (ILPINIT01) You cannot initialize *workspace object* because it is currently running.

ORA-33730: (ILPLNK01) Discarding compiled code for *workspace object* because it was compiled with code version *number*. The current code version is *number*.

ORA-33732: (ILPONLY) The *string* function can only be used in a program.

ORA-33733: (xsILPMLTPreOp01) The analytic workspace *string* cannot be REVERTed or RESYNCEd while the *string* program is active.

Cause: The AW REVERT and AW RESYNC commands cannot be used on an analytic workspace that contains a running program.

Action: Execute the command without running the specified program.

ORA-33734: (ILPPUT01) Label *string* conflicts with at least one other label in *workspace object*. Labels must be unique for the first 8 characters.

ORA-33736: (ILPPUT02) The *workspace object* program contains unmatched DO or DOEND statements.

ORA-33738: (ILPPUT03) Program *workspace object* contains unmatched IF, WHILE, TEMPSTAT, FOR, or THEN/ELSE statement, or duplicate labels.

ORA-33740: (ILPPUT04) On the line defining label *string* in the *workspace object* program, text following the label has been ignored.

ORA-33742: (ILPPUT06) The *workspace object* program contains too many source lines. The limit is *number* lines. The program has been truncated.

ORA-33744: (ILPPUT07) IMPORTANT: Program *workspace object* contains text on the same line as a DO or DOEND statement, which will be ignored.

ORA-33746: (ILPPUT08) *number* must be preceded by an IF clause.

ORA-33748: (ILPPUT09) *number* must be preceded by a THEN clause.

ORA-33750: (ILPXEQ01) A referenced object can no longer be located. Execution will continue in interpreted mode.

ORA-33756: (ILTRK01) No data has been recorded by the TRACKPRG command.

ORA-33758: (IMPQUAF0) The EIF file *string* does not have any objects in it.

ORA-33760: (IMPQUAF02) \nThere are *number* objects in the EIF file:

ORA-33762: (XSCHGDIM01) Invalid LIMIT argument starting at *string*.

ORA-33766: (INFOFC00) Invalid second argument to INFO(FORECAST *string*).

ORA-33768: (INFOMOD00) Invalid second argument to INFO(MODEL *string*).

ORA-33770: (INFOPARS01) Invalid second argument to INFO(PARSE *string*).

ORA-33772: (INFOREG00) Invalid second argument to INFO(REGRESS *string*).

ORA-33774: (INTERP1) *string* is not a command.

ORA-33776: (INTERP1A) *workspace object* is not a command.

ORA-33780: (INTERP3) The *string* command can only be used in a program.

ORA-33782: (INTERP4) The *string* command cannot be executed by ampersand substitution.

ORA-33784: (INTERP5) Ampersand substitution is not permitted in a *string* statement.

ORA-33788: (INTTOK01) *string* is not composed solely of digits.

ORA-33790: (IOERROR01) I/O error on file *string*: *string*.

ORA-33792: (IOERROR02) I/O error on file *string*: Error text not available.

ORA-33796: (IOEXECUT00) The file identifier argument of *string* does not have a value.

ORA-33798: (IOEXECUT01) File *string* is the current OUTFILE or LOG unit, and cannot be closed with the FILECLOSE command.

ORA-33800: (IOEXECUT02A) The LENGTH argument to the FILEGET function (*number*) is negative.

ORA-33802: (IOEXECUT02B) File *string* was opened for writing.

ORA-33804: (IOEXECUT02C) File *string* was opened for binary input. You must use FILEREAD or FILENEXT to read data from this file.

ORA-33806: (IOEXECUT03A) The *string* option of FILEQUERY is not supported in this version of *string*.

ORA-33808: (IOEXECUT03B) You have requested a FILEQUERY option that is not supported in this version of *string*.

ORA-33810: (IOEXECUT04A) The *string* option of FILESET is not supported in this version of *string*.

ORA-33812: (IOEXECUT04B) The *string* option of a file cannot be changed by the FILESET command.

ORA-33814: (IOEXECUT04C) The value to be set for the *string* option cannot be NA.

ORA-33816: (IOEXECUT04D) You have requested a FILESET option that is not supported in this version of *string*.

ORA-33818: (IOEXECUT05) File unit *number* is invalid. *string* can access only input files opened via the FILEOPEN function.

ORA-33820: (IOEXECUT06) The file name argument to *string* cannot be null or blank.

ORA-33822: (IRR01) Time dimension *workspace object* has a range in status of *number* periods. The maximum range allowed by the IRR function is *number* periods.

ORA-33824: (ISDBUILD01) A local scalar named *string* already exists.

ORA-33826: (LINEDEL01) The number of the first line to remove must be between 1 and the expression's total number of lines. *number* is out of range.

ORA-33828: (LINEDEL02) You must remove at least one line. You cannot remove *number* lines.

ORA-33830: (LINEINS01) The line number after which inserting begins (*number*) is negative.

ORA-33832: (LINEREP01) The number of the first line to replace must be between 1 and the expression's total number of lines. *number* is out of range.

ORA-33834: (LINEXTR01) The line number of the first line to extract must be greater than 0. You cannot start extracting at line *number*.

ORA-33836: (LINEXTR02) You must extract at least one line. You cannot extract *number* lines.

ORA-33838: (LLPINIT05) You attempted to loop over the time dimension *workspace object* beyond the allowable range of dates.

ORA-33840: (LOOPCODE01) Multiple relations exist between *workspace object* and the dimensions of the expression to be aggregated. One is *workspace object*, and another is *workspace object*.

ORA-33842: (LOOPCODE02) *workspace object* cannot be used for aggregation. It is unrelated to the data's dimensions, or it is less aggregate than one of them.

ORA-33844: (LOOPCODE03) Time dimensions *workspace object* and *workspace object* are both dimensions of the data. Breaking out the aggregation by time is ambiguous.

ORA-33846: (LXNXTREC00) The input line was terminated by an end-of-file that occurred sooner than expected. The line might be incomplete.

ORA-33848: (LXNXTREC01) The input line was truncated to the maximum allowable size of *number* characters.

ORA-33852: (LXPARSE01) You provided extra input starting at '*string*'.

ORA-33854: (LXTOKEN01) The statement cannot be parsed because it is too long or too complex.

ORA-33856: (LXSUBST01) *string* is not a valid ampersand-substitution expression.

ORA-33858: (LXSUBST02) The value of the ampersand-substitution expression is NA.

ORA-33860: (MAKEDCL01) You have no current analytic workspace. You must attach or create an analytic workspace before defining a new object.

ORA-33862: (MAKEDCL02) You must specify a data type when you define a *string*.

ORA-33864: (MAKEDCL03) You cannot use the data type attribute when you define a *string*.

ORA-33866: (MAKEDCL04) Your current analytic workspace does not contain an object named *workspace object*.

ORA-33868: (MAKEDCL05) You must specify two or more dimensions when you supply a dimension list for a WORKSHEET.

ORA-33870: (MAKEDCL06) You cannot use the *string* attribute when you define a *string*.

ORA-33872: (MAKEDCL07) The *string* DIMENSION must have a data type (ID, NTEXT, TEXT, NUMBER, DATETIME, TIMESTAMP, or INTEGER), a time period, or a list of bases for a conjoint dimension.

ORA-33874: (MAKEDCL08) *string* is not the name of a valid option.

ORA-33876: (MAKEDCL09) *string* must be an INTEGER dimension.

ORA-33878: (MAKEDCL10) Nested composites are not supported when compatibility is 11 or greater.

ORA-33880: (MAKEDCL11) Dimensions specified for a WORKSHEET must be INTEGER dimensions.

ORA-33882: (MAKEDCL12) You cannot use the *string* attribute when you define a *string* of type *string*.

ORA-33883: (MAKEDCL36) You cannot use the *string* attribute when you define an EXTERNAL partition with an existing target.

Cause: User gave the TEMPORARY keyword in the definition of an external partition whose target variable was previously defined.

Action: Any storage characteristics of the external partition are determined by the target variable. These attributes should be set when the target is defined, not when the external partition is defined.

ORA-33884: (MAKEDCL13) You can specify the TEMPORARY attribute only for a variable, dimension, relation, valueset, or worksheet.

ORA-33886: (MAKEDCL14) You cannot define an object dimensioned by NAME, because it is a special reserved dimension used to organize your analytic workspace dictionary.

ORA-33888: (MAKEDCL15) You cannot use the *string* attribute when you define a fixed-width TEXT *string*.

ORA-33890: (MAKEDCL16) You cannot use the dimension list attribute when you define a *string*.

ORA-33892: (MAKEDCL17) You cannot use the *string* attribute when you define a scalar *string*.

ORA-33893: (MAKEDCL18) The TEMPORARY attribute cannot be specified for this type of dimension

ORA-33894: (MAKEDCL20) The WIDTH attribute can only be used with non-scalar TEXT and INTEGER variables, or with TEXT dimensions.

ORA-33895: (MAKEDCL19) You can specify the SHAREMAP attribute only for a multiply dimensioned variable, relation, valueset, or worksheet.

ORA-33896: (MAKEDCL21) The WIDTH attribute for TEXT data must be a number between 1 and 4000.

ORA-33898: (MAKEDCL22) The WIDTH attribute for INTEGER data must be 1.

ORA-33900: (MAKEDCL23) The NOHASH attribute is only valid for conjoint dimensions.

ORA-33902: (MAKEDCL24) The *string* attribute is only valid for conjoint dimensions and dimension composites.

ORA-33904: (MAKEDCL25) *workspace object* is a dimension composite or is dimensioned by a dimension composite. You cannot use it as the type of a *string*.

ORA-33908: (MAKEDCL27) You cannot use the *string* attribute when you define a DIMENSION ALIAS, CONCAT, or PARTITION TEMPLATE.

ORA-33910: (MAKEDCL28) You cannot specify a data type when you define a DIMENSION ALIAS, CONCAT, or PARTITION TEMPLATE.

ORA-33911: (MAKEDCL29) You cannot define a *string* in analytic workspace *string* because it has not been upgraded to version *string*.

Cause: User attempted to define an object that requires a certain compatibility setting in an AW that has not been upgraded to that compatibility level.

Action: Make sure that the database is running in the appropriate compatibility mode, and upgrade the AW.

ORA-33912: (MAKEDCL30) An AGGMAP cannot be dimensioned by a conjoint dimension.

ORA-33914: (MAKEDCL31) You cannot define a dimension alias of another dimension alias.

ORA-33916: (MAKEDCL32) The dimension alias target *workspace object* is not a simple dimension.

ORA-33918: (MAKEDCL33) You cannot define a surrogate of dimension *workspace object* because it is a *string*.

Cause: Not all kinds of dimensions can have surrogates. The user attempted to define a surrogate of a prohibited kind of dimension.

Action: Do not attempt to define a surrogate on this dimension.

ORA-33920: (MAKEDCL34) The *string* SURROGATE must have one of the following data types: ID, NTEXT, TEXT, NUMBER, DATETIME, TIMESTAMP, or INTEGER.

Cause: The user attempted to define a surrogate without specifying a valid data type.

Action: Specify the data type (ID, NTEXT, TEXT, NUMBER, or INTEGER) in the definition of the surrogate.

ORA-33922: (MAKEDCL35) You cannot define a surrogate of dimension *workspace object* because it is a time dimension.

Cause: The user attempted to define a surrogate on a dimension that has type DAY, WEEK, MONTH, or YEAR.

Action: Do not attempt to define a surrogate on this dimension.

ORA-33934: (MISCOPTI01) OFF

ORA-33936: (MISCOPTI04) NA

ORA-33938: (MISCOPTI05) Press *Enter* to continue.

ORA-33940: (MISCOPTI06) *DDMTXTYY*

ORA-33942: (MODCALL01) Model *workspace object* cannot be run because another model is already active.

ORA-33944: (MODCALL02) Model *workspace object* needs a solution variable; one was not provided.

ORA-33946: (MODCALL03) Model *workspace object* does not take a solution variable, because it has no model dimensions.

ORA-33948: (MODCALL04) A solution variable must be provided for model *workspace object*; however, *workspace object* is not a variable.

ORA-33950: (MODCALL05) The solution variable specified for the model *workspace object* must be numeric. Variable *workspace object* is type *string*.

ORA-33952: (MODCALL08) A solution variable must be specified for model *workspace object*; however, *workspace object* has no dimensions.

ORA-33954: (MODCALL09) Solution variable *workspace object* is not dimensioned by *workspace object*, which is a dimension of model *workspace object*.

ORA-33956: (MODCALL10) The execution of model *workspace object* cannot be completed due to an internal error (TYPE = *number*).

ORA-33958: (MODCALL11) The syntax for invoking a model is:\n model-name [solution-variable] [NOWARN]

ORA-33960: (MODCALL14) Model *workspace object* contains simultaneous equations.

ORA-33962: (MODCALL15) Model *workspace object* failed to converge after *number* iterations in block *number*.

ORA-33964: (MODCALL16) Model *workspace object* diverged during iteration *number* in block *number* while executing statement *number* of model *workspace object*.

ORA-33966: (MODCALL17) The solution variable *workspace object* is referenced as a variable in model *workspace object*.

ORA-33968: (MODCALL18) Solution variable *workspace object* is dimensioned by *workspace object*, which is not a dimension of model *workspace object* but is a dimension of a model execution block.

ORA-33970: (MODCALL19) Solution variable *workspace object* is not dimensioned by *workspace object*, but model *workspace object* contains dimension-based equations that reference its values.

ORA-33972: (MODCHECK01) *workspace object* is not a model.

ORA-33973: (MODCHECK02) The *workspace object* model cannot be compiled while it is executing.

ORA-33974: (MODCHECK12) The *workspace object* model cannot be compiled because it contains structural errors.

ORA-33975: (MODCHECK13) The *workspace object* model cannot be hidden or unhidden while it is executing.

ORA-33976: (MODCHECK22) The *workspace object* model cannot be executed because it contains structural errors.

ORA-33978: (MODCOMP01) *workspace object* has already been named in a DIMENSION statement in this model.

ORA-33980: (MODCOMP02) DIMENSION statements are not allowed after an equation has appeared.

ORA-33982: (MODCOMP03) DIMENSION statements are not allowed after an INCLUDE statement has appeared.

ORA-33983: (MODCOMP15) The DIMENSION statement must list the dimensions of any included models.

ORA-33984: (MODCOMP04) INCLUDE statements are not allowed after an equation has appeared.

ORA-33986: (MODCOMP05) Only one INCLUDE statement is allowed in a model.

ORA-33988: (MODCOMP06) An INCLUDE statement must refer to another model; *workspace object* is not a model.

ORA-33990: (MODCOMP08) Models cannot be included recursively; *workspace object* has already been included.

ORA-33992: (MODCOMP09) The format of the DIMENSION command is:\n DIMENSION dimension1 [dimension2...]

ORA-33994: (MODCOMP10) The format of the INCLUDE command is:\n INCLUDE model

ORA-33996: (MODCOMP11) *workspace object* is not named in a DIMENSION statement in this model.

ORA-33998: (MODCOMP12) You cannot use both *workspace object* and *workspace object* as model dimensions, because *workspace object* is a surrogate of *workspace object*.

Cause: The user attempted to include both a dimension and its surrogate in the DIMENSION statement of a model.

Action: Use either the dimension or the surrogate in the DIMENSION statement of the model, but not both.

ORA-34000: (MODCOMP13) You cannot use both *workspace object* and *workspace object* as model dimensions, because they are both surrogates of dimension *workspace object*.

Cause: The user attempted to include two dimension surrogates of the same dimension in the DIMENSION statement of a model.

Action: Use either of the two surrogates in the DIMENSION statement of the model, but not both.

ORA-34001: (MODCOMP14) Concat leaf dimension *workspace object* already is used in a DIMENSION statement, either explicitly or as a leaf of another concat dimension.

Cause: Either two concat dimensions which share a common leaf dimension, or a concat and one of its leaves where both specified in the DIMENSION statement(s).

Action: Do not specify overlapping concat dimensions, or any leaves of specified concat dimensions.

ORA-34004: (MODGRAPH01) The model *workspace object* cannot be compiled due to internal error *number*. Contact Oracle OLAP Technical support.

ORA-34006: (MODINFO00) There is no saved model information for the INFO function to retrieve.

ORA-34008: (MODINFO01) Model *workspace object* has not been compiled; the information requested is available only after compilation.

ORA-34010: (MODINFO02) Model *workspace object* has not been executed; the information requested is available only after execution.

ORA-34012: (MODPUT06) The *workspace object* model contains too many source lines. The limit is *number* lines. The model has been truncated.

ORA-34014: (MONITOR01) No data has been recorded by the MONITOR command.

ORA-34016: (MONITOR02) No program name has been supplied for the MONITOR command.

ORA-34018: (MSCGADD01) *workspace object* is an INTEGER dimension. Specify only the number of values to be added, not the specific values themselves.

ORA-34019: (MSCGADD03) *workspace object* is not a LIST PARTITION TEMPLATE.

Cause: User attempted to MAINTAIN ADD or DELETE a list value from a RANGE or CONCAT partition template.

Action: Partitioning in a RANGE or CONCAT partition template cannot be changed using the MAINTAIN command.

ORA-34020: (MSCGADD02) *workspace object* is not a time dimension. You cannot add time periods to it.

ORA-34021: (MSCGADD04) You must specify a partition when maintaining PARTITION TEMPLATE *workspace object*.

Cause: User attempted to MAINTAIN ADD or DELETE a list value from a LIST partition template, but didn't specify which partition to add to or delete from.

Action: Specify the partition: maintain (template) add to partition (partitionname) (values) or maintain (template) delete from partition (partitionname) (values)

ORA-34022: (MSCGDEL02) You can only delete time periods from a time dimension.

ORA-34024: (MSCGMRG01) The RELATE keyword cannot be specified when the MERGE expression has no dimensions.

ORA-34026: (MSCGMRG02) *workspace object* is not a relationship between *workspace object* and the dimensions of the source expression.

ORA-34028: (MSCGMRG03) *workspace object*, the value of the RELATE relation, is not one of the dimensions of the source expression.

ORA-34030: (MSCGPOS00) *workspace object* is a time dimension. You can add values to it only FIRST or LAST.

ORA-34031: (MSCGPOS02) *workspace object* is a datetime dimension. Dimension values are automatically maintained in sorted order.

ORA-34032: (MSCGPOS01) *workspace object* is a dimension composite. You cannot specify a position when adding values to it.

ORA-34034: (MSEXECUT00B) *value* is already a value of *workspace object*.

ORA-34036: (MSEXECUT00C) *number* is already a value of *workspace object*.

ORA-34038: (MSEXECUT01) The expression for the position to add, merge, or delete is NA.

ORA-34039: (TRGPRG02) *workspace object* cannot be deleted while its trigger is executing.

ORA-34040: (TRGSET01) The TRIGGERASSIGN command can only be used in an ASSIGN TRIGGER.

ORA-34041: (TRGPRG01) A TRIGGER cannot be called recursively for the same object and event.

ORA-34042: (MSEXECUT03A) The expression for the position to be renamed is NA.

ORA-34044: (MSEXECUT03B) The expression for the new dimension value is NA.

ORA-34046: (MSEXECUT03C) *value* is already a value of *workspace object*.

ORA-34048: (MSEXECUT04) Time dimension *workspace object* is empty. You must give it a value before you can add periods to its beginning or end.

ORA-34050: (MSEXECUT05) The expression for the argument to BEFORE or AFTER is NA.

ORA-34052: (MSEXECUT06) All dimension values must be single line values.

ORA-34054: (MSEXECUT07) *number* is already a value of *workspace object*.

ORA-34056: (MSEXECUT08) The number of periods to add cannot be negative, zero, or NA.

ORA-34058: (MSEXECUT09) The number of periods to delete cannot be negative, zero, or NA.

ORA-34059: (MSEXECUT12) You cannot delete non session-only dimension values from unique concat dimension *workspace object*.

Cause: The user tried to apply MAINTAIN DELETE to a non-SESSION value.

Action: Only use MAINTAIN DELETE to remove SESSION values from a concat dimension.

ORA-34060: (MSEXECUT10) You do not have permission to maintain *workspace object*.

ORA-34061: (MSEXECUT11) Session-only values cannot be added to non-unique concat dimension *workspace object*, or any of its base dimensions.

Cause: Only UNIQUE concat dimensions can have custom member values.

Action: Use the CHGDFN command to change the concat dimension to UNIQUE and retry.

ORA-34062: (MXARGS01) = Args:

ORA-34064: (MXARGS02) (Relation)

ORA-34066: (MXARGS03) values of

ORA-34068: (MXBREAK01) The BREAK statement can only be used within a FOR or WHILE loop or within a SWITCH statement.

ORA-34070: (MXBREAK02) The CONTINUE statement can only be used within a FOR or WHILE loop.

ORA-34072: (MXCALL01) *workspace object* is not a PROGRAM.

ORA-34074: (MXCGAF01) The *string* function cannot be used with *string* data.

ORA-34076: (MXCGAF02) *workspace object* is neither a dimension nor the name of a relationship array.

ORA-34078: (MXCGAF03) The dimension *workspace object* appears more than once as an argument to *string*.

ORA-34082: (MXCGAF05) Specify the STATUS keyword only if at least one of the breakout dimensions is not a dimension of the expression argument.

ORA-34084: (MXCGAF06) You cannot specify *workspace object* as a breakout dimension because it is a dimension composite.

ORA-34086: (MXCGAF07) You can only specify a qualified data reference to a breakout relation object. *workspace object* is not a relation.

ORA-34088: (MXCGCE04) The THEN and ELSE expressions must evaluate to values of the same dimension.

ORA-34090: (MXCGCHRL01) The expression argument to *string* is not dimensioned by *workspace object*.

ORA-34092: (MXCGCON01) The use of a hexadecimal value (*string*) is not supported.

ORA-34094: (MXCGCUM00) In the CUMSUM function, the relation (*workspace object*) must refer to the accumulation dimension (*workspace object*).

ORA-34096: (MXCGCUM01) The reset parameter '*workspace object*' is neither a RELATION nor a DIMENSION.

ORA-34098: (MXCGCUM02) The STATUS keyword has no effect unless the first argument has more than one dimension.

ORA-34100: (MXCGCVT01) Values of type *string* are expected.

ORA-34102: (MXCGFIOF01) The *string* option of FILEQUERY is not supported in this version of *string*.

ORA-34104: (MXCGGET01) *workspace object* is not a type of object that contains data values.

ORA-34106: (MXCGGET03) FILEREAD attributes can be specified only in the context of a FILEREAD or FILEVIEW command.

ORA-34108: (MXCGGET04) FILEREAD attributes cannot be specified for the NAME dimension.

ORA-34110: (MXCGGET05) FILEREAD attributes cannot be specified for a constant.

ORA-34112: (MXCGGT01) Values of type *string* cannot be read with the MANY option.

ORA-34114: (MXCGGT02) The RAW attribute applies only to TEXT.

**ORA-34116: (MXCGHCVT00) To convert TEXT to date use:\n
CONVERT(expression DATE [dateorder])**

**ORA-34118: (MXCGHCVT01) To convert date to TEXT or ID use:\n
CONVERT(expression {ID | TEXT} [dateformat])**

**ORA-34120: (MXCGHCVT02) To convert time dimension periods to TEXT or ID
use:\n CONVERT(expression {ID | TEXT} [vnf-format])**

**ORA-34122: (MXCGHCVT03) To convert NUMBER to TEXT or ID use:\n
CONVERT(expression {ID | TEXT} [output-format])**

ORA-34124: (MXCGHCVT04) CONVERT(expression *string*\nTo [format])

**ORA-34126: (MXCGKEY01) The first argument to the KEY function must be an
expression yielding a dimension value.**

**ORA-34128: (MXCGKEY02) You cannot apply the KEY function to *workspace
object* because it is not a conjoint dimension or composite.**

**ORA-34130: (MXCGKEY03) *workspace object* is not a component of conjoint
dimension *workspace object*.**

**ORA-34132: (MXCGKEY04) *workspace object* is not a component of composite
workspace object.**

**ORA-34134: (MXCGLA01) You are trying to perform an invalid operation. Dates
cannot be exponentiated.**

**ORA-34136: (MXCGMOVE00) The first argument to the *string* function is not
dimensioned by *workspace object*.**

**ORA-34138: (MXCGNPV03) The interest rate expression in the NPV function
cannot be dimensioned by *workspace object*.**

**ORA-34140: (MXCGPFC01) Argument number *number* in the call to *workspace
object* is not a simple expression.**

**ORA-34141: (MXCGPUT00) You cannot use the ASSIGN keyword with
DIMENSION *workspace object*.**

Cause: User used the ASSIGN keyword on a DIMENSION target in a FILEREAD,
SQL FETCH or SQL SELECT command.

Action: To create a new dimension value in a FILEREAD, SQL FETCH or SQL
SELECT command, use the APPEND keyword.

ORA-34142: (MXCGPUT01) You cannot assign values to a *string*.

**ORA-34143: (MXCGPUT02) You cannot assign values to SURROGATE *workspace
object* because it is type INTEGER.**

Cause: The user attempted to assign a value to a dimension surrogate whose data
type is INTEGER. INTEGER surrogates, like INTEGER dimensions, cannot have
values assigned to them. They can only be referenced by position.

Action: Do not attempt to assign values to an INTEGER surrogate. Values will
automatically appear and disappear from the INTEGER surrogate as positions are
added to or removed from the underlying dimension.

ORA-34144: (MXCGPUT04) A model cannot assign values to a *string*.

ORA-34145: (MXCGPUT03) You cannot use the APPEND keyword with SURROGATE *workspace object*.

Cause: User used the APPEND keyword on a SURROGATE target in a FILEREAD, SQL FETCH or SQL SELECT command.

Action: To assign a value to a SURROGATE in a FILEREAD, SQL FETCH or SQL SELECT command, use the ASSIGN keyword.

ORA-34146: (MXCGQDR01) A qualified data reference (QDR) has this format:\n name(dimension1 dimvalue1 [dimension2 dimvalue2...])

ORA-34148: (MXCGQDR02) *workspace object* cannot be used as a qualifier because it is a COMPOSITE or PARTITION TEMPLATE. You can use its component dimensions instead.

ORA-34150: (MXCGQDR05) A dimension can be named only once in a qualified data reference. *workspace object* has been named more than once.

ORA-34152: (MXCGQDR06) The dimensions named in a qualified data reference must be dimensions of the qualified object. *workspace object* is not dimensioned by *workspace object*.

ORA-34154: (MXCGQDR10) *workspace object* has no dimensions, so it cannot have a qualified data reference.

ORA-34156: (MXCGRA00) You cannot compare time periods of different lengths or phases.

ORA-34158: (MXCGRA01) You cannot subtract time periods of different lengths or phases.

ORA-34160: (MXCGRA02) The format of the IN operator is\n *date* IN *time dimension value*.

ORA-34162: (MXCGRAVL01) The expression to be unraveled is not dimensioned by *workspace object*.

ORA-34164: (MXCGVAR01) A dimension used to define a local *string* variable cannot be located. Execution cannot continue.

Cause: A local relation or valueset has become invalid, most probably because an object used by the currently executing program has been deleted.

Action: This is an internal error that should be referred to Oracle technical support.

ORA-34168: (MXCGVFC01) Invalid context for the VALUE function.

ORA-34170: (MXCGVFC02) Data Reader attributes apply to the VALUE function only when it is used in a FILEREAD or FILEVIEW command.

ORA-34172: (MXCGWKDT01) The argument to the WKSDATA function must be the name of a WORKSHEET.

ORA-34176: (MXCHGDCL01) *workspace object* is not the kind of object whose index type can be changed.

ORA-34177: (MXCHGDCL19) *number* cannot be deleted because one or more partitioned variables instantiate it.

Cause: User attempted to CHGDFN DELETE a partition template, but some partitioned variable had data in the partition specified for deletion.

Action: Drop the partitions that are causing the problem, then retry.

ORA-34178: (MXCHGDCL02) *workspace object* cannot be changed to NOHASH. Only an object that was originally defined as NOHASH can be changed back to NOHASH.

ORA-34179: (MXCHGDCL20) *workspace object* is not a PARTITION TEMPLATE.

Cause: User specified an object that is not a partition template where a partition template is required.

Action: Supply the name of a partition template.

ORA-34180: (MXCHGDCL03) *workspace object* is not a conjoint dimension and cannot be changed in this manner.

ORA-34181: (MXCHGDCL21) *workspace object* is not a partitioned VARIABLE.

Cause: User specified an object that is not a partitioned variable in a place where a partitioned variable is required.

Action: Supply the name of a partitioned variable.

ORA-34182: (MXCHGDCL04) Wrong number of dimensions for *workspace object*; segwidth not changed from: *string*

ORA-34183: (MXCHGDCL22) Partition *number* already exists.

Cause: User attempted to ADD a partition that already existed to a partitioned variable.

Action: None required - the partition already exists.

ORA-34184: (MXCHGDCL05) *string* is not a valid segment width.

ORA-34185: (MXCHGDCL23) Only dimension composites can have optional inversions. *workspace object* is not a dimension composite.

ORA-34186: (MXCHGDCL06) You cannot change *workspace object* to a dimension composite, because it is used as the type of a PROGRAM, RELATION or VALUESET.

ORA-34187: (MXCHGDCL06) REUSE cannot be specified for dimensions that already have deletions.

ORA-34188: (MXCHGDCL07) Only conjoint dimensions can be redefined as composites. *workspace object* is not a conjoint dimension.

ORA-34190: (MXCHGDCL08) You cannot convert the conjoint dimension *workspace object* to a composite because it has the NOHASH attribute.

ORA-34192: (MXCHGDCL09) *workspace object* is a dimension composite and its definition cannot be changed to NOHASH.

ORA-34194: (MXCHGDCL10) You cannot change *workspace object* to a composite while there are permissions applied to it.

ORA-34196: (MXCHGDCL11) Only dimension composites can be redefined as DIMENSIONS. *workspace object* is not a dimension composite.

ORA-34198: (MXCHGDCL12) You cannot change *workspace object* to a composite because its dimension list has one or more duplications.

ORA-34200: (MXCHGDCL13) You cannot change *workspace object* to a dimension composite because there are one or more formulas dimensioned by it.

ORA-34202: (MXCHGDCL14) *workspace object* is not a time dimension.

ORA-34204: (MXCHGDCL15) *workspace object* is not the kind of object to which SEGWIDTH can be applied.

ORA-34206: (MXCHGDCL16) You cannot change *workspace object* to a dimension composite because there are one or more relations dimensioned by it.

ORA-34208: (MXCHGDCL17) You cannot change *workspace object* to a dimension composite because it is used in one or more CONCATENATE or MERGE dimensions.

ORA-34210: (MXCHGDCL18) You cannot change *workspace object* to a dimension composite because one or more surrogates has been defined for it.

Cause: The user attempted to redefine a conjoint dimension as a composite, but the conjoint has one or more surrogates defined. A dimension that has surrogates cannot be redefined as a composite.

Action: Either delete all surrogates for the dimension, or do not attempt to redefine the dimension as a composite.

ORA-34212: (MXCLASS01) An expression was specified where a DIMENSION or a VALUESET was expected.

ORA-34214: (MXCLASS02) *workspace object* is not a dimension.

ORA-34216: (MXCOMP001) *workspace object* cannot be compiled because it is not a PROGRAM, MODEL, AGGMAP, or FORMULA.

ORA-34218: (MXCTX01) *workspace object* cannot be in a CONTEXT because it is not a scalar variable.

ORA-34220: (MXCTX02) *workspace object* cannot be in a CONTEXT because it is not data.

ORA-34222: (MXCTX03) *workspace object* cannot be in a CONTEXT because it is a dimension composite.

ORA-34224: (MXDCL01) Analytic workspace *string* is not attached.

ORA-34226: (MXDCL02) REUSE can only be specified for SIMPLE, COMPOSITE, and CONJOINT dimensions.

ORA-34228: (MXDCL03) Only dimensions can have time periods.

ORA-34230: (MXDCL04) You provided an invalid time period.

ORA-34232: (MXDCL05) A DAY dimension cannot be phased with a BEGINNING or ENDING phrase.

ORA-34234: (MXDCL06) Beginning date translates to an invalid end date.

ORA-34236: (MXDCL07) REUSE cannot be specified in AWs that have not been upgraded to version 12.

ORA-34238: (MXDCL08) A dimension cannot have a data type of DATE.

ORA-34240: (MXDCL09) You cannot specify EXPTEMP as an analytic workspace.

ORA-34242: (MXDCL10) You cannot specify an analytic workspace in this command.

ORA-34243: (MXDCL11) You can only use the *string* keyword when defining a COMPOSITE.

Cause: User supplied the COMPRESSED keyword when defining an object that was not a COMPOSITE.

Action: If the intent is to create a compressed composite, make sure that the object type is COMPOSITE. Otherwise, remove the COMPRESSED keyword from the command string and rerun.

ORA-34246: (MXDCL18) You cannot define an object with a recursive SPARSE dimension list.

ORA-34248: (MXDCL19) You cannot specify a dimension list for the *workspace object* dimension.

ORA-34250: (MXDCL20) The *workspace object* dimension is in the wrong analytic workspace to be used in this DEFINE command.

ORA-34252: (MXDCL21) You have specified the wrong number of dimensions for *workspace object*.

ORA-34254: (MXDCL22) *workspace object* does not belong in the dimension list for composite *workspace object*, or it is in the wrong position.

ORA-34256: (MXDCL23) You must specify a dimension list for *string workspace object* when using it in a definition.

ORA-34258: (MXDCL24) Dimension composite *number* does not exist.

ORA-34260: (MXDCL25) You cannot use *number* to dimension a *string* because it is, or involves, a dimension composite. Use the composite's bases instead.

Cause: The user attempted to use a COMPOSITE in the dimension list of an object that does not allow for such dimensions.

Action: Use the base dimensions of the COMPOSITE in the dimension list.

ORA-34262: (MXDCL26) The object name *string!string* can only be defined in analytic workspace *string*, not in the EXPRESS analytic workspace.

ORA-34264: (MXDCL27) The object name *string!string* can only be defined in analytic workspace *string*, not in analytic workspace *string*.

ORA-34268: (MXDCL29) *string* objects must be type DIMENSION.

ORA-34270: (MXDCL30) You cannot specify a data type when defining a dimension alias.

ORA-34272: (MXDCL31) You cannot specify a dimension list when defining a dimension *string*.

ORA-34274: (MXDCL32) You cannot specify a width when defining a dimension alias.

ORA-34276: (MXDCL33) (Precision, Scale) arguments can only be used with a NUMBER variable or dimension.

Cause: The user attempted to use NUMBER(Precision) or NUMBER(Precision, Scale) as the datatype in a definition for some object other than a DIMENSION or VARIABLE, such as a FORMULA or PROGRAM. This error can also be produced in cases where a NUMBER data type is not allowed at all.

Action: Use the NUMBER type without specifying a precision or scale. If a NUMBER data type is not allowed at all, this fix will only change the exception message to something more specific.

ORA-34279: (MXDCL37) CONCAT can only be used when defining a DIMENSION.

Cause: The CONCAT keyword was used incorrectly.

Action: Retry the command without the CONCAT keyword.

ORA-34280: (MXDCL38) PARTITION BY can only be used when defining a PARTITION TEMPLATE.

ORA-34281: (MXDCL39) A (precision code) argument can only be used with DATETIME or TIMESTAMP dimensions.

ORA-34284: (MXDCL52) A SPARSE dimension cannot be specified in this context.

ORA-34286: (MXDCL53) *workspace object* cannot be used in this context because it is a *string*.

Cause: User specified a dimension composite, conjoint, or partition template in a place where that kind of dimension is not allowed. For instance, a relation cannot be dimensioned by a composite, and only a variable can be dimensioned by a partition template.

Action: Usually, the offending dimension can be replaced with its bases. For instance, a relation cannot be dimensioned by a composite of PRODUCT and GEOG, but it can be dimensioned by both PRODUCT and GEOG instead.

ORA-34298: (MXDCLEQ01) *workspace object* was not defined as a formula, so you cannot use the EQ command to give it a value.

ORA-34300: (MXDCLEQ02) *workspace object* is not a time dimension, so you cannot define a VNF formatting string for it.

ORA-34302: (MXDCLEQ03) *workspace object* is not a DATETIME or TIMESTAMP dimension, formula, program, or variable, so you cannot define a DATE_FORMAT formatting string for it.

ORA-34304: (MXDCLILP01) There is no current program definition. Define a program or use the CONSIDER command before using the PROGRAM command.

ORA-34306: (MXDCLILP02) *workspace object* was not defined as a PROGRAM.

ORA-34308: (MXDCLILP03) Since you have no current program definition, your PROGRAM entries will be discarded. Type END to return to command level.

ORA-34310: (MXDCLILP04) The *workspace object* program cannot be redefined while it is executing.

ORA-34312: (MXDCLMOD01) There is no current model definition. Define a model or use the CONSIDER command before using the MODEL command.

ORA-34314: (MXDCLMOD02) *workspace object* was not defined as a model.

ORA-34316: (MXDCLMOD03) Since there is no current model definition, the MODEL statements will be discarded. Type END to return to the command line.

ORA-34318: (MXDCLAGR01) There is no current aggmap definition. Define an aggmap or use the CONSIDER command before using the AGGMAP command.

ORA-34320: (MXDELETE00) The object *workspace object* is not in the *string* analytic workspace.

ORA-34324: (MXFETCH01) The ACROSS and DOWN keywords cannot be set to NONE at the same time.

ORA-34328: (MXDEBUG01) = Entering *number* from *number*

ORA-34330: (MXDEBUG02) = Entering *number*

ORA-34332: (MXDEBUG03) = Leaving *number*

ORA-34334: (MXDEBUG04) = Leaving *number*, Value = *value*

ORA-34336: (MXGO00) The *string* keyword can only be used for a model.

ORA-34338: (MXDIMEN01) An object cannot have more than *number* dimensions.

ORA-34340: (MXDINSRT01) An object named *number* already exists in analytic workspace *string*.

ORA-34342: (MXDSS01) **IMPORTANT:** Analytic workspace *string* is read-only. Therefore, you will not be able to use the UPDATE command to save changes to it. Cause: This is an informational message that reminds you that you may not save changes to the specified analytic workspace.

Action: None, unless it was desired to save changes to the analytic workspace. In that case, detach and reattach the analytic workspace read-write.

ORA-34343: (MXDSS02) *string* is not a valid analytic workspace name. The name must be one of the following forms: SCHEMA.NAME, NAME, or ALIAS, where NAME is an analytic workspace name, SCHEMA is a schema name, and ALIAS is an analytic workspace alias.

ORA-34344: (MXDSS03) Analytic workspace *string* is not attached.

Cause: The command attempted to operate on an analytic workspace that is not currently attached, or the name of the analytic workspace is misspelled.

Action: Attach the analytic workspace or correct the spelling.

ORA-34346: (MXDSS04) The *string* analytic workspace cannot be detached.

Cause: The specified analytic workspace is an internal workspace and may not be detached by the user.

Action: Specify a different analytic workspace to detach.

ORA-34348: (MXDSS05) *string* is used only for internal purposes and cannot be accessed as an analytic workspace.

Cause: The command attempted to operate on an internal analytic workspace used by the system.

Action: Specify a different analytic workspace.

ORA-34350: (MXDSS06) *string* is an open analytic workspace.

Cause: The specified analytic workspace is currently in use.

Action: The desired action requires an analytic workspace that is not currently in use.

ORA-34352: (MXDSS07) *stringcharacter R/character* CHANGED *string*

ORA-34354: (MXDSS08) *stringcharacter R/character* UNCHANGED *string*

ORA-34356: (MXDSS09) Analytic workspace *string* is attached in read-only mode, therefore you cannot change its *string*.

ORA-34357: (MXDSS10) *string* is not an alias of analytic workspace *string*.

Cause: User attempted to use AW UNALIAS on a non-existent alias.

Action: Make sure that the command specified the correct analytic workspace and alias. The alias must have been assigned (using AW ALIAS) during the current session and must not have been removed by a previous AW UNALIAS or AW DETACH command.

ORA-34358: (MXDSS14) *number* other users reading

Cause: Used for AW LIST output formatting when %d > 1

Action: None

ORA-34359: (MXDSS11) *string* appears twice in the alias list.

Cause: User included the same name twice in the alias list of an AW ALIAS or AW UNALIAS command.

Action: Remove the duplicate name and try again.

ORA-34360: (MXDSS15) *number* other users writing

Cause: Used for AW LIST output formatting when %d > 1

Action: None

ORA-34361: (MXDSS12) *number* other user reading

Cause: Used for AW LIST output formatting when %d == 1

Action: None

ORA-34362: (MXDSS16) Program *number* does not exist.

ORA-34363: (MXDSS13) *number* other user writing

Cause: Used for AW LIST output formatting when %d == 1

Action: None

ORA-34364: (MXDSS17) The read/write status of analytic workspace *string* has not been changed. To change it, detach and re-attach the analytic workspace.

ORA-34366: (MXDSS19) Security override is not allowed on analytic workspace *string*.

ORA-34368: (MXDSS20) Incorrect response. Security override failure.

ORA-34370: (MXDSS21) Permission to attach analytic workspace *string* denied by a PERMIT program.

ORA-34372: (MXDSS26) An analytic workspace named *string* is already attached.

ORA-34376: (MXDSS28) *string* is not a valid analytic workspace name. Analytic workspace names must be *number* characters or less, can contain only letters, digits, underscores, and dollar signs, and cannot begin with a digit or dollar sign.

Cause: The specified analytic workspace or ALIAS name was too long or contained invalid characters.

Action: Verify that the analytic workspace name meets the specified criteria.

ORA-34378: (MXDSS29) *string* is a reserved word and cannot be used as an analytic workspace name.

ORA-34380: (MXEXPORT00) You can only export one worksheet to a spreadsheet file.

ORA-34382: (MXEXPORT01) Worksheets are the only objects you can export to spreadsheet files. *workspace object* is not a worksheet.

ORA-34384: (MXFILEIO01) The *string* option of FILESET is not supported.

ORA-34386: (MXFILEIO02) No more than 9 arguments can be supplied to FILESET.

**ORA-34388: (MXFILEREAD01) The format of the FILEREAD command is:\n
FILEREAD unit [STOPAFTER n] [STRUCTURED | CSV | RULED] [fieldlist]**

**ORA-34390: (MXFILEREAD02) The format of the FILEVIEW command is:\n
FILEVIEW unit [STRUCTURED | RULED] [fieldlist]**

ORA-34392: (MXFORCAS00) You cannot calculate a forecast for an expression with no dimensions.

ORA-34394: (MXFORCAS01) You cannot calculate a forecast with an STSEASONAL expression with no dimensions.

ORA-34396: (MXFORCAS02) The expression to be forecast is not dimensioned by *workspace object*.

ORA-34398: (MXFORCAS03) The STSEASONAL expression must be dimensioned by only one dimension.

ORA-34400: (MXFORCAS04) time-series

ORA-34402: (MXFORCAS05) When you specify the forecast LENGTH, you must also specify an FCNAME.

ORA-34404: (MXFORCAS06) When you specify METHOD WINTERS, you must also specify the PERIODICITY.

ORA-34406: (MXFORCAS07) When STSMOOTHED, STTREND, or STSEASONAL is specified, they must all be specified.

ORA-34408: (MXFORCAS08) You specified a forecast phrase that is valid only when METHOD WINTERS is specified.

ORA-34410: (MXFORCAS09) The arguments to FCNAME, FCSMOOTHED, FCTREND, and FCSEASONAL must be numeric. *workspace object* is not numeric.

ORA-34412: (MXFORCAS10) FCNAME, FCSMOOTHED, FCTREND, and FCSEASONAL variables must be dimensioned by time dimension *workspace object*. *workspace object* is not.

ORA-34414: (MXGETFLD01) Your FILEREAD or FILEVIEW statement specifies no width for a *string string* field. There is no default width for this data type.

ORA-34416: (MXGETFLD02) *string* data cannot be read as a *string* value.

ORA-34418: (MXGETFLD03) A STRUCTURED or CSV record cannot contain *string* data.

ORA-34420: (MXGETFLD04) The *string* option of FILEREAD or FILEVIEW cannot be specified for *string* data.

ORA-34422: (MXGETFLD05) The SCALE option of FILEREAD or FILEVIEW cannot be specified for BINARY data other than INTEGER.

ORA-34424: (MXGETFLD06) The *string* option of FILEREAD or FILEVIEW cannot be specified for *string string* data.

ORA-34426: (MXGETFLD07) Values read into the relation *workspace object* must be INTEGER position numbers of its conjoint value dimension.

ORA-34428: (MXGETFLD08) Values read into conjoint dimension *workspace object* must be either INTEGER position numbers or a bracketed list of base dimension values.

ORA-34430: (MXGETFLD09) No data type was specified for one or more of the base dimensions of conjoint dimension *workspace object*.

ORA-34432: (MXGETFLD10) *workspace object* cannot be assigned time dimension data.

ORA-34434: (MXGETFLD11) You cannot read values of a dimension composite directly. You can specify a bracketed list of base dimension values.

ORA-34436: (MXGETFLD12) No data type was specified for one or more of the base dimensions of a dimension composite.

ORA-34438: (MXGETSVN01) A value of the *workspace object* dimension must be a single expression without surrounding angle brackets .

ORA-34440: (MXGETSVN02) A value of the *workspace object* dimension must be a combination of *number* base dimension values surrounded by angle brackets .

ORA-34442: (MXGETSVN03) You cannot use a Qualified Object Name as a value of the NAME dimension.

ORA-34444: (MXGETSVN04) Dimension *workspace object* is not a concatenated dimension.

ORA-34446: (MXGETSVN05) Dimension *workspace object* is not a base of concatenated dimension *workspace object*.

ORA-34448: (MXGOTO01) *string* is not defined as a label.

ORA-34450: (MXIFERR) The IF keyword must be followed by a BOOLEAN expression. The expression starting with *string* is *string*.

ORA-34452: (MXIMPORT01) *string* is a reserved keyword that cannot be used in this context.

ORA-34454: (MXIMPORT02) When importing a spreadsheet, CSV file, or PRN file, the target must be a worksheet. *workspace object* is not a worksheet.

ORA-34456: (MXIMPORT03) The STOPAFTER specification cannot be NA.

ORA-34458: (MXIMPORT04) The RULER expression cannot be missing or NA.

ORA-34460: (MXIMPORT05) The expression identifying the file cannot be NA.

ORA-34462: (MXIMPORT06) The STOPAFTER specification cannot be less than one. The value was *number*.

ORA-34464: (MXIMPORT07) TEXTSTART and TEXTEND are supported only for STRUCTURED PRN files. DELIMITER is supported for STRUCTURED PRN and CSV files.

ORA-34466: (MXIMPORT08) Target *workspace object* is not in analytic workspace *string*.

ORA-34468: (MXIMPORT09) *workspace object* is not a valid target name. You cannot use a Qualified Object Name to specify a target in an EIF import.

ORA-34474: (MXINFILE01) The *string* option of INFILE is not supported by *string*.

ORA-34476: (MXINFO01) The first argument to the *string* function must be FORECAST, PARSE, REGRESS, SEASADJ, or MODEL.

ORA-34478: (MXLOG01) Disk file *string* cannot be opened; it is in use.

ORA-34480: (MXMAINT01) You cannot *string* values of conjoint dimension *workspace object*.

ORA-34481: (MXMAINT07) You cannot *string* values of PARTITION TEMPLATE workspace object.

Cause: User attempted to use the MAINTAIN command with some keyword other than ADD or DELETE on a partition template.

Action: It is not possible to MAINTAIN a partition template, except to add or delete values of a partition list.

ORA-34482: (MXMAINT02) You cannot *string* values of time dimension workspace object.

ORA-34484: (MXMAINT03) You cannot *string* values of dimension composite workspace object.

ORA-34486: (MXMAINT04) You cannot maintain dimension alias workspace object.

ORA-34487: (MXMAINT08) You cannot *string* values of non-unique concat dimension workspace object.

Cause: The specified MAINTAIN operation can only be applied to UNIQUE concats.

Action: Use the CHGDFN command to change the concat dimension to UNIQUE and retry.

ORA-34488: (MXMAINT05) You cannot *string* values of concat dimension workspace object.

ORA-34489: (MXMAINT06) You cannot maintain workspace object because it is a SURROGATE.

Cause: The user attempted to use the MAINTAIN command on a dimension surrogate. The MAINTAIN command can only be used with real dimensions, not surrogates.

Action: Use the MAINTAIN command to modify the underlying dimension of the surrogate instead.

ORA-34490: (MXMOVE00) You cannot use Qualified Object Names in the MOVE command except as part of an expression.

ORA-34492: (MXMSERR00) Analytic workspace object workspace object does not exist.

ORA-34494: (MXMSERR01) Analytic workspace string does not contain an object named workspace object.

ORA-34496: (MXNAME01) The NAME dimension is available only when you have an active analytic workspace.

ORA-34498: (MXNAME02) You cannot use the NAME dimension in this context.

ORA-34500: (MXNAME03) string is a reserved keyword that cannot be used in this context.

ORA-34502: (MXNAME03A) number is a reserved keyword that cannot be used in this context.

ORA-34504: (MXNAME04) You have no current analytic workspace.

ORA-34506: (MXNAME05) *string* is a local variable that cannot be used in this context.

ORA-34508: (MXNAME06) You cannot qualify references to the NAME dimension.

ORA-34512: (MXNEGERR) The NOT operator can only be used with BOOLEAN expressions. The expression at *string* is *string*.

ORA-34514: (MXOPERR) You cannot *string string* data in the expression that begins with '*string*'.
Cause: The user attempted an invalid operation.
Action: n/a

ORA-34516: (MXPROPER01) A property name cannot be NA.

ORA-34518: (MXPROPER02) A property named *string* does not exist.

ORA-34520: (MXPROPER03) A property name cannot be a multi-line text.

ORA-34522: (MXPROPER04) A property name must be between *number* and *number* bytes long. You supplied a name of *number* bytes.

ORA-34524: (MXPROPER05) The object properties in this analytic workspace cannot be read, because they were created by an incompatible version of *string*.

ORA-34526: (MXPSHPOP01) You cannot *string workspace object* because it is not a scalar variable.

ORA-34528: (MXPSHPOP02) You cannot *string workspace object* because it is not data.

ORA-34530: (MXPSHPOP03) You cannot *string workspace object* because it is a *string*.

ORA-34534: (MXPUTQDR01) A FILEREAD attribute list is not valid in this context.

ORA-34536: (MXRECAP00) COMMAND LOG\n -----

ORA-34538: (MXRECAP01) The format of the RECAP command is:\n RECAP [ALL | n] [string] [FILE pathname]

ORA-34540: (MXRECAP02) RECAP does not support multi-line strings.

ORA-34542: (MXRECAP03) There are no entries in the command log.

ORA-34544: (MXRECAP04) No matching commands were found.

ORA-34546: (MXRECAP05) The format of the REDO command is:\n REDO [n] [oldtext newtext [option]]

ORA-34548: (MXRECAP06) There is no occurrence *number* of '*number*' in the command.

ORA-34550: (MXRECAP07) Command number *number* is not available.

ORA-34552: (MXRECAP08) Multi-line strings cannot be used in editing the command.

ORA-34554: (MXRECAP09) The string '*number*' does not occur in the command.

ORA-34556: (MXRECAP10) Substituting *number* for *number* would cause the command to exceed the maximum command length (*number*).

ORA-34558: (MXRECAP11) The format of the REEDIT command is:\n REEDIT [n] oldtext newtext [option]

ORA-34560: (MXRECAP12) The *string* command cannot be saved in the command log by REDO or REEDIT or executed by REDO.

ORA-34562: (MXRENAME02) An object named *number* already exists in analytic workspace *string*.

ORA-34564: (MXRENAME03) The SPARSE keyword changes a named composite to unnamed. You cannot apply it to an unnamed composite.

ORA-34566: (MXRENAME04) Only integer dimensions can be named *string*.

ORA-34568: (MXRENAME05) You cannot rename *workspace object* because you do not have PERMIT rights to do it or it is readonly.

ORA-34570: (MXRENAME06) The dimension composite *workspace object* is not in analytic workspace *string*.

ORA-34572: (MXRENAME07) You cannot change *workspace object* to an unnamed composite because it is not a composite.

ORA-34574: (MXRENAME08) You cannot change *workspace object* to an unnamed composite because it has permissions attached.

ORA-34576: (MXRENAME09) You cannot change *workspace object* to an unnamed composite because there are pushed statuses associated with it.

ORA-34578: (MXRENAME10) You cannot change *workspace object* to an unnamed composite because there are no objects dimensioned by it.

ORA-34580: (MXRENAME11) You cannot change *workspace object* to an unnamed composite because there are properties associated with it.

ORA-34582: (MXRENAME12) You cannot change *workspace object* to an unnamed composite, because there is already an unnamed composite with the same base dimensions.

ORA-34584: (MXRENAME13) You cannot change *workspace object* to an unnamed composite, because it appears in the dimension list of unnamed composite *workspace object*.

ORA-34586: (MXRENAME14) You cannot change *workspace object* to an unnamed composite, because unnamed composite *workspace object* appears in its dimension list.

ORA-34588: (MXRENAME15) The object *workspace object* is not in analytic *workspace string*.

ORA-34592: (MXRENAME17) You cannot change *workspace object* to an unnamed composite, because it would cause the dependent object *workspace object* to exceed the limit for the number of named dimensions.

ORA-34594: (MXROLLUP01) *workspace object* is not a data variable.

ORA-34596: (MXROLLUP02) The data type (*string*) of *workspace object* is not INTEGER, DECIMAL, or SHORTDECIMAL.

ORA-34598: (MXROLLUP03) *workspace object* is not related to itself.

ORA-34600: (MXROLLUP04) *workspace object* is not dimensioned by *workspace object*.

ORA-34602: (MXROLLUP05) You must specify which dimension to roll up, since *workspace object* has more than one dimension.

ORA-34604: (MXROLLUP06) *workspace object* is not a relationship array.

ORA-34606: (MXROLLUP07) *workspace object* does not yield values of *workspace object*.

ORA-34608: (MXROLLUP08) *workspace object* is not dimensioned by *workspace object*.

ORA-34610: (MXROLLUP09) The relationship array *workspace object* shares the *workspace object* dimension with *workspace object*. It can only share the rollup dimension itself.

ORA-34612: (MXSHELL01) Your program or expression uses too much execution space. Eliminate recursion or reduce the levels of nesting.

ORA-34614: (MXSHOWCD00) No command was given. There is nothing to show.

ORA-34616: (MXSHOWCD01) No code is generated for the *string* command.

ORA-34618: (MXSHOWCD02) The compiled code for *workspace object* cannot be displayed because the program has been hidden.

ORA-34620: (MXSHOWCD03) No compiled code exists for *string workspace object*.

ORA-34622: (MXSHOWCD04) No text exists for *string workspace object*.

ORA-34624: (MXSORT01) Sort criterion *number* is not dimensioned by *workspace object*.

ORA-34626: (MXSORT02) You must convert WORKSHEET values to a simple data type before using them as a sort criterion.

ORA-34628: (MXSQL99) The SQL "*string*" command can only be used in a program, and it must be compiled before it can be executed.

ORA-34630: (MXSQL00) The format of the SQL DECLARE command is:\n SQL DECLARE cursor-name CURSOR FOR select-command

ORA-34632: (MXSQL01) The format of the SQL OPEN command is:\n SQL OPEN cursor-name

ORA-34634: (MXSQL02) The format of the SQL CLOSE command is:\n SQL CLOSE cursor-name

ORA-34636: (MXSQL03) The format of the SQL FETCH command is:\n SQL FETCH cursor-name [LOOP [count]] INTO :host-var [:host-var ...] [THEN filereadactions]

ORA-34637: (MXSQL11) The format of the SQL IMPORT command is:\n SQL IMPORT cursor-name INTO :host-var [:host-var ...]\n [THEN filereadactions]

ORA-34638: (MXSQL04) The format of the SQL CLEANUP command is:\n SQL CLEANUP

ORA-34639: (MXSQL05) The format of the SQL SELECT command is:\n SQL SELECT rest of select statement INTO :host-var [:host-var ...] [THEN filereadactions]

ORA-34642: (MXSQL08) The format of the SQL PREPARE command is:\n SQL PREPARE statement-name FROM non-select-command

ORA-34644: (MXSQL09) The format of the SQL EXECUTE command is:\n SQL EXECUTE statement-name

ORA-34646: (MXSQL10) The format of the SQL PROCEDURE command is:\n SQL PROCEDURE procedure-name [(parameter {, parameter})]

ORA-34647: (MXSQL18) The text expression in a CURSOR FOR TEXT declaration cannot be NA.

Cause: The text for the SELECT expression in a CURSOR FOR TEXT declaration was evaluated at compile time as NA.

Action: Specify a text expression that is not NA at the time the program containing the SQL DECLARE is compiled.

ORA-34648: (MXSQL19) The SQL command is incomplete.

ORA-34650: (MXSQL20) The SELECT command is not supported by *string*. You must declare a cursor to retrieve SQL data.

ORA-34652: (MXSQL21) The SQL command contains a syntax error.

ORA-34654: (MXSQL23) Host variable expected; use :: to escape a colon.

ORA-34656: (MXSQL24) Additional WHERE clause conditions with CURRENT OF *cursor name* syntax

Cause: A SQL UPDATE or DELETE statement tried to use the CURRENT OF *cursor name* syntax with a WHERE clause containing multiple conditions.

Action: When using the CURRENT OF *cursor name* syntax make sure it is the only condition in the WHERE clause.

ORA-34658: (MXSQL25) The words CURSOR FOR TEXT must be followed by a compile-time text expression specifying a SELECT command.

Cause: A SQL DECLARE *csr* CURSOR FOR TEXT command lacked a text expression, or the expression was otherwise invalid.

Action: Specify a single text expression that can be evaluated at compile time to yield a SELECT statement

ORA-34660: (MXSQL26) SQL cursor *string* has already been declared in this compilation.

ORA-34662: (MXSQL27) SQL statement *string* has already been prepared in this compilation.

ORA-34665: (MXSQL30) Concat dimension *workspace object* cannot be used as a target host variable. You must specify one of its leaves, and then set the concat's status from that leaf.

ORA-34666: (MXSWITCH01) Only one DEFAULT label is allowed in a SWITCH.

ORA-34668: (MXSWITCH02) The format of a DEFAULT label statement is:\n DEFAULT:

ORA-34670: (MXSWITCH03) Invalid syntax in case label expression

ORA-34672: (MXSWITCH04) The format of a CASE label statement is:\n CASE case-expression:

ORA-34674: (MXTRACE01) There is no trace in effect.

ORA-34676: (MXTRAP01) *string* is not defined as a label.

ORA-34680: (MXUPDATE03) Analytic workspace *string* is read-only. Therefore, the UPDATE command will not save changes.

ORA-34682: (MXUPDATE04) You have no attached analytic workspaces.

ORA-34684: (MXUPDATE05) All of your attached analytic workspaces are read-only. Therefore, the UPDATE command will not save changes.

ORA-34686: (MXVAR02) *string* is not a valid data type for a declarative statement.

ORA-34688: (MXVAR03) *workspace object* cannot be used as a variable or argument type because it is the name of a dimension composite.

ORA-34690: (MXWATCH01) There are no watchpoints set.

ORA-34692: (MXXEQ01) A division by zero was attempted. Set DIVIDEBYZERO to YES if you want NA to be returned as the result of division by zero.

ORA-34694: (MXXEQ02) Unsupported conversion of RELATION data was attempted.

ORA-34696: (MXXEQ03A) "*number*" is not a number.

ORA-34698: (MXXEQ03B) "*number*" is not a Boolean.

ORA-34700: (MXXEQ05) Function calls are too deeply nested to be evaluated.

ORA-34702: (MXXEQ13) "number" is not a valid number format.

ORA-34704: (MXXEQ14) "number" does not match number format "number".

ORA-34706: (MXXEQ35) value is not a valid workspace object.

ORA-34708: (MXXEQ36) value does not exist.

ORA-34710: (MXXEQ37) Positions in the product of breakout dimensions of an aggregation function cannot exceed 263.**

ORA-34712: (NAFILENAME) The expression identifying the file cannot be NA or blank.

ORA-34716: (NLSCHARSET01) The XLTTABLE method of character set conversion is no longer supported.

ORA-34718: (NLSCHARSET02) number is not a valid, installed NLS character set.

ORA-34719: (NLSCHARSET03) Character data loss in NTEXT/TEXT conversion

Cause: When character set conversion happens between TEXT and NTEXT either implicitly or explicitly, some characters are lost due to no mapping characters in the destination character set.

Action: Make sure all the characters can be mapped to destination character set or set NLS_NCHAR_CONV_EXCP to be FALSE. Note: This message is the OLAP equivalent of ORA-12713.

ORA-34720: (NLSCHARSET04) An unknown character set conversion error occurred.

ORA-34722: (NLSCHARSET05) CAUTION: Character data loss in character set conversion from string to string

Cause: Some operation required a string to be converted into a different character set, but the string contained characters that didn't exist in the new character set.

Action: Choose different character sets.

ORA-34726: (NLSCHARSET06) CAUTION: String truncated during character set conversion from string to string

Cause: Some operation required a string to be converted into a different character set. The string required more bytes in the new encoding, and exceeded some byte limit on its allowable length, causing some characters to be removed from the end of the string.

Action: If the byte limit is due to using the ID datatype, consider using the CHAR datatype instead. If the byte limit is due to the limit of 4000 bytes per line of CHAR data, break the long line up into multiple lines.

ORA-34730: (NLSCHARSET08) CAUTION: During character set conversion, some of hidden program workspace object was truncated or could not be converted.

ORA-34731: (NLSSORT01) 'number' is not a valid NLS_SORT specification.

Cause: An unrecognized NLS_SORT value was specified in the SORT command or the SORT, SORTLINES or UNIQUELINES function.

Action: Specify a supported NLS_SORT value.

ORA-34732: (NOCONSIDER) You have no current definition. Define an object or use the CONSIDER command before using the *string* command.

ORA-34738: (NOUPDATE) A severe problem has been detected. Analytic workspace operations have been disabled.

Cause: A previous fatal error has marked the session so that it cannot perform any UPDATES

Action: Start a new session

ORA-34740: (NOUPDATEDB) Because of a previous error, changes made to the *string* analytic workspace will not be saved.

ORA-34744: (NPV01) Time dimension *workspace object* has a range in status of *number* periods. The maximum range allowed for the NPV function is *number* periods.

ORA-34746: (NPV02) The interest rate in the NPV function is *number*. The value must be greater than -1.

ORA-34748: (NUMARGS1) You supplied *number* argument(s) to the *string* function. You must supply at least *number*.

ORA-34750: (NUMARGS2) The *string* function cannot have any arguments.

ORA-34752: (NUMARGS3) You supplied *number* arguments to the *string* function. It can have no more than *number* arguments.

ORA-34754: (NUMARGS4) You supplied *number* argument(s) to a function that requires at least *number*.

ORA-34756: (NUMARGS5) You supplied arguments to a function that does not take arguments.

ORA-34758: (NUMARGS6) You supplied *number* arguments to a function that can have no more than *number* arguments.

ORA-34760: (NXHANDLE01) Decimal overflow in context that is unprotected by the DECIMALOVERFLOW option. Contact Oracle OLAP technical support.

ORA-34761: (NXHANDLEALLO) A decimal overflow occurred during an ALLOCATE operation. The results are not reliable.

Cause: While performing an ALLOCATE, a decimal overflow occurred

Action: Correct the data or use a higher precision datatype

ORA-34762: (NXHANDLE02) A decimal overflow has occurred. Set DECIMALOVERFLOW to YES if you want NA to be returned as the result of a decimal overflow.

ORA-34764: (NXHANDLE03) A decimal overflow occurred during a ROLLUP operation. The results are not reliable.

ORA-34766: (NXHANDLE04) A decimal overflow occurred during an AGGREGATE operation. The results are not reliable.

ORA-34768: (NXHANDLE05) A decimal overflow occurred while parsing the AGGMAP.

ORA-34770: (OBJENG02) The object name argument to the OBJ function cannot be NA.

ORA-34772: (OBJENG03) *number* contains more than one name.

ORA-34774: (OBJENG04) '*number*' is not the name of a dimension or composite.

ORA-34776: (OBJENG05) Analytic workspace object *number* does not exist.

ORA-34778: (OBJENG06) You cannot use the OBJ function on objects in analytic workspace *string*.

ORA-34780: (OBJLIST01) Analytic workspace '*string*' is not attached.

ORA-34782: (OBJSAVE2) Analytic workspace *string* already has the maximum number of objects (65535).

ORA-34786: (OCI02) The total length of all output variables cannot be more than *number* bytes.

ORA-34796: (OCI08) SQL host variable *number* cannot be bound.

Cause: The data type of the host variable is not supported.

Action: Specify only variables of supported types as host variable names.

ORA-34798: (OCI09) OLAP OCI operation canceled.

ORA-34800: (OCI10) OLAP OCI operation returned '*string*'.

ORA-34802: (OCI11) OLAP OCI operation caused ROLLBACK past an UPDATE of an attached analytic workspace. Current operation canceled.

Cause: ROLLBACK past the UPDATE of one of the attached Analytic Workspaces was called. The current operation is aborted, and the Analytic Workspace detached.

Action: Change the called SQL procedure to avoid the ROLLBACK

ORA-34804: (OCI12) The value of SQL host variable *number* is too long. Use the WIDE keyword for columns that may exceed *number* bytes.

Cause: The host variable had a text value longer than the maximum SQL VARCHAR length

Action: Use the WIDE keyword in the host variable specification, e.g. :WIDE OLAP_object_name

ORA-34805: (OCI13) Statement *number* must have at least one host variable.

Cause: Statements prepared with DIRECT=YES must have at least one host variable.

Action: Add a host variable to the prepared statements declaration.

ORA-34806: (OCI14) Statement *number* can only be executed within an ACROSS command.

Cause: Statements prepared with DIRECT=YES must be executed in an ACROSS command.

Action: Execute the statement within an ACROSS command.

ORA-34828: (OFCENG01) You cannot specify a text dimension value for an INTEGER dimension.

ORA-34830: (OFCENG02) The *string* function cannot be applied to the dimension composite *workspace object*.

ORA-34832: (OFCENG03) *number* is not the name of a dimension or valueset.

ORA-34833: (OFCENG04) The *string* function cannot be applied to the PARTITION TEMPLATE *workspace object*.

ORA-34834: (OKUNDSS01) Analytic workspace *string* must remain current because the *workspace object* program is still executing in it.

ORA-34836: (OKUNDSS03) Analytic workspace *string* cannot be detached because a currently executing command depends upon an object (*workspace object*) it contains.

ORA-34840: (OPCREATE01) The *string* option must be declared with datatype *string*.

Cause: An attempt was made to declare the option with the wrong datatype.

Action: Declare the option with the correct datatype.

ORA-34841: (OPCREATE02) The *string* option must be declared with the READONLY attribute.

Cause: An attempt was made to declare the option without the READONLY attribute.

Action: Declare the option READONLY.

ORA-34842: (OPTWIDTH) *workspace object* must be between *number* and *number*. It cannot be *number*. Its previous value was retained.

ORA-34844: (OPUTNA00) You cannot set an option to NA. The previous value of *workspace object* was retained.

ORA-34846: (OVERRIDE01) *number*

ORA-34848: (PARSE01) The text to be parsed is NA.

ORA-34850: (PARSE02) The expression is not properly constructed.

ORA-34852: (PHASTOVC00) Unsupported type

ORA-34854: (PMTSETUP00) Permission expression for *workspace object* is invalid and will be treated as FALSE.

ORA-34856: (PMTSETUP01) Permission for *workspace object* does not have proper dimensionality of the BY expression.

ORA-34858: (PMTUPDAT01) Permission expression for *workspace object* is invalid and will not be stored.

ORA-34859: (PMTUPDAT07) Permission condition for *workspace object* contains an expression longer than *number* bytes and cannot be stored.

Cause: One of the components of the PERMIT condition was too long.

Action: Rewrite the condition to shorten it.

ORA-34860: (PMTUPDAT02) You do not have PERMIT rights for *workspace object*.

ORA-34862: (PMTUPDAT03) *workspace object* is not a dimension, so you cannot give it MAINTAIN permission.

ORA-34864: (PMTUPDAT04) A BY clause cannot be given with *string* permission for *workspace object*.

ORA-34866: (PMTUPDAT05) You cannot apply permissions to dimension composite *workspace object*. Instead, you can apply permissions to its base dimensions.

ORA-34868: (PMTUPDAT06) You cannot apply permissions to dimension alias *workspace object*. Instead, you can apply permissions to the aliased dimension.

ORA-34870: (PERMIT01) You do not have permission to read this value of *workspace object*.

ORA-34871: (PERMIT06) Session-only value '*value*' of *workspace object* has been deleted because a PERMIT change has revealed a duplicate value.

Cause: Execution of a PERMIT command revealed a permanent dimension or surrogate value having the same name as the SESSION value.

Action: If the SESSION value is still needed, add it with a different name.

ORA-34872: (PERMIT02) You do not have permission to write this value of *workspace object*.

ORA-34873: (PERMIT07) You cannot write this value of *workspace object* since it is readonly.

ORA-34874: (PERMIT03) You do not have permission to run *workspace object*.

ORA-34876: (PERMIT04) You do not have permission to read AGGMAP *workspace object*.

ORA-34877: (PERMIT05) You cannot apply permissions to concat dimension *workspace object*. Instead, you may apply permissions to its leaf dimension(s).

ORA-34880: (PPDTORDR00) DATEORDER must be YMD, YDM, MYD, MDY, DYM, or DMY.

ORA-34882: (PPENG00) The level name for *string* cannot be NA.

ORA-34884: (PPENG01) *number* does not match a PUSHLEVEL command.

ORA-34886: (PPENG02) The option *workspace object* is read-only. Since its value cannot be popped, it cannot be pushed.

ORA-34888: (PPENG03) The status list for *workspace object* is protected by the TEMPSTAT command.

ORA-34892: (PPESCCH01) The ESCAPECHAR option requires a single character.

ORA-34894: (PPESCCH02) The '*string*' character is an invalid choice for the ESCAPECHAR option.

ORA-34896: (PPMONTHS00) At least 12 month names must be given. Only *number* were provided.

Cause: There must be at least one name for each month. Not enough names were provided.

Action: Provide at least 12 names.

ORA-34897: (PPMONTHS01) Blank lines are not allowed in the MONTHNAMES option.

Cause: There is at least one blank line in the string populating the MONTHNAMES option. We do not allow blank month names.

Action: Remove the blank line(s) from the string.

ORA-34900: (PPWKDAYS00) At least 7 day names must be given. Only *number* were provided.

Cause: There must be at least one name for each day. Not enough names were provided.

Action: Make sure there are at least 7 names in the string.

ORA-34901: (PPWKDAYS01) Blank lines are not allowed in the DAYNAMES option.

Cause: There is at least one blank line in the string populating the DAYNAMES option. We do not allow blank day names.

Action: Remove the blank line(s) from the string.

ORA-34902: (PPWKDNY01) The value of WEEKDAYSNEWYEAR must be a number between 1 and 7.

ORA-34904: (VCFMT001) must be multi-line

ORA-34908: (VCFMT003) missing arg

ORA-34910: (VCFMT004) duplicate

ORA-34912: (VCFMT005) error during %p permutation

ORA-34914: (VCFMT006) non-numeric

ORA-34916: (PRMPINIT001) ->

ORA-34918: (PRMPINIT002) Continue>

ORA-34920: (PRMPINIT003) More>

ORA-34922: (PRMPINIT004) PRG>

ORA-34924: (PRMPINIT005) PRG>

ORA-34926: (PRMPINIT006) =>

ORA-34928: (PRMPINIT007) MDL>

ORA-34930: (PRMPINIT008) MDL>

ORA-34934: (PRMPINIT010) AGGMAP>

ORA-34936: (PRMPINIT011) AGGMAP>

ORA-34946: (PRMPINIT031) Press *Enter* to continue.

ORA-34956: (PRMPINIT200) exponentiate

ORA-34957: (PRMPINIT217) compare

ORA-34958: (PRMPINIT201) multiply

ORA-34959: (PRMPINIT218) compare

ORA-34960: (PRMPINIT202) divide

ORA-34961: (PRMPINIT219) compare

ORA-34962: (PRMPINIT203) add

ORA-34964: (PRMPINIT204) subtract

ORA-34966: (PRMPINIT205) compare

ORA-34968: (PRMPINIT206) compare

ORA-34970: (PRMPINIT207) compare

ORA-34972: (PRMPINIT208) compare

ORA-34974: (PRMPINIT209) compare

ORA-34976: (PRMPINIT210) compare

ORA-34978: (PRMPINIT211) compare

ORA-34980: (PRMPINIT212) compare

ORA-34982: (PRMPINIT213) AND

ORA-34984: (PRMPINIT214) OR

ORA-34986: (PRMPINIT215) NOT

ORA-34988: (PRMPINIT216) negate

ORA-34990: (PRNIMPRT01) CAUTION: *number* line(s) in a TEXT PRN file were too long. Each line was truncated to *number* bytes.

ORA-34992: (PRNIMPRT02) CAUTION: *number* field(s) in a STRUCTURED PRN or CSV file were too long. Each field was truncated to *number* bytes.

ORA-34994: (PRNIMPRT03) Unexpected EOF encountered in string while importing data.

ORA-34996: (PRNIMPRT04) Unexpected character '*character*' at end of string.

ORA-35000: (PRNRULER01) The RULER specification does not have any valid field descriptions.

ORA-35002: (PRNRULER02) Zero is not a valid repeat count.

ORA-35004: (PRNRULER03) The repeat count *number* was not followed by a field type.

ORA-35006: (PRNRULER04) The character '*character*' is not a valid field type. The valid types are A, S and T.

ORA-35008: (PRNRULER05) A field description (type *character*) did not include a field width.

ORA-35010: (PRNRULER06) The width (*number*) for an A or T field was too large. The limit is *number*.

ORA-35012: (PRNRULER07) Zero is not a valid width for an S field.

ORA-35014: (PRNRULER08) A repeat count or field width (*string*) was too large. The limit is *number*.

ORA-35016: (QFCHECK00) The analytic workspace and EIF file definitions of *workspace object* have a mismatched type.

Cause: Importing from an EIF file or LOB into an existing Analytic Workspace object failed because the definition of the existing object was too different from the definition of the object in the EIF file or LOB.

Action: Import the object into an Analytic Workspace that does not already contain an object with the same name.

ORA-35017: (QFCHECK06) The Analytic Workspace and EIF file definitions of *workspace object* have different partitioning methods.

Cause: Importing from an EIF file or LOB into an existing Analytic Workspace object failed because the definition of the existing object was too different from the definition of the object in the EIF file or LOB.

Action: Import the object into an Analytic Workspace that does not already contain an object with the same name.

ORA-35018: (QFCHECK01) The analytic workspace and EIF file definitions of *workspace object* have a mismatched data type.

Cause: Importing from an EIF file or LOB into an existing Analytic Workspace object failed because the definition of the existing object was too different from the definition of the object in the EIF file or LOB.

Action: Import the object into an Analytic Workspace that does not already contain an object with the same name.

ORA-35019: (QFCHECK07) The Analytic Workspace and EIF file definitions of *workspace object* have different partition dimensions.

Cause: Importing from an EIF file or LOB into an existing Analytic Workspace object failed because the definition of the existing object was too different from the definition of the object in the EIF file or LOB.

Action: Import the object into an Analytic Workspace that does not already contain an object with the same name.

ORA-35020: (QFCHECK02) The analytic workspace and EIF file definitions of *workspace object* have mismatched dimensioning.

Cause: Importing from an EIF file or LOB into an existing Analytic Workspace object failed because the definition of the existing object was too different from the definition of the object in the EIF file or LOB.

Action: Import the object into an Analytic Workspace that does not already contain an object with the same name.

ORA-35021: (QFCHECK08) The EIF file definition of *workspace object* has some partitions that are not present in the existing Analytic Workspace object.

Cause: Importing from an EIF file or LOB into an existing Analytic Workspace object failed because the definition of the existing object was too different from the definition of the object in the EIF file or LOB.

Action: Import the object into an Analytic Workspace that does not already contain an object with the same name.

ORA-35022: (QFCHECK03) The analytic workspace and EIF file definitions of *workspace object* have a mismatched relation.

Cause: Importing from an EIF file or LOB into an existing Analytic Workspace object failed because the definition of the existing object was too different from the definition of the object in the EIF file or LOB.

Action: Import the object into an Analytic Workspace that does not already contain an object with the same name.

ORA-35023: (QFCHECK09) The analytic workspace and EIF file definitions of *workspace object* have incompatible partition definitions.

Cause: Importing from an EIF file or LOB into an existing Analytic Workspace object failed because the definition of the existing object was too different from the definition of the object in the EIF file or LOB.

Action: Import the object into an Analytic Workspace that does not already contain an object with the same name.

ORA-35024: (QFCHECK04) The analytic workspace and EIF file definitions of *workspace object* have mismatched time dimension attributes.

Cause: Importing from an EIF file or LOB into an existing Analytic Workspace object failed because the definition of the existing object was too different from the definition of the object in the EIF file or LOB.

Action: Import the object into an Analytic Workspace that does not already contain an object with the same name.

ORA-35026: (QFCHECK05) The analytic workspace and EIF file definitions of *workspace object* have a mismatched ALIASOF dimension.

Cause: Importing from an EIF file or LOB into an existing Analytic Workspace object failed because the definition of the existing object was too different from the definition of the object in the EIF file or LOB.

Action: Import the object into an Analytic Workspace that does not already contain an object with the same name.

ORA-35028: (QFASCII00) The IMPORT command has terminated because of a defect in the EIF file.

ORA-35029: (QFPART00) The IMPORT command has terminated because of a defect in the EIF file.

ORA-35030: (QFDATA00) The IMPORT command has terminated because of a defect in the EIF file.

ORA-35031: (QFSVNS00) The IMPORT command has terminated because of a defect in the EIF file.

Cause: The EIF file contains a compressed composite with defective aggregation data.

Action: Recreate the EIF file using the NOAGGR keyword.

ORA-35032: (QFDATA01) The IMPORT command has terminated because of a defect in the EIF file.

ORA-35034: (QFDATA02) The IMPORT command has terminated because of a defect in the EIF file.

ORA-35036: (QFGETBUF00) The IMPORT command has terminated because of a defect in the EIF file.

ORA-35038: (QFGETHDR00) The IMPORT command has terminated because of a defect in the EIF file.

ORA-35040: (QFOBJECT90) The IMPORT command has terminated because of a defect in the EIF file.

ORA-35042: (QFOBJECT92) The IMPORT command has terminated because of a defect in the EIF file.

ORA-35044: (QFOBJECT93) The IMPORT command has terminated because of a defect in the EIF file.

ORA-35046: (QFOBJECT94) The IMPORT command has terminated because of a defect in the EIF file.

ORA-35048: (QFOBJECT97) The IMPORT command has terminated because of a defect in the EIF file.

ORA-35050: (QFPUTILP97) The IMPORT command has terminated because of a defect in the EIF file.

ORA-35052: (QFPUTILP98) The IMPORT command has terminated because of a defect in the EIF file.

ORA-35054: (QFPUTILP99) The IMPORT command has terminated because of a defect in the EIF file.

ORA-35056: (QFSTRING00) The IMPORT command has terminated because of a defect in the EIF file.

ORA-35058: (QFVC00) The IMPORT command has terminated because of a defect in the EIF file.

ORA-35060: (QFVC01) The IMPORT command has terminated because of a defect in the EIF file.

ORA-35062: (QFGET01) Duplicate files found for extension number *number* of EIF file *string*.

Cause: IMPORT searched the directories specified in EIFEXTENSIONPATH and found two EIF extension files with the same name (differing at most by the case used in the final name component).

Action: Delete, rename or move any files that are not to be read by IMPORT.

ORA-35066: (QFGET03) Extension number *number* is missing for EIF file *string*.

Cause: IMPORT searched the directories specified in EIFEXTENSIONPATH and could not find the appropriately numbered extension file.

Action: Move the missing file into one of the searched directories.

ORA-35070: (QFHEAD00) File *string* is not in EIF format, so you cannot import it with the EIF specification.

ORA-35071: (QFHEAD06) EIF file *string* cannot be imported because analytic workspace *string* has not been upgraded to version *string*.

Cause: User attempted to import from an EIF file that was created by a newer version of the product into an AW that was created by a older version of the product.

Action: Make sure that the compatibility mode parameter in the init.ora of the importing instance specifies a version that is at least as high as the parameter was in the exporting instance. Then, convert the AW to the latest storage format and reexecute the import command. Alternatively, change the EIFVERSION option of the exporting instance to a lower number, recreate the EIF file, and import the new file.

ORA-35074: (QFHEAD02) EIF file *string* cannot be read by this version of *string*.

Cause: The EIF file was created with an internal version number indicating it may contain objects that are not compatible with the current Oracle OLAP version, or the EIF file is in an obsolete format.

Action: If possible, set EIFVERSION in the exporting instance to a lower number, recreate the EIF file, and import the new file.

ORA-35076: (QFHEAD04) CAUTION: The textual data in EIF file *string* is encoded in a character set that is not recognized by this version of *string*.

Cause: IMPORT could not recognize the character set specification in the EIF file.

Action: Check the imported text data. If it was not imported correctly, recreate the EIF file with a character set supported by the current Oracle version.

ORA-35078: (QFHEAD05) An EIF extension file header for *string* is not in the correct format.

Cause: An EIF extension file in multi-file IMPORT did not contain correct header information.

Action: Check to be sure that EIFEXTENSIONPATH is set correctly and that all the extension files for the current IMPORT were created by the same EXPORT command as the main EIF file.

ORA-35080: (QFOBJECT01) You cannot rename dimensions when you import them. The *string* dimension cannot be imported as *string*.

ORA-35082: (QFOBJECT02) You cannot import changes to the *workspace object* program now, because it is currently executing.

ORA-35084: (QFOBJECT06) CAUTION: *string* is being imported. However, this is a reserved word, so you must rename the new object before you can use it.

ORA-35086: (QFOBJECT07) " *number* dimension values "

ORA-35087: (QFOBJECT09) *number*\nInvalid

ORA-35088: (QFOBJECT08) " *number* dimension value combinations "

ORA-35090: (QFPARSE00) The object *string* cannot be imported because it does not exist in the EIF file.

ORA-35092: (QFPARSE01) You cannot import the object *string* into both *string* and *string* at the same time. To import an object into two different analytic workspaces, use two separate IMPORT commands with different INTO arguments.

ORA-35094: (QFPARSE02) The object *string* cannot be imported into analytic workspace *string* because an object named *string* already exists in analytic workspace *string*. To force a new *string* to be created, use an INTO argument on the IMPORT command.

ORA-35095: (QFSVNS01) One or more imported values of fixed-width dimension *workspace object* have been truncated.

Cause: The data in the EIF file was exported from a dimension with wider values than the target dimension will accommodate.

Action: Change the definition of the target dimension, or check to be sure that multiple values from the target dimension have not become identical during the import process. This could cause data loss as data from later dimension values overstores data imported earlier.

ORA-35096: (QUAFEOF) An unexpected end-of-file occurred in the EIF file. Check to make sure you have all the imported data that you expected.

ORA-35098: (RDPOW01) You cannot raise zero to a negative power.

ORA-35100: (RDPOW02) You cannot raise a negative number to a non-integer power.

ORA-35102: (READONLY00) The option *workspace object* is read-only. Its previous value was retained.

ORA-35104: (REALDTOK01) "*string*" is not a number.

ORA-35106: (REGRESS00) The regression was not calculated because of a linear relationship between your independent variables.

Cause: The values of the specified independent variables are not independent. For example, one may be a multiple of the other.

Action: Chose independent variables whose values are truly independent of one another.

ORA-35108: (REGRESS01) The number of non-NA observations with weights greater than zero (*number*) is too small to calculate a regression.

ORA-35110: (REGRESS02) The number of independent variables cannot exceed *number*.

ORA-35112: (REGRESS03) Regression Analysis

ORA-35114: (REGRESS04) Dependent Variable:

ORA-35116: (REGRESS05) WEIGHTBY Variable:

ORA-35118: (REGRESS06) Regressor

ORA-35120: (REGRESS07) Coefficient

ORA-35122: (REGRESS08) Std. Error

ORA-35124: (REGRESS09) T-ratio

ORA-35126: (REGRESS10) Corrected R-square

ORA-35128: (REGRESS11) F-Statistic (%1 %2)

ORA-35130: (REGRESS12) Number of observations

ORA-35132: (REGRESS13) Standard error of estimate

ORA-35134: (RGACCUM01) A weighted regression cannot be calculated if any of the weights specified is less than zero.

ORA-35136: (RGINFO00) There is no saved regression information for the INFO function to retrieve.

ORA-35138: (RPACROSS01) You must specify dimension values if you use *string* in an ACROSS phrase.

ORA-35140: (RPACROSS02) ACROSS must be followed by the name of a dimension or an expression with one dimension.

ORA-35142: (RPCOLUMN01) Multiple ACROSS phrases specifying the same dimension (*workspace object*) cannot be given for the same column.

ORA-35144: (RPFORMAT01) The value of the *string* attribute in column *number* is NA.

ORA-35146: (RPFORMAT02) The value of the *string* attribute in column *number* is negative.

ORA-35148: (RPFORMAT03) The value of the *string* attribute in column *number* is zero.

ORA-35150: (RPFORMAT04) The INDENT value for column *number* equals or exceeds the WIDTH.

ORA-35152: (RPFORMAT05) Column *number* extends past the maximum length (*number*) of a report line.

ORA-35154: (RSEXECUT01) The *string* function can only be used in a ROW or REPORT command.

ORA-35156: (RSEXECUT02) An argument to *string* was NA.

ORA-35158: (RSEXECUT03) Column index *number* in *string* is before the first or after the last report column.

ORA-35160: (RSEXECUT04) Totaling level index *number* in *string* is not between 1 and 256.

ORA-35162: (RSEXECUT05) The column number (*number*) in *string* must be greater than zero.

ORA-35164: (RSEXECUT06) An argument (*number*) to *string* must be zero or greater.

ORA-35166: (SIGENG01) *string*

ORA-35168: (SIGENG02) (*number*) Contact the administrator of your *string* application.

ORA-35170: (SIGENG03) The "errorname" argument to the SIGNAL command is NA.

ORA-35171: you may not signal error number *string* with the SIGNAL command
Cause: The user attempted to explicitly signal an invalid error number with the OLAP DML SIGNAL command

Action: Signal another error number

ORA-35172: (SNCHILD01) There is duplicate information beginning at *string*, or this information conflicts with a keyword.

ORA-35174: (SNSYN100) The word *string* must be followed by a name.

ORA-35176: (SNSYN101) The format of the AGGMAPINFO function is:\n \n AGGMAPINFO(aggmap-name { RELATIONS | NUMRELS | AGGINDEX | STORE | SHARE | FCACHE | MAPTYPE | { RELATION | PRECOMPUTE | STATUS } expression})

ORA-35178: (SNSYN102) The format of the INFILE command is:\n \n INFILE {EOF | filename} [NOW] [NLS_CHARSET name] [TABEXPAND expression]

ORA-35180: (SNSYN103) The format of the OUTFILE command is:\n \n OUTFILE [APPEND] {EOF | TRACEFILE | filename [NOCACHE] [NLS_CHARSET name]}

Cause: The user specified incorrect syntax for the OUTFILE command.

Action: n/a

ORA-35182: (SNSYN104) The format of the WKSDATA function is:\n \n WKSDATA(worksheetname)

ORA-35184: (SNSYN105) The dimension name (*string*) must be followed by one of these keywords: TO, KEEP, ADD, REMOVE, COMPLEMENT, SORT, or INSERT.

ORA-35186: (SNSYN106) The word *string* must be followed by an argument such as a dimension value.

ORA-35188: (SNSYN107) The word *string* must be followed by an expression.

ORA-35190: (SNSYN108) The TOP or BOTTOM value (*string*) must be followed by the keyword BASEDON or PERCENTOF and an expression.

ORA-35192: (SNSYN109) The dimension name must be followed by a sort order (A or D) and a sort criterion expression.

ORA-35194: (SNSYN110) The format of the INFO function is:\n \n INFO({FORECAST | PARSE | REGRESS | MODEL} choice [index1 [index2 ...]])

ORA-35196: (SNSYN111) The format of the CHARLIST function is:\n \n CHARLIST(expression [dimension1 [dimension2 ...]])

ORA-35198: (SNSYN112) The dimension name (*string*) must be followed by one of these keywords: ADD, BULKRENAME, DELETE, MERGE, MOVE, or RENAME.

ORA-35200: (SNSYN113) An angle bracket (>) is missing after *string*.

ORA-35202: (SNSYN114) A right parenthesis or an operator is expected after *string*.

ORA-35204: (SNSYN115) A label is missing after *string*.

ORA-35206: (SNSYN116) The word UNION must be followed by a parenthesized list of LIST clauses.

ORA-35208: (SNSYN117) An expression, SKIP, <, or ACROSS must follow '*string*', or this expression conflicts with a keyword.

ORA-35210: (SNSYN118) A colon (:) is required after an ACROSS phrase.

ORA-35212: (SNSYN119) The format of the UNRAVEL function is:\n \n UNRAVEL(expression [dimension1 [dimension2 ...]])

ORA-35214: (SNSYN120) The format of the COMPILE command is:\n \n COMPILE name [THREADS #]

ORA-35216: (SNSYN121) The fileunit (*string*) must be followed by an attribute (such as DATE) and a new value for the attribute.

ORA-35218: (SNSYN122) The format of LEAD and the LAG functions is:\n \n function(time-series nperiods time-dimension [STATUS | NOSTATUS])

ORA-35220: (SNSYN123) The format of the EXISTS function is:\n \n EXISTS(text-expression)

ORA-35222: (SNSYN135) The format of the EXTCHARS function is:\n \n EXTCHARS(text-expression [start [length]])

ORA-35224: (SNSYN136) The format of the EXTLINES function is:\n \n EXTLINES(text-expression [start [length]])

ORA-35226: (SNSYN137) The format of the FINDCHARS function is:\n \n FINDCHARS(search-text find-text [start [LINENUM]])

ORA-35228: (SNSYN138) The format of the FINDLINES function is:\n \n FINDLINES(search-text find-text)

ORA-35230: (SNSYN139) The format of the JOINCHARS function is:\n \n JOINCHARS(text-expression1 text-expression2 ...)

ORA-35232: (SNSYN140) The format of the JOINLINES function is:\n \n JOINLINES(text-expression1 text-expression2 ...)

ORA-35234: (SNSYN141) The format of the NUMCHARS function is:\n \n NUMCHARS(text-expression)

ORA-35236: (SNSYN142) The format of the NUMLINES function is:\n \n NUMLINES(text-expression)

ORA-35238: (SNSYN143) The format of the UPCASE function is:\n \n UPCASE(text-expression)

ORA-35240: (SNSYN144) The format of the TEXTFILL function is:\n \n TEXTFILL(text-expression width)

ORA-35242: (SNSYN145) The format of the INSCARS function is:\n \n INSCARS(text-expression characters [after-position])

ORA-35244: (SNSYN146) The format of the INSLINES function is:\n \n INSLINES(text-expression newtext [after-expression])

ORA-35246: (SNSYN147) The format of the REMCHARS function is:\n \n REMCHARS(text-expression start [length])

ORA-35248: (SNSYN148) The format of the REMLINES function is:\n \n REMLINES(text-expression start [length])

ORA-35250: (SNSYN149) The format of the REPLCHARS function is:\n \n REPLCHARS(text-expression characters [start-position])

ORA-35252: (SNSYN150) The format of the REPLINES function is:\n \n REPLINES(text-expression newtext [start-line])

ORA-35254: (SNSYN151) The format of the SORTLINES function is:\n \n SORTLINES(text-expression [A | D] [nls_sort [sort-exp]])

ORA-35256: (SNSYN152) The format of the INLIST function is:\n \n INLIST(text-master text-sublist)

ORA-35258: (SNSYN153) The format of the BLANKSTRIP function is:\n \n BLANKSTRIP(text-expression [LEADING | TRAILING | BOTH])

ORA-35260: (SNSYN154) The format of the ARG function is:\n \n ARG(n) \nwhere "n" specifies the number of the argument to be returned.

ORA-35262: (SNSYN155) The format of the QUAL function is:\n \n QUAL(expression dimension1 dimvalue [dimension2 dimvalue ...])

ORA-35264: (SNSYN156) The format of the ARGFR function is:\n \n ARGFR(start-arg-no)

ORA-35266: (SNSYN157) The format of the CONVERT function is:\n \n CONVERT(expression datatype [options])

ORA-35268: (SNSYN158) The format of the OBJ function is:\n \n OBJ(choice ['name']) or OBJ(choice [text-expression])

ORA-35270: (SNSYN159) The format for this type of aggregation function is:\n \n function(expression [[STATUS] dimensions])

ORA-35272: (SNSYN161) The ROWTOTALS attribute must immediately precede an ACROSS keyword.

ORA-35274: (SNSYN162) The first argument to GET must be a data type or the name of a dimension optionally preceded by the word NEW or VALID.

ORA-35276: (SNSYN163) The format of the ALLOCATE command is:\n \n ALLOCATE varname [SOURCE svarname] [BASIS bvarname [ACROSS dimname]] [TARGET tvarname [TARGETLOG logvarname]] [USING aggmap]
Cause: The user used incorrect syntax for the ALLOCATE command.

Action: Correct the calling syntax.

ORA-35278: (SNSYN164) A right parenthesis (]) is missing after "string".

ORA-35280: (SNSYN165) The format of the AGGREGATE command is:\n \n AGGREGATE varname1 [varname2 varname3 ...] [USING aggmap-name] [COUNTVAR intvar-name1 [intvar-name2 intvar-name3 ...]] [FUNCDATA] [FORCEORDER] [PARALLEL #] [{FROM|FROMVAR} fromname [, fromname2 ...]]
Cause: The user used incorrect syntax for the AGGREGATE command.

Action: Correct the calling syntax.

ORA-35282: (SNSYN166) The format of the AGGREGATE function is:\n \n AGGREGATE(varname [USING aggmap-name] [COUNTVAR intvar-name] [FORCECALC] [FORCEORDER] [{FROM|FROMVAR} fromname [, fromname2 ...]])

Cause: The user used incorrect syntax for the AGGREGATE function.

Action: Correct the calling syntax.

ORA-35284: (SNSYN167) The format of the IRR function is:\n \n IRR(cashflows time-dimension)

ORA-35286: (SNSYN168) The format of the NPV function is:\n \n NPV(cashflows discount-rate time-dimension)

ORA-35288: (SNSYN169) The format of a moving function is:\n \n function(expression, start, stop, stepsize, dimension)

ORA-35290: (SNSYN170) The format of the CUMSUM function is:\n \n CUMSUM(expression [STATUS] dimension [resetdimension])

ORA-35292: (SNSYN171) The format of the ISVALUE function is:\n \n ISVALUE(dimension expression)

ORA-35294: (SNSYN173) The format of the STATLEN function is:\n \n STATLEN(dimension)

ORA-35296: (SNSYN174) The format of the STATLIST function is:\n \n STATLIST(dimension [INTEGER] [width])

ORA-35298: (SNSYN175) The format of the STATFIRST function is:\n \n STATFIRST(dimension)

ORA-35300: (SNSYN176) The format of the STATLAST function is:\n \n STATLAST(dimension)

ORA-35302: (SNSYN177) The format of the STATMIN function is:\n \n STATMIN(dimension)

ORA-35304: (SNSYN178) The format of the STATMAX function is:\n \n STATMAX(dimension)

ORA-35306: (SNSYN179) The format of the STATVAL function is:\n \n STATVAL(dimension nth-value-to-find [INTEGER])

ORA-35308: (SNSYN180) The format of the STATRANK function is:\n \n STATRANK(dimension [dimension-value])

ORA-35310: (SNSYN181) The format of the INSTAT function is:\n \n INSTAT(dimension dimension-value)

ORA-35312: (SNSYN182) The format of the COLVAL function is:\n \n COLVAL(column-number)

ORA-35314: (SNSYN183) The format of the RUNTOTAL function is:\n \n RUNTOTAL(subtotal-number)

ORA-35316: (SNSYN184) The format of the SUBTOTAL function is:\n \n SUBTOTAL(subtotal-number)

ORA-35318: (SNSYN185) The format of the INTPART function is:\n \n INTPART(expression)

ORA-35320: (SNSYN186) The format of the SQRT function is:\n \n SQRT(expression)

ORA-35322: (SNSYN187) The format of the LOG function is:\n \n LOG(expression)

ORA-35324: (SNSYN188) The format of the LOG10 function is:\n \n LOG10(expression)

ORA-35326: (SNSYN189) The format of the ABS function is:\n \n ABS(expression)

ORA-35328: (SNSYN190) The format of the REM function is:\n \n REM(expression1 expression2)

ORA-35330: (SNSYN191) The format of the MIN function is:\n \n MIN(expression1 expression2)

ORA-35332: (SNSYN192) The format of the MAX function is:\n \n MAX(expression1 expression2)

ORA-35334: (SNSYN194) The format of the VALUE function is:\n \n VALUE()

ORA-35336: (SNSYN195) The format of the FILEOPEN function is:\n \n FILEOPEN(filename-expression {READ | WRITE | APPEND} [BINARY] [NLS_CHARSET name])

ORA-35338: (SNSYN196) The format of the FILEGET function is:\n \n FILEGET(fileunit [LENGTH n])

ORA-35340: (SNSYN197) The format of the FILEQUERY function is:\n \n FILEQUERY({fileunit-number | filename-expression} attribute)

ORA-35342: (SNSYN198) The format of the SYSVAR function is:\n \n SYSVAR(system-variable-name)

ORA-35344: (SNSYN199) The format of the VALUES function is:\n \n VALUES(dimension [STATUS | NOSTATUS] [INTEGER])

ORA-35346: (SNSYN201) The format of the LOWERCASE function is:\n \n LOWERCASE(text-expression)

ORA-35348: (SNSYN202) Invalid format for the FORECAST command.

ORA-35349: (SNSYN203) The format of the BASEVAL function is:\n \n BASEVAL(concat-dimension)

ORA-35350: (SNSYN206) The format of the KEY function is:\n \n KEY(conjoint-dimension, base-dimension)

ORA-35351: (SNSYN204) The format of the BASEDIM function is:\n \n BASEDIM(concat-dimension [LEAF])

ORA-35352: (SNSYN207) The format of the COMSET command is:\n \n COMSET TYPE SOCKET

ORA-35353: (SNSYN205) The format of the MDQUERY function is:\n \n MDQUERY(object-type, schema-name, object-name [, refresh | norefresh])

ORA-35354: (SNSYN208) The format of the COMSET function is:\n \n COMSET(TYPE)

ORA-35355: (SNSYN209) Invalid format for the AW command.

ORA-35356: (SNSYN210) The format of the NUMTODSINTERVAL function is:\n \n NUMTODSINTERVAL(number, day | hour | minute | second)

ORA-35357: (SNSYN211) The format of the NUMTOYMINTERVAL function is:\n \n NUMTOYMINTERVAL(number, year | month)

ORA-35358: (SNSYN214) The format of the NAFILL function is:\n \n NAFILL(source-exp, fill-exp)

ORA-35360: (SNSYN215) The format of the FILENEXT function is:\n \n FILENEXT(fileunit)

ORA-35362: (SNSYN216) The format of the RECNO function is:\n \n RECNO(fileunit)

ORA-35364: (SNSYN217) The format of the ROUND function is:\n \n ROUND(expression1 [, expression2])

ORA-35366: (SNSYN218) The format for exporting an expression is "expression AS name" or "SCATTER AS namevar [TYPE typevar]".

ORA-35368: (SNSYN219) The format of the ROW function is:\n \n ROW(list-of-column-descriptions)

ORA-35370: (SNSYN220) The format of the AW function is:\n \n AW(subfunction [, analytic workspace-name-expression])

ORA-35372: (SNSYN221) The format of the OBJLIST function is:\n \n OBJLIST[(analytic workspace-list-expression)]

ORA-35374: (SNSYN222) The format of the UNIQUELINES function is:\n \n UNIQUELINES(text-expression [nls_sort [sort-exp]])

ORA-35376: (SNSYN223) The format of the JOINCOLS function is:\n \n JOINCOLS(text-expression1 [, text-expression2 ...])

ORA-35378: (SNSYN224) The format of the EXTCOLS function is:\n \n EXTCOLS(text-expression [start [length]])

ORA-35380: (SNSYN225) The format of the REMCOLS function is:\n \n REMCOLS(text-expression, start [, length])

ORA-35382: (SNSYN226) The format of the REPLCOLS function is:\n \n REPLCOLS(text-expression, overlay-expression [, start-position])

ORA-35384: (SNSYN227) The format of the INSCOLS function is:\n \n INSCOLS(text-expression, insert-expression [, after-position])

ORA-35386: (SNSYN228) The format of MCALC is:\n \n MCALC(expression [ALWAYS] [SCREENBY expr] \n [method [OF] member-expr [WEIGHTBY expr] ...])

ORA-35388: (SNSYN229) The format of the DDOF function is:\n \n DDOF(expression)

ORA-35390: (SNSYN230) The format of the MMOF function is:\n \n MMOF(expression)

ORA-35392: (SNSYN231) The format of the YYOF function is:\n \n YYOF(expression)

ORA-35394: (SNSYN232) The format of the DAYOF function is:\n \n DAYOF(expression)

ORA-35396: (SNSYN233) The format of the SIN function is:\n \n SIN(expression)

ORA-35398: (SNSYN234) The format of the COS function is:\n \n COS(expression)

ORA-35400: (SNSYN235) The format of the MAKEDATE function is:\n \n MAKEDATE(year month day)

ORA-35402: (SNSYN236) The format of the ANTILOG function is:\n \n ANTILOG(expression)

ORA-35404: (SNSYN237) The format of the ANTILOG10 function is:\n \n ANTILOG10(expression)

ORA-35406: (SNSYN238) The format of the ROLLUP command is:\n \n ROLLUP variable [OVER dimension] [USING relationship]

ORA-35408: (SNSYN239) The format of the STARTOF function is:\n \n STARTOF(expression)

ORA-35410: (SNSYN240) The format of the ENDOF function is:\n \n ENDOF(expression)

ORA-35412: (SNSYN241) The format of the BEGINDATE function is :\n \n BEGINDATE(time-dimension-value)

ORA-35414: (SNSYN242) The format of the ENDDATE function is :\n \n ENDDATE(time-dimension-value)

ORA-35416: (SNSYN243) The format of the TCONVERT function is:\n \n TCONVERT(expression time-dimension method [method])

ORA-35418: (SNSYN244) The format of the FILEERROR function is:\n \n FILEERROR(TYPE | POSITION | WIDTH | VALUE | DIMENSION | RESET)

ORA-35420: (SNSYN245) The format of a payment or interest function is:\n \n FUNCTION(principal, rate, num-payments [time-dimension])

ORA-35422: (SNSYN246) The format of the DEPRSL function is:\n \n DEPRSL(beg-val, end-val, num-pds, [FULL | HALF | exp, [time-dim]])

ORA-35424: (SNSYN247) The format of DEPRDECL is:\n \n DEPRDECL(beg, end, num-pds, [decl-factor,\n [FULL | HALF | exp, [time dim]])

ORA-35426: (SNSYN248) The format of the DEPRSOYD function is:\n \n DEPRSOYD(beg-val, end-val, num-pds, [FULL | HALF | exp, [time-dim]])

ORA-35428: (SNSYN249) The format of the GROWRATE function is:\n \n GROWRATE(expression [time dim])

ORA-35430: (SNSYN250) The format of the NORMAL function is:\n \n NORMAL(mean, standard-deviation)

ORA-35432: (SNSYN251) The format of DEPRDECLSW is:\n \n DEPRDECLSW(beg-val, end-val, num-pds, [decl-factor,\n FULL | HALF | exp, [sw-pd, [time dim]])

ORA-35434: (SNSYN265) Invalid format for CHGDFN command.

ORA-35436: (SNSYN267) The format of the WEEKOF function is:\n \n WEEKOF(expression)

ORA-35438: (SNSYN268) The format of the PERMIT command is: \n \n PERMIT READ | WRITE | MAINTAIN | PERMIT [WHEN bool-exp [BY bool-exp]]

ORA-35440: (SNSYN269) The format of the PERMITRESET command is: \n \n PERMITRESET [name] [READ | WRITE]

ORA-35442: (SNSYN270) The format of the PROPERTY command is: \n \n PROPERTY {prop-name [, value] | {DELETE {ALL | prop-name}}}

ORA-35444: (SNSYN271) The format of the TRANSLATEBYTES function is: \n \n TRANSLATEBYTES(text 256-char-table)

ORA-35446: (SNSYN274) The format of the LIMIT function is: \n \n LIMIT(limit arguments)

ORA-35448: (SNSYN276) The keyword USING must be followed by a dimension list in angle brackets .

ORA-35450: (SNSYN277) The format of the CHANGECHARS function is: \n \n CHANGECHARS(text-expr oldtext newtext [num-to-change] [UPCASE])

ORA-35456: (SNSYN281) The word *string* must be followed by an unsigned number.

ORA-35458: (SNSYN282) The format of the ARCSIN function is: \n \n ARCSIN(expression)

ORA-35460: (SNSYN283) The format of the ARCTAN function is: \n \n ARCTAN(expression)

ORA-35462: (SNSYN284) The format of the COSH function is: \n \n COSH(expression)

ORA-35464: (SNSYN285) The format of the SINH function is: \n \n SINH(expression)

ORA-35466: (SNSYN286) The format of the TANH function is: \n \n TANH(expression)

ORA-35468: (SNSYN287) The format of the TAN function is: \n \n TAN(expression)

ORA-35470: (SNSYN288) The format of the ARCCOS function is: \n \n ARCCOS(expression)

ORA-35472: (SNSYN301) The format of the MAXCHARS function is: \n \n MAXCHARS(text-expression)

ORA-35474: (SNSYN305) The format of the STATALL function is: \n \n STATALL(dimension)

ORA-35476: (SNSYN306) The format of the EXTBYTES function is: \n \n EXTBYTES(text-expression [start [length]])

ORA-35478: (SNSYN307) The format of the FINDBYTES function is: \n \n FINDBYTES(search-text find-text [start [LINENUM]])

ORA-35480: (SNSYN308) The format of the JOINBYTES function is: \n \n JOINBYTES(text-expression1 text-expression2 ...)

ORA-35482: (SNSYN309) The format of the NUMBYTES function is:\n \n
NUMBYTES(text-expression)

ORA-35484: (SNSYN310) The format of the INSBYTES function is:\n \n
INSBYTES(text-expression bytes [after-position])

ORA-35486: (SNSYN311) The format of the REMBYTES function is:\n \n
REMBYTES(text-expression start [length])

ORA-35488: (SNSYN312) The format of the REPLBYTES function is:\n \n
REPLBYTES(text-expression bytes [start-position])

ORA-35490: (SNSYN313) The format of the CHANGEBYTES function is:\n \n
CHANGEBYTES(text-expression oldtext newtext [number-to-change])

ORA-35492: (SNSYN314) The format of the MAXBYTES function is:\n \n
MAXBYTES(text-expression)

ORA-35494: (SNSYN315) The word ACROSS must be followed by a dimension name.

ORA-35496: (SNSYN316) The format of the FILTERLINES function is:\n \n
FILTERLINES(source-exp, filter-exp)

ORA-35498: (SNSYN318) The format of the DBGOUTFILE command is:\n \n
DBGOUTFILE [APPEND] {EOF | filename [NOCACHE]}

ORA-35500: (SNSYN319) The format of the OBSCURE function is:\n \n
OBSCURE
({HASH | HIDE | UNHIDE} seed-text, input-text)

ORA-35502: (SNSYN324) INSERT must be followed by FIRST, LAST, BEFORE dimension-value, or AFTER dimension-value.

ORA-35504: (SNSYN325) Invalid format for IMPORT command.

ORA-35510: (SNSYN330) The format of the CATEGORIZE function is:\n \n
CATEGORIZE(expression {group literal list | group expression})

ORA-35512: (SNSYN331) The format of the CORRELATION function is:\n \n
CORRELATION(expression1, expression2, method, [BASEDON dimension1
[dimension2 ...]])

ORA-35514: (SNSYN332) The format of the MODE function is:\n \n
MODE(expression, BASEDON dimension)

ORA-35516: (SNSYN333) The format of the PERCENTAGE function is:\n \n
PERCENTAGE(expression [BASEDON dimension1 [dimension2 ...]])

ORA-35518: (SNSYN334) The format of the RANK function is:\n \n
RANK(expression, method, BASEDON dimension)

ORA-35520: (SNSYN335) The format of the SMOOTH function is:\n \n
SMOOTH(expression, method, parameters [BASEDON dimension1
[dimension2 ...]])

ORA-35522: (SNSYN336) The format of the NLSITEMS function is:\n \n NLSITEMS({LANGUAGE | TERRITORY})

ORA-35524: (SNSYN337) The format of the NLSAVAIL function is:\n \n NLSAVAIL({LANGUAGE | TERRITORY} itemname)

ORA-35526: (SORTENG10A) The expression for TOP or BOTTOM has a value of NA.

ORA-35528: (SORTENG10B) In the TOP or BOTTOM phrase, you requested a negative number of dimension values (*number*).

ORA-35529: (SORTENG10D) You cannot sort more than $2^{31} - 1$ values.

ORA-35530: (SORTENG10C) You cannot specify a percentage greater than 100 or less than 0. You requested *number*.

ORA-35532: (SPSFILE1) The file you specified is not in *string* format.

ORA-35534: (SPSFILE2) *string* files require worksheets with only two dimensions.

ORA-35536: (SPSFILE3) PRN files require worksheets with only two dimensions.

ORA-35538: (SPSIDIF01) A record (*string*) that was not in DIF format was read while importing file *string*.

ORA-35540: (SPSIWKS1) An unexpected end-of-file occurred in spreadsheet file *string*. Check your data to make sure you imported all you expected.

ORA-35542: (SPSRREC01) An unexpected end-of-file occurred while importing file *string*. Check your data to make sure you imported all you expected.

ORA-35544: (SQA03) The SQL data in column *number* of your fetch statement cannot be converted to type *string*.

ORA-35548: (SQCGEXE01) SQL statement-name '*string*' has not been prepared in the current program.

ORA-35550: (SQCGOPN01) SQL cursor '*string*' has not been declared in the current program.

ORA-35554: (SQCSRNAM00) SQL cursor name '*number*' has an invalid length of *number*. A cursor name must have a length of 1 to 18 bytes, inclusive.

ORA-35556: (SQCSRNAM01) SQL cursor name '*number*' has an invalid first character. Use a-z, @, # or \$.

ORA-35558: (SQCSRNAM02) SQL cursor name '*number*' contains an invalid character. Use a-z, 0-9, @, #, \$ and _.

ORA-35559: (SQCSRNAM03) SQL cursor name cannot be INTO.

ORA-35560: (SQGETCD01) Conjoint dimension *workspace object* cannot be an input host variable. You can use the current values of its bases via the KEY function.

ORA-35561: (XSRWLD01) Object *workspace object* is not a valid target.

Cause: An invalid object was specified as a target.

Action: Choose a valid object as a target.

ORA-35562: (SQLIMP01) The SQL IMPORT command will produce *number* columns of output, but you have provided *number* host variables in your INTO clause.

Cause: The expression is the source query do not match the targets in the INTO clause.

Action: Make sure the the expressions in the source query match the targets in the INTO clause.

ORA-35563: (XSRWLD17) Multiple values exist for an attribute of this dimension member.

Cause: Multiple source table rows containing different values for a dimension attribute were found. Only the first of the multiple rows has been loaded.

Action: Fix the mapping or remove the rows with conflicting attribute values.

ORA-35564: (XSRWLD02) Cannot convert from the *string* type to the *string* type.

Cause: Conversion from source to target is not allowed

Action: Choose a different target datatype

ORA-35565: (XSRWLD03) For object *workspace object* only APPEND, MATCH or ASSIGN may be used.

Cause: An incorrect setting was applied to the target

Action: For DIMENSIONs use APPEND or MATCH, for SURROGATEs use ASSIGN.

ORA-35566: (XSRWLD04) Object *workspace object* cannot be used with QDRs

Cause: A QDR was placed on a target dimension

Action: Remove the QDR on the target dimension

ORA-35568: (SQLIMP03) The datatype of variable *number* should be INTEGER, LONGINTEGER or SHORTINTEGER.

Cause: The target variable was not INTEGER, LONGINTEGER or SHORTINTEGER.

Action: The target variable must be INTEGER, LONGINTEGER or SHORTINTEGER.

ORA-35569: (XSRWLD05) An error was encountered in converting data *string* to *string* in column *number*.

Cause: The data could not be converted to the target datatype.

Action: Ensure the source data is valid for the target datatype.

ORA-35570: (XSRWLD06) A column value is not a valid member of its target dimension.

Cause: The source value for a dimension is not an existing member of the dimension.

Action: Ensure the column value is an existing member of its target dimension.

ORA-35571: (XSRWLD07) The maximum number of load errors has occurred. No changes from this step were committed to the database.

Cause: The number of load errors exceeded the specified maximum.

Action: Fix the load errors, or increase the maximum number allowed and rerun the load.

ORA-35572: (XSRWLD08) A column value is not a valid member of its related dimension.

Cause: The source data for a relation is not a member of the related dimension.

Action: Ensure the source data is a valid member of the related dimension.

ORA-35573: (XSRWLD09) An incoming dimension value is null.

Cause: A source value for a dimension is null.

Action: Ensure the source data for the dimension is not null.

ORA-35574: (SQLOUT02) SQL cursor '*number*' is not known in the current logical unit of work.

ORA-35575: (SQLOUT04) The *string* command will produce *number* columns of output, but you have provided *number* host variables in your INTO clause.

ORA-35576: (SQLOUT09) SQL cursor '*number*' is not open.

ORA-35577: (SQLOUT10) SQL cursor '*number*' has already been declared with a different SELECT statement.

ORA-35578: (SQLOUT11) SQL cursor '*number*' cannot be used with CURRENT OF *cursor name* syntax

Cause: The CURRENT OF *cursor* syntax in the WHERE clause tried to use a cursor that was not declared with the FOR UPDATE [of *column name*] SQL syntax.

Action: Add the FOR UPDATE [OF *column name*] SQL syntax to the cursor specified.

ORA-35579: (SQLOUT12) SQL cursor '*number*' has already been opened.

ORA-35580: (XSRWLD10) An incoming column contains a data type mismatch.

Cause: The data could not be converted to the target datatype.

Action: Ensure the source data is valid for the target datatype.

ORA-35581: (XSRWLD11) You do not have permission to write this value of the target.

Cause: You do not have sufficient permissions to write to the specified target.

Action: Ask the owner of the schema or OLAP DBA to grant you sufficient permissions.

ORA-35582: (XSRWLD12) Cannot change the level of dimension member "*number*" from "*number*" to "*number*" within a single load.

Cause: A dimension member is mapped to more than one level.

Action: Change the mapping so that each dimension member is mapped to only one level.

ORA-35583: (XSRWLD13) Cannot change the level of a dimension member within a single load.

Cause: A dimension member is mapped to more than one level.

Action: Change the mapping so that each dimension member is mapped to only one level.

ORA-35584: (SQLOUT17) The *string* procedure requires *number* parameters.

ORA-35585: (XSRWLD14) This SQL query generated rejected records.

Cause: Rejected records were generated by this query.

Action: Locate the records that were rejected and resolve the rejection (for example, data, mapping, and so on).

ORA-35586: (SQLOUT19) The parameter list passed to the procedure is syntactically incorrect.

ORA-35587: (SQLOUT20) The nesting of table functions and SQL commands has exceeded the maximum of *number* levels.

Cause: The nesting of table functions with the PREDMLCMD token populated with an OLAP DML expression that use the embedded SQL support to access another table function which contains a table functions with the PREDMLCMD token filled in with an OLAP DML expression that uses the embedded SQL support.

Action: Reduce the level of nesting between table functions and OLAP DML embedded SQL support.

ORA-35588: (XSRWLD15) Cannot change the parent of existing dimension member "*number*" from "*number*" to "*number*" in LOAD RETAIN mode.

Cause: An attempt was made to change the parent of an existing dimension member in LOAD RETAIN mode.

Action: Fix the mapping or use LOAD [NO] SYNCH mode.

ORA-35589: (XSRWLD16) Cannot change the parent of an existing dimension member in LOAD RETAIN mode.

Cause: An attempt was made to change the parent of an existing dimension member in LOAD RETAIN mode.

Action: Fix the mapping or use LOAD [NO] SYNCH mode.

ORA-35590: (SQPHRASE01) The host variable expression has invalid syntax.

ORA-35592: (SQRT00) The argument to SQRT is negative. Set ROOTOFNEGATIVE to YES if you want NA to be returned for the root of a negative number.

ORA-35594: (SSCGEXP01) The LIMIT criterion expression must be dimensioned by *workspace object*.

ORA-35596: (SSCGEXP02) The LIMIT criterion expression must be dimensioned by *workspace object*, which is a component of *workspace object*.

ORA-35600: (SSCGLIMIT01) The IFNONE label is not allowed when you specify NULL status.

ORA-35602: (SSCGLIMIT02) You cannot limit dimension composite *workspace object*.

ORA-35603: (SSCGLIMIT03) You cannot limit PARTITION TEMPLATE *workspace object*.

ORA-35604: (SSCGNULL01) The phrase "IFNONE label" can only be used when the LIMIT command executes in a program.

ORA-35606: (SSCGNULL02) *string* is not defined as a label.

ORA-35608: (SSCGPOS01) You cannot limit a dimension to values of type *string*. Use the CONVERT function if necessary.

ORA-35610: (SSCGREL01) *workspace object* and *workspace object* are not related.

ORA-35612: (SSCGREL02) Related dimension values are not allowed when you specify a scalar or multi-dimensional relationship array.

ORA-35614: (SSCGREL03) *workspace object* is not a relationship involving *workspace object*.

ORA-35622: (SSCGREL07) *workspace object* is not a relation of *workspace object*.

ORA-35623: (XSSCLEV07) *workspace object* is not a valueset of *workspace object*.

ORA-35624: (SSCGREL08) *workspace object* is not dimensioned by *workspace object*.

ORA-35625: (XSSCLEV08) *workspace object* is not dimensioned by *workspace object*.

ORA-35626: (SSCGREL09) *workspace object* is not related to itself.

ORA-35627: (XSSCLEV09) *workspace object* is not a relationship array.

ORA-35628: (SSCGREL10) *workspace object* is not a dimension of relation *workspace object*.

ORA-35629: (XSBASLIM00) *workspace object* does not have base dimensions.

ORA-35630: (SSCGREL11) While limiting dimension *workspace object*, you cannot use it to qualify relation *workspace object*.

ORA-35632: (SSCGREL12) While limiting an alias of *workspace object*, you cannot use it to qualify relation *workspace object*.

ORA-35633: (STATEQ01) Both arguments to STATEQUAL must be status lists of the same dimension.

ORA-35634: (SSCGVALS01) The format of a related dimension list is:\n related-dimension [valuelist] | relationship-array-name

ORA-35636: (SSCGVALS02) *workspace object* is a dimension composite and its position numbers cannot be used in LIMIT NOCONVERT.

ORA-35638: (SSEXECUT02) NA is not a value of *workspace object*.

ORA-35640: (SSEXECUT03) You cannot MAINTAIN ADD *workspace object* while it is being LIMITED.

ORA-35642: (SSEXECUT07A) The expression for the beginning of the dimension range has a value of NA.

ORA-35644: (SSEXECUT07B) The expression for the end of the dimension range has a value of NA.

ORA-35646: (SSEXECUT08) The expression for BEFORE or AFTER has a value of NA.

ORA-35648: (SSEXECUT09) The expression for FIRST or LAST has a value of NA.

ORA-35650: (SSEXECUT15) The expression for BEFORE or AFTER is not in current status.

ORA-35652: (SSFRLST01) In the FIRST or LAST phrase, you requested a negative number of dimension values (*number*).

ORA-35654: (SSNULL) The status of the *workspace object* dimension cannot be set to null.

ORA-35656: (STATCHK00) *workspace object* has no values in status.

ORA-35658: (STATLIST01) The data width argument to the STATLIST function must be greater than zero.

ORA-35660: (STATVAL03) The *workspace object* dimension does not have a status value numbered *number*.

ORA-35662: (STKTOINF01) The width argument to the CONVERT(... INFILE) function was *number*. The limit is *number*.

ORA-35664: (STKTOINF02) Conversion to INFILE would produce a value *number* bytes wide, exceeding the maximum input line length *number*.

ORA-35666: (STRBYT01) NTEXT arguments to the BYTE functions must be converted to TEXT. Use CONVERT(value TEXT NOTRANSLATE) to avoid translation.

ORA-35668: (STRCHG01) The oldtext and newtext arguments must be single-line text values.

ORA-35670: (STRCHG02) The oldtext argument must contain at least one character.

ORA-35672: (STRCHG03) The number-to-change argument must be greater than 0.

ORA-35674: (STRDEL01) The position of the first character to remove must be at least 1.

ORA-35676: (STRDEL02) You must remove at least one character. You cannot remove *number* characters.

ORA-35678: (STREXTR01) The position of the first character to extract must be greater than zero. You cannot start extracting at position *number*.

ORA-35680: (STREXTR02) You must extract at least one character. You cannot extract *number* characters.

ORA-35682: (STRFIND01) The start argument must be at least 1.

ORA-35684: (STRINS01) Insertion must begin after a character position of zero or greater.

ORA-35686: (STRINS02) The length of one line of a text value cannot exceed *number* characters. You attempted to create a line with *number* characters.

ORA-35688: (STRREP01) The position of the first character to replace must be at least 1.

ORA-35690: (SUBGONE00) You have requested a feature or used a command that is not supported in this release.

ORA-35692: (TDENDPT00) Dimension *workspace object* is empty.

ORA-35694: (TDINCNM00) You attempted to work with a date outside of the allowable range.

ORA-35696: (TEXTFENG01) The data width argument to the TEXTFILL function must be greater than zero.

ORA-35698: (TFGROUP01) Dimension *workspace object* appears in more than one GROUP phrase, either directly or via a dimension composite or conjoint dimension.

ORA-35700: (TFGROUP02) An expression used in a GROUP phrase must have exactly one dimension.

ORA-35702: (TFPARSE01) Dimension *workspace object* appears in both the DOWN phrase and a GROUP phrase, either directly or via a conjoint dimension or composite.

ORA-35704: (TFPARSE02) Dimension *workspace object* appears in both the DOWN phrase and an ACROSS phrase, either directly or via a conjoint dimension or composite.

ORA-35706: (TFPARSE03) Dimension *workspace object* appears both inside and outside an ACROSS loop.

ORA-35708: (TFPARSE04) The expressions used in the DOWN phrase must all have the same single dimension.

ORA-35710: (TFPARSE05) The DOWN phrase must be a single expression or a list of expressions enclosed in angle brackets .

ORA-35712: (TFPARSE07) Dimension *workspace object* appears in both an ACROSS phrase and a GROUP phrase, either directly or via a conjoint dimension or composite.

ORA-35716: (TRIGGER00) NA trigger calls exceed the maximum allowable depth of *number*.

ORA-35718: (TRIGGER01) The NA trigger expression for variable *workspace object* contains a format error.

ORA-35720: (TRIGGER02) The NA trigger for *workspace object* could not be executed recursively because the RECURSIVE option is set to NO.

ORA-35726: (TSFENG01) The starting point (*number*) for a moving function must be less than or equal to the stopping point (*number*).

ORA-35728: (TSFENG02) The step value (*number*) for a moving function must be greater than zero.

ORA-35730: (TSFENG03) The starting point, stopping point, and step value for a moving function cannot be NA.

ORA-35732: (UNITCHEK01) *number* is an invalid file unit number.

ORA-35734: (UNITCHEK02) File unit *number* is not open.

ORA-35736: (VALNAME01) You cannot define NAME. NAME is a special reserved dimension used to organize your analytic workspace dictionary.

ORA-35738: (VCLEX01) "*number*" is not a valid dimension value because it contains invalid characters or blanks, but it is not enclosed in single quotes.

ORA-35740: (VCLEX02) *string* is too large to be an integer.

ORA-35742: (VCLEX06) *number* already exists in the *string* analytic workspace.

ORA-35744: (VCLEX07) "*number*" is not a valid name because it contains invalid characters or blanks.

ORA-35746: (VCLEX08) *string* is too large to be a short integer.

ORA-35748: (VCOVRFLW01) A text value cannot be more than *number* characters long. Your value is *number* characters long.

ORA-35749: (VCHEX01) '*character*' is not a valid hexadecimal digit.
Cause: The text being converted contains an invalid hexadecimal digit.

Action: Replace the character with a digit in the range 0-9 or A-F.

ORA-35750: (VCTOBOOL01) A multiline text value cannot be converted to a BOOLEAN.

ORA-35752: (VCTODT00) '*string*' is not a valid date order. Valid orders are YMD, YDM, MYD, MDY, DMY, and DYM.

ORA-35754: (VCTODT01) '*number*' is not a valid date because *number* is out of range for a month.

ORA-35756: (VCTODT02) '*number*' is not a valid date because *number* is out of range for a year.

Cause: n'%1p'

Action: n/a

ORA-35758: (VCTODT03) '*number*' is not a valid date because *number* is out of range for a day of the month.

ORA-35760: (VCTODT04) '*number*' is not a valid date because it is ambiguous.

ORA-35762: (VCTODT05) '*number*' is not a valid packed numeric date.

ORA-35764: (VCTODT06) '*number*' is not a valid date.

ORA-35766: (VCTODT07) '*number*' is not a valid date or name for the *workspace object* dimension.

ORA-35768: (VCTODT08) '*number*' is not a valid name for *workspace object*, because the period *number* is out of range.

ORA-35770: (VCTODT15) '*number*' is not a valid date. The numeric field '*string*' cannot be interpreted.

ORA-35772: (VCTODT16) '*number*' is not a valid date. '*string*' is the second year field encountered.

ORA-35774: (VCTODT17) '*number*' is not a valid date. A second alphabetic field, '*string*', is not allowed.

ORA-35776: (VCTODT18) '*number*' is not a valid date. A date cannot end with a separation character.

ORA-35778: (VCTODT19) '*number*' is not a valid date. Input after '*string*' is extra.

ORA-35780: (VCTODT20) A date cannot be an empty string.

ORA-35782: (VCTODT21) '*number*' is not a valid date because it is incomplete.

ORA-35784: (VCTODT22) '*number*' is not a valid date. Packed numeric notation must be 6 or 8 digits long.

ORA-35786: (VCTODT23) '*number*' is not a valid date. '*string*' cannot be recognized as a month name.

ORA-35788: (VCTODT24) '*number*' is not a valid date. There are too many leading zeros beginning at '*string*'.

ORA-35790: (VCTODT25) '*number*' is not a valid date. A date cannot begin with '*string*'.

ORA-35792: (VCTODT27) '*number*' is not a valid date. '*string*' is not a valid character.

ORA-35794: (VCTORD01) A multiline text value cannot be converted to a number.

ORA-35796: (VERFAIL01) Your response does not meet the requirements for this item.

ORA-35798: (VERFAIL02) *string*

ORA-35800: (VSDOKAY01) Discarding compiled code for *workspace object*, because *number* now resolves to a value of *workspace object*. Previously, it resolved to a value of *workspace object*.

ORA-35802: (VSDOKAY02) Discarding compiled code for *workspace object*, because *number* is no longer a value of *workspace object*.

ORA-35804: (WATCHXEQ01) Watch point *number*: *number* is true in *workspace object* at statement:

ORA-35810: (XSINPUTERR) The command has requested more input than was supplied in the command string.

Cause: The command required input that was not supplied in the string.

Action: Reexecute the command with the required input.

ORA-35812: (XSACROSS01) The *string* command cannot be executed by ACROSS.

ORA-35818: (XSCAT01) Group definition values cannot be NA.

ORA-35820: (XSCAT02) Each group definition value must be greater than its predecessor.

ORA-35822: (XSCGCAT01) The source expression must be numeric.

ORA-35824: (XSCGCAT02) The group expression must be numeric.

ORA-35826: (XSCGCAT03) The group expression must be one-dimensional.

ORA-35828: (XSCGCORR01) Data expressions must be numeric.

ORA-35830: (XSCGCORR02) BASEDON names must be dimensions.

ORA-35832: (XSCGCORR03) BASEDON names must be dimensions of both data expressions.

ORA-35834: (XSCGCORR04) You have named duplicate BASEDON dimensions.

ORA-35836: (XSCGCORR05) The two expressions must have at least one common dimension.

ORA-35838: (XSCGMODE01) The data expression must be numeric.

ORA-35840: (XSCGMODE02) BASEDON names must be dimensions.

ORA-35842: (XSCGMODE03) BASEDON names must be dimensions of the data expression.

ORA-35844: (XSCGMODE04) You have named duplicate BASEDON dimensions.

ORA-35846: (XSCGPCTAGE01) The data expression must be numeric.

ORA-35848: (XSCGPCTAGE02) BASEDON names must be dimensions.

ORA-35850: (XSCGPCTAGE03) BASEDON names must be dimensions of the data expression.

ORA-35852: (XSCGPCTAGE04) You have named duplicate BASEDON dimensions.

ORA-35854: (XSCGRANK01) The data expression must be numeric.

ORA-35856: (XSCGRANK02) BASEDON names must be dimensions.

ORA-35858: (XSCGRANK03) BASEDON names must be dimensions of the data expression.

ORA-35860: (XSCGRANK04) You have named duplicate BASEDON dimensions.

ORA-35862: (XSCGSMOOTH01) The data expression must be numeric.

ORA-35864: (XSCGSMOOTH02) You have not supplied enough smoothing parameters.

ORA-35866: (XSCGSMOOTH03) The smoothing parameters must be numeric.

ORA-35868: (XSCGSMOOTH04) BASEDON names must be dimensions.

ORA-35870: (XSCGSMOOTH05) BASEDON names must be dimensions of the data expression.

ORA-35872: (XSCGSMOOTH06) You have named duplicate BASEDON dimensions.

ORA-35874: (XSFCAST01) The *string* forecasting option cannot be set.

ORA-35876: (XSFCAST02) You must use an INTO phrase to specify an output location for the forecast results.

ORA-35878: (XSFCAST03) The *string* forecasting option cannot be queried.

ORA-35880: (XSFCAST04) You cannot specify a trial number when querying the *string* forecasting option.

ORA-35882: (XSFCAST05) You must specify a trial number when querying the *string* forecasting option.

ORA-35884: (XSFCAST06) The forecasting context handle cannot be NA.

ORA-35886: (XSFCAST07) The time dimension *workspace object* has *number* values in status. The limit is *number*.

ORA-35888: (XSFCAST08) The time dimension *workspace object* has no values in status.

ORA-35890: (XSFCAST09) The time dimension *workspace object* has only *number* values in status. You cannot specify *number* historical periods.

ORA-35892: (XSFCAST10) The *string* target variable must also be dimensioned by *string*.

ORA-35894: (XSFCAST11) *string* must be less than or equal to *string*. The current values are *number* and *number*, respectively.

ORA-35896: (XSFCAST12) The value of *string* must evenly divide the difference between MIN and MAX values. The current values are *number*, *number*, and *number*.

ORA-35898: (XSFCAST13) The trial number for querying *string* cannot be NA.

ORA-35900: (XSFCAST14) *number* is not the handle of an open forecasting context.

ORA-35902: (XSFCAST15) You cannot specify an NA value for *string*.

ORA-35904: (XSFCAST16) Values of *string* must be between *number* and *number*. You specified *number*.

ORA-35906: (XSFCAST17) Values of *string* must be between *number* and *number*. You specified *number*.

ORA-35908: (XSFCAST18) '*number*' is not a recognized value of *string*.

ORA-35910: (XSFCAST19) The forecasting context *number* has been invalidated because one or more of the extra dimensions of the time-series expression is no longer available.

ORA-35912: (XSFCAST20) A forecasting context identified by the text '*string*' already exists. Its handle is *number*.

ORA-35914: (XSFCAST21) Values of the TRADINGDAYS expression cannot be less than or equal to zero.

ORA-35916: (XSHIDE01) *workspace object* is not a program or model.

ORA-35917: (XSHIDE05) You cannot HIDE model *workspace object* because the analytic workspace in which it is defined has not been upgraded to version *string*.
Cause: User attempted to apply the HIDE command to a model in an AW that has not been upgraded to the necessary compatibility level.

Action: Make sure that the database is running in the appropriate compatibility mode, and upgrade the AW.

ORA-35918: (XSHIDE02) You do not have access to *workspace object*.

ORA-35920: (XSHIDE03) The encryption seed for HIDE and UNHIDE must be a non-empty, one-line TEXT value.

ORA-35922: (XSHIDE04) *workspace object* is already hidden.

ORA-35924: (XSMOOTH01) Smoothing parameters cannot be NA.

ORA-35926: (XSMOOTH02) Smoothing constants must be between 0 and 1.

ORA-35928: (XSMOOTH03) Cannot compute valuespace offset

ORA-35930: (XSPCTAGE01) Cannot compute valuespace offset

ORA-35932: (XSPGFTCH01) Analytic workspace *string* is not attached.

ORA-35934: (XSPGFTCH02) No fetch analytic workspace specified

ORA-35936: (XSPGFTCH03) PageSpace has *number number* pages.

ORA-35950: (OBSCURE01) The seed expression argument to OBSCURE cannot be NA.

ORA-35952: (XSSPFC01) The *string* dimension *workspace object* and the *string* dimension *workspace object* must have the same number of values in status for SPFCEXEC method *number*.

Cause: This method requires the named dimensions to have the same number of values in status, but the user provided statuses of different lengths.

Action: Relimit the dimensions so that their status lengths are the same.

ORA-35958: (XSPGREPORT01) Of *number* allocated pages *number* are currently in use, *number* are available for use, *number* are hard-locked, and *number* are soft-locked.

ORA-35964: (COPYDFN01) You must have a current analytic workspace to perform a COPYDFN.

ORA-35966: (COPYDFN02) The format of the COPYDFN command is:\n\nCOPYDFN newname oldname.

ORA-35968: (COPYDFN03) Analytic workspace object %1 does not exist.

ORA-35970: (COPYDFN05) You cannot copy the definition of an OPTION.

ORA-35972: (COPYDFN06) %1 is an invalid name for an analytic workspace object.

ORA-35974: (DBDESC00) There are no objects in this analytic workspace.

ORA-35976: (DBDESC01) Last updated: %1 Time: %2

ORA-35978: (DBDESC02) Print date: %1 Time: %2

ORA-35980: (DBDESC03) %1 contains:

ORA-35982: (DBDESC04) This report is in two parts:\n\n - Object Listing: An alphabetic list of analytic workspace objects \n beginning on the next page.\n\n - Object Descriptions: Detailed descriptions of all analytic workspace objects \n sorted by object type and alphabetically by name.

ORA-35984: (DBDESC05) Object List

ORA-35986: (DBDESC06) Description of %1 objects

ORA-35988: (DBDESC07) Description of PROGRAM %1

ORA-35990: (DBDESC08) Description of MODEL %1

ORA-35992: (DBDESC09) (Cont'd)

ORA-35994: (DBDESC10) Page

ORA-35996: (DBDESC11) Analytic Workspace:

ORA-35998: (DBDESC12) Updated:

ORA-36000: (DBDESC13) At:

ORA-36002: (DBDESC14) NAME

ORA-36004: (DBDESC15) TYPE

ORA-36006: (DBDESC16) DESCRIPTION

ORA-36008: (DBDESC17) Analytic Workspace Listing

ORA-36010: (DBDESC18) Page

ORA-36016: (XSHIERCK01) One or more loops have been detected in hierarchy *workspace object over number*. The loops include *number* items (*number* and *number*).

ORA-36017: (XSHIERCK10) The definition of hierarchy *workspace object over number* in level *number* is not star consistent. The collision parents include *number*.

Cause: The definition of the hierarchy was not star consistent.

Action: Change the definition of the hierarchy.

ORA-36018: (XSHIERCK02) The format of the HIERCHECK command is:\n\n HIERCHECK relation [STATUS | NOSTATUS | valueset] [MULTIPATH] [CONSISTENT] [{BALANCED | STAR_CONSISTENT} levelrelation] \nOr\n HIERCHECK aggmap [MULTIPATH] [CONSISTENT]

Cause: The wrong object type was specified.

Action: Change the object to a RELATION or AGGMAP.

ORA-36019: (XSHIERCK11) The format of the HIERSHAPE function is:\n\n HIERSHAPE(relation[(qdr)] {level | ragged | skiplevel | regular} USING levelrel [INHIERARCHY inhvs] LEVELORDER levelvs)

Cause: The wrong object type or the wrong object definition was specified.

Action: Change the object type or use the correct object definition.

ORA-36020: (XSHIERCK03) The definition of hierarchy *workspace object over number* is inconsistent.

Cause: The definition of the hierarchy was inconsistent.

Action: Change the definition of the hierarchy.

ORA-36021: (XSHIERCK12) The format of the HIERCHECK function is:\n\n HIERCHECK(relation [STATUS | NOSTATUS | valueset] [MULTIPATH] [CONSISTENT] [{BALANCED | STAR_CONSISTENT} levelrelation]) \nOr\n HIERCHECK(aggmap [MULTIPATH] [CONSISTENT])

Cause: The wrong object type was specified.

Action: Change the object to a RELATION or AGGMAP.

ORA-36022: (XSHIERCK04) Valuesets specified in the HIERCHECK command must be scalar. *workspace object* is dimensioned.

Cause: The HIERCHECK command specified a dimensioned valueset.

Action: Specify a scalar valueset in its place.

ORA-36024: (XSHIERCK05) Valueset *workspace object* must contain values of one of the extra dimensions of relation *workspace object*.

Cause: The HIERCHECK command specified a valueset over an invalid dimension.

Action: Specify a valueset containing values of one of the self-relation's extra dimensions (the dimensions in the relation's dimension list, minus the self-related dimension itself).

ORA-36025: (XSHIERCK06) The level dimension of the level relation *workspace object* is the same as the relation dimension *workspace object*.

Cause: The level dimension was the same as the relation dimension.

Action: Change the definition of the level relation.

ORA-36026: (XSHIERCK07) Level relation *workspace object* is not dimensioned by relation dimension *workspace object*.

Cause: The level relation was not dimensioned by the relation dimension.

Action: Change the definition of the level relation.

ORA-36027: (XSHIERCK08) Hierarchy *workspace object* is not balanced.

Cause: The current hierarchy was not balanced.

Action: Change the hierarchy to balanced.

ORA-36028: (XSHIERCK09) Hierarchy *workspace object* has multiple paths from *number* to *number*.

Cause: The current hierarchy had multiple paths.

Action: Remove multiple paths from the hierarchy.

ORA-36034: (XSMHIERCK00) One or more loops have been detected in relationship *workspace object* over *workspace object*. The last *number* of the items are *number*.

Cause: A relation was used that had loops in it. There were more items involved than could be reported.

Action: Correct the relation so that it does not contain loops.

ORA-36035: (XSMHIERCKREL) One or more loops have been detected in *workspace object*. *number* items involved are *number*.

Cause: A relation was used that had loops in it.

Action: Correct the relation so that it does not contain loops.

ORA-36036: (XSMHIERCK01) One or more loops have been detected in relationship *workspace object* over *workspace object*. The *number* items involved are *number*.

Cause: A relation was used that had loops in it.

Action: Correct the relation so that it does not contain loops.

ORA-36038: (INTL00) No application code specified

ORA-36040: (INTL01) IMPORTANT: The length of the following phrase(s) exceeds %1. They will be truncated.

ORA-36042: (INTL02A) The %1 language analytic workspace for %2 could not be attached, and there is no English-language analytic workspace for this application.

ORA-36044: (INTL02B) Neither the %1 language analytic workspace nor the %2 language analytic workspace could be attached for %3, and there is no English-language analytic workspace for this application.

ORA-36050: (INTL06) Invalid option specified. Option must be either OSM, CA, or blank.

ORA-36052: (LISTBY00) LISTBY cannot be called as a function returning a value.

ORA-36054: (LISTBY01) You must have a current analytic workspace to use the LISTBY command.

ORA-36056: (LISTBY02) The syntax of the LISTBY command is:\n LISTBY dimension [dimension ...]\nDimension composites can also be named.

ORA-36058: (LISTBY03) %1 does not exist in any attached analytic workspace.

ORA-36060: (LISTBY04) %1 is not a dimension or composite.

ORA-36062: (LISTBY05) %1 is in a different analytic workspace from previously specified object(s) "%2".

ORA-36064: (LISTBY06) The syntax for specifying an unnamed composite is:\n SPARSE*dimension-list*\nwhere 'dimension-list' is a list of simple or conjoint dimensions or named composites.

ORA-36066: (LISTBY07) %1 objects dimensioned by or related to %2 in analytic workspace %3

ORA-36068: (LISTNAMES00) Analytic workspace %1 is not attached.

ORA-36070: (LISTNAMES01) There are no objects in the analytic workspace of the following types:\n%1

ORA-36072: (LISTNAMES02) There are no objects in the analytic workspace.

ORA-36074: (LISTNAMES03) There are no objects in the analytic workspace that match '%1'.

ORA-36076: (LISTNAMES04) %1 is not a valid keyword for LISTNAMES.\nValid keywords are:\nALL, SORT or UNSORT, AW workspace-name\n%2

ORA-36078: (MODEL00) Specify the name of a model for the report.

ORA-36080: (MODEL01) %1 does not exist.

ORA-36082: (MODEL02) %1 is not a model.

ORA-36084: (MODEL03) Model %1 has not been compiled.

ORA-36086: (MODEL04) Information is not available for model %1.

ORA-36088: (MODEL05) Model %1 is not the most-recently executed model.

ORA-36090: (MODEL06) Solution status:

ORA-36092: (MODEL07) Model options in use:

ORA-36094: (MODEL08) Solution status:

ORA-36096: (MODEL09) Iterations:

ORA-36098: (MODEL10) Divergent statement

ORA-36100: (MODEL11) Model: %1

ORA-36102: (MODEL12) Statement %1%2

ORA-36104: (STATUS00) You must have a current analytic workspace to use the STATUS command.

ORA-36106: (STATUS01) There are no dimensions in your current analytic workspace.

ORA-36108: (STATUS02) There are no dimensions in analytic workspace %1.

ORA-36110: (STATUS03) %1 has no dimensions.

ORA-36112: (STATUS04) The current status of %1 is:

ORA-36114: (STDHDR00) Page

ORA-36116: (TRACKREPORT00) Program name

ORA-36118: (TRACKREPORT01) Exclusive cost

ORA-36120: (TRACKREPORT02) Inclusive cost

ORA-36122: (TRACKREPORT03) Number of calls

ORA-36124: (XLIST00) %1 exceptions found.

ORA-36126: (XLIST01) %1 already exists.

ORA-36128: (XLIST03) The exception criterion must be a single expression.

ORA-36130: (XLIST04) The exception criterion must be a BOOLEAN expression.

ORA-36132: (XLIST05) The exception criterion must be dimensioned.

ORA-36134: (XLIST06) %1 is not an exception list.

ORA-36136: (XLIST07) There is no current exception list. You can use the NAMEXL command to specify one.

ORA-36138: (XLIST08) %1 has been deleted.

ORA-36140: (XREF00) References To:

ORA-36142: (XREF01) Referenced By:

ORA-36144: (XREF02) NONE

ORA-36145: (SETPROP01) The property "%1" cannot be set for measure "%2".
Cause: A property name was given that is not one of the allowed properties to be set.
Action: Specify one of the legal property names.

ORA-36146: (READSIZE01) The *string* expression cannot be missing or NA.

ORA-36148: (READSIZE02) The minimum value for *string* is *number*. You specified a value of *number*.

ORA-36152: (READSIZE04) The maximum value for *string* is *number*. You specified a value of *number*.

ORA-36154: (XSMXAGGR01) *workspace object* is not a data variable.

Cause: An object was specified on the AGGREGATE command line that was not a variable

Action: Specify a variable instead

ORA-36155: (XSMXAGGRFROM) *workspace object* must be a variable or formula of a similar data type to *workspace object* to be used with FROM, or a TEXT variable or formula to be used with FROMVAR.

Cause: The user specified an illegal variable for use with FROM or FROMVAR on the AGGREGATE command line

Action: Specify a legal variable instead

ORA-36156: (XSMXAGGR02) When using the BOOLEAN or FORMULA WEIGHT *workspace object*, WNAFILL is the only valid option.

ORA-36157: (XSMXAGGRCOMMIT) To use the AUTOCOMMIT keyword, you must also specify the AUTOUPDATE keyword.

Cause: The user specified AUTOCOMMIT but not AUTOUPDATE on the AGGREGATE command line, which is illegal

Action: Either also specify AUTOUPDATE or don't specify AUTOCOMMIT

ORA-36158: (XSMXAGGR03) *workspace object* must be an AGGMAP object.

ORA-36160: (XSMXAGGR04) You cannot use *string* on scalar VARIABLE *workspace object*.

Cause: The user tried to run the AGGREGATE or AGGCOUNT command or function on a scalar variable.

Action: Specify a dimensioned variable instead

ORA-36161: (XSAGGRRUVCV) Aggregation variable *workspace object* cannot have itself as a COUNTVAR.

Cause: The user specified the same variable as both an aggregation variable and a COUNTVAR

Action: Specify a different COUNTVAR

ORA-36162: (XSMXAGGR05) COUNTVAR variable *workspace object* must be of type INTEGER, not *string*.

Cause: The user specified a non-INTEGER variable as a COUNTVAR for aggregation

Action: Redefine the COUNTVAR to be an INTEGER

ORA-36164: (XSMXAGGR07) When using the COUNTVAR clause, the number of variables to be aggregated (*number*) must match the number of COUNTVAR variables (*number*).

Cause: The user specified a COUNTVAR clause to the AGGREGATE command, but the number of COUNTVAR variables specified did not match the number of variables to be aggregated

Action: Specify a separate COUNTVAR for each variable

ORA-36165: (XSAGGCNTPROP) Variable *workspace object* cannot have both an AGGCOUNT and the \$COUNTVAR property.

Cause: An attempt was made to add the \$COUNTVAR property to a variable which already had an AGGCOUNT, or vice versa.

Action: Delete the already existing \$COUNTVAR property or AGGCOUNT first.

ORA-36166: (XSMXAGGR08) *workspace object* is not a VARIABLE.

Cause: An attempt was made to perform an AGGREGATE or other action on an object which is not a variable.

Action: Specify a variable instead.

ORA-36167: (XSAGGRFORM) *workspace object* is an illegal AGGMAP for aggregating a FORMULA.

Cause: The user attempted to aggregate a FORMULA using an AGGMAP that is not valid for aggregating FORMULAs. The AGGMAP must specify PRECOMPUTE(NA) for all relation lines and must not specify any caching.

Action: Correct the AGGMAP so it is legal for aggregating a FORMULA.

ORA-36168: (XSMXAGGR10) COUNTVAR variable *workspace object* must have the same dimensionality as *workspace object*

Cause: The user specified a COUNTVAR variable which is missing at least one dimension of the aggregation variable

Action: Specify a COUNTVAR variable which has at least as many base dimensions as the aggregation variable

ORA-36170: (XSMXAGGR12) The data type of the WEIGHT *workspace object* must be numeric or BOOLEAN, not *string*.

Cause: The user specified a WEIGHT variable or formula which wasn't numeric or boolean

Action: Specify a numerical or boolean weight instead

ORA-36172: (XSMXAGGR18) WEIGHT option WNOAGG cannot be used with the WSTORE, WVARPRIORITY, or WAGGPRIORITY options on WEIGHT *workspace object*.

ORA-36174: (XSMXAGGR23) *workspace object* must be either a VARIABLE, a RELATION or a FORMULA.

Cause: The user specified something that was not a variable, a relation or a formula as a weight for AGGREGATE

Action: Specify a valid variable, relation or formula instead

ORA-36176: (XSMXAGGR25) Relation *workspace object* must be a one-dimensional self-relation to be used as a weight for AGGREGATE.

Cause: The user specified an illegal relation as a weight. The relation might have been multidimensional, not a self-relation, or not a relation over one of the bases of the aggregation variable.

Action: Specify a valid self relation over one of the bases of the aggregation variable.

ORA-36178: (XSAGGR01) To be used with AGGREGATE, AGGMAP workspace object must be declared with the AGGMAP command.

Cause: The user used the ALLOCMAP command to define the AGGMAP, so the AGGMAP can only be used with the ALLOCATE command, or the AGGMAP has no contents attached to it.

Action: Use the AGGMAP command to define the AGGMAP.

ORA-36179: (XSNOAGM) No AGGMAP was specified for VARIABLE workspace object.

Cause: The user used the AGGREGATE command without specifying an AGGMAP on the command line, with a variable which had no \$AGGMAP property.

Action: Specify an AGGMAP on the AGGREGATE command line, or add the \$AGGMAP property to the variable in question.

ORA-36180: (XSAGGR08) AGGREGATE cannot function because there is a permission clause associated with variable workspace object.

Cause: When using AGGREGATE, only simple permissions and permissions on base dimensions are valid.

Action: Remove the permissions clause from the variable causing problems.

ORA-36181: A VARIABLE cannot have both the \$AGGREGATE_FROM and \$AGGREGATE_FROMVAR properties applied to it.

Cause: The user attempted to add both the \$AGGREGATE_FROM and \$AGGREGATE_FROMVAR properties to a single variable.

Action: Remove the existing property before applying the new one.

ORA-36182: (XSAGGR09) Could not locate a value for variable number in measure dimension workspace object.

Cause: A measure dimension was supplied in the AGGMAP, but a position for the variable was not found in it.

Action: Add a position for the variable in the measure dimension.

ORA-36184: (XSAGGR10) You do not have sufficient permissions for the variable workspace object.

Cause: The user lacked the permissions necessary for the aggregation variable.

Action: Remove the restricting permissions from the variable or base dimension.

ORA-36185: (XSAGGR11) workspace object does not have any AGGCOUNT information.

Cause: User attempted an operation (such as the AVERAGE aggregation operator or the AGGCOUNT function) that requires a variable to have AGGCOUNT information on a variable that does not.

Action: Define the variable using the WITH AGGCOUNT clause, or use the CHGDFN ADD AGGCOUNT command to enable AGGCOUNT for the variable.

ORA-36186: (XSAGGR12) You must use a COUNTVAR when aggregating with AVERAGE.

ORA-36188: (XSAGGR16) AGGREGATE read a value less than 1 out of COUNTVAR variable workspace object. Either the values of the COUNTVAR

variable are stored improperly, or there is problem in AGGREGATE. If no one has modified the values in this COUNTVAR, contact Oracle customer support.

Cause: Either someone improperly changed the COUNTVAR variable, or AGGREGATE has an error.

Action: Set the COUNTVAR variable to NA before starting AGGREGATE. If you previously set the COUNTVAR variable to NA, then contact Oracle OLAP technical support.

ORA-36190: (XSAGGR26) *workspace object* is of type *string*. The numerical calculation *string* requires INTEGER, DECIMAL or SHORTDECIMAL data.

ORA-36192: (XSAGGR27) *workspace object* is of type *string*. The boolean calculation *string* requires BOOLEAN data.

ORA-36194: (XSAGGR28) *workspace object* is of type *string*. The requested operation requires INTEGER, DECIMAL, SHORTDECIMAL or BOOLEAN data.

ORA-36196: (XSAGGR32) '*number*' is an invalid argument specifier for AGGREGATE.

ORA-36198: (XSAGGR33) Cannot aggregate over COMPRESSED COMPOSITE *workspace object* using AGGMAP *workspace object* because the operator variable with more than 1 line dimensions is not supported for bases of a COMPRESSED COMPOSITE.

Cause: The user specified an aggregation the operator variable with more than 1 line dimensions that is not supported by COMPRESSED COMPOSITES.

Action: Use a MODEL for the calculation, or use an uncompressed COMPOSITE.

ORA-36200: (XSAGGR34) AGGREGATE operator *string* requires a WEIGHTBY clause, but ARGS variable *workspace object* did not specify one.

Cause: The given operator requires a WEIGHT specification, but the ARGS variable did not supply one.

Action: Modify the ARGS variable to specify a weight for the operation.

ORA-36201: (XSAGGR35) Cannot aggregate *workspace object*(*partition workspace object*) because the subpartition is itself partitioned.

Cause: Attempted to aggregate an intermediate partition of a variable with nested partitioning.

Action: rerun the aggregate command separately for each ultimate partition or just for the variable as a whole

ORA-36202: (XSAGOP01) '*number*' is not a valid aggregation operator.

Cause: An invalid string was provided for an aggregation operator.

Action: Check the spelling of the operator to make sure you are specifying a valid one.

ORA-36204: (XSAGOP04N) In AGGMAP *workspace object*, the NAOOPERATOR *string* must be HFIRST, HLAST or HEVEN.

Cause: An invalid NAOOPERATOR was specified.

Action: Specify HFIRST, HLAST or HEVEN.

ORA-36206: (XSAGOP04R) In AGGMAP *workspace object*, REMOPERATOR *string* must be MIN, MAX, FIRST, LAST, HFIRST or HLAST.

Cause: An invalid REMOPERATOR was specified.

Action: Specify one of the legal operators.

ORA-36208: (XSAGOP05N) In AGGMAP *workspace object*, you can only specify NAOOPERATOR *string* with the PROPORTIONAL or EVEN operators, not *string*.

Cause: The user specified an NAOOPERATOR when you were not using PROPORTIONAL or EVEN.

Action: Remove the NAOOPERATOR clause from the RELATION line.

ORA-36210: (XSAGOP05R) In AGGMAP *workspace object*, you can only specify the REMOPERATOR *string* with the PROPORTIONAL, EVEN, or HEVEN operators, not *string*.

Cause: The user specified a REMOPERATOR without using PROPORTIONAL, EVEN, or HEVEN.

Action: Remove the REMOPERATOR clause from the RELATION line.

ORA-36212: (XSAGOP06) In AGGMAP *workspace object*, you can only specify the MIN, MAX, FLOOR, and CEILING arguments while using the PROPORTIONAL operator, not *string*.

Cause: The user specified MIN, MAX, FLOOR, or CEILING when using an operator other than PROPORTIONAL.

Action: Remove the incorrect argument from the RELATION line.

ORA-36214: (XSRELOBC01) The value of INDEXCACHESIZE must be positive.

ORA-36216: (XSOPARM01) A DIMENSION must have a data type (ID, TEXT, or INTEGER), a time period, or a list of bases for a conjoint dimension.

ORA-36220: (XSLPDSC01) All dimensions in LIST *number* are also in the IGNORE clause.

Cause: One of the dimension lists in the dimension loop descriptor had no base dimensions except those in the IGNORE list. This leaves no dimensions for looping over.

Action: Fix the dimension loop descriptor.

ORA-36221: (XSLPDSC02) LIST *number* and LIST *number* have different base dimensions.

Cause: The base dimensions of the dimension lists given in the loop descriptor do not match.

Action: Ensure that each dimension list has the same set of looping base dimensions. If necessary, use IGNORE within a lists to discard base dimensions that should not be looped.

ORA-36222: (XSLPDSC03) duplicate IGNORE or DENSE information for dimension *workspace object*

Cause: An IGNORE or DENSE list in a dimension loop descriptor included the dimension twice, included two different valuesets of the dimension, or includes the dimension and a valueset of the dimension.

Action: Only use the dimension or a valueset of the dimension once in an IGNORE or DENSE list.

ORA-36223: (XSLPDSC04) object *workspace object* in IGNORE or DENSE list has illegal type

Cause: An IGNORE or DENSE list in a dimension loop descriptor included and object that was not a dimension or a valueset, was a conjoint dimension, or was a dimensioned valueset.

Action: Only use simple dimensions and undimensioned valuesets in the IGNORE or DENSE list.

ORA-36224: (XSLPDSC05) *workspace object* is not a loop dimension

Cause: An IGNORE or DENSE list in a dimension loop descriptor referenced a dimension (or a valueset of a dimension) that was not a base dimension of the loop dimension list.

Action: Remove the dimension or valueset from the IGNORE or DENSE list.

ORA-36225: (XSLPDSC06) A LOOP AGGMAP list must contain an aggmap object, followed by one or more variables and/or dimensions.

Cause: An invalid AGGMAP list was specified. Either too few objects were specified, or an incorrect type of object was used.

Action: Specify a valid AGGMAP list consisting of an aggmap object, followed by one or more variables and/or dimensions.

ORA-36226: (XSLPDSC07) The syntax of the \$LOOP property on formula *workspace object* is incorrect.

Cause: Unrecognized contents in the \$LOOP property of a formula in the table function measure list.

Action: Restrict the contents of the \$LOOP property to valid elements (other than OPTIMIZED and MEASURES) of the table function LOOP directive.

ORA-36230: (XSANALYZ00) object *workspace object* cannot be used in the ANALYZE command

Cause: An object that cannot be analyzed was used in the ANALYZE command.

Action: Analyze VARIABLES, RELATIONS, DIMENSIONS, or SURROGATES.

ORA-36231: (XSANALYZ01) object *workspace object* cannot be used in the INHIERARCHY clause

Cause: An invalid INHIERARCHY object was referenced.

Action: Use either a VALUESET or boolean VARIABLE.

ORA-36232: (XSANALYZ02) a level list was specified when a language dimension was present

Cause: A level list dimension was specified when a language dimension was present.

Action: Remove the USING clause.

ORA-36233: (XSANALYZ03) the dimensionality of object *workspace object* does not match the ANALYZE command

Cause: The dimensionality of the object did not match the ANALYZE command syntax used.

Action: Match the ANALYZE syntax to the dimensionality of the specified object.

ORA-36234: (XSANALYZ04) all objects in the current status of the NAME dimension must have the same dimensionality when used with the ANALYZE command

Cause: The dimensionality of at least one of the objects listed in the NAME dimension does not match the rest of the objects.

Action: Make sure all objects listed in the NAME dimension have the same dimensionality.

ORA-36236: (XSANALYZ06) the AW format must be 11.0.0.0 or higher to use the ANALYZE command

Cause: The AW version is less than 11.0.0.0

Action: Make sure the compatible mode is 11.0.0.0 or higher and upgrade the AW

ORA-36237: (XSANALYZ07) analytic workspace *string.string* must be attached RW or EXCLUSIVE mode

Cause: The analytic workspace was already attached RO or MULTI mode.

Action: Detach the analytic workspace.

ORA-36238: (XSANALYZ08) object *string.string* does not exist

Cause: The object name does not exist

Action: Check the spelling and case of the object name

ORA-36258: (XSAGINFO00) When the AGGMAPINFO function is called, *workspace object* must be an AGGMAP.

Cause: The AGGMAPINFO function was called with an object that is not an AGGMAP.

Action: Modify the call to AGGMAPINFO to specify an AGGMAP object.

ORA-36260: (XSAGHIERPART00) Aggregating from partition %J to partition %J over hierarchy *workspace object* creates an increase in sparsity.

Cause: In the partition creation / aggmap creation a situation developed such that when aggregating over a particular dimension of the aggmap a partition boundary was crossed such that the sparsity of the target partition included dimensions that were not in the sparsity of the source partition. Since the process of aggregation always densifies rather than sparsifying this is an extremely suboptimal design and it is not supported by the aggregate system.

Action: Set up your partitioning such that for any partition boundary the source and target partitions of the aggregation will always move towards denser partitions. For any child (c) and any parent (p) where (c) and (p) are in different partitions it must be the case that the parent partition contains no dimension in the composite that the child partition does not contain in its composite.

ORA-36261: (XSAGPARTDEP00) Can not Aggregate PARTITION TEMPLATE %J because the path of aggregation would recursively enter partition %J.

Cause: The partitioning scheme was such that while aggregating there exists a cell (m) such that both one of its descendants and one of its ancestors are both in the referenced partition, while (m) is in a different partition.

Action: Change the partitioning scheme.

ORA-36262: (XSAGREMOD00) MODEL *workspace object* was not attached to the AGGMAP.

ORA-36264: (XSAGREMOD01) Removed MODEL: *number*

ORA-36266: (XSCGMDLAGG00) Invalid context for the AGGREGATION function

Cause: The AGGREGATION function was used outside of the MODEL context.

Action: Use AGGREGATION only in a model.

ORA-36267: (XSCGMDLAGG09) *workspace object* has no dimensions, so it cannot have a qualified data reference.

Cause: A dimension qualification was specified for a valueset with no dimensions.

Action: Remove the qualification.

ORA-36268: (XSCGMDLAGG01) '*string*' is not a valid dimension value.

Cause: The AGGREGATION parameter list included a value that does not exist in the MODEL dimension that contains the target of the AGGREGATION

Action: Specify only values from the appropriate MODEL dimension

ORA-36269: (XSCGMDLAGG10) '*workspace object*' does not exist or is not a dimension.

Cause: A nonexistent or invalid object was specified as a QDR dimension.

Action: Specify existing dimensions only.

ORA-36270: (XSCGMDLAGG03) The parameter list for the AGGREGATION function includes duplicate values.

Cause: One or more duplicate values appeared in the AGGREGATION parameter list.

Action: Remove the duplication.

ORA-36271: (XSCGMDLAGG11) *workspace object* is not in the dimension list of valueset *workspace object*.

Cause: A QDR dimension was specified that does not appear in the valueset's dimension list.

Action: Specify only dimensions in the valueset's dimension list.

ORA-36272: (XSCGMDLAGG04) '*workspace object*' is not a valid operator for the AGGREGATION function.

Cause: An invalid AGGREGATION operator was specified.

Action: Correct the invalid operator.

ORA-36273: (XSCGMDLAGG12) Dimension *workspace object* appears more than once in the QDR.

Cause: A dimension was specified more than once in the QDR.

Action: Remove the duplication.

ORA-36274: (XSCGMDLAGG05) The operator used in this equation needs a weight variable.

Cause: An invalid weight variable was specified.

Action: Correct the invalid weight variable.

ORA-36275: (XSCGMDLAGG13) *string* is not a valid *workspace object*.

Cause: A value was specified that does not exist in the QDR dimension.

Action: Specify an existing value.

ORA-36276: (XSCGMDLAGG06) The current operator does not need a weight variable.

Cause: A weight variable was specified in a context that does not support it.

Action: Remove the weight variable.

ORA-36278: (XSCGMDLAGG07) *workspace object* does not exist or is not valueset.

Cause: A nonexistent or invalid object was specified where a valueset is required.

Action: Specify an existing valueset only.

ORA-36280: (XSCGMDLAGG08) Valueset *workspace object* does not contain values of any dimension of the current model.

Cause: AGGREGATION specified a valueset of a dimension not listed in a DIMENSION statement for the current model.

Action: Add the valueset's dimension to the model's DIMENSION list, or choose a different valueset.

ORA-36282: (DNAMELEN01) Object name *string* is longer than *number* bytes.

ORA-36286: (EIFMAKEF12) The EXPORT command terminated, because there was not enough disk space in path *string* to contain a complete extension file.

ORA-36290: (EIFMAKEF14) You cannot export object *workspace object*, because EIFVERSION is set to *number*. That version does not support *string strings*.

Cause: The user tried to export a NUMBER dimension to an EIF file with the EIFVERSION option set to a number less than 80000. Versions previous to that version do not support NUMBER dimensions.

Action: A NUMBER dimension cannot be used in a version of older than 9.2.0. If

ORA-36300: (XSCGTERM01) The command is too long or complex to compile. Eliminate or simplify expressions, or remove or shorten text constants.

ORA-36302: (MXCLASS03) You cannot reference an analytic workspace NAME dimension using a QON. You can only access the NAME dimension of the current analytic workspace.

ORA-36304: (MXDCLAGR02) *workspace object* was not defined as an AGGMAP.

ORA-36306: (MXDCLAGR03) Since there is no current aggmap definition, the AGGMAP statements will be discarded. Type END to return to the command line.

ORA-36308: (MXDCLAGR04) The object *workspace object* has been defined as an AGGMAP, and it cannot be redefined as an ALLOCMAP.

ORA-36310: (MXDCLAGR05) The object *workspace object* has been defined as an ALLOCMAP, and it cannot be redefined as an AGGMAP.

ORA-36312: (PHYS00) *workspace object* must be a dimension, dimensioned variable or relation.

Cause: The user specified an invalid OLAP object while attempting to use the PHYSICAL function

Action: Specify a valid object

ORA-36313: (PHYS03) The VALUE option of PHYSICAL cannot be applied to a variable.

Cause: the VALUE argument to PHYSICAL was supplied for a variable.

Action: remove VALUE or specify a relation or dimension.

ORA-36314: (PHYS01) *workspace object* must be a dimension, relation or variable.

Cause: The user specified an invalid OLAP object while attempting to use the PHYSICAL command

Action: Specify a valid object

ORA-36315: (PHYS04) You must specify the VALUE option for scalar relation *workspace object*.

Cause: The VALUE argument to PHYSICAL was omitted for a scalar relation

Action: specify VALUE or choose a dimensioned relation

ORA-36316: (PHYS02) Relation *workspace object* must be a single-dimensional relation that relates one INTEGER dimension to another.

Cause: The user specified an invalid relation while attempting to use the PHYSICAL command

Action: Specify a valid relation

ORA-36320: (PPENG05) No more than *number* push levels are allowed.

ORA-36322: (PPENG06) *workspace object* cannot be pushed more than *number* times.

ORA-36324: (PPNLSOPT00) '*number*' is not a legal value for the *string* option. The previous value was retained.

ORA-36330: (SNSYN124) The format of the PHYSICAL command is:\n \n PHYSICAL [dimension | relation]

ORA-36332: (SNSYN125) The format of the PHYSICAL function is:\n \n PHYSICAL(dimension | variable | {relation [VALUE]})

ORA-36334: (SNSYN126) The format of the TO_DATE function is:\n \n TO_DATE(value [format] [{option optionvalue}...])

ORA-36336: (SNSYN127) The format of the TO_CHAR function is:\n \n TO_CHAR(value [format] [{option optionvalue}...])

ORA-36338: (SNSYN128) The format of the TO_NUMBER function is:\n \n TO_NUMBER(value [format] [{option optionvalue}...])

ORA-36339: (SNSYN129) The format of the TO_NCHAR function is:\n \n TO_NCHAR(value [format] [{option optionvalue}...])

ORA-36340: (SNSYN130) The format of the PARTITIONCHECK function is:\n \n PARTITIONCHECK(aggmap, partition_template)

Cause: Bad syntax

Action: Correct syntax

ORA-36341: (SNSYN131) The format of the TO_TIMESTAMP function is:\n \n TO_TIMESTAMP(value [format] [{option optionvalue}...])

ORA-36342: (SNSYN200) The format of the CLEAR command is:\n \n CLEAR [ALL | STATUS] [AGGREGATES | CHANGES | PRECOMPUTES | NONPRECOMPUTES | CACHE] FROM var1 [var2, var3...] [USING aggmap]
Cause: The syntax for the CLEAR command was invalid.

Action: Modify your syntax using the correct format.

ORA-36344: (SNSYN272) The format of the AGGREGATION function is:\n \n AGGREGATION(dimension-value [dimension-value ...]) [OPERATOR operatorname [WEIGHT | WEIGHTBY weightvar]]

ORA-36346: (SNSYN338) The format of the TRUNC function is:\n \n TRUNC(expression1 [, expression2])

ORA-36348: (SNSYN339) The format of the CEIL function is:\n \n CEIL(number)

ORA-36350: (SNSYN340) The format of the FLOOR function is:\n \n FLOOR(number)

ORA-36352: (SNSYN341) The format of the ADD_MONTHS function is:\n \n ADD_MONTHS(date, number of months)

ORA-36354: (SNSYN342) The format of the LAST_DAY function is:\n \n LAST_DAY(date)

ORA-36356: (SNSYN343) The format of the MONTHS_BETWEEN function is:\n \n MONTHS_BETWEEN(date, date)

ORA-36358: (SNSYN344) The format of the NEW_TIME function is:\n \n NEW_TIME(date, zone, new zone)

ORA-36360: (SNSYN345) The format of the NEXT_DAY function is:\n \n NEXT_DAY(date, day name)

ORA-36362: (XPROPEN01) Discarding compiled code for *workspace object* because it was compiled with code version *number*. The current code version is *number*.

ORA-36376: (XSAGZERO) AGGREGATE attempted to divide by zero. Set DIVIDEBYZERO to YES if you want NA to be returned as the result of a division by zero.

Cause: A calculation in the current AGGREGATE command attempted to divide by zero as a result of an AVERAGE, WAVERAGE, HAVERAGE or HWAVERAGE operation.

Action: Either fix the data, or set DIVIDEBYZERO to YES to return NA instead of signaling an error.

ORA-36378: (XSAGTHRWEIGHT) While running AGGREGATE with multiple threads, the weight variable *workspace object* specified by your ARGS variable *workspace object* must exist in the same analytic workspace as your AGGMAP *workspace object*.

Cause: While running AGGREGATE in threaded mode, you attempted to specify a WEIGHT variable in another analytic workspace.

Action: Use a weight variable from the same analytic workspace as the aggmap and rollup variable.

ORA-36380: (AGGRECOURSE) AGGREGATE was called recursively, which is not allowed.

Cause: A model, NATRIGGER, or other object called the AGGREGATE function or command while another AGGREGATE function or command was already in progress.

Action: Modify your objects so that they do not need to have two AGGREGATE commands or functions executing at once.

ORA-36387: (XSPARTCHECK00) Object *workspace object* must be an AGGMAP.

ORA-36388: (XSPARTCHECK01) Object *workspace object* must be a PARTITION TEMPLATE.

ORA-36389: (XSAGPARTDEP01) Can not aggregate from PARTITION *number* into PARTITION *number* due to increasing sparsity along DIMENSION %J.

Cause: The user is attempting to use partitions as a means of sparsity control, however they have set up their partitions in a manner that simply makes no sense. It is a simple fact that during aggregation data becomes more dense, not less dense, and yet their partitions indicate the opposite.

Action: Modify the partition template add the specified dimension into the source composite, or removing it from the target composite.

ORA-36391: (XSMXCLEA01) When CLEAR is used with the STATUS keyword or an AGGMAP, *workspace object* must be dimensioned identically to *workspace object*.

Cause: The user specified objects whose dimensionality didn't match

Action: Break up the CLEAR command into multiple commands where the dimensionality of the objects matches

ORA-36392: (XSMXCLEA02) When using CLEAR with the PRECOMPUTES or NONPRECOMPUTES options, you must specify an AGGMAP.

Cause: The user didn't specify an AGGMAP with the CLEAR command.

Action: specify an aggmap by adding a USING phrase to the CLEAR command, or attach a '\$AGGMAP' property to the variable.

ORA-36393: (XSMXCLEA03) When using the AGGREGATES, CHANGES or CACHE options, you must specify the ALL keyword.

Cause: The user didn't use the ALL keyword when using CHANGES or CACHE.

Action: Specify the ALL keyword.

ORA-36394: (XSMXCLEA04) When using CLEAR on the AGGMAP *workspace object*, CACHE is the only valid directive.

Cause: The user attempted to CLEAR an AGGMAP using a directive other than CACHE.

Action: Amend the CLEAR line to only use the CACHE keyword with AGGMAPs.

ORA-36395: (XSMXCLEA05) To CLEAR ALL AGGREGATES from *workspace object*, you must specify an AGGMAP.

Cause: The CLEAR command could not determine how the variable was aggregated because the variable is not dimensioned by a compressed composite.

Action: Specify an aggmap by adding a USING phrase to the CLEAR command, or attach a '\$AGGMAP' property to the variable.

ORA-36397: (XSSPROPNA) The value of property *string* cannot be NA.

Cause: The user tried to set a system-reserved property on an OLAP object to NA

Action: Set the property to a non-NA value

ORA-36398: (XSSPROP01) Property name '*number*' is invalid because only system-reserved property names can begin with '\$'.

Cause: The user attempted to add a property which starts with \$ but is not a reserved property name

Action: Remove the \$ from the property name

ORA-36399: (XSSPROPdtype) The data type of property *string* must be *string*.

Cause: The user tried to set a system-reserved property on an OLAP object to a value with an illegal datatype

Action: Set the property with the proper datatype

ORA-36400: (XSSPROP02) *workspace object* is not a valid variable name.

Cause: Not a valid variable name

Action: Change to a valid variable name

ORA-36401: (XSSPROPotype) Property *string* may only be applied to objects of type *string*.

Cause: The user applied a reserved property name to an incorrect object type

Action: Apply the property to the correct object

ORA-36402: (XSSPROP03) The property '\$*string*' requires a leading '\$' because it is a system-reserved property name.

Cause: The user tried to specify a property name which is reserved, but did not use a leading \$

Action: Either add a leading \$ or choose another property name

ORA-36403: (XSBADSPROP) *number* is an illegal value for system-reserved property *string* on *workspace object*.

Cause: The user tried to specify an illegal value for a special property

Action: Specify a legal value.

ORA-36404: (XSSPROP04) Property *string* cannot be applied to an undimensioned (scalar) TEMPORARY variable.

Cause: The user applied a reserved property name to an incorrect object type

Action: Apply the property to the correct object

ORA-36405: (XSSPROP05) Property ignored for object *workspace object*:

Cause: A property was ignored during import.

Action: Refer to the message that follows this one and correct the error it describes.

ORA-36406: (VCACHE00) '*number*' is an invalid value for the VRCACHE option. The only permissible values are 'SESSION', 'VARIABLE', and 'NONE'.

Cause: The user tried to assign an invalid value to the VRCACHE option

Action: Assign one of the valid values

ORA-36410: (VCACHE03) 'number' is an invalid value for the \$VARCACHE property. The only permissible values are 'DEFAULT', 'SESSION', 'VARIABLE', and 'NONE'.

Cause: The user tried to assign an invalid value to the \$VARCACHE property on a variable

Action: Assign one of the valid values

ORA-36608: (XSAGHOVERFLOW) The depth of the hierarchies encountered while processing a composite dimension in AGGREGATE caused a counter overflow.

Cause: The depth of the hierarchies that are part of a composite exceeded 4 billion levels during the merge.

Action: Reduce the number of levels in the hierarchies, reduce the number of dimensions in the composite, or do not aggregate over all dimensions at once.

ORA-36610: (XSLMS00) Unable to locate a message file for OLAP message: *value*

Cause: An internal OLAP DML program in the EXPRESS Analytic Workspace failed to retrieve a user message.

Action: Contact support.

ORA-36612: (XSLMS01) invalid OLAP message number: *value*

Cause: An internal OLAP DML program in the EXPRESS Analytic Workspace attempted to retrieve a non-existent message.

Action: Contact support.

ORA-36616: (XSAGMODHIER01) There is a cycle formed by MODEL *workspace object* and other embedded or containing models with the same dimension, *workspace object*.

Cause: Inclusion of a dynamic model formed a cycle in the named dimension.

Action: Edit the models involving this dimension to remove the cycle.

ORA-36617: (XSAGMODHIER02) There is a self-cycle equation in MODEL *workspace object*.

Cause: The model for relation modification included a self-cycle equation.

Action: Remove the self-cycle equation from the model.

ORA-36618: (XSAGMODDIM00) *workspace object* is not a valid dynamic model for AGGMAP.

Cause: The model failed one of the following tests: 1) only one dimension (aside from LAG/LEAD dimensions); 2) assignment to dimension values only; 3) a single simple solution block; 4) no time-series functions with variable step values.

Action: Edit the model so that it conforms to the above requirements.

ORA-36620: (XSAGMODDIM01) MODEL *workspace object* cannot find the matching embedded model.

Cause: AGGMAP ADD model could not find the matching embedded model.

Action: Add the matching embedded model to the AGGMAP.

ORA-36621: (XSAGMODDIM02) You cannot AGGREGATE the individual partition using static model *workspace object* because a partition dimension or its derivier *workspace object* appears in the equation of the step or simultaneous block.

Cause: An attempt was made to AGGREGATE the individual partition using the static model with the partition dimension in the equation of the step or simultaneous block.

Action: AGGREGATE the variable instead of the individual partition.

ORA-36622: (XSAGMODLIST00) *workspace object* cannot be added to the AGGMAP *workspace object* because it is not a valid MODEL.

Cause: An object specified in AGGMAP ADD was not a model.

Action: Specify the name of a model.

ORA-36626: (XSAGMODLIST02) MODEL *workspace object* was skipped because there is already a MODEL by that name attached to AGGMAP *workspace object*.

Cause: An attempt was made to add the same model to the AGGMAP twice.

Action: None required.

ORA-36628: (XSAGMODLIST03) MODEL *workspace object* could not be added to AGGMAP *workspace object*.

Cause: The dimension of the model did not match a hierarchy of the aggmap.

Action: Add a RELATION statement to the AGGMAP for that dimension.

ORA-36630: (XSDUNION00) An empty base dimension list was specified in the concat dimension definition.

Cause: An empty concat dimension list was specified.

Action: Specify a valid list of dimensions when defining a concat dimension.

ORA-36632: (XSDUNION01) The concat dimension *workspace object* is not currently defined as UNIQUE.

Cause: Attempt was made to CHGDFN a concat, which is already non-unique, to NOT UNIQUE.

Action: Since the concat is already non-unique, this command is unnecessary.

ORA-36634: (XSDUNION02) INTEGER dimension *workspace object* cannot be used as a concat dimension base.

Cause: The user cannot specify INTEGER base dimensions when defining a concat dimension.

Action: Change the datatype of the INTEGER base dimension, or omit it from the concat.

ORA-36635: (XSDUNION03) The base dimension *workspace object* has an invalid datatype for use in a UNIQUE concat definition.

Cause: Base dimensions of a unique concat must have TEXT or ID datatypes.

Action: Specify a valid list of dimensions when defining a unique concat dimension.

ORA-36636: (XSDUNION04) The unique concat dimension *workspace object* cannot be changed to NOT UNIQUE, because it is a base of at least one other unique concat dimension.

Cause: A non-unique concat dimension cannot be used as a base of a dependent unique concat.

Action: CHGDFN any dependent unique concat dimensions to NOT UNIQUE and retry.

ORA-36637: (XSDUNION05) The concat dimension cannot be defined as UNIQUE because it has a non-unique concat base dimension *workspace object*.

Cause: A non-unique concat dimension cannot be used as a base of a dependent unique concat.

Action: CHGDFN any non-unique concat base dimensions to UNIQUE and retry.

ORA-36638: (XSDUNION17) Concat dimension *workspace object* cannot be changed to UNIQUE because it has a non-unique concat base dimension *workspace object*.

Cause: A non-unique concat dimension cannot be used as a base of a dependent unique concat.

Action: CHGDFN any non-unique concat base dimensions to UNIQUE and retry.

ORA-36639: (XSDUNION18) UNIQUE cannot be applied to this concat dimension because leaves *workspace object* and *workspace object* share the value *number*.

Cause: Unique concat base dimensions cannot contain duplicate values.

Action: Use MAINTAIN RENAME to change one of the duplicate values and retry.

ORA-36640: (XSDUNION19) Concat dimension *workspace object* cannot be changed to UNIQUE because base dimension *workspace object* does not have a TEXT or ID datatype.

Cause: Base dimensions of a unique concat must have TEXT or ID datatypes.

Action: n/a

ORA-36641: (XSDUNION20) The concat dimension must be defined as UNIQUE because base dimension *workspace object* contains custom member values.

Cause: The UNIQUE keyword was not specified in the concat dimension definition, and is required if any of its base dimensions contain custom member values.

Action: Define the concat as UNIQUE, or remove all base custom member values.

ORA-36642: (XSDUNION06) Concat dimension list contains duplicate leaf dimension *workspace object*.

Cause: Duplicate concat leaf dimension was found.

Action: Remove duplicate concat base dimensions and retry.

ORA-36643: (XSDUNION21) Concat dimension *workspace object* cannot be changed to NOT UNIQUE because it contains custom member values.

Cause: Only UNIQUE concat dimensions can have custom member values or base dimensions which contain custom member values.

Action: Remove all custom member values from the concat and all of its bases, and retry.

ORA-36644: (XSDUNION07) Concat dimension *workspace object* contains a previously detected leaf dimension.

Cause: Concat dimension contains a previously detected leaf dimension.

Action: n/a

ORA-36646: (XSDUNION08) Only concat dimensions can be redefined as UNIQUE. *workspace object* is not a concat dimension.

Cause: UNIQUE keyword was used with an invalid object.

Action: Retry without the UNIQUE keyword.

ORA-36648: (XSDUNION09) Concat dimension *workspace object* is already defined as UNIQUE.

Cause: Attempt to change a concat dimension to UNIQUE, but it is already UNIQUE.

Action: n/a

ORA-36650: (XSDUNION10) Concat dimension *workspace object* cannot be changed to UNIQUE. Leaves *workspace object* and *workspace object* share the value *number*.

Cause: Unique concat base dimensions cannot contain duplicate values.

Action: Use MAINTAIN RENAME to change one of the duplicate values and retry.

ORA-36652: (XSDUNION11) *workspace object* is not a *string* type dimension.

Cause: The CHGDFN BASE ADD command is only valid for concat dimensions.

Action: n/a

ORA-36654: (XSDUNION12) *workspace object* cannot be added to *workspace object* because it conflicts with the dimensions of object *workspace object*.

ORA-36656: (XSDUNION13) *workspace object* is already a member of *workspace object* and cannot be added.

ORA-36658: (XSDUNION14) *workspace object* is not a direct base of *workspace object*.

ORA-36660: (XSDUENG00) The first argument to the *string* function must be an expression yielding a dimension value.

ORA-36662: (XSDUENG01) You cannot apply the *string* function to *workspace object* because it is not a concat dimension.

ORA-36663: (XSDPART01) You must specify a dimension list when defining a PARTITION TEMPLATE.

ORA-36664: (XSDPART02) You must specify a partitioning method and one or more partition dimensions when defining a PARTITION TEMPLATE.

Cause: User tried to define a PARTITION TEMPLATE without a PARTITION BY clause.

Action: Add a PARTITION BY clause.

ORA-36665: (XSDPART03) *workspace object* is not in the dimension list of the PARTITION TEMPLATE.

Cause: While defining a partition template, user attempted to specify a partition dimension that is not a dimension of the partition template itself.

Action: Choose a partition dimension from among the dimensions of the partition template.

ORA-36666: (XSDPART04) *workspace object* is not a concat dimension.

Cause: User tried to define a partition template with PARTITION BY CONCAT(... dim ...) where dim is not a concat dimension.

Action: Only concat dimensions can serve as partition dimensions with CONCAT partitioning. Choose a different partition dimension.

ORA-36667: (XSDPART05) *string* is not a legal CONCAT partition.

Cause: User attempted to use RANGE or LIST syntax in defining a CONCAT partition template.

Action: Use CONCAT partition syntax.

ORA-36668: (XSDPART06) *string* is not a legal RANGE partition.

Cause: User attempted to use CONCAT or LIST syntax in defining a RANGE partition template.

Action: Use RANGE partition syntax.

ORA-36669: (XSDPART07) *string* is not a legal LIST partition.

Cause: User attempted to use RANGE or CONCAT syntax in defining a LIST partition template.

Action: Use LIST partition syntax.

ORA-36670: (XSDPART08) *workspace object* is an INTEGER or NTEXT dimension, or contains an INTEGER or NTEXT dimension. INTEGER and NTEXT dimensions cannot be used as partition dimensions.

Cause: User attempted to define a partition template partitioned by an INTEGER or NTEXT dimension or a concat containing an NTEXT leaf.

Action: Either pick a different partition dimension, or redefine the dimension to use a different datatype.

ORA-36671: (XSDPART09) Leaves of *workspace object* have different datatypes. A partition dimension cannot have more than one datatype when RANGE partitioning is used.

Cause: User attempted to define a range partition template with a concat partition dimension, and the concat had two leaf dimensions with different datatypes.

Action: Pick a different partition dimension.

ORA-36672: (XSDPART10) A RANGE or LIST PARTITION TEMPLATE can only have a single partition dimension.

Cause: User attempted to define a RANGE or LIST partition template with more than one partition dimension.

Action: Remove all but one of the dimensions from the PARTITION BY RANGE(...) or PARTITION BY LIST(...) clause of the partition template definition.

ORA-36673: (XSDPART11) Use simple leaf values to identify concat dimension values in a VALUES LESS THAN clause, rather than the <LEAF: VALUE> format.

Cause: When defining a RANGE partition template with a concat dimension for the partition dimension, the user attempted to define a range using the <LEAF: VALUE> format of a concat dimension value.

Action: Use just the leaf value. Instead of "VALUES LESS THAN <leaf: value>", just say, "VALUES LESS THAN value".

ORA-36674: (XSDPART12) Invalid dimension value starting at *string*.

Cause: When defining a RANGE or LIST partition template, the user specified an invalid value in a VALUES LESS THAN or VALUES clause. An "invalid value" can be one of two things: a value whose datatype does not match the partition dimension's datatype, or a non-constant value.

Action: Modify the offending VALUES LESS THAN or VALUES phrase.

ORA-36675: (XSDPART13) A RANGE or LIST PARTITION TEMPLATE cannot have a conjoint for its partition dimension.

ORA-36676: (XSDPART14) Missing dimension list for *string*.

Cause: User attempted to define a CONCAT partition template, and didn't supply a list of dimensions for one of the partition definitions.

Action: Give a dimension list for each partition.

ORA-36677: (XSDPART15) Duplicate value in value lists of *number* and *number*

Cause: In a LIST PARTITION TEMPLATE definition, a value appeared in more than one value list, or more than once within a single value list.

Action: List each value only once.

ORA-36678: (XSDPART16) *workspace object* is missing from one or more partition dimension lists.

Cause: In the definition of a partition template, one of the partitions had a dimension list that did not contain all the dimensions of the partition template.

Action: Add the offending dimension to the partition's dimension list, or delete it from the partition template's dimension list. If using CONCAT partitioning and the missing dimension is a partition dimension, add to the partition dimension list any leaf of the partition dimension or any concat of leaves of the partition dimension.

ORA-36679: (XSDPART17) *workspace object* contains a leaf (*workspace object*) that is not part of the partition dimension *workspace object*.

Cause: In the definition of a CONCAT partition template, one of the partitions was dimensioned by a dimension that is "concat-related" to a partition dimension, meaning it shares some leaves with the partition dimension, but it contained some leaves that are not in the partition dimension.

Action: Either modify the dimensionality of the partition template to include a concat dimension that contains all the desired leaves, or pick a different dimension for the partition.

ORA-36680: (XSDPART18) *workspace object* is not a dimension of the PARTITION TEMPLATE.

Cause: In the definition of a partition template, one of the partitions was dimensioned by a dimension that was not given in the dimension list of the partition template.

Action: Remove the offending dimension from the partition's dimension list, or add it to the partition template's dimension list.

ORA-36681: (XSDPART19) Partitions *string* and *string* are out of order.

Cause: In the definition of a range partition template, a partition with a lower range boundary was listed after a partition with a higher range boundary.

Action: Alter the order of the partition definition list.

ORA-36682: (XSDPART20) Partition name *string* appears more than once.

Cause: A list of analytic workspace partitions was specified in which the partition name appeared more than once.

Action: Remove all but the first instance of the partition name from the list.

ORA-36683: (XSDPART21) Partition *string* dimensioned by more than one composite.

Cause: It is illegal to define a partition template in which one of the partitions is dimensioned by more than one composite.

Action: Make sure that the partition template being defined has at most one composite per partition.

ORA-36684: (XSDPART22) You cannot rename values of DIMENSION *workspace object* because it is the partition dimension of RANGE PARTITION TEMPLATE *workspace object*

Cause: User attempted to rename a value of a dimension that serves as the partition dimension of some RANGE or LIST partition template.

Action: It is not possible to rename values in such a dimension without deleting all RANGE and LIST partition templates that are partitioned by it.

ORA-36685: (XSDPART23) Only CONCAT partition templates can be subpartitioned.

Cause: User attempted to define a RANGE or LIST partition template with one or more partitions dimensioned by another partition template.

Action: Use only regular dimensions and composites to dimension each partition of the RANGE or LIST template.

ORA-36686: (XSDPART24) Value *number* is not in partition *number*.

Cause: User attempted to reorganize a list partition template by removing a value from some partition's list, but the value was not in the list.

Action: Ensure that the given values match the given partition.

ORA-36687: (XSDPART25) You cannot use compressed composite *workspace object* to dimension multiple partitions of the partition template, because its dimension list includes the PARTITION BY dimension *workspace object*.

Cause: The specified PARTITION BY dimension also occurred in the dimension list of a compressed composite used to dimension multiple partitions.

Action: Ensure that no PARTITION BY dimension occurs among the bases of the compressed composite used to dimension multiple partitions.

ORA-36688: (NTEXTCNV00) Error during conversion from TEXT to NTEXT.

Cause: An unknown character set conversion error occurred when converting a TEXT value to an NTEXT value.

Action: Unknown.

ORA-36691: (NTEXTCNV02) Invalid escape sequence in argument to UNISTR function: *string*.

Cause: The user called the UNISTR function on a string that had an invalid escape sequence. The only valid escape sequences in UNISTR are 1.) an escape-escape sequence, and 2.) an escape, followed by exactly four hexadecimal digits.

Action: Make sure that all escape sequences in UNISTR arguments are exactly four hexadecimal digits. To represent codepoints whose value is less than 0x1000, use preceding zeros. WRONG: 0x10; RIGHT: 0x0010.

ORA-36692: (XSRELGID24) A level relation must be specified for the GROUPSET and ROLLUP options of GROUPINGID.

Cause: level relation was not specified.

Action: Specify a level relation.

ORA-36693: (XSRELGID25) INHIERARCHY cannot be specified with the GROUPSET and ROLLUP options of GROUPINGID.

Cause: INHIERARCHY option was specified.

Action: Remove INHIERARCHY option.

ORA-36694: (XSRELTBL01) The value cannot be added to dimension *workspace object*.

Cause: Unknown.

Action: Check the context and permission for dimension maintenance.

ORA-36695: (XSRELGID26) The length of GID dimension status is *number*. The length of LEVEL dimension status is *number*.

Cause: GID dimension status did not match LEVEL dimension status.

Action: Change either GID dimension status or LEVEL dimension status.

ORA-36696: (XSRELTBL02) QDR dimension *workspace object* should not be the related dimension of the relation.

Cause: An ineligible dimension was specified in the Qualified Data Reference

Action: Do not attempt to qualify this dimension.

ORA-36698: (XSRELTBL03) QDR dimension *workspace object* should be in the dimension list that dimensions the relation.

Cause: The named dimension was not in the relation's dimension list.

Action: Select only dimensions that are in the relation's dimension list.

ORA-36700: (XSRELTBL04) Dimension *workspace object* cannot be qualified more than once.

Cause: The same dimension was specified more than once in the QDR.

Action: Specify each QDR dimension only once.

ORA-36702: (XSRELTBL05) The format of the HIERHEIGHT function is: \n HIERHEIGHT(relation [,] level)\n level >= 1.

Cause: The HIERHEIGHT function was specified incorrectly.

Action: Make sure the format is correct.

ORA-36704: (XSRELTBL06) *workspace object* should be dimensioned by *workspace object*.

Cause: The level relation is not dimensioned by the source relation dimension.

Action: Make sure the level relation has the correct definition.

ORA-36706: (XSRELTBL07) *workspace object* should be dimensioned by *workspace object* and one level dimension.

Cause: The destination relation has the wrong definition.

Action: Make sure the destination relation has the correct dimensions.

ORA-36708: (XSMXALLOC00) Variable *workspace object* must be dimensioned to be used by the ALLOCATE command.

Cause: The user supplied an undimensioned (scalar) variable to the ALLOCATE command.

Action: Use a dimensioned variable.

ORA-36710: (XSMXALLOC01) TARGETLOG variable *workspace object* must be dimensioned identically to TARGET variable *workspace object*.

Cause: The user attempted to execute ALLOCATE with mismatched TARGET and TARGETLOG variables

Action: Use TARGET and TARGETLOG variables with matching dimensionality.

ORA-36712: (XSMXALLOC02) Relation *workspace object* must be a one-dimensional self-relation to be used as a SOURCE or BASIS with ALLOCATE.

Cause: The user specified an invalid source or basis relation on the ALLOCATE command line.

Action: Modify the relation to be a one-dimensional self-relation.

ORA-36714: (XSMXALLOC03) TARGETLOG variable *workspace object* must have the same data type as TARGET variable *workspace object*.

Cause: The user specified a TARGETLOG variable that had a different data type from the TARGET variable.

Action: Use TARGETLOG and TARGET variables with an identical data type.

ORA-36718: (XSALLOC00) You do not have the necessary permissions to use AGGMAP *workspace object*.

Cause: The user did not have sufficient permissions to run the ALLOCATE command

Action: Change to a user ID with the appropriate permissions, or use objects that you have permission to use.

ORA-36720: (XSALLOC01) To be used with ALLOCATE, your AGGMAP *workspace object* must be defined with the ALLOCMAP command.

Cause: The user used the AGGMAP command to define the AGGMAP, so either the AGGMAP can only be used with the AGGREGATE command, or the AGGMAP has no contents attached to it.

Action: Use the ALLOCMAP command to define the AGGMAP.

ORA-36722: (XSALLOC02) In AGGMAP *workspace object*, you specified an NA or ZERO sourceval but supplied formula *workspace object* as your source for ALLOCATE.

Cause: The user requested that source values be modified during the allocation, but that is not possible when using a formula source.

Action: Either use a VARIABLE source or remove the SOURCEVAL specification for your ALLOCMAP.

ORA-36724: (XSALLOC03) *workspace object* cannot include more dimensions than the source variable.

ORA-36726: (XSALERR00) The character '*character*' is not a valid format specifier for the ALLOCATE error log.

Cause: The user specified an invalid formatter in the ALLOCERRLOGHEADER or ALLOCERRLOGFORMAT options.

Action: Correct the option to have a valid format.

ORA-36728: (XSALERR01) While performing the ALLOCATE command with AGGMAP *workspace object*, the error logging limit of *number* was exceeded.

Cause: The user specified an ERRORLOG MAX value in the ALLOCMAP, but more errors were encountered while performing the allocation.

Action: Either set ERRORLOG NOSTOP, reduce the allocation errors, or increase the ERRORLOG MAX setting

ORA-36730: A deadlock occurred allocating data.

ORA-36731: An NA basis parent cell was encountered.

ORA-36732: A value was less than the FLOOR specification.

ORA-36733: A value exceeded the CEILING specification.

ORA-36734: A value was less than the MIN specification.

ORA-36735: A value exceeded the MAX specification

Cause: .

Action: n/a

ORA-36736: Renormalizing data

ORA-36737: The logging limit was exceeded.

ORA-36738: Falling back to NAOOPERATOR after deadlock.

ORA-36739: Redistributing remainder with REMOPERATOR.

ORA-36740: A CHILDLCK was detected in your valueset

Cause: .

Action: n/a

ORA-36741: A source was OVER ALLOCATED to its children

ORA-36761: (XSLANGDM01) Analytic workspace *string* already contains a dimension (%J) with the *string* property.

Cause: An attempt was made to apply this property to more than one dimension in the AW.

Action: Remove the property from the named dimension and try the command again.

ORA-36762: (XSLANGDM02) You cannot modify the *string* property of %J because analytic workspace *string* is attached in MULTI mode.

Cause: An attempt was made to add or delete a \$DEFAULT_LANGUAGE property in an AW attached in multiwriter mode.

Action: Attach the AW in a different mode.

ORA-36763: (XSAGGCNTMOVE01) Aggregation variable *workspace object* cannot have itself as an AGGCOUNT.

Cause: An attempt was made to turn a variable into its own AGGCOUNT.

Action: Select a different AGGCOUNT variable.

ORA-36764: (XSAGGCNTMOVE02) AGGCOUNT variable *workspace object* must be of type INTEGER, not *string*.

Cause: An attempt was made to create a non-INTEGER AGGCOUNT.

Action: Select an INTEGER AGGCOUNT variable.

ORA-36765: (XSAGGCNTMOVE03) A *string* aggregation variable cannot have a *string* AGGCOUNT.

Cause: The specified AGGCOUNT variable did not have the same permanence as the aggregation variable.

Action: Select an AGGCOUNT variable with the same TEMPORARY or PERMANENT attribute as the aggregation variable.

ORA-36766: (XSAGGCNTMOVE04) *workspace object* cannot be used as an AGGCOUNT because it has an AGGCOUNT.

Cause: The specified AGGCOUNT variable had its own AGGCOUNT

Action: Select a different variable, or remove the AGGCOUNT using CHGDFN.

ORA-36767: (XSAGGCNTMOVE05) *workspace object* cannot be used as an AGGCOUNT while there are permissions applied to it.

Cause: The specified AGGCOUNT variable had its own permissions distinct from those on the aggregation variable.

Action: Select a different AGGCOUNT variable, or remove the permissions. In some cases this may require an UPDATE before the command can succeed.

ORA-36768: (XSAGGCNTMOVE06) An aggregation variable and its AGGCOUNT must have the same base dimensions.

Cause: An AGGCOUNT variable was specified with different base dimensions than the aggregation variable.

Action: Select an AGGCOUNT variable with exactly the same base dimensions as the aggregation variable.

ORA-36778: (XSPGTRLOW) The amount of available temporary storage is still low. Free some temporary storage immediately. You can do so, for example, by UPDATING or DETACHING an analytic workspace.

Cause: Ran out of temporary tablespace storage.

Action: Increase the amount of temporary tablespace storage.

ORA-36779: Invalid parameter value.

Cause: The specified value for OLAP_PAGE_POOL_SIZE initialization parameter was out of range. OLAP_PAGE_POOL_SIZE must be between 2097152 and 2147483647. Additionally, you cannot use a fixed-size OLAP page pool with multiple tablespace block sizes. OLAP_PAGE_POOL_SIZE remains unmodified.

Action: None

ORA-36780: (IOSEC01) Current Directory Alias is not set. Cannot complete *string*.

ORA-36782: (IOSEC02) Directory Alias used in *string* does not exist, or you do not have sufficient privileges to access it.

ORA-36784: (IOSEC03) *string* is an invalid directory or file name.

ORA-36786: (IOSEC04) File *string* does not exist or cannot be accessed.

ORA-36792: (IOSEC07) Error accessing file *string*.

ORA-36800: (XSTBLFUNC00) The OLAP_TABLE function can only have a single LOOP statement within the LIMITMAP

Cause: The OLAP table function given used more than one LOOP statement.

Action: It is currently impossible to specify more than one LOOP composite, either remove one of the statements (and loop densely over relevant dimensions), or create a new composite that encompasses both loops and have a single loop statement refer to that.

ORA-36802: (XSTBLFUNC01) The OLAP_TABLE function must contain a DATAMAP that executes a FETCH command or a LIMITMAP.

Cause: There is no limitmap on the table function and either the datamap does not contain a fetch, or it errored before the fetch was called.

Action: Check the datamap for errors, make sure that it executes a fetch statement, if it is not intended to execute the fetch then make sure that the table function has a valid limitmap.

ORA-36804: (XSTBLFUNC02) The OLAP_TABLE function encountered an error while parsing the LIMITMAP.

Cause: Invalid LIMITMAP syntax, or the name resolution failure of an ANALYTIC WORKSPACE OBJECT.

Action: Check the syntax of the limit map, check that the OLAP_TABLE function refers to a valid analytic workspace, check that all analytic workspace objects within the limitmap actually exist within the analytic workspace

ORA-36806: (XSTBLFUNC03) The OLAP_TABLE function refers to an invalid ADT attribute: *string*.

Cause: The limitmap refers to a matching of ADT attribute to AW object, but the ADT attribute is not an element of the specified ADT table. Most commonly this is a typo.

Action: Add the attribute to the ADT, correct the LIMITMAP, or remove the reference from the LIMITMAP.

ORA-36808: (XSTBLFUNC04) The OLAP_TABLE function LEVELREL clause cannot declare *number* ADT fields from *number* AW fields.

Cause: The limitmap has a levelrel clause which has a different number of values in the list to the right of the FROM than it has to the left.

Action: Change the limitmap so that there is a 1:1 mapping of adt and aw elements.

ORA-36810: (XSTBLFUNC05) Analytic workspace object *number* does not exist.

Cause: The limitmap refers to a non-existent aw object.

Action: Change the limitmap or define the object

ORA-36812: (XSTBLFUNC06) Invalid Syntax at '?'.

Cause: The limitmap has a question mark character outside the context of a string.

Action: Fix the limitmap

ORA-36814: (XSTBLFUNC07) The datatype of the column used in the ROW2CELL clause of a LIMITMAP must be RAW(16).

Cause: Datatype of column used in ROW2CELL clause of a LIMITMAP is not RAW(16).

Action: Change datatype to RAW(16).

ORA-36815: (XSTBLFUNC08) The OLAP_TABLE has attempted to use an AW single row function with the aw_attach parameter set to DURATION QUERY.

Cause: The OLAP_TABLE aw_attach parameter was set to DURATION QUERY.

Action: Change the OLAP_TABLE aw_attach parameter to DURATION SESSION.

ORA-36816: (XSTBLFUNC09) The *workspace object* dimension is of datatype *string* which does not support custom member upserts.

Cause: Custom members were attempted to be added via an upsert to a dimension that does not support them

Action: Disable the AW Hash optimization for this query

ORA-36817: (XSTBLFUNC10) The LIMITMAP LOOP clause specifies an invalid type of object. *workspace object* must be a DIMENSION or COMPOSITE.

Cause: An invalid type of object was specified in the LOOP clause.

Action: Correct the LOOP clause.

ORA-36818: (XSTBLFUNC11) A LIMITMAP DIMENSION clause specifies an invalid type of object. *workspace object* must be a DIMENSION.

Cause: An invalid type of object was specified in the DIMENSION clause.

Action: Correct the DIMENSION clause.

ORA-36819: (XSTBLFUNC12) *workspace object* cannot be used in a LIMITMAP *string* clause.

Cause: An invalid type of object was specified in a LIMITMAP clause.

Action: Correct the LIMITMAP clause.

ORA-36820: (XSLMINFO00) The LIMITMAPINFO function encountered an error while parsing the LIMITMAP.

Cause: Invalid LIMITMAP syntax.

Action: Correct the syntax of the limit map.

ORA-36821: (XSJPUSH00) An error occurred while attempting to push a join of 2 AW tables.

Cause: Unknown.

Action: Re-execute the query with parameter `_optimizer_aw_join_push_enabled = FALSE`.

ORA-36825: (XSTBLFUNC13) An error occurred expanding the `cube_name` argument in the OLAP table function

Cause: Incorrect metadata or invalid cube name

Action: Correct the metadata.

ORA-36826: (XSTBLFUNC14) OLAP C Looper is disabled by event 37395

Cause: init.ora event 37395 includes level 8 which disables the OLAP C looper

Action: Remove event level 8 and use explicit FETCH function for OLAP_TABLE

ORA-36830: (XSLMGEN00) Object *string.string* does not exist

Cause: The object does not exist

Action: Check view token for errors

ORA-36831: (XSLMGEN01) View token cannot be NA

Cause: A NA was passed as the view token

Action: Pass in a valid view token

ORA-36832: (XSLMGEN02) View token cannot be greater than 4000 bytes

Cause: A view token was greater than 4000 bytes

Action: Pass in a view token less than 4000 bytes

ORA-36833: (XSLMGEN03) View token cannot be blank

Cause: A blank was passed as the view token

Action: Pass in a valid view token

ORA-36834: (XSLMGEN04) Column tag is greater than 30 bytes

Cause: A value greater than 30 bytes was passed as the column tag

Action: Pass in a column tag of 30 bytes or less

ORA-36835: (XSLMGEN05) Dimension *string.string* hierarchy *string* level *string* is missing a COLUMNNAME property value

Cause: The COLUMNNAME property has no value

Action: Add a value to COLUMNNAME property

ORA-36836: (XSLMGEN06) The dimensionality of object *string.string* is different than the view token

Cause: The dimensionality of the cube does not match the view token

Action: Check view token for unrelated hierarchies clauses

ORA-36837: (XSLMGEN07) Object owner *string* is different than *string*

Cause: The object owners are different

Action: Make the object owners match

ORA-36838: (XSLMGEN08) Dimension *string.string* attribute *string* is missing a COLUMNNAME property value

Cause: The COLUMNNAME property has no value

Action: Add a value to COLUMNNAME property

ORA-36839: (XSLMGEN09) Cube *string.string* measure *string* is missing a COLUMNNAME property value

Cause: The COLUMNNAME property has no value

Action: Add a value to COLUMNNAME property

ORA-36840: (XSLMGEN10) Cube *string.string* has no measures

Cause: The cube has no measures

Action: Add a measure to the cube

ORA-36841: (XSLMGEN11) Dimension *string.string* was not found

Cause: The view token referenced a dimension that does not exist

Action: Pass in a dimension that does exist

ORA-36842: (XSLMGEN12) Hierarchy *string.string.string* was not found

Cause: The view token referenced a hierarchy that does not exist

Action: Pass in a hierarchy that does exist

ORA-36843: (XSLMGEN13) Dimension *string.string* hierarchy *string* is missing a PHYSICALNAME property value

Cause: The property PHYSICALNAME has no value

Action: Populate the property PHYSICALNAME with a value

ORA-36844: (XSLMGEN14) Dimension *string.string* is missing a *string* property value

Cause: The dimension is missing a required property

Action: Check dimension property values

ORA-36845: (XSLMGEN15) Owner is greater than 30 bytes

Cause: The owner passed is greater than 30 bytes

Action: Pass in an owner that is 30 bytes or less

ORA-36846: (XSLMGEN16) AW name is greater than 30 bytes

Cause: The AW name passed is greater than 30 bytes

Action: Pass in an AW name that is 30 bytes or less

ORA-36847: (XSLMGEN17) AW name is blank

Cause: The AW name passed is blank

Action: Pass in an AW name that has a value

ORA-36848: (XSLMGEN18) Object name *string* is different than *string*

Cause: The object names are different

Action: Make the object names match

ORA-36849: (XSLMGEN19) AW owner does not match View token owner

Cause: The AW owner does not match the View token owner

Action: Match AW owner to View token object owner

ORA-36850: (XSLMGEN20) View token *string* is not correct

Cause: The view token is not correct

Action: Check view token syntax for errors

ORA-36861: (XSTFRC01) SQL Cache ID parameter is invalid or missing.

Cause: SQL Cache ID parameter is required to identify SQL cache to query

Action: Supply a valid SQL Cache ID. Normally, users should not call OLAP Random Access Cursor table function themselves and therefore should not encounter this error.

ORA-36862: (XSTFRC02) Column number for this SQL Cache must be between 1 and *number*. Specified column number *number* is invalid.

Cause: Column Map references a column number that is greater than the maximum column number in SQL Cache

Action: Reference a correct column number. Normally, users should not call OLAP Random Access Cursor table function themselves and therefore should not encounter this error.

ORA-36871: (XSFTDSC01) Object *string* cannot be used to define a column in a LIMITMAP.

Cause: The object cannot define a column in LIMITMAP most likely because it is of a wrong type such as, for example, a Worksheet.

Action: Remove the reference from the LIMITMAP.

ORA-36872: (XSTFDSC02) Column type specifier cannot be used when the table function data type is specified.

Cause: Column type can only be used with implicitly-specified table functions

Action: Remove column type from reference from the LIMITMAP or remove the explicit table function data type specification.

ORA-36873: (XSTFDSC03) Column type must be specified explicitly.

Cause: Missing column type specification.

Action: Please, make sure to specify a column type in COLUMN MAP. Normally, users should not call OLAP Random Access Cursor table function themselves and therefore should not encounter this error.

ORA-36874: (XSTFDSC04) Expression *string* cannot be used to define a column in a LIMITMAP.

Cause: The expression cannot define a column in LIMITMAP most likely because it is of a wrong type such as, for example, a Worksheet.

Action: Remove the reference from the LIMITMAP.

ORA-36875: (XSTFDSC05) LIMITMAP is missing or is not a string literal.

Cause: Table functions that have an automatic ADT require LIMITMAP to be a string literal.

Action: Either specify ADT for the table function or specify LIMITMAP as a string literal.

ORA-36876: (XSTFDSC06) The column datatype *string* is not supported in OLAP table functions.

Cause: The object type layer does not support column datatype.

Action: Use a supported column datatype.

ORA-36881: (XSSRF00) The OLAP DML ROW2CELL function can only be used in a LIMITMAP.

Cause: Using the ROW2CELL function outside of the LIMITMAP.

Action: Remove use of the ROW2CELL function.

ORA-36882: (XSSRF01) The second parameter of an AW single row function cannot be NULL.

Cause: The second parameter of the AW single row function was NULL

Action: Pass a valid OLAP DML expression as the second parameter of the AW single row function

ORA-36883: (XSSRF02) The first parameter of an AW single row function cannot be NULL.

Cause: The first parameter of the AW single row function was NULL

Action: Make sure the column specified in the LIMITMAP ROW2CELL clause is the first parameter of the AW single row function.

ORA-36884: (XSSRF03) The value of the first parameter of the AW single row function is incorrect.

Cause: The column specified in the LIMITMAP ROW2CELL clause was not the first parameter of the AW single row function.

Action: Make sure the column specified in the LIMITMAP ROW2CELL clause is the first parameter of the AW single row function.

ORA-36885: (XSSRF04) Error rewriting OLAP DML expression. Column name too big

Cause: The column name specified in the OLAP DML expression was larger than 30 bytes.

Action: Make sure the column name specified in the OLAP DML expression is less than or equal to 30 bytes.

ORA-36886: (XSSRF05) Error rewriting OLAP DML expression. Rewritten expression is greater than *number* bytes

Cause: The rewritten OLAP DML expression was larger than the output buffer.

Action: Create a smaller OLAP DML expression.

ORA-36887: (XSSRF06) Error rewriting OLAP DML expression. Column name *string* is not a valid ADT column.

Cause: The column name passes does not exist.

Action: Only reference columns that exist.

ORA-36902: (XSAGDNGL43) In AGGMAP *workspace object*, the MODEL *workspace object* is not a model over a base dimension of the AGGMAP.

Cause: Model may include equations others than dimension values, or blocks other than simple blocks.

Action: Make sure model only includes the simple blocks with dimension values.

ORA-36904: (XSAGDNGL44) In AGGMAP *workspace object*, RELATION *workspace object* occurs after a dynamic model. The dynamic model must be the last calculation within the AGGMAP.

Cause: Before the current relation, dynamic model exists.

Action: Make sure the dynamic model is the last statement.

ORA-36910: (XSAGDNGL47) In AGGMAP *workspace object*, DYNAMIC MODEL *workspace object* can only edit the top level of its matching relation hierarchy.

Cause: The model attempted to edit a child node in the relation hierarchy.

Action: Remove this attempt from the model definition.

ORA-36912: (XSAGDNGL48) In AGGMAP *workspace object*, MODEL *workspace object* cannot be simultaneous.

Cause: The aggmap contained a simultaneous model.

Action: Change the model definition so that it is no longer simultaneous.

ORA-36913: (XSAGDNGL49) In AGGMAP *workspace object*, LOAD_STATUS *object workspace object* must be an undimensioned VALUESET over the relation dimension.

Cause: The object referred to by the LOAD_STATUS clause of the aggmap wasn't an undimensioned valueset over the related dimension

Action: Change the aggmap definition so that it doesn't refer to an invalid object

ORA-36914: (XSAGDNGL50) In AGGMAP *workspace object*, LOAD_STATUS *valueset workspace object* contains both a child and its ancestor.

Cause: The LOAD_STATUS valueset is not allowed to contain both a dimension value and an ancestor of that value.

Action: Perform a limit remove ancestors on the valueset and confirm that the result matches the intended load.

ORA-36920: (XSVPMVTOPART01) *workspace object* cannot become anonymous because it has properties.

Cause: The OLAP DML command would result in a named object becoming an anonymous object, but the object had one or more properties associated with it.

Action: Remove the properties using the PROPERTY command. In some cases an UPDATE may be required before the command can proceed.

ORA-36921: (XSVPMVTOPART02) *workspace object* and *workspace object* are not in the same analytic workspace.

Cause: The OLAP DML command requires certain objects to be in the same analytic workspace, and the command string specified objects from two different analytic workspaces.

Action: If more than one analytic workspace is attached to the session, make sure that the object names given in the command are unique across all attached analytic workspaces. Use qualified object names (QON's) if necessary.

ORA-36922: (XSVPMVTOPART03) *workspace object* is the target of an external partition of a partitioned variable.

Cause: An attempt was made to perform some prohibited operation on a variable which is itself a partition of some other variable.

Action: If desired, use the CHGDFN command to DROP the partition from the partitioned variable, and then run the command again.

ORA-36923: (XSVPMVTOPART04) *workspace object* is not a LIST or RANGE PARTITION TEMPLATE.

Cause: The user ran a command that only operates on a LIST or RANGE partition template (or a variable dimensioned by a LIST or RANGE partition template) on some other kind of analytic workspace object.

Action: Rerun the command on a LIST or RANGE partition template or a variable dimensioned by a LIST or RANGE partition template.

ORA-36924: (XSVPMTOPART05) *workspace object* is not in a COMPOSITE.

Cause: The OLAP DML command expected that the variable would be dimensioned by a composite containing the specified dimension, the specified dimension within a composite.

Action: Rerun the command on some variable is dimensioned by a composite containing the specified dimension.

ORA-36925: (XSVPMTOPART06) Partition *number* has some values that are not in *workspace object*.

ORA-36926: (XSVPMTOPART07) More than one variable is dimensioned by *workspace object*.

ORA-36930: Cannot start a recursive call to Oracle OLAP because a ROLLBACK past an UPDATE to an attached analytic workspace has been performed.

Cause: ROLLBACK past the UPDATE of one of the attached Analytic Workspaces was called. A recursive Oracle OLAP call cannot be made until the control returns to the initial OLAP call and the affected Analytic Workspaces detached.

Action: Change the called SQL procedure to avoid the ROLLBACK

ORA-36940: (XSDPENG00) You cannot apply the PARTITION function to *workspace object* because it is not a partition template.

ORA-36950: (XSFCAST22) The list of *string* values cannot have more than *number* members. You supplied *number*.

Cause: There are more than the maximum number of OFFSET or PERIODICITY values.

Action: Remove some of the values.

ORA-36951: (XSFCAST28) The ALLOCLAST parameter cannot be set to YES unless PERIODICITY specifies more than one cycle.

Cause: ALLOCLAST was set to YES when PERIODICITY specified a single value rather than a list of nested cycles.

Action: Set ALLOCLAST to FALSE (the default), or specify more than one value for PERIODICITY (in the form of a parenthesized list).

ORA-36952: (XSFCAST23) You cannot specify a cycle number when querying the *string* forecasting option.

Cause: A cycle number was specified in a call to FCQUERY to retrieve forecast data not related to a cycle.

Action: Remove the cycle specification from the call to FCQUERY.

ORA-36954: (XSFCAST24) The cycle number must be between 1 and *number*. You specified *number*.

Cause: A cycle number less than 1 or greater than the maximum value was specified in a call to FCQUERY.

Action: Specify a number in the indicated range.

ORA-36956: (XSFCAST25) There are only *number* PERIODICITY values. You cannot specify more OFFSET values.

Cause: More OFFSET values were specified than PERIODICITY values.

Action: Supply only as many OFFSETs as there are PERIODICITY values.

ORA-36958: (XSFCAST26) The OFFSET value for cycle *number* cannot be greater than the cycle's PERIODICITY, which is *number*. You specified *number*.

Cause: The OFFSET for a cycle exceeded the PERIODICITY for that cycle.

Action: Supply an OFFSET less than or equal to the PERIODICITY for the corresponding cycle.

ORA-36960: (XSFCAST27) The value of the *string* expression must be an odd number. You specified *number*.

Cause: An even number was given for an option that requires an odd number.

Action: Supply an odd number or let the option default.

ORA-36961: Oracle OLAP is not available.

Cause: The user attempted to utilize functionality found only in Oracle OLAP, but OLAP has not been enabled in the executable.

Action: Install the Oracle OLAP option

ORA-36962: (XSRELTBL08) *string* is not a valid *workspace object*.

Cause: The specified value does not exist in the dimension.

Action: Specify an existing value of the dimension.

ORA-36963: (XSRELTBL16) INHIERARCHY object *workspace object* should be a valid valueset or boolean variable.

Cause: Invalid valueset or variable was specified.

Action: Specify a valid valueset or variable.

ORA-36964: (XSRELTBL09) *workspace object* is not a valid level relation.

Cause: The specified level relation was not consistent with the parentage hierarchy.

Action: Fix one or both of the relations involved so that all parents are at a higher level than their children.

ORA-36965: (XSRELTBL17) Invalid LEVELORDER valueset *workspace object*.

Cause: Invalid LEVELORDER valueset was specified.

Action: Specify a valid valueset.

ORA-36966: (XSRELTBL10) *workspace object* must be a dimension.

Cause: The qualified object must be a dimension.

Action: Remove the named object from the QDR.

ORA-36967: (XSRELTBL18) Invalid INHIERARCHY valueset *workspace object*.

Cause: Invalid valueset was specified.

Action: Specify a valid valueset.

ORA-36968: (XSRELTBL11) Invalid relation *workspace object*.

Cause: Non-object or an object other than a RELATION was specified as source or destination.

Action: Specify RELATION objects.

ORA-36969: (XSRELTBL19) Merged family relation cannot take INHIERARCHY option.

Cause: INHIERARCHY option was specified.

Action: Remove INHIERARCHY option.

ORA-36970: (XSRELTBL12) *workspace object* must be a self-relation.

Cause: The specified source relation was not a self-relation.

Action: Specify a self-relation as the source.

ORA-36971: (XSRELTBL19) Merged family relation cannot take LEVELORDER option.

Cause: LEVELORDER option was specified.

Action: Remove LEVELORDER option.

ORA-36972: (XSRELTBL13) Relation *workspace object* must be dimensioned by *workspace object*.

Cause: Destination relation is not dimensioned by source relation dimension.

Action: Give a correct destination relation.

ORA-36974: (XSRELTBL14) *workspace object* is not a BOOLEAN variable dimensioned by all the dimensions of the hierarchy.

Cause: The named variable had either the wrong data type or the wrong dimensions.

Action: Specify a BOOLEAN variable dimensioned by all the dimensions of the hierarchy.

ORA-36975: (XSRELTBL15) You must specify a USING clause naming a relation with same level dimension as LEVELORDER valueset *workspace object*.

Cause: USING was omitted from the HIERHEIGHT command, or specified a relation containing values of a different dimension than the LEVELORDER valueset.

Action: Provide a USING clause naming a relation containing values from the correct level dimension. -----

ORA-36976: (XSRELGID00) Invalid GROUPINGID destination relation or variable *workspace object*.

Cause: Non-Object or invalid relation or invalid variable.

Action: Specify the valid relation or variable.

ORA-36977: (XSRELGID17) The GROUPINGID command does not support hierarchies with more than 126 levels.

Cause: The user specified a hierarchy with more than 126 levels.

Action: Decrease the number of levels in the hierarchy.

ORA-36978: (XSRELGID01) *workspace object* must be a self-relation.

Cause: Source relation is not a self-relation.

Action: Specify a self-relation as the source relation.

ORA-36979: (XSRELGID18) Property *number* can only be set by the GROUPINGID command.

Cause: You tried to set the \$GID_DEPTH property.

Action: Stop to set the \$GID_DEPTH property.

ORA-36980: (XSRELGID02) Variable *workspace object* must have a numeric data type.

Cause: The destination variable does not have a numeric data type.

Action: Make sure the variable is numeric.

ORA-36981: (XSRELGID19) The format of the GROUPINGID function is:\n \n GROUPINGID(gidrel1 [gidrel2]...)

Cause: Bad syntax

Action: Correct syntax

ORA-36982: (XSRELGID03) The destination variable/relation *workspace object* must be dimensioned by all dimensions of the source relation *workspace object* that have more than one value in status.

Cause: Destination variable/relation does not have enough dimensionality to hold the result from the multi-dimensional source relation.

Action: Either limit the status of hierarchy dimensions or redefine the destination variable/relation with the extended dimensionality

ORA-36983: (XSRELGID20) The groupingid relation *workspace object* repeats.

Cause: The groupingid relation repeated.

Action: Remove the duplicated groupingid relation.

ORA-36984: (XSRELGID04) A value cannot be inserted into dimension *workspace object*.

ORA-36985: (XSRELGID21) The source relation can be omitted only when using both surrogate GID and level order valueset.

Cause: Source relation was not specified.

Action: Specify the source relation or both surrogate gid and level order valueset.

ORA-36986: (XSRELGID05) Relation *workspace object* must be dimensioned by *workspace object*.

Cause: The destination relation is not dimensioned by the dimension of the source relation.

Action: Redefine the destination relation or choose another relation with the correct dimensionality.

ORA-36988: (XSRELGID06) The related dimension of relation *workspace object* must be of type NUMBER.

Cause: The related dimension of the destination relation has the wrong data type.

Action: Redefine the destination relation or choose another relation whose related dimension is of type NUMBER.

ORA-36989: (XSRELGID23) GROUPSET and ROLLUP options in GROUPINGID require the destination relation.

Cause: Either variable or surrogate dimension was specified as destination.

Action: Specify the destination relation.

ORA-36990: (XSRELGID07) The level relation *workspace object* should be dimensioned by a level dimension.

Cause: The level relation is not dimensioned by a level dimension.

Action: Redefine the level relation or choose another relation with the correct dimensionality.

ORA-36991: (XSRELGID08) The level relation and level order valueset provide inconsistent level mappings.

Cause: There is a conflict between the hierarchy/level relation and the level order valueset.

Action: Choose objects that do not conflict.

ORA-36992: (XSRELGID09) A level relation is needed to produce a surrogate dimension gid.

Cause: A level relation was not specified.

Action: Specify a level relation.

ORA-36993: (XSRELGID10) OBJECT *workspace object* must be a VARIABLE, RELATION, or a numeric SURROGATE DIMENSION based on the level dimension *workspace object*.

Cause: not a surrogate dimension, or the surrogate dimension is not based on the level dimension.

Action: modify/change the surrogate dimension.

ORA-36994: (XSRELGID11) The SURROGATE DIMENSION *workspace object* must be numeric.

Cause: The surrogate dimension is not numeric

Action: Change the surrogate dimension as numeric

ORA-36995: (XSRELGID12) There are duplicate values in the surrogate dimension gid. Use the levelorder option to resolve the ambiguity.

Cause: more than 1 hierarchies in the current computing scope.

Action: use inhierarchy to limit

ORA-36996: (XSRELGID13) Valueset *workspace object* should be defined over dimension *workspace object*.

Cause: Valueset doesn't match the dimension

Action: Change the valueset's dimension

ORA-36997: (XSRELGID14) For variable or relation grouping ids, a level relation is needed when a level order valueset is specified.

Cause: no level relation exists with level order valueset.

Action: provide the level relation.

ORA-36998: (XSRELGID15) LEVEL ORDER VALUESET *workspace object* and LEVEL RELATION *workspace object* have the different level dimensions.

Cause: either level order valueset or level relation has wrong level dimension.

Action: choose the correct level dimension

ORA-36999: (XSRELGID16) OBJECT *workspace object* is not a surrogate dimension, a source relation must be specified when creating any non-surrogate grouping id.

Cause: use variable/relation gid without providing the source relation

Action: use the surrogate or provide the source relation

ORA-37000: (NOTALIAS00) *workspace object* is not an ALIAS DIMENSION of *workspace object*.

Cause: The user specified an object which is not alias dimension of the first dimension

Action: Specify an alias dimension of the first dimension

ORA-37001: You have one or more attached but unupdated analytic workspaces.

Cause: The user has attempted to shut down OLAP, but they have active analytic workspaces whose changes have not been saved.

Action: Either issue the update command to update the AWs, or pass TRUE as the force parameter to `dbms_aw.shutdown()`

ORA-37002: Oracle OLAP failed to initialize. Please contact Oracle OLAP technical support.

Cause: A severe error occurred while initializing OLAP.

Action: Contact support (and possibly OLAP development) for help in debugging the issue.

ORA-37003: (AWLISTALL01) *number readers*

Cause: used in AW(LISTALL) output formatting when %d is 0

Action: None

ORA-37004: (AWLISTALL02) *number reader*

Cause: used in AW(LISTALL) output formatting when %d is 1

Action: None

ORA-37005: (AWLISTALL03) *number readers*

Cause: used in AW(LISTALL) output formatting when %d is > 1

Action: None

ORA-37006: (AWLISTALL04) *number writers*

Cause: used in AW(LISTALL) output formatting when %d is 0

Action: None

ORA-37007: (AWLISTALL05) *number writer*

Cause: used in AW(LISTALL) output formatting when %d is 1

Action: None

ORA-37008: (AWLISTALL06) *number writers*

Cause: used in AW(LISTALL) output formatting when %d is > 1

Action: None

ORA-37010: (XSACQUIRE_DIFFAW) When using the CONSISTENT WITH clause, all objects must come from the same analytic workspace.

Cause: The ACQUIRE command cannot keep objects from several workspaces consistent with each other

Action: Omit the CONSISTENT WITH clause or make sure all objects being acquired belong to the same analytic workspace.

ORA-37011: (XSACQUIRE_LOCKED) Object *workspace object* is locked by another user.

Cause: Could not acquire (or acquire consistent) the object, since it is locked by another user

Action: Try to acquire this object later

ORA-37012: (XSACQUIRE_TIMEOUT) Object *workspace object* is locked by another user and the WAIT timed out.

Cause: Could not acquire (or acquire consistent) the object for a while, since it is locked by another user

Action: Try to acquire this object later

ORA-37013: (XSACQUIRE_DEADLOCK) Cannot wait to acquire object *workspace object*, since doing so would cause a deadlock.

Cause: Waiting to acquire the object would cause a deadlock

Action: Release some other object that another user is waiting for and try to acquire this object again.

ORA-37014: (XSACQUIRE_ACQUIRED) Object *workspace object* is already acquired.

Cause: The object is already acquired

Action: Do not try to acquire this object again

ORA-37015: (XSACQUIRE_YNRESYNC) Object *workspace object* is ambiguously listed to be acquired both with and without RESYNC.

Cause: The object is listed in with resync list and no resync list. Such usage is ambiguous as to the user's intent on preserving or not preserving private changes.

Action: Do not list the object both with and without RESYNC

ORA-37016: (XSACQUIRE01) You must specify objects to acquire for the ACQUIRE command.

Cause: A list of objects to acquire with or without resync is missing

Action: Specify the list of objects to acquire

ORA-37018: (XSACQUIRE03) Multiwriter operations are not supported for object *workspace object*.

Cause: Multiwriter presently does not work for this object type

Action: Attach the AW in RW or EXCLUSIVE modes to modify this object.

ORA-37020: (XSMULTI01) Analytic workspace *string* is not in MULTI mode.

Cause: The workspace for an object is not in multiwriter mode. Hence, no multiwriter operations are allowed on the objects in the workspace

Action: Attach the workspace in the multiwriter mode or do not use multiwriter commands with it.

ORA-37021: (XSMULTI02) Object *workspace object* is not acquired.

Cause: The object must be acquired for this multiwriter operation

Action: Do not use this multiwriter operation on an object that is not acquired

ORA-37023: (XSMLTUPD01) Object *workspace object* cannot be updated without dimension *workspace object*.

Cause: One cannot update an object if it is dimensioned by a maintained dimension without updating that dimension or if the object is a relation and the dimension is its target.

Action: Include the maintained dimension in the update list

ORA-37026: (XSMLTRESYNC01) Object *workspace object* cannot be resynced without dimension *workspace object*.

Cause: One cannot resync an object if it is dimensioned by a maintained dimension without updating that dimension or if the object is a relation and the dimension is its target.

Action: Include the maintained dimension in the update list

ORA-37027: (XSMLTRESYNC02) Object *workspace object* cannot be resynced without modified object *workspace object* because they share a modified composite dimension.

Cause: When one resyncs an object that is dimensioned by a composite dimension, the composite dimension is resynced automatically, dropping all new tuples. This cannot be done, however, if the automatic resync of the composite dimension might cause data in an object that shares the composite dimension to become NA.

Action: Resync both objects together. Alternatively, you can try to acquire the other object (that will ensure that the composite dimension is locked in the latest generation and will not be resynced when resyncing the first object), resync the first object, and release the other object.

ORA-37028: (XSMLTRESYNC03) Object *workspace object* cannot be resynced without modified object *workspace object* because they share a modified dimension map.

Cause: When one resyncs an object that is dimensioned by a dimension map, the dimension map is resynced automatically, dropping all changes. This cannot be done, however, if the automatic resync of the dimension map might cause data in an object that shares the dimension map to become NA.

Action: Resync both objects together. Alternatively, you can try to acquire the other object (that will ensure that the dimensions map is locked in the latest generation and will not be resynced when resyncing the first object), resync the first object, and release the other object.

ORA-37030: (XSMLTMAINT01) You cannot maintain *workspace object* because it is not ACQUIRED.

Cause: One cannot maintain a dimension in a multiwriter AW if it is not acquired.

Action: Acquire the dimension first.

ORA-37031: (XSMLTMAINT02) You cannot DELETE values of dimension *workspace object* in MULTI mode.

Cause: DELETE is allowed in multiwriter mode only for SESSION dimension members

Action: Attach the AW in a R/W mode and perform the DELETE operation

ORA-37032: (XSMLTMAINT03) You cannot MAINTAIN partition template workspace object in MULTI mode.

Cause: User attempted to add or remove values from a LIST partition template's lists while the AW containing the partition template was attached in multiwriter mode.

Action: Do the maintenance in read only or read-write mode.

ORA-37035: (XSMLTDCL01) You can only DEFINE SESSION objects in analytic workspace string because it is attached in MULTI mode.

Cause: Persistent object definition in multiwriter mode is not allowed.

Action: Do all persistent object definitions in read-write mode.

ORA-37036: (XSMLTDCL02) You cannot DELETE objects in analytic workspace string because it is attached in MULTI mode.

Cause: One cannot delete objects in an analytic workspace attached in MULTI mode.

Action: Do all object in read-only or read-write mode.

ORA-37037: (XSMLTDCL03) You cannot RENAME objects in analytic workspace string because it is attached in MULTI mode.

Cause: One cannot rename objects in an analytic workspace attached in MULTI mode.

Action: Do all persistent object maintenance in read-write mode.

ORA-37038: (XSMLTDCL04) You cannot change definitions of objects in analytic workspace string because it is attached in MULTI mode.

Cause: One cannot use CHGDFN command on objects in an analytic workspace attached in MULTI mode.

Action: Do all persistent object maintenance in read-write mode.

ORA-37039: (XSMLTDCL05) You cannot maintain triggers in analytic workspace string because it is attached in MULTI mode.

Cause: One cannot use TRIGGER command on objects in an analytic workspace attached in MULTI mode.

Action: Do all persistent object maintenance in read-write mode.

ORA-37040: (XSACQUIRE_DEP_LOCKED) Composite, concat, dimension map, or internal partition workspace object is locked by another user.

Cause: Some object required locking a composite, concat, dimension map, or internal partition, which is locked by another user

Action: Try to acquire this object later

ORA-37041: (XSACQUIRE_DEP_TIMEOUT) Composite, concat, dimension map, or internal partition workspace object is locked by another user and the WAIT timed out.

Cause: Some object required locking a composite, concat, dimension map, or internal partition, which could not be locked for a while, since it is locked by another user

Action: Try to acquire this object later

ORA-37042: (XSACQUIRE_DEP_DEADLOCK) Cannot wait to acquire composite, concat, dimension map, or internal partition workspace object, since doing so would cause a deadlock.

Cause: Some object required locking a composite, concat, dimension map, or internal partition, which would cause a deadlock

Action: Release some other object that another user is waiting for and try to acquire this object again.

ORA-37043: (XSACQUIRE_DEP_OLDGEN) Composite, concat, dimension map, or internal partition *workspace object* cannot be locked, since another user has committed a new one already.

Cause: Some object required locking a composite, concat, dimension map, or internal partition in the present generation, which is not possible, since a newer generation already exists.

Action: Try to acquire the main object with resync

ORA-37044: (XSACQUIRE_OLDGEN) Cannot acquire object *workspace object* without resync.

Cause: Could not acquire the object without resync because another user has committed a newer version of it already.

Action: Try to acquire this object with resync parameter

ORA-37050: (XSMLTDCL06) You cannot use the RELATION command with *workspace object* because analytic workspace *string* is attached in MULTI mode.

Cause: One cannot use the RELATION command on objects in an analytic workspace attached in MULTI mode.

Action: Change the default relation when the analytic workspace is attached in RW or Exclusive mode.

ORA-37051: (XSAWRESREV01) You cannot RESYNC or REVERT analytic workspace *string* because one or more objects have been defined in it during this session.

ORA-37052: (XSAWRESREV02) You cannot RESYNC or REVERT analytic workspace *string* because one or more objects have been deleted from it during this session.

ORA-37053: (XSAWRESREV03) You cannot RESYNC or REVERT analytic workspace *string* because one or more of its objects have had their definitions changed during this session.

ORA-37054: (XSAWRESREV04) You cannot RESYNC or REVERT analytic workspace *string* because it contains one or more unnamed composites renamed during this session.

ORA-37055: (XSAWRESREV05) You cannot RESYNC analytic workspace *string* because another session has changed the definitions of one or more objects it contains.

ORA-37056: (XSAWRESREV06) You cannot RESYNC or REVERT analytic workspace *string* because one or more SESSION dimensions or composites are based on *workspace object*.

ORA-37060: (XSMCSESS08) *number* is not a valid custom member in dimension *workspace object*.

Cause: No custom member or invalid custom member

Action: Create the custom member or use the correct custom member

ORA-37072: (XSMCSESS00) Object *workspace object* has the wrong type.

Cause: The object is not of the object type specified in the APPLY clause

Action: Specify the correct object type

ORA-37073: (XSMCSESS01) Applied relation *workspace object* must be dimensioned by dimension *workspace object*.

Cause: Applied relation has the different dimension from the dimension currently being maintained

Action: Maintain relation dimension

ORA-37074: (XSMCSESS02) Variable *workspace object* has no default aggmap.

Cause: The applied variable has no default aggmap

Action: Use variable with the default aggmap or aggmap directly

ORA-37075: (XSMCSESS03) You cannot rename a session-only dimension value.

Cause: The user tried to apply MAINTAIN RENAME to a SESSION value.

Action: Delete the old value and add a new one with the desired name.

ORA-37076: (XSMCSESS04) *workspace object* is not the type of dimension that can have session-only values. Valid types are TEXT, NTEXT, ID, NUMBER, and CONCAT with the UNIQUE attribute.

Cause: The user tried to add a SESSION value to a dimension type that does not support SESSION values.

Action: Use a dimension of one of the listed types.

ORA-37077: (XSMCSESS05) Object *workspace object* is specified more than once.

Cause: The same object name was given more than once in the apply clause or in the step dimension list.

Action: Remove the repetitions.

ORA-37078: (XSMCSESS06) The dimension being maintained (*workspace object*) cannot also be used as a step dimension.

Cause: The dimension being maintained was named as a step dimension.

Action: Remove this dimension from the list of step dimensions.

ORA-37079: (XSMCSESS07) Aggmap *workspace object* cannot be used for AGGREGATE.

Cause: The current aggmap may be for ALLOCATE

Action: Choose the correct aggmap for AGGREGATE only.

ORA-37080: Advice requested for hierarchy with too many levels

Cause: A request was made for advice on a hierarchy with more levels than are supported.

Action: Only request advice for hierarchies with less than 32 levels.

ORA-37082: Invalid percent

Cause: A request was made for advice with an illegal percent value.

Action: Request between 0 and 100 percent precomputation.

ORA-37083: Invalid object *string*

Cause: A request was made for advice with an illegal object name.

Action: Request using valid object names.

ORA-37084: Output valueset *string* must match *string*'s dimensionality

Cause: A request was made for advice for a relation with different dimensionality from the output valueset.

Action: Request using objects that have the same dimensionality.

ORA-37086: *string* is not a valueset

Cause: An operation was attempted that supports only valuesets as precompute expressions in an aggmap, yet a different kind of precompute expression was used.

Action: Replace this limit expression with an equivalent valueset and retry the operation. General precompute expressions are deprecated.

ORA-37093: (XSOBJORG_BAD_CUBE) invalid property "*string*" specified for cube "*string.string*"

Cause: Either the specified cube did not have an AW organization, or the specified property did not apply to cubes.

Action: Specify a property that applies to cubes and a cube with an AW organization.

ORA-37094: (XSOBJORG_BAD_DIM) invalid property "*string*" specified for dimension "*string.string*"

Cause: Either the specified dimension did not have an AW organization, or the specified property did not apply to dimensions.

Action: Specify a property that applies to dimensions and a dimension with an AW organization.

ORA-37095: (XSOBJORG_BAD_MEAS) invalid property "*string*" specified for measure "*string.string.string*"

Cause: Either the specified measure did not have an AW organization, or the specified property did not apply to measures.

Action: Specify a property that applies to measures and a measure with an AW organization.

ORA-37096: (XSOBJORG_BAD_ATTR) invalid property "*string*" specified for base attribute "*string.string.string*"

Cause: Either the specified base attribute did not have an AW organization, or the specified property did not apply to base attribute.

Action: Specify a property that applies to base attributes and a base attribute with an AW organization.

ORA-37097: (XSOBJORG_BAD_DIM_LEVEL) invalid property "*string*" specified for dimension level "*string.string.string*"

Cause: Either the specified dimension level did not have an AW organization, or the specified property did not apply to dimension levels.

Action: Specify a property that applies to dimension levels and a dimension level with an AW organization.

ORA-37098: (XSOBJORG_BAD_MODEL) invalid property "*string*" specified for dimension calculation model "*string.string.string*"

Cause: Either the specified dimension calculation model did not have an AW organization, or the specified property did not apply to dimension calculation models.

Action: Specify a property that applies to dimension calculation models and a dimension calculation model with an AW organization.

ORA-37099: (XSOBJORG_BAD_DIMALITY) invalid property "string" specified for dimensionality "string.string.string"

Cause: Either the specified dimensionality did not have an AW organization, or the specified property did not apply to dimensionalities.

Action: Specify a property that applies to dimensionalities and a dimensionality with an AW organization.

ORA-37100: (XSUNCOMMITTED) You have one or more updated but uncommitted analytic workspaces.

Cause: The user has attempted to shut down OLAP, but they have active analytic workspaces whose changes have not been saved.

Action: Issue the commit command. ---- 37101 - 37110 are reserved for partitioned variables ----

ORA-37101: (XSVPART01) Partitioning information can only be given for variables dimensioned by a PARTITION TEMPLATE.

Cause: User attempted to define or reference an AW object with the "all internal" phrase or internal / external partition list, but the object was not a variable, was not dimensioned by a partition template, or was an already existing target of an external partition.

Action: Eliminate phrases specific to partitioned variables from the definition string, or dimension the variable by a partition template.

ORA-37102: (XSVPART02) Invalid partition name *string*.

Cause: The user gave an invalid partition name. When defining a partitioned variable, this message indicates that the partition name does not exist in the partition template. In any other context, it indicates that the partitioned variable or partition template does not have a partition with the given name.

Action: Supply a valid partition name.

ORA-37103: (XSVPART03) The dimensionality or datatype of *workspace object* does not match the dimensionality or datatype of the partition.

Cause: User attempted to define a partitioned variable with an external partition, but the target of the external partition had incorrect dimensionality or datatype.

Action: Pick a different target variable. The target variable must be dimensioned by exactly the same dimensions, composites, and partition templates, in the same order, as are specified in the partition template, and must have the exact same datatype (including width, precision, and scale) as the partitioned variable itself.

ORA-37104: (XSVPART04) A partitioned variable must be dimensioned by a single partition template only.

Cause: User attempted to define a partitioned variable with more than one partition templates, or a partition template and one or more other dimensions, in the dimension list.

Action: Use only a partition template in the dimension list of the variable. All dimensions of the variable must be included in the definition of the partition template.

ORA-37105: (XSVPART05) Only variables dimensioned by a CONCAT PARTITION TEMPLATE can have *string* partitions.

Cause: User attempted to create an external partition on a partitioned variable, but the variable was dimensioned by a RANGE or LIST partition template.

Action: Declare the partition INTERNAL instead of EXTERNAL, or use a CONCAT partition template in place of the RANGE or LIST partition template.

ORA-37106: (XSVPART06) Invalid partition name *number*.

Cause: The user gave an invalid partition name.

Action: Supply a valid partition name.

ORA-37107: (XSVPART07) Attempt to write to non-existent partition of *workspace object*.

Cause: Some action attempted to write data to a partitioned variable, but the variable didn't have a partition for that data. This can result from a partition template that does not assign all possible dimension values to some subcube, or from a partitioned variable that does not have a partition for one of the partitions defined by the partition template.

Action: Make sure that the cell being written is assigned to some partition by the partition template, and that the variable has an actual partition associated with the partition of the template. Use the CHGDFN template DEFINE... command to define new partitions within the template, and the CHGDFN variable ADD... command to add new partitions to the variable. Alternatively, the PARTWRITEERR can be set to false, in which case data being written to a non-existent partition will be silently discarded.

ORA-37108: (XSVPART08) *workspace object* has an AGGCOUNT, but *workspace object* does not.

Cause: An attempt was made to add a partition to a partitioned variable. Either the partition was defined WITH AGGCOUNT and the partitioned variable was not, or the partitioned variable was defined WITH AGGCOUNT and the partition was not.

Action: Use CHGDFN ADD AGGCOUNT or CHGDFN DROP AGGCOUNT to either add or remove an AGGCOUNT from either the partition or the partitioned variable.

ORA-37109: (XSVPART09) Partition *workspace object* and its parent variable *workspace object* cannot both be specified.

Cause: Partition and its parent partition were operated upon together.

Action: Remove the partition from the object list.

ORA-37111: Unable to load the OLAP API sharable library: (*string*)

Cause: This happens if: (1) the OLAP API sharable library is missing. (2) a sharable library upon which the OLAP API sharable library depends is missing. (3) the OLAP API sharable library is the wrong version.

Action: Ensure that Oracle is properly installed with the OLAP option. If the RDBMS has been patched, review the patch log for errors. If the problem persists, report it to Oracle Customer Support.

ORA-37113: OLAP API initialization error: (*string*)

Cause: OLAP API initialization failed.

Action: Ensure that Oracle is properly installed with the OLAP option. If the RDBMS has been patched, review the patch log for errors. If the problem persists, report it to Oracle Customer Support.

ORA-37114: OLAP API bootstrap error: (*string*)

Cause: OLAP API bootstrapping failed.

Action: Ensure that Oracle is properly installed with the OLAP option. If the RDBMS has been patched, review the patch log for errors. If the problem persists, report it to Oracle Customer Support.

ORA-37115: New OLAP API history is not allowed

Cause: If there are active OLAP API sessions, it is not allowed to start a new OLAP API history by setting `_olapi_history_retention` parameter to true.

Action: Wait until all active OLAP API sessions terminate before resetting `_olapi_history_retention` parameter to true.

ORA-37116: OLAP API table function error: (*string*)

Cause: OLAP API table function failed.

Action: Ensure that Oracle is properly installed with the OLAP option. If the RDBMS has been patched, review the patch log for errors. If the problem persists, report it to Oracle Customer Support.

ORA-37117: olapi history retention has been disabled

Cause: Under certain circumstances, for example, when the database is read only, olapi history retention is not possible because it requires updating persistent tables from time to time. If olapi history retention has been disabled, setting `_olapi_history_retention` parameter to true has no effect.

Action: Ensure that Oracle is properly installed with the OLAP option. If the RDBMS has been patched, review the patch log for errors. If the problem persists, report it to Oracle Customer Support.

ORA-37118: The OLAP API library was not preloaded.

Cause: In shared-server mode, the OLAP API library should be loaded during process initialization to ensure that the C++ virtual table addresses are identical in all shared-server processes. The OLAP API session was executing in a process in which the library had not been loaded.

Action: Set option `_XSOLAPI_LOAD_AT_PROCESS_START` to `SHARED_SERVER` or `ALWAYS`, restart the instance, and try again.

ORA-37119: Incompatible OLAP API library load address

Cause: The OLAP API session was executing in a process in which the OLAP API sharable library was loaded which was at a different address than the process in which the OLAP API session originated.

Action: Set option `_XSOLAPI_LOAD_AT_PROCESS_START` to `ALWAYS`, restart the instance, and try again.

ORA-37120: expression string is null

Cause: expression parser received a null string for syntax analysis.

Action: Prepare a non-null and well-formed MDX query string and try again.

ORA-37121: AW Spreadsheet invalidated

Cause: While this cursor was open, a command was issued that changed the underlying data to become inconsistent.

Action: Perform the query again, avoid performing dimension maintenance and cache clears during spreadsheet processing.

ORA-37122: AW Session cache disabled

Cause: A SQL Spreadsheet was attempted while the AW Session cache was disabled.

Action: Enable the session cache and perform the query again.

ORA-37123: (XSCCOMP17) Can not AGGREGATE *workspace object*(partition number) because it depends on unaggregated compressed partition number.

Cause: attempted to use a feature not supported by CC's in the current AW format

Action: Remove the unsupported feature from the aggmap, or upgrade the AW

ORA-37124: (XSCCOMP16) COMPRESSED COMPOSITES with *string* are not supported in analytic workspace *string* because it has not been upgraded to version *string*.

Cause: attempted to use a feature not supported by CC's in the current AW format

Action: Remove the unsupported feature from the aggmap, or upgrade the AW

ORA-37126: (XSCCOMP01) The COMPRESSED COMPOSITE *workspace object* can only be used as a base of a single variable.

Cause: The user attempted to DEFINE a variable dimensioned by a COMPRESSED COMPOSITE, but that COMPRESSED COMPOSITE is already being used by another VARIABLE.

Action: Create a second COMPRESSED COMPOSITE for the second VARIABLE or add a measure dimension to the first variable.

ORA-37127: (XSCCOMP02) The COMPRESSED COMPOSITE *workspace object* must be last in the dimension list.

Cause: The user attempted to DEFINE a variable dimensioned by a COMPRESSED COMPOSITE, but gave a slower varying dimension in the dimension list.

Action: Put the COMPRESSED COMPOSITE last in the dimension list when defining the VARIABLE.

ORA-37128: (XSCCOMP20) The partition template *workspace object* has already used the COMPRESSED COMPOSITE *workspace object*.

Cause: The COMPRESSED COMPOSITE specified for either a variable or partition template is already in use in another partition template.

Action: Define a different COMPRESSED COMPOSITE.

ORA-37129: (XSCCOMP04) Cannot aggregate over COMPRESSED COMPOSITE *workspace object* using AGGMAP *workspace object*. All static MODEL statements must precede all RELATION statements over the bases of the COMPRESSED COMPOSITE.

Cause: The AGGMAP was defined with a MODEL statement after a RELATION statement over a base of the COMPRESSED COMPOSITE.

Action: Change the AGGMAP so that the MODEL statements appear before the RELATION statements.

ORA-37130: (XSCCOMP05) Cannot aggregate over COMPRESSED COMPOSITE *workspace object* using AGGMAP *workspace object* because you must specify AGGINDEX OFF when there is a PRECOMPUTE clause on a RELATION over base *workspace object*.

Cause: A PRECOMPUTE clause was specified in the AGGMAP for a RELATION over a base of a COMPRESSED COMPOSITE, but AGGINDEX was ON

Action: Remove the PRECOMPUTE clause from the AGGMAP, or add AGGINDEX OFF

ORA-37131: (XSCCOMP06) Cannot aggregate over COMPRESSED COMPOSITE workspace object using AGGMAP workspace object because the OPERATOR string is not supported for bases of a COMPRESSED COMPOSITE.

Cause: The user specified an aggregation OPERATOR that is not supported by COMPRESSED COMPOSITES.

Action: Use a MODEL for the calculation, or use an uncompressed COMPOSITE.

ORA-37132: (XSCCOMP07) Incremental aggregation over the dense DIMENSION workspace object is not supported when aggregating a VARIABLE dimensioned by a COMPRESSED COMPOSITE.

Cause: The status of the specified dimension did not include all detail cells.

Action: Add all detail cells to the status of the dimension and reissue the AGGREGATE command.

ORA-37133: (XSCCOMP08) You cannot write into an aggregated VARIABLE dimensioned by a COMPRESSED COMPOSITE. Use the CLEAR AGGREGATES command to reenable write access.

Cause: The user attempted to store a value into to a variable dimensioned by a compressed composite, and the variable had previously been precomputed using the AGGREGATE command. Once the AGGREGATE command is run on a variable dimensioned by a compressed composite, it becomes read-only until the computed values are removed with the CLEAR command.

Action: Run the CLEAR AGGREGATES command to remove the computed values from the variable and then rerun the failed operation. Note that CLEAR AGGREGATES will remove all the data computed during the last AGGREGATE command on this variable.

ORA-37134: (XSCCOMP09) You cannot add new values to workspace object because it includes positions for precomputed aggregate values.

Cause: The user attempted to create a new position in a compressed composite, either directly (using MAINTAIN MERGE or MAINTAIN ADD) or by storing a value into the variable dimensioned by the compressed composite. This is not allowed when the variable has been precomputed using the AGGREGATE command. Once the AGGREGATE command is run on a variable dimensioned by a compressed composite, the compressed composite becomes read-only until the computed values are removed with the CLEAR command.

Action: Run the CLEAR AGGREGATES command to remove the computed values from the variable and then rerun the failed operation. Note that CLEAR AGGREGATES will remove all the data computed during the last AGGREGATE command on this variable.

ORA-37135: (XSCCOMP19) The COMPRESSED COMPOSITE workspace object in the current defined partition template should be unique or global.

Cause: The COMPRESSED COMPOSITE was neither unique nor global. Unique means each subpartition should have different COMPRESSED COMPOSITES; Global means all subpartitions should use the same COMPRESSED COMPOSITE if they use any COMPRESSED COMPOSITE.

Action: Redefine the partition template.

ORA-37136: (XSCCOMP11) Cannot ROLLUP dimension *workspace object* which is a base of COMPRESSED COMPOSITE *workspace object*, use AGGREGATE instead.

Cause: The user ran ROLLUP on a variable dimensioned by a COMPRESSED COMPOSITE.

Action: Instead of using ROLLUP, generate an aggmap and use AGGREGATE

ORA-37137: (XSCCOMP12) You cannot CHGDFN *workspace object* because it is a COMPRESSED COMPOSITE.

Cause: The user tried to CHGDFN a compressed composite

Action: If the change is desired then delete the old composite and create a new one.

ORA-37138: (XSCCOMP13) You cannot delete values from *workspace object* because it is an aggregated COMPRESSED COMPOSITE.

Cause: The user tried to MAINTAIN DELETE from an aggregated COMPRESSED COMPOSITE.

Action: In order to perform this sort of maintenance the composite must first be cleared. This can be done by running the CLEAR AGGREGATES command on the variable dimensioning the composite. Note that this will remove all data computed during the last AGGREGATE command.

ORA-37139: (XSCCOMP14) Cannot AGGREGATE *workspace object* using AGGMAP *workspace object* because you can not AGGREGATE a variable dimensioned by a COMPRESSED COMPOSITE using an AGGMAP with a PROTECT clause.

Cause: The user tried to AGGREGATE a variable dimensioned by a COMPRESSED COMPOSITE with an AGGMAP that included a PROTECT clause.

Action: Modify the aggmap or create a new aggmap that does not include a PROTECT clause and reaggregate.

ORA-37140: (XSCCOMP15) Cannot AGGREGATE partitioned variable *workspace object* using AGGMAP *workspace object* because you cannot use the base of a COMPRESSED COMPOSITE as a partition dimension.

Cause: The user tried to run aggregate on a partitioned variable with a partition dimension that is a base of a COMPRESSED COMPOSITE.

Action: Repartition the data, drop the partition dimension from the aggmap, or don't use COMPRESSED COMPOSITES.

ORA-37141: (XSSQLMDQ01) Invalid host variable syntax for MDQUERY procedure.

Cause: The schema and analytic workspace name for the MDQUERY cursor declaration were incorrectly specified.

Action: Specify the schema and awname as a host variable name preceded by a colon, or as a text literal string of the form 'SCHEMA.AWNAME' or '*.*' (quotes optional).

ORA-37142: (XSSQLMDQ02) Invalid host variable data type for MDQUERY procedure: *string* expected.

Cause: The user specified a host variable that was not of the correct type.

Action: Choose a different host variable.

ORA-37143: (XSSQLMDQ03) *string* is not a valid analytic workspace name.

Cause: The user specified an analytic workspace name not qualified by a schema name, or one or both components of the name exceed the maximum length

Action: Specify a schema-qualified analytic workspace name with components no longer than 30 characters long.

ORA-37144: (MDQUERY01) *string* is not a valid metadata object type for MDQUERY.

Cause: The user specified an unrecognized first argument to MDQUERY

Action: Specify a recognized object type (CUBE or DIMENSION)

ORA-37145: (XSTTS_PLAT) Cannot transport analytic workspace across platforms.

Cause: The user attempted to transport a tablespace containing an analytic workspace from one platform to another.

Action: Use export/import to move an analytic workspace across platforms.

ORA-37146: (XSCCOMP18) The variable *workspace object* is already dimensioned by the COMPRESSED COMPOSITE *workspace object*.

Cause: An attempt was made to define the partition template dimensioned by the COMPRESSED COMPOSITE which had dimensioned the variable.

Action: Define the second COMPRESSED COMPOSITE.

ORA-37147: (XSCCOMP21) The variable *workspace object* must be in the current operation group of the COMPRESSED COMPOSITE *workspace object*.

Cause: The variable dimensioned by the COMPRESSED COMPOSITE was not in the object list of the current operation group. For AGGREGATE, all variables dimensioned by the same COMPRESSED COMPOSITE also must use the same aggmap

Action: Add the variable into the object list of the current operation group.

ORA-37148: (XSCCOMP22) *workspace object* is an aggregated COMPRESSED COMPOSITE.

Cause: Defined the variable or partition template with the aggregated COMPRESSED COMPOSITE.

Action: Clear the COMPRESSED COMPOSITE or use a new COMPRESSED COMPOSITE

ORA-37149: (XSCCOMP23) Individual partitions of the variable dimensioned by *workspace object* cannot be aggregated separately.

Cause: An attempt was made to aggregate partitions of a variable dimensioned by a global COMPRESSED COMPOSITE partition template.

Action: Aggregate the partitioned variable dimensioned by the global COMPRESSED COMPOSITE.

ORA-37150: line *string*, column *string*, *string*

Cause: expression syntax error was found in expression query string.

Action: Check the error message details and make the corrections.

ORA-37151: expression parser initialization error

Cause: expression parser initialization failed

Action: Please report this to Oracle Support Services.

ORA-37152: MDX query error: (*string*)

Cause: An exception occurred while MDX query was processed.

Action: Check the error message details and try again.

ORA-37153: unknown exception caught: (case *string*)

Cause: An unknown exception was caught while MDX query was processed.

Action: Please report it to Oracle Support Services.

ORA-37154: OLAP API initialization error: (case *string*)

Cause: OLAP API initialization failed.

Action: Ensure that Oracle is properly installed with the OLAP option. If the RDBMS has been patched, review the patch log for errors. If the problem persists, report it to Oracle Support Services.

ORA-37155: OLAP API bootstrap error: (case *string*)

Cause: OLAP API bootstrapping failed.

Action: Ensure that Oracle is properly installed with the OLAP option. If the RDBMS has been patched, review the patch log for errors. If the problem persists, report it to Oracle Support Services.

ORA-37156: (*string*)

Cause: unknown

Action: Check the error message details.

ORA-37157: expression syntax error was found in expression string but error text was missing

Cause: This happened because the message file was missing.

Action: Make sure that the message file xsous.msb is located in \$ORACLE_HOME/olap/mesg and rerun your expression query.

ORA-37158: Bad clob or varray IN-args: (case *string*)

Cause: When in clob or varray mode, the PL/SQL mappings of OLAP API's IDL interface methods were executed blindly with null clob/varray or non-null clob/varray containing garbages.

Action: Do not blindly execute them as doing so does not make sense unless you understand how OLAP API works internally.

ORA-37159: C++ virtual table addresses become invalid due to session migration in shared server mode.

Cause: Exec-shield is the primary reason that caused this error in shared server mode. When exec-shield is turned on, there is no way to ensure that the C++ virtual table addresses are identical in all shared-server processes.

Action: Set option `_XSOLAPI_FIX_VPTRS` to TRUE, restart the instance, and try again.

ORA-37160: OLAP object does not exist

Cause: The specified OLAP object did not exist.

Action: Use an existing OLAP object instead.

ORA-37161: invalid privilege specified for OLAP object

Cause: An attempt was made to grant or revoke an invalid privilege on an OLAP object.

Action: Specify a valid privilege.

ORA-37162: OLAP error

Cause: An exception was raised by OLAP code.

Action: Check error messages and correct any reported problems.

ORA-37163: cannot delete or truncate AW with dependent CUBES or CUBE DIMENSIONS

Cause: User attempted to delete or truncate an AW which currently has a CUBE or CUBE DIMENSION defined over it

Action: Drop the corresponding CUBE or CUBE DIMENSION before deleting the AW

ORA-37164: The current SQL statement does not support this OLAP object

Cause: The OLAP object is not supported in the current SQL statement.

Action: Use a valid SQL command on the OLAP object.

ORA-37165: cannot use EIF IMPORT into a non-empty Analytic Workspace (*string.string*)

Cause: An attempt was made to use EIF IMPORT to populate a non-empty Analytic Workspace.

Action: Ensure that the target Analytic Workspace is empty before populating it with EIF IMPORT.

ORA-37166: (XSOQ_BAD_OBJ) OLAP object "*string.string*" does not exist

Cause: The specified OLAP object did not exist.

Action: Use an existing OLAP object instead.

ORA-37167: (XSOQ_BAD_SUBOBJ) OLAP object "*string.string.string*" does not exist

Cause: The specified OLAP object did not exist.

Action: Use an existing OLAP object instead.

ORA-37168: (XSOBJORG_UNSUPP_OBJ) unsupported OLAP object "*string.string*" for OBJORG function

Cause: The specified OLAP object was of a type that is not supported by the OBJORG function.

Action: Specify an OLAP object of a type that the OBJORG function supports.

ORA-37169: (XSOBJORG_UNSUPP_SUBOBJ) unsupported OLAP object "*string.string.string*" for OBJORG function

Cause: The specified OLAP object was of a type that is not supported by the OBJORG function.

Action: Specify an OLAP object of a type that the OBJORG function supports.

ORA-37170: (XSOBJORG_NA) The top-level object name argument to the OBJORG function cannot be NA.

Cause: You passed NA as the second argument to the OBJORG function.

Action: Pass the name of the top-level object instead.

ORA-37171: dimension sources not specified

Cause: The user passed an empty or null collection to DBMS_AW.ADVISE_SPARSITY

Action: Specify a valid set of dimension sources

ORA-37172: illegal dimension type

Cause: The user specified an invalid member of the DIMTYPE field in the dimension sources argument

Action: Specify one of the valid enumerated values in DBMS_AW

ORA-37173: null dimension source data

Cause: The user specified NULL for one of the members of the dimension sources argument

Action: Specify a value

ORA-37174: source SQL must be a SELECT statement

Cause: The user specified an INSERT, UPDATE, DELETE or other type of SQL statement

Action: Specify a SQL SELECT statement instead

ORA-37175: column *string* is not a column of source data

Cause: A dimension column was specified which did not exist in the input data

Action: Specify one of the columns of the input data

ORA-37176: argument *string* is not valid for the sparsity advisor

Cause: An invalid argument was passed to the advisor

Action: Specify a TABLE, VIEW or SELECT statement instead

ORA-37177: column *string* does not have any leaf values

Cause: The specified dimension column or fact table did not contain any leaf values

Action: Populate the source data

ORA-37178: column *string* has no values

Cause: The specified dimension column did not contain any values

Action: Populate the source data

ORA-37179: expected at least one column for dimension *string*, got *string*

Cause: Not enough columns were specified for the dimension

Action: Specify more source columns, or change the dimension to another type

ORA-37180: expected exactly one column for dimension *string*, got *string*

Cause: Expected a single source column for the dimension. Either none or more than one was specified.

Action: Specify exactly one column, or change the dimension to another type

ORA-37181: expected exactly *string* columns for dimension *string*, got *string*

Cause: Expected a certain number of source columns for the dimension. Either none or the wrong number of columns was specified.

Action: Specify the right number of columns, or change the dimension to another type

ORA-37182: you may only specify one dimension to partition

Cause: The user passed a DIMENSION_SOURCE_T to ADVISE_SPARSITY which specified partitioning on more than one dimension

Action: Remove all but one of the partitioning requests

ORA-37183: illegal value *string* for PARTBY

Cause: The user passed a value other than PARTBY_DEFAULT, PARTBY_NONE or PARTBY_FORCE to DBMS_AW.ADVISE_SPARSITY *Action: Supply a legal value instead

Action: n/a

ORA-37184: illegal value *string* for ADVMODE

Cause: The user passed a value other than ADVICE_DEFAULT, ADVICE_FAST or ADVICE_FULL to DBMS_AW.ADVISE_SPARSITY *Action: Supply a legal value instead

Action: n/a

ORA-37185: length of *string* (*string*) exceeds maximum (*string*)

Cause: The user passed an excessively long value

Action: Specify a legal value

ORA-37186: null child value for parent (*string*) found in parent-child hierarchy

Cause: While reading values for a parent-child hierarchy, a NULL child value was found for a non-NULL parent

Action: Correct the source table or SQL to return value parent and child pairs.

ORA-37187: null parent and child pair found in parent-child hierarchy

Cause: While reading values for a parent-child hierarchy, a row was retrieved which had both null child and parent values.

Action: Correct the source table or SQL to return value parent and child pairs.

ORA-37188: unexpected null result while querying *string*

Cause: While querying the input fact table, the sparsity advisor unexpectedly got no results, possibly due to changes being made during operation.

Action: Retry the operation ensuring that the data is not changed while the sparsity advisor is running / Errors from 37200 - 37399 are reserved for events

ORA-37400: analytic workspace does not exist

Cause: The user attempted to create an OLAP MV or Table on an AW that does not exist.

Action: Specify a valid AW in the ORGANIZATION CUBE clause

ORA-37401: you may not perform this operation on a system analytic workspace

Cause: The user attempted to create a CUBE MV or Table on a system-created AW.

Action: Specify a valid AW in the ORGANIZATION CUBE clause

ORA-37402: analytic workspace object does not exist

Cause: The user attempted to create a CUBE MV or Table mapping to an object that does not exist in the AW.

Action: Specify a valid AW object name in the ORGANIZATION CUBE clause.

ORA-37403: invalid analytic workspace object type

Cause: The user attempted to create a CUBE MV or Table mapping to an object that is not the correct type.

Action: Specify a valid AW object name in the ORGANIZATION CUBE clause.

ORA-37404: Create table as select disallowed for CUBE ORGANIZED tables

Cause: User attempted to create a CUBE ORGANIZED table by doing a create table as select.

Action: Do a create table followed by an insert as select

ORA-37405: unknown ORGANIZATION CUBE keyword

Cause: An unknown keyword was encountered while parsing the ORGANIZATION CUBE clause

Action: Correct the ORGANIZATION CUBE syntax

ORA-37406: invalid option for a CUBE ORGANIZED table

Cause: An attempt to specify one or more options for a CUBE ORGANIZED table such as: [NO]CACHE, NO LOGGING, CLUSTER, (NO)COMPRESS

Action: Remove the illegal option(s)

ORA-37407: invalid column type for a CUBE ORGANIZED table

Cause: A illegal column type is specified in a CUBE ORGANIZED table.

Action: Do not use column types such as LONG, LOB

ORA-37408: Truncate table disallowed for CUBE ORGANIZED tables

Cause: User attempted to perform a TRUNCATE operation on a CUBE ORGANIZED table

Action: Remove data with DELETE or drop the table and recreate it

ORA-37409: cannot delete or truncate AW used by CUBE ORGANIZED table

Cause: User attempted to delete or truncate an AW which currently has a CUBE ORGANIZED table or MV defined over it

Action: Drop the corresponding table or MV before deleting the AW

ORA-37410: cannot delete or modify AW object referenced by CUBE ORGANIZED table

Cause: User attempted to delete, chgdfn, or otherwise modify an object referenced by a CUBE ORGANIZED table or MV

Action: Drop the corresponding table or MV before manipulating the object

ORA-37411: invalid object type

Cause: User referenced an invalid object type

Action: Use an appropriate object

ORA-37412: column not mapped by ORGANIZATION CUBE clause

Cause: Not all columns in the table or MV definition were mapped in the ORGANIZATION CUBE clause

Action: Make sure that all columns are mapped

ORA-37413: column referenced multiple times in ORGANIZATION CUBE clause

Cause: The same column name was referenced multiple times inside of the ORGANIZATION CUBE clause

Action: Supply unique mappings for each column

ORA-37414: dimension without mapping or hierarchy in ORGANIZATION CUBE clause

Cause: A dimension was listed in the ORGANIZATION CUBE clause but no mapping information was supplied

Action: Provide either a column mapping or hierarchy for the dimension

ORA-37415: AW schema must match TABLE or MATERIALIZED VIEW schema

Cause: An ORGANIZATION CUBE table or MV on top of an existing AW must be created in the same schema as the AW

Action: Create the new object in the same schema as the AW

ORA-37416: multiple GROUPING IDs found for ORGANIZATION CUBE

Cause: Multiple GROUPING IDs for the ORGANIZATION CUBE TABLE or MATERIALIZED VIEW

Action: Remove the duplicates

ORA-37417: variable does not have an AGGCOUNT

Cause: A COUNT clause was specified in the ORGANIZATION CUBE description for a variable that does not have an AGGCOUNT

Action: chgdfn the variable to include an AGGCOUNT

ORA-37418: detail query cannot be derived

Cause: If an ORGANIZATION CUBE MV is to automatically derive its loading clause, then its definition query cannot contain set operators (eg UNION ALL), a HAVING clause, START WITH or a SQL MODEL clause. The definition query contains these or other unsupported syntax.

Action: Use an explicit ORGANIZATION CUBE clause, or simplify the defining query.

ORA-37419: ORGANIZATION CUBE clause not allowed in explain mvview

Cause: User tries to explain mvview on a CREATE MATERIALIZED VIEW statement that contains a ORGANIZATION CUBE clause.

Action: Remove the ORGANIZATION CUBE clause from the CREATE MATERIALIZED MATERIALIZED VIEW statement.

ORA-37420: unsupported feature with CUBE ORGANIZED materialized view

Cause: User attempts operations such as creating a mv log on an CUBE ORGANIZED MATERIALIZED VIEW.

Action: Do not do that.

ORA-37421: specified pseudocolumn is not supported by CUBE ORGANIZED tables

Cause: An unsupported pseudocolumn was referenced with a CUBE ORGANIZED table.

Action: Remove the unsupported pseudocolumn.

ORA-37422: illegal attempt to write to a calculated column

Cause: An attempt was made to write to a calculated column which could not be written to.

Action: List only the non-calculated columns in your DML command.

ORA-37423: operation not supported on CUBE ORGANIZED tables

Cause: The attempted operation was not supported with CUBE ORGANIZED tables.

Action: Do not attempt this operation on CUBE ORGANIZED tables.

ORA-37424: alter materialized view (MV) on a primary cube organized MV failed to find secondary cube MV table

Cause: The operation failed due to the missing secondary cube materialized view (MV) table in alter MV.

Action: Recreate the primary CUBE MV and make sure the secondary cube MV table is correctly created.

ORA-37521: (HASHSCAN00) Dimension *string* contains duplicate values. Please contact Oracle OLAP Technical Support.

Cause: The named dimension contains duplicate values.

Action: Contact Technical Support for instructions.

ORA-37522: (HASHSCAN01) You must specify the name of an existing TEXT or NTEXT dimension.

Cause: the _HASHSCAN program was invoked with an invalid argument

Action: Provide a text expression yielding the name of an existing TEXT dimension

ORA-37527: (XSCHGDFN01) SESSION values of dimension *string* are being automatically deleted.

Cause: When using CHGDFN to rebuild the hash index of a TEXT or NTEXT dimension, SESSION values were encountered.

Action: Recreate the SESSION values after the CHGDFN command completes. Information about the deleted values has been written to the trace file.

ORA-37528: (XSOBJORG_BAD_HIER) invalid property "*string*" specified for hierarchy "*string.string.string*"

Cause: Either the specified hierarchy did not have an AW organization, or the specified property did not apply to hierarchies.

Action: Specify a property that applies to hierarchy and a dimension with an AW organization.

ORA-37530: (XSCCLOAD01) When aggregating between compressed partitions the base dimensions of *workspace object* did not match the base dimensions of *workspace object*.

Cause: When aggregating a partitioned variable the dimensionality of any compressed partitions should be identical.

Action: Delete the upper partition and redefine it with a composite that matches the lower partition. If it is dependent on multiple partitions with varying sparsity you must first unify the the sparsity of the source partitions.

ORA-37531: (XSCCLOAD02) When aggregating between compressed partitions the source partitions were aggregated with a different AGGMAP, or the RELATIONS have changed since the source partitions were aggregated.

Cause: When aggregation crosses partition boundaries within a compressed variable the individual partitions must all be aggregated using a similar aggmap over the same unaltered relations.

Action: Modify the aggmap for the upper partition to more exactly match the aggmap of the source partitions, or if the aggmap is already similar, re-aggregate the source partitions to pick up any changes to the relations.

ORA-37541: Hierarchy element DIMENSION_MEMBER can aggregate into element MEMBER_ANCESTOR through multiple paths.

Cause: When a low level hierarchy element can reach an aggregate element by more than one path through the hierarchy, it is said to have multiple paths. The danger is that the value of the low level hierarchy element will have its value counted multiple times (once per path) in the total of the aggregate element.

Action: Eliminate multiple paths from the hierarchy.

ORA-37542: DIMENSION_MEMBER makes hierarchy HIERARCHY1 unbalanced.

Cause: A hierarchy is balanced if: 1) All members of a level are at the same depth from the root of the hierarchy and 2) All the members in different levels are at different depths from the root of the hierarchy.

Action: Fix the hierarchy so that it is balanced. This is often done by looking for nulls in the middle levels of a hierarchy.

ORA-37543: Hierarchy member DIMENSION_MEMBER is inconsistent across HIERARCHY1 and HIERARCHY2.

Cause: Two hierarchies are inconsistent when members that appear in both hierarchies have different ultimate leaves.

Action: This problem is usually resolved by defining a new dimension member for the secondary hierarchy, or fixing the hierarchy table so that the definitions of the member match across hierarchies.

ORA-37544: Dimension members DIMENSION_MEMBER and MEMBER_ANCESTOR make this dimension star inconsistent.

Cause: A dimension is "star consistent" when it can be represented in a star schema table. This requires that a hierarchy level map to a single underlying column. If a level is shared across one or more hierarchies, it must have the same set of members in each hierarchy (to share a column).

Action: Create a different level for the secondary hierarchy. This provides a separate level column for each hierarchy.

ORA-37545: DIMENSION_MEMBER is part of a hierarchy loop.

Cause: A hierarchy has loops when the ancestor of a dimension member uses that member as its parent. Note that some loops are created across hierarchies. For example, in hierarchy 1, dimension member A is the parent of B, B is the parent of C and in hierarchy 2, C is that parent of A forms a hierarchy loop.

Action: Change the hierarchies so that the loop is eliminated or move the problem hierarchy to a different dimension.

ORA-37546: (XSHIERSP00) Levelorder valueset is empty.

Cause: An empty levelorder valueset was specified for the HIERSHAPE function.

Action: specify a non-empty levelorder valueset.

ORA-37547: (XSHIERSP01) DIMENSION_MEMBER has no level associated with it.

Cause: DIMENSION_MEMBER did not have an associated level. Level based hierarchies must have a level for every dimension member.

Action: Add level assignments for all dimension members in the hierarchy.

ORA-37548: (XSHIERSP02) DIMENSION_MEMBER is not specified as a member of HIERARCHY1.

Cause: When a dimension member is part of a hierarchy, it appears in the INHIER valueset associated with the hierarchy. This dimension member is missing from this value set and thus should not be part of this hierarchy.

Action: Alter the hierarchy's membership to include the specified dimension member.

ORA-37549: (XSHIERSP03) The level of DIMENSION_MEMBER is not lower than the level of MEMBER_ANCESTOR.

Cause: A dimension member has a parent that is lower or on the same level as this member according to the levelorder valueset.

Action: Fix the child and/or parent levels so that every dimension member has a parent whose level is higher than the level of this member.

ORA-37550: (XSHIERSP04) The level of MEMBER_ANCESTOR is not one level above DIMENSION_MEMBER.

Cause: A dimension member has a parent that is not one level above the level of this member according to the levelorder valueset.

Action: Fix the child and/or parent levels so that every dimension member has a parent whose level is one level above the level of this member according to the levelorder.

ORA-37551: (XSHIERSP05) Leaf value DIMENSION_MEMBER is not on the same level as the rest of leaf dimension values.

Cause: The detail or leaf values of this hierarchy must all have the same level. This member is on a different level than most of the leaf values.

Action: Fix DIMENSION_MEMBER's level so that all leaves are on the same level.

ORA-37552: (XSHIERSP06) DIMENSION_MEMBER is associated with a level not found in the levelorder valueset.

Cause: DIMENSION_MEMBER must have an associated level that is found in the levelorder valueset so that we can figure out DIMENSION_MEMBER's level depth.

Action: Fix DIMENSION_MEMBER's associated level.

ORA-37553: A cycle between *number* and *number* has been detected in relation *workspace object over workspace object*.

Cause: A relation was used that had loops in it.

Action: Correct the relation so that it does not contain loops.

ORA-37554: A cycle between *number* and *number* has been detected in relation *workspace object*.

Cause: A relation was used that had loops in it.

Action: Correct the relation so that it does not contain loops.

ORA-37560: lob locator invalid for specified log target

Cause: A lob locator was passed as a target to DBMS_CUBE_LOG.ENABLE, but the log_target was not DBMS_CUBE_LOG.TARGET_LOB

Action: Specify LOG_TARGET_LOB as the log_target, or specify a valid location instead

ORA-37561: unknown logging type

Cause: An invalid log_type was specified

Action: Specify a valid logging type from the DBMS_CUBE_LOG package

ORA-37562: unknown logging target

Cause: An invalid log_target was specified

Action: Specify a valid logging target from the DBMS_CUBE_LOG package

ORA-37563: invalid log verbosity

Cause: An invalid log_verbosity was specified

Action: Specify a valid logging verbosity from the DBMS_CUBE_LOG package

ORA-37564: unknown log table version

Cause: Could not determine the version of the specified logging table

Action: Specify a valid target table, or use DBMS_CUBE_LOG.TABLE_CREATE to create one

ORA-37565: invalid parameter for specified log type

Cause: The log_type specified does not support the specified parameter, for instance, DBMS_CUBE_LOG.MAX_ERRORS is not valid for

Action: Specify a valid log_type / log_param combination

ORA-37566: invalid log location

Cause: The specified log location is in an invalid format. For file targets it must be of the form 'directory_alias/filename'

Action: Specify a valid log location

ORA-37567: log location not specified

Cause: The log location was not specified for a log target which requires one

Action: Specify a valid log location

ORA-37568: invalid log parameter

Cause: An invalid log_param was passed to dbms_cube_log.set_parameter or get_parameter

Action: Specify a valid parameter

ORA-37569: invalid log parameter value

Cause: An invalid value was passed to dbms_cube_log.set_parameter

Action: Specify a valid value

ORA-37570: invalid log specification

Cause: An invalid logging specification was supplied to DBMS_CUBE_LOG.SET_LOG_SPEC

Action: Correct the syntax being supplied

ORA-37571: invalid SQL ID

Cause: Either the SQL ID supplied was invalid or no associated logging information was captured.

Action: Specify a valid SQL ID.

ORA-37572: invalid ID

Cause: An invalid ID was supplied for the given SQL ID.

Action: Specify a valid ID for that SQL ID.

ORA-37573: no limits logged

Cause: There were no corresponding OLAP filters to the supplied information.

Action: Specify predicates on the original query or specify a new SQL ID or ID.

ORA-37574: error logging to table "*string.string*"

Cause: An error occurred attempting to write log records to the named table.

Action: Make sure the user has permissions to write to the table.

ORA-37575: Invalid cube operations log component, "*string*".

Cause: Invalid cube operations log component value.

Action: Provide a valid cube operations log component or accept the default value by leaving the parameter unspecified.

ORA-37576: Invalid cube operations log handle id.

Cause: An invalid cube operations log handle id was specified. No oplog handle found for oplogHandleId parameter.

Action: Provide a valid cube operations log handle id for oplogHandleId. Use DBMS_CUBE_LOG.START_OPLOG to get a valid handle id.

ORA-37577: Invalid cube operations log message name.

Cause: Cube operations log message name value is NULL.

Action: Provide a valid non-null cube operations log message name.

ORA-37578: Invalid cube operations log operation value.

Cause: Cube operation log operations value is NULL.

Action: Provide a valid non-null cube operations log operation value.

ORA-37580: The EXPRESS AW does not exist.

Cause: The EXPRESS AW does not exist.

Action: Ensure that Oracle is properly installed with the OLAP option. If the RDBMS has been patched, review the patch log for errors. If the problem persists, report it to Oracle Support Services.

ORA-37581: The EXPRESS AW has not been properly installed.

Cause: The EXPRESS AW has not been properly installed.

Action: Ensure that Oracle is properly installed with the OLAP option. If the RDBMS has been patched, review the patch log for errors. If the problem persists, report it to Oracle Support Services.

ORA-37582: The EXPRESS AW version *string* is different than the Oracle version *string*.

Cause: The EXPRESS AW version does not match the current Oracle version.

Action: Ensure that Oracle is properly installed with the OLAP option. If the RDBMS has been patched, review the patch log for errors. If the problem persists, report it to Oracle Support Services.

ORA-37600: (XSPGERRPERMDETACH) Ran out of tablespace storage while updating analytic workspace *string*

Cause: Ran out of lob segment space.

Action: Increase tablespace storage. AW may need to be detached.

ORA-37601: (XSPGERRTEMP) Ran out of temporary storage while writing to analytic workspace with ID=*number*. Free some temporary storage immediately. You can do so, for example, by DETACHING an analytic workspace.

Cause: Ran out of temporary tablespace storage.

Action: Increase the amount of temporary tablespace storage.

ORA-37602: (XSPGERRTEMPUSER) Ran out of temporary storage while writing to analytic workspace *string*. Free some temporary storage immediately. You can do so, for example, by DETACHING an analytic workspace.

Cause: Ran out of temporary tablespace storage.

Action: Increase the amount of temporary tablespace storage.

ORA-37603: (XSPGERRTEMPSYSTEM) Ran out of temporary storage while writing to a system temporary analytic workspace. Free some temporary storage immediately. You can do so, for example, by DETACHING an analytic workspace.

Cause: Ran out of temporary tablespace storage.

Action: Increase the amount of temporary tablespace storage.

ORA-37604: (XSPGERRPQUPD) Parallel updating analytic workspace *string* failed

Cause: Unexpected error occurred to parallel update servers.

Action: Check the error underneath and act accordingly. AW may need to be detached.

ORA-37605: error during OLAP AW UPDATE

Cause: An error occurred during the UPDATE process

Action: Refer to the next error in the error stack

ORA-37996: (SNSYN950) The format of the SYSINFO function is:\n SYSINFO(option)

ORA-37999: Serious OLAP error: *string*. Please contact Oracle Technical Support.

Cause: Something unexpected occurred in the OLAP system

Action: Contact Oracle technical support

ORA-38001 to ORA-39970

- ORA-38001: RBO Disable constant predicate elimination optimization
- ORA-38002: CBO enable restriction on type of join (NL only) for a query block with pushed predicate
- ORA-38003: CBO Disable column stats for the dictionary objects in recursive SQL
- ORA-38004: CBO (9.0.1 ONLY) Enable column stats for the dictionary objects in recursive SQL
- ORA-38005: CBO disable fix for bug 2251373
- ORA-38006: DBMS_STATS override commit threshold for (sub)partition level stats
- ORA-38008: CBO disable costing overhead of inlist iteration
- ORA-38009: CBO disable fix for bug 2109825
- ORA-38010: CBO disable push predicate, driven by functional index into PV
- ORA-38011: CBO disable truncation of bind when dealing with fixed char descend index expression
- ORA-38012: CBO disable normalization of b-tree index selectivity
- ORA-38013: CBO disable delayed ANY=>EXISTS conversion for collocated subquery of CTAS
- ORA-38014: CBO disable grouping pruning if star_transformation is enabled
- ORA-38015: CBO enable unnesting of more than one subquery based on CVM
- ORA-38016: CBO disable full functional index scan
- ORA-38017: CBO disable push of join predicate for a table with RLS
- ORA-38018: CBO disable full statistics load for evaluation of average row length
- ORA-38020: CBO disable fix for bug 2324795
- ORA-38021: CBO disable view merge with multi-referenced non-deterministic function
- ORA-38022: CBO disable Distinct Sort Elimination at subquery unnest

ORA-38023: CBO disable fix for bug 2853398

ORA-38025: CBO enable generation of excessive semijoin subqueries

ORA-38026: CBO enable bitmap plan based on domain index, with no domain index driver

ORA-38027: CBO disable evaluation column gnd using inlist gnd

ORA-38028: DBMS_STATS disable small object optimization

ORA-38029: object statistics are locked
Cause: An attempt was made to modify optimizer statistics of the object.
Action: Unlock statistics with the DBMS_STATS.UNLOCK_TABLE_STATS procedure on base table(s). Retry the operation if it is okay to update statistics.

ORA-38030: CBO enable strongly connected preds for intersect to join

ORA-38031: CBO disable the fix for bug 2663857

ORA-38032: CBO disable the fix for bug 3063008

ORA-38033: CBO disable costing of push join predicate in OJ view

ORA-38034: CBO disable the fix for bug 2871645

ORA-38036: NSO disable the fix for bug 3070157

ORA-38037: CBO disable the fix for bug 3405237

ORA-38038: CBO disable the fix for bug 3168961

ORA-38039: CBO enable view merge/ subquery ANY=>EXISTS conversion having view(subquery) predicates in front of outer query block (connecting) predicates

ORA-38040: DBMS_STATS minimum sample size in number of rows (0 = internal default)

ORA-38041: DBMS_STATS auto_sample_size overrides

ORA-38042: CBO disable usage of tjp when generating pruning subquery

ORA-38044: CBO disable expression folding at evaluation of a predicate selectivity

ORA-38047: CBO disable join back elimination of 1-row tables

ORA-38048: CBO enable the fix for bug 3400412

ORA-38049: CBO disable the fix for bug 3406977

ORA-38050: CBO disable the fix for bug 2943173

ORA-38051: CBO disable the fix for bug 3349903

ORA-38052: CBO disable the fix for bug 3317309

ORA-38053: DBMS_STATS override automatic sample size adjustment

ORA-38054: VOP enable the fix for bug 3537765

ORA-38055: CBO disable the fix for bug 3193835

ORA-38056: CBO disable peeking of form func(:b) bug 3668224

ORA-38057: CBO disable special numeric string normalization for bug 3567928

ORA-38058: CBO disable the fix for bug 3756797

ORA-38060: CBO enable the fix for bug 3517431(enable NL with view on right side)

ORA-38061: CBO disable unnest of a subquery with WITH subqueries

ORA-38063: CBO disable the fix for bug 3903100

ORA-38064: CBO disable the fix for bug 3488546

ORA-38065: CBO disable the fix for bug 3746511

ORA-38066: NSO regulate unnesting, semijoin elimination for IN and EXISTS subqueries with a view

ORA-38067: CBO enable peeking at replaced literal in equality(inequality) predicate

ORA-38068: CBO enable override of guess impact on index choice

ORA-38069: CBO disable duplicate predicate elimination

ORA-38073: CBO disable the fix for bug 4308414

ORA-38074: CBO disable the fix for bug 4275716

ORA-38075: CBO enables fix for bug 4235962

ORA-38076: CBO enables fix for bug 4258835

ORA-38077: CBO enables fix for bug 4488689

ORA-38078: CBO disables fix for bug 4708389

ORA-38079: SQL Diagnostic

ORA-38087: dbms_stats enable fix of bug 5842686

ORA-38090: CBO dump virtual columns in EXPLAIN PLAN

ORA-38091: CBO forces native full outer join

ORA-38094: dbms_stats enable fix of bug 6934892

ORA-38098: CBO reject various transformation even if chosen

ORA-38100: enable tracing of DML frequency tracking

ORA-38101: Invalid column in the INSERT VALUES Clause: *string*
Cause: INSERT VALUES clause refers to the destination table columns
Action: n/a

ORA-38102: Invalid column in the INSERT WHERE Clause: *string*
Cause: INSERT WHERE clause refers to the destination table columns
Action: n/a

ORA-38103: Invalid column in the UPDATE SET Clause: *string*
Cause: UPDATE SET clause refers to the source table columns in the LHS
Action: n/a

ORA-38104: Columns referenced in the ON Clause cannot be updated: *string*
Cause: LHS of UPDATE SET contains the columns referenced in the ON Clause
Action: n/a

ORA-38105: Delete not yet supported when Update row-migration is possible
Cause: When Update Row-Migration is possible, Delete in MERGE is not yet supported
Action: n/a

ORA-38106: MERGE not supported on join view or view with INSTEAD OF trigger.
Cause: The MERGE operation contained a join view or view with INSTEAD of trigger which is not supported.
Action: When using MERGE to modify a view, you must only specify a single table in the view, and the view cannot have an INSTEAD OF trigger.

ORA-38131: specified SQL handle *string* does not exist
Cause: The specified SQL handle did not exist in the repository.
Action: Specify correct SQL handle.

ORA-38132: specified SQL ID *string* does not exist
Cause: The SQL statement for SQL ID did not exist in the cursor cache.
Action: Specify correct SQL ID.

ORA-38133: invalid parameter name *string* specified
Cause: An invalid parameter name was specified.
Action: Verify the name of the parameter.

ORA-38134: invalid parameter value *string* specified
Cause: An invalid parameter value was specified.
Action: Verify the parameter value.

ORA-38135: invalid fixed status value specified
Cause: Specified fixed status value was neither YES or NO.
Action: Specify either 'YES' or 'NO'.

ORA-38136: invalid attribute name *string* specified
Cause: An invalid attribute name was specified.

Action: Verify the name of the attribute.

ORA-38137: invalid attribute value *string* specified

Cause: An invalid attribute value was specified.

Action: Verify the attribute value.

ORA-38138: plan name is missing or NULL

Cause: A valid plan name was not specified.

Action: Specify a valid plan name.

ORA-38139: concurrent DDL Error in load plans operation

Cause: A concurrent DDL operation was performed during a load plans operation.

Action: Try operation again.

ORA-38140: no SQL plan baselines were found

Cause: No SQL plan baselines were found during pack or unpack operation.

Action: Specify correct selection criterion.

ORA-38141: SQL plan baseline *string* does not exist

Cause: A SQL plan baseline name was specified that did not exist.

Action: Verify the name of the SQL plan baseline.

ORA-38142: SQL plan baseline named *string* already exists

Cause: A SQL plan baseline already exists with the name specified.

Action: Specify a different name or drop the existing SQL plan baseline.

ORA-38143: invalid enabled status value specified

Cause: Specified enabled status value was neither YES or NO.

Action: Specify either 'YES' or 'NO'.

ORA-38144: specified plan name *string* does not exist

Cause: The specified plan name did not exist in the repository.

Action: Specify correct plan name.

ORA-38145: neither SQL handle nor plan name specified

Cause: The SQL handle or plan name was not specified. The SQL handle or plan name is required.

Action: Specify either SQL handle or plan name or both.

ORA-38146: invalid verify value specified

Cause: Specified verify value was neither YES or NO.

Action: Specify either 'YES' or 'NO'.

ORA-38147: invalid commit value specified

Cause: Specified commit value was neither YES or NO.

Action: Specify either 'YES' or 'NO'.

ORA-38148: invalid time limit specified

Cause: Specified time limit value was not a positive integer.

Action: Specify a positive integer value.

ORA-38149: There is no recommended action for object *string* in task *string*.

Cause: The advisor did not generate a recommended action for the given object and task.

Action: Choose a different object and retry the operation.

ORA-38150: not enough room for filter length *string*; *string* characters remaining

Cause: An auto-capture filter was too large to fit in the remaining space. Each filter requires a number of characters equal to the size of its value plus one.

Action: Remove other filters to make room for the new filter.

ORA-38151: module name is too long

Cause: The provided module name was too long.

Action: Provide a valid module name.

ORA-38152: action name is too long

Cause: The provided action name was too long.

Action: Provide a valid action name.

ORA-38171: Insufficient privileges for SQL management object operation

Cause: A DDL operation was attempted on a SQL management object by a session without the proper privileges.

Action: Grant the appropriate privilege.

ORA-38172: No SQL management object satisfies specified filters

Cause: An attempt was made to perform an operation by specifying filters that did not target any SQL management objects.

Action: Try different filters.

ORA-38173: Invalid value *string* specified for SQL management object attribute *string*

Cause: An invalid attribute value was specified.

Action: Specify a valid attribute value.

ORA-38301: can not perform DDL/DML over objects in Recycle Bin

Cause: Tried to perform DDL or DML operation on Recycle Bin object.

Action: DDL or DML operations are not permitted on Recycle Bin objects.

ORA-38302: invalid PURGE option

Cause: Invalid purge option specified.

Action: Specify a valid purge option.

ORA-38303: invalid option for PURGE TABLESPACE

Cause: Either a token other than USER was found following the tablespace name or some text was found following USER *user name*.

Action: Place nothing or only USER *user name* after the tablespace name

ORA-38304: missing or invalid user name

Cause: A valid user name was expected.

Action: Specify a valid user name.

ORA-38305: object not in RECYCLE BIN

Cause: Trying to Flashback Drop an object which is not in RecycleBin.

Action: Only the objects in RecycleBin can be Flashback Dropped.

ORA-38306: this object is not recoverable standalone

Cause: Trying to flashback drop an object other than of type TABLE.

Action: Only tables are recoverable.

ORA-38307: object not in RECYCLE BIN

Cause: Trying to Purge the object which is not in RecycleBin.

Action: Only the objects in RecycleBin can be PURGEDED.

ORA-38308: invalid FLASHBACK DROP option

Cause: Invalid Flashback Drop option specified.

Action: Specify a valid Flashback Drop option.

ORA-38309: object not purgable

Cause: An attempt was made to purge an object that is either not purgable or else dependent upon some other object.

Action: Cannot purge this object.

ORA-38310: cannot purge tablespace for other users

Cause: An attempt was made to purge the tablespace for a different user by a user who does not have system DBA privileges.

Action: Cannot purge the tablespace for some other user.

ORA-38311: cannot purge objects owned by other users

Cause: An attempt was made to purge an object which is owned by some other user.

Action: Cannot purge this object.

ORA-38312: original name is used by an existing object

Cause: An attempt was made to recover an object preserving the original name, but that name is taken up by some other object.

Action: use the RENAME clause to recover the object with a different name.

ORA-38320: policy does not exist

Cause: An attempt was made to delete a nonexistent policy.

Action: Correct the policy name.

ORA-38321: duplicate policy name specified

Cause: A policy name was specified that already existed under this schema.

Action: Correct the policy name.

ORA-38322: scope of policy not specified

Cause: An attempt was made to add a policy without the scope.

Action: Specify a scope when creating a policy.

ORA-38323: policy conflicts with policy *string*

Cause: An attempt was made to create a policy with the same action type and based on the same statistic as another policy on the object.

Action: Use a different action and/or statistic for the new policy, or delete the old policy.

ORA-38324: policy conflicts with policy *string*

Cause: An attempt was made to create a policy with the same action, scope and compression level as another policy on the object.

Action: Use a different action, scope and/or level for the new policy, or delete the old policy.

ORA-38325: policy conflicts with policy *string*

Cause: An attempt was made to create a compression policy that conflicts with another policy on the object.

Action: Change the policy so that policies with a higher compression level take effect after policies with a lower compression level, or delete the old policy.

ORA-38326: schema level policies are not supported

Cause: Attempt was made to create a schema level policy.

Action: Do not create a schema level policy.

ORA-38327: invalid argument value

Cause: The specified API argument values were of the wrong value range.

Action: Supply valid values for the API.

ORA-38328: inconsistent internal state

Cause: An inconsistency was detected in ILM related data in the dictionary.

Action: Contact Oracle Support Services.

ORA-38329: internal ILM error

Cause: An internal error occurred during execution of ILM related activity. Further information can be found in the alert log.

Action: Fix the problem and retry the operation.

ORA-38330: insufficient privilege for ILM operation

Cause: Sufficient privileges were not granted for the ILM operation.

Action: Retry operation with sufficient privileges granted. Consult documentation for privileges required to perform the ILM operation.

ORA-38331: row-level write activity tracking not enabled on the table

Cause: An attempt was made to create a modification time-based policy when row-level write tracking was not enabled on the object.

Action: Ensure that row-level write tracking is enabled on the table.

ORA-38332: valid time periods were not present on the table

Cause: An attempt was made to create a valid time-based policy when valid time periods were not present on the table.

Action: Add valid time periods to the table.

ORA-38333: row-level access activity tracking not enabled on the table

Cause: An attempt was made to create an access time-based policy when row-level access tracking was not enabled on the object.

Action: Ensure that row-level access tracking is enabled on the table.

ORA-38334: segment-level access activity tracking not enabled on the table

Cause: An attempt was made to create an access time-based policy when segment-level access tracking was not enabled on the object.

Action: Ensure that segment-level access tracking is enabled on the table.

ORA-38335: sysdba privilege is required

Cause: SYSDBA privilege is required for applying ILM policies on a tablespace.

Action: Grant user SYSDBA role before applying tablespace level ILM policies.

ORA-38336: invalid policy

Cause: A row level policy was used with a compression level other than OLTP.

Action: Use the OLTP compression level with row level compression policies.

ORA-38337: invalid policy

Cause: A custom policy is only allowed at the segment level.

Action: Change the scope of the policy to be of type segment.

ORA-38338: incorrect ILM policy scope

Cause: An attempt was made to create an Information Lifecycle Management (ILM) policy with incompatible scope.

Action: Ensure that the scope of the ILM policy is compatible.

ORA-38339: invalid action specified

Cause: An invalid action was specified in the policy definition.

Action: Specify a valid action in the policy definition.

ORA-38340: invalid policy

Cause: An attempt was made to create a custom policy at the tablespace level.

Action: Specify the policy directly on the desired objects.

ORA-38341: policy conflicts with policy *string*

Cause: An attempt was made to create more than one storage tiering policy directly on an object.

Action: Delete the conflicting policy before creating a new policy.

ORA-38342: heat map not enabled

Cause: An attempt was made to create an Information Lifecycle Management (ILM) policy when heat map was not enabled.

Action: Enable heat map before creating a new ILM policy.

ORA-38343: ADO online mode not supported with supplemental logging enabled

Cause: An attempt was made to perform an automatic data optimization (ADO) operation with supplemental logging enabled.

Action: Disable supplemental logging or switch to ADO offline mode and retry.

ORA-38345: object not enabled for in-memory column store

Cause: An attempt was made to create a policy on an object that was not enabled for in-memory column store.

Action: Enable the object for in-memory column store and specify the policy.

ORA-38346: ILM operation not supported

Cause: An attempt was made to use an Information Lifecycle Management (ILM) operation that is not supported for the current SQL statement.

Action: Use the operation with a supported SQL statement.

ORA-38347: join group cannot be created

Cause: Join group cannot be created on the specified tables.

Action: Check to see that the database is not in standby mode and has read-write privileges, the specified tables for creating join group are ready for processing and the dictionary tables im_domain\$, im_joininggroup\$ are also present. Then, retry the operation.

ORA-38348: join group cannot be dropped

Cause: The specified join group cannot be dropped.

Action: Check to see that the database is not in standby mode and has read-write privileges, and the dictionary tables im_domain\$, im_joininggroup\$ are present. Then, retry the operation.

ORA-38349: join group cannot be altered

Cause: The specified join group cannot be altered.

Action: Check to see that the database is not in standby mode and has read-write privileges, the specified tables used in altering join group are ready for processing and the dictionary tables im_domain\$, im_joininggroup\$ are also present. Then, retry the operation.

ORA-38391: disabling ILM filtering

ORA-38393: ILM internal out-of-space error

Cause: Information Lifecycle Management (ILM) internal operation encountered out-of-space error.

Action: None

ORA-38394: test event for table ILM operations

Cause: Internal testing event for table Information Lifecycle Management (ILM) operations.

Action: None

ORA-38395: debug event for table ILM operations

Cause: There was an internal debugging event for table Information Lifecycle Management (ILM) operations.

Action: None

ORA-38396: table is already enabled for the ILM feature

Cause: The table was already enabled for the specified Information Lifecycle Management (ILM) feature.

Action: No action required.

ORA-38397: table is not enabled for the ILM feature

Cause: An attempt was made to perform an Information Lifecycle Management (ILM) operation on a table on which the specified ILM feature is not enabled.

Action: No action required.

ORA-38398: DDL not allowed on the system ILM column

Cause: An attempt was made to drop, rename, or modify a system Information Lifecycle Management (ILM) column.

Action: No action required.

ORA-38399: cannot update the system ILM column

Cause: An attempt was made to update a system Information Lifecycle Management (ILM) column.

Action: No action required.

ORA-38400: cannot combine ILM operation with other operations

Cause: An attempt was made to combine Information Lifecycle Management (ILM) operation with other ALTER TABLE operations.

Action: Ensure that ILM is the sole operation specified in ALTER TABLE.

ORA-38401: synonym *string* not allowed

Cause: An attempt was made to use a synonym for a data type of an attribute or a table alias.

Action: Use the object name instead of the synonym.

ORA-38402: invalid name: empty string or spaces in the name

Cause: There were spaces in the name.

Action: Remove spaces in the name or use quotes around the name.

ORA-38403: attribute set name may not be longer than 22 characters

Cause: The attribute set name was longer than 22 characters.

Action: Choose a name that has 22 or fewer characters.

ORA-38404: schema extension not allowed for the attribute set name

Cause: There was a schema extension for the attribute set name. Attribute sets are always created in the current schema and thus schema extended names are not allowed.

Action: Create the attribute set from the appropriate schema.

ORA-38405: quotes not allowed in the attribute set name

Cause: The attribute set name contained quotes.

Action: Remove quotes in the attribute set name.

ORA-38406: attribute set *string* already exists

Cause: An attribute set with a matching name already exists in the current schema.

Action: Drop the existing attribute set or choose a different name.

ORA-38407: The ADT associated with the attribute set already exists.

Cause: The Abstract type (ADT) with the same name as the attribute set already exists in the current schema.

Action: Create the attribute set for the existing ADT or drop the ADT.

ORA-38408: The ADT "*string*" does not exist in the current schema.

Cause: An attempt was made to create the attribute set from a nonexistent ADT.

Action: Make sure that the ADT with the same name as the attribute set exists in the current schema.

ORA-38409: invalid name or option for the attribute set: *string*

Cause: An invalid name or option was used for the attribute set.

Action: Set serveroutput ON and repeat the operation for additional information.

ORA-38410: schema extension not allowed for the table name

Cause: An attempt was made to use a schema extended name for the table storing expressions.

Action: The table storing expressions and the corresponding attribute set should be created in the same schema.

ORA-38411: invalid datatype for the column storing expressions

Cause: An attempt was made to create an expression column from a column of invalid datatype.

Action: Create a VARCHAR2 or CHAR column to store expressions in a table.

ORA-38412: Expression set column *string* does not exist.

Cause: The column storing expressions does not exist.

Action: Pass a valid name for the column storing expressions.

ORA-38413: elementary attribute name may not be longer than 32 characters

Cause: An attempt was made to create an elementary attribute with a name longer than 32 characters.

Action: Use a shorter name for the elementary attribute.

ORA-38414: invalid datatype for the attribute *string*

Cause: The datatype specified for the attribute was invalid.

Action: If the datatype is an ADT, make sure that the ADT exists and the current user has execute permissions to it.

ORA-38415: invalid name or datatype for the attribute: *string*

Cause: An invalid name or datatype was used for the attribute.

Action: Set serveroutput ON and repeat the operation for additional information.

ORA-38416: A stored attribute may not be longer than 300 characters.

Cause: An attempt was made to create a stored or indexed attribute longer than 300 characters.

Action: A predicate with such attribute may not be indexed. It will be evaluated as sparse predicate.

ORA-38417: attribute set *string* does not exist

Cause: An attempt was made to use an attribute set that does not exist.

Action: Create the attribute set or choose an existing attribute set.

ORA-38418: ADT associated with the attribute set *string* does not exist

Cause: The ADT with the same name as the attribute set was not found in the current schema.

Action: Drop the attribute set and recreate it.

ORA-38419: invalid identifier in attribute : *string*

Cause: An identifier used in the stored/indexed attribute sub-expression was not defined or was invalid.

Action: Create all the required elementary attributes and user-defined functions and try again.

ORA-38420: invalid stored attribute sub-expression: *string*

Cause: The sub-expression used for the stored expression was invalid.

Action: Set serveroutput ON and repeat the operation for additional information.

ORA-38421: attribute *string* already exists

Cause: An attribute with a matching name (or form) already exists in the attribute set.

Action: Drop the existing attribute or choose a different name for the new attribute.

ORA-38422: invalid datatype for the attribute: *string*

Cause: An attempt was made to create an attribute with invalid datatype.

Action: If the data type of the attribute is an ADT, make sure that the type exists.

ORA-38423: Attribute set created from an ADT may not be extended.

Cause: An attempt was made to add an elementary attribute to an attribute set created from an ADT.

Action: Create a new attribute set and add all the required elementary attributes one at a time.

ORA-38424: no attribute set currently assigned to the expression set

Cause: An attempt was made to un-assign an attribute set from an expression set when there is no attribute set assigned to it.

Action: No action is required.

ORA-38425: attribute set used for an index object may not be unassigned

Cause: An attempt was made to un-assign an attribute set from an expression set when there is an Expression Filter index defined on the column.

Action: Drop the index before un-assigning the attribute set.

ORA-38426: attribute set assigned to an expression set may not be dropped

Cause: An attempt was made to drop an attribute set when it is still associated with an expression set.

Action: Un-assign the attribute set from the expression set before dropping it.

ORA-38427: attribute *string* does not exist

Cause: An attempt was made to use an attribute set that does not exist.

Action: Create the attribute set.

ORA-38428: too many attributes selected for indexing

Cause: An attempt was made to create an expression filter index with more than 490 indexed attributes.

Action: Remove some of the indexed attributes. Make sure that the default indexed attributes associated with the attribute set combined with the indexed attributes specified in the Create Index Parameters clause are less than or equal to 490.

ORA-38429: invalid datatype for a stored attribute: *string*

Cause: The (resulting) datatype for the attribute was not appropriate for storing.

Action: Choose a stored attribute that has a resulting datatype of NUMBER, VARCHAR2, CHAR or DATE.

ORA-38430: Operation "*string*" not supported in the current release.

Cause: An attempt was made to perform an unsupported operation.

Action: Do not use the operation.

ORA-38431: could not evaluate subexpression "*string*" for rowid "*string*"

Cause: Either the expression was not a valid SQL-WHERE clause format or it had references to nonexistent schema objects.

Action: Correct the expression.

ORA-38432: EVALUATE operator only allowed on an expression column

Cause: An attempt was made to use the EVALUATE operator on a column not configured as a column storing expressions.

Action: Assign an attribute set to the column.

ORA-38433: index "*string*" could not be maintained due to "*string*"

Cause: The error was caused by the recursive operation.

Action: Fix the error and retry.

ORA-38434: could not evaluate expression "*string*"

Cause: Either the expression was not in a valid SQL-WHERE clause format or it had references to nonexistent schema objects or there is a missing attribute value.

Action: Set serveroutput ON for more details.

ORA-38435: missing elementary attribute value or invalid name-value pairs

Cause: The second argument to the EVALUATE operator had either a missing attribute or an invalid value for an attribute.

Action: Try again after fixing the error.

ORA-38436: attribute set used for an Expression set may not be modified.

Cause: An attempt was made to add an elementary attribute to an attribute set assigned to an expression set.

Action: Un-assign the attribute set and try again.

ORA-38437: The ADT "*string*" may not contain any user methods.

Cause: An attempt was made to create an attribute set from an ADT that has one or more user methods.

Action: Drop the ADT and recreate it with no user methods.

ORA-38438: getVarchar not possible due to "*string*" datatype in the attribute set

Cause: An attempt was made to use the getVarchar API when the attribute set has one or more non-scalar types.

Action: Use AnyData conversion to encode the data item.

ORA-38439: invalid operation "*string*"

Cause: An attempt was made to use an invalid operation.

Action: Use one of the following operations : ADD, DROP

ORA-38440: attribute set *string* does not exist

Cause: An attempt was made to copy an attribute set that is not accessible from the current schema.

Action: Grant execute permissions on the corresponding ADT to the current user and try again.

ORA-38441: System could not derive the list of STORED and INDEXED attributes.

Cause: The attribute set was created without default index parameters.

Action: Specify the default index parameters for the attribute set or include a valid PARAMETERS clause for the CREATE INDEX command.

ORA-38442: The ADT "string" is not in a valid state.

Cause: An attempt was made to use an ADT that is not in a valid state.

Action: Check the INCOMPLETE field in the user_types catalog view to make sure that the ADT is in a valid state. Drop the invalid ADT and recreate the corresponding attribute set.

ORA-38443: An attribute set should be assigned to the expression set for statistics collection.

Cause: An attempt was made to collect statistics for an expression set with no attribute set assigned to it.

Action: Assign an attribute set to the expression set before collecting the statistics.

ORA-38444: statistics do not exist for the expression set

Cause: An attempt was made to clear the statistics that do not exist.

Action: No action was required.

ORA-38445: TOP clause not allowed with no statistics

Cause: An attempt was made to use the TOP parameters clause with no statistics available for the expression set.

Action: Collect statistics for the expression set and try again.

ORA-38446: Error with embedded ADT "string" in the attribute set.

Cause: The embedded ADT has errors.

Action: Set serveroutput ON for additional information.

ORA-38447: Type required for the embedded ADT attribute "string" is missing

Cause: Object type required for the embedded ADT was missing.

Action: Set serveroutput ON for additional information.

ORA-38448: Indexing predicates with "string" operator is not supported.

Cause: An unsupported operator was used in the exf\$indexoper array.

Action: Choose the operators from this list : =, <, >, <=, >=, !=, is null, is not null, nvl, and between.

ORA-38449: table "string" does not exist or is not accessible

Cause: An attempt was made to create a table alias for a table that does not exist or is not accessible.

Action: Grant select privileges on the table to the current user.

ORA-38450: error computing a stored attribute for the expression set.

Cause: Either values for one of the attributes was incorrect or a stored attribute was invalid due to broken dependencies.

Action: Correct the input.

ORA-38451: index is in an inconsistent state

Cause: One or more secondary objects used to maintain the index did not exist

Action: Drop the index and recreate it.

ORA-38452: Expression Filter index name may not be longer than 25 characters

Cause: An attempt was made to use a name longer than 25 characters for the Expression Filter index.

Action: Choose a name that has 25 or fewer characters

ORA-38453: ExpFilter index should be created in the same schema as the base table.

Cause: An attempt was made to create the Expression Filter index in a schema other than that of the base table.

Action: Create the index in the same schema as the base table.

ORA-38454: attribute set not defined for the column being indexed

Cause: An attempt was made to create an Expression Filter index on a column with no attribute set association.

Action: Assign an attribute set to the expression set column being indexed.

ORA-38455: Expression Filter index should be created by the owner.

Cause: An attempt was made to create the Expression Filter index by a user who is not the owner of the index.

Action: Create the index using owner's privileges.

ORA-38456: The attribute set "string" is in an inconsistent state.

Cause: The attribute set was in an inconsistent state due to broken dependencies.

Action: Set serveroutput ON for more details. The attribute set may not be reused after this error.

ORA-38457: The attribute "string" is not a valid XMLType attribute.

Cause: An attempt was made to use a non-XMLType attribute to configure XPath filtering.

Action: Use an attribute of sys.XMLType datatype to configure XPath filtering.

ORA-38458: invalid operation "string" for XPATH_FILTER_PARAMETERS

Cause: An attempt was made to use an invalid operation.

Action: Use one of the following operations : ADD, DROP.

ORA-38459: XML Tag "string" not found for the XMLType attribute "string"

Cause: An Attempt was made to use a non-existent XML Tag.

Action: Correct the name of the XML Tag or the XMLType attribute.

ORA-38460: filtering based on datatype "string" not supported for XML Tags

Cause: An attempt was made to configure XPath filtering with an XML Tag of unsupported datatype.

Action: Leave the XML Tag out of filter parameters. It will be processed as sparse predicate

ORA-38461: XML Tag "string" already exists for the XMLType attribute "string"

Cause: An attempt was made to create a duplicate XML Tag.

Action: Choose a different XML Tag.

ORA-38462: invalid attribute list

Cause: The input was missing an attribute list or had null values for the attribute names.

Action: Correct the input.

ORA-38463: invalid XML Tag list

Cause: The input was missing a tag list or had null values for the tag names.

Action: Correct the input.

ORA-38464: expression set is not empty.

Cause: An attempt was made to assign an attribute set to a non-empty expression set.

Action: Use FORCE = 'TRUE' to validate all the existing expressions.

ORA-38465: failed to create the privilege checking trigger due to: *string*

Cause: Creation of the trigger failed due to the error listed in the message.

Action: Set serveroutput ON for more information.

ORA-38466: user does not have privileges to CREATE/MODIFY expressions

Cause: An attempt was made to INSERT or UPDATE a column storing expression without appropriate permissions.

Action: Appropriate privileges on the expression set should be granted by the owner of the expression set.

ORA-38467: user cannot GRANT/REVOKE privileges to/from himself

Cause: An attempt was made to GRANT or REVOKE privileges to or from the current user.

Action: The to_user or from_user field should be different from the user performing the operation.

ORA-38468: column "*string*" is not identified as a column storing expressions.

Cause: An attempt was made to grant permission on a nonexistent expression set.

Action: Make sure that the table and the column exist and an attribute set is associated with the column.

ORA-38469: invalid privilege for an expression set: *string*

Cause: An attempt was made to use an invalid privilege.

Action: See documentation for a valid privilege.

ORA-38470: cannot revoke a privilege that was not granted.

Cause: An attempt was made to revoke a privilege that had not been granted.

Action: Check catalog views to see if the user has the privilege.

ORA-38471: ROWIDs for table aliases cannot be null

Cause: An attempt was made to pass a null value for the table alias attribute in the data item, which is not permitted.

Action: Pass a valid rowid value for the table alias.

ORA-38472: VARCHAR representation of the data item is too long.

Cause: The VARCHAR representation of data item was too long.

Action: Use the EVALUATE operator with AnyData argument instead.

ORA-38473: cannot drop a type used for Expression Filter attribute set

Cause: An attempt was made to drop an ADT that was used to maintain an attribute set for the Expression Filter.

Action: Query USER_EXPFIL_ATTRIBUTE_SETS view to see the dependency.

ORA-38474: attribute set may not have attributes of TABLE COLLECTION type.

Cause: An attempt was made to create an attribute with a TABLE COLLECTION type.

Action: Use VARRAYs instead of table collection, if possible.

ORA-38475: The attribute set and the associated ADT are out of sync.

Cause: The ADT was directly modified by CREATE or ALTER operations.

Action: Drop the attribute set and recreate it from scratch.

ORA-38476: abstract type used for an Attribute set may not be modified.

Cause: An attempt was made to alter a type (ADT) that is used to maintain an attribute set of an Expression set.

Action: Do not modify the ADT directly. Use DBMS_EXPFIL APIs instead.

ORA-38477: attribute set cannot be derived from an evolved type or a subtype.

Cause: An attempt was made to create an attribute set from an evolved ADT or a subtype.

Action: The ADT used for the attribute set cannot be an evolved type or a subtype.

ORA-38478: creation of system trigger EXPFIL_DROPOBJ_MAINT failed

Cause: The creation of the system trigger EXPFIL_DROPOBJ_MAINT failed due to missing Expression Filter dictionary tables.

Action: Try a clean installation again. If this error is ignored, the Expression Filter dictionary could have some stale entries.

ORA-38479: creation of system trigger EXPFIL_RESTRICT_TYPEEVOLVE failed

Cause: The creation of system trigger EXPFIL_RESTRICT_TYPEEVOLVE failed due to missing Expression Filter dictionary tables.

Action: Try a clean installation again. If this error is ignored, the user will be able to evolve ADTs associated with the attribute set, thus causing spurious errors.

ORA-38480: creation of system trigger EXPFIL_ALTEREXPTAB_MAINT failed.

Cause: The creation of system trigger EXPFIL_ALTEREXPTAB_MAINT failed due to errors in SYS.EXF\$DBMS_EXPFIL_SYSPACK package.

Action: Try a clean installation again. If this error is ignored, a RENAME of the expression table may cause the EVALUATE queries to fail.

ORA-38481: ADT "string" is used for a dependent object.

Cause: An attempt was made to create an attribute set from an ADT which is used by one or more dependent objects.

Action: Use a new ADT instead.

ORA-38482: no elementary attributes defined in the attribute set

Cause: An attempt was made to use an empty attribute set.

Action: Create one or more elementary attributes for the attribute set.

ORA-38483: invalid FUNCTION/PACKAGE/TYPE name: "string"

Cause: An attempt was made to use an invalid name format.

Action: The function/package/type name should be specified in the following format
[owner.]object_name

ORA-38484: FUNCTION/PACKAGE/TYPE *string* does not exist

Cause: Attempt was made to use a object that does not exist.

Action: Query ALL_OBJECT view to ensure that the object exists.

ORA-38485: invalid object type for the user-defined function

Cause: An attempt was made to use an invalid object as a function.

Action: Valid object types are FUNCTION / PACKAGE / TYPE

ORA-38486: FUNCTION/PACKAGE/TYPE already exists for the attribute set

Cause: An attempt was made to add a duplicate function to the list.

Action: Use a different object name.

ORA-38487: FUNCTION/PACKAGE/TYPE "string" not allowed in the expression

Cause: An attempt was made to use an un-approved function in the expression.

Action: Add the function to the corresponding attribute set

ORA-38488: attribute set already assigned to the column storing expressions

Cause: An attempt was made to reassign an attribute set to an expression column.

Action: Query USER_EXPFIL_EXPRESSION_SETS view to find the attribute set
assigned the expression set

ORA-38489: predicate table creation failed due to: ORAstring

Cause: Predicate table creation failed due to the reported error.

Action: Set serveroutput ON for additional information

ORA-38490: invalid name: quotes do not match

Cause: The quotes in the name did not match.

Action: Correct the name to match the quotes.

ORA-38491: could not evaluate subexpression for rowid "string"

Cause: Either the expression was not in a valid SQL-WHERE clause format or it had
references to nonexistent schema objects.

Action: Correct the expression.

ORA-38492: invalid ALTER INDEX parameters clause "string"

Cause: An invalid parameters clause was specified with the ALTER INDEX
command.

Action: See documentation for a valid list of parameters.

ORA-38493: feature not enabled : Expression Filter index

Cause: An attempt was made to create an Expression Filter index in Standard Edition.

Action: Do not attempt to use this feature.

ORA-38494: column in the table alias and an attribute have matching names

Cause: One of the attributes in the set has the same name as the name of one of the columns in the table configured for table alias.

Action: If possible, use a different name for the attribute.

ORA-38495: data type for the stored attribute *string* is inconsistent.

Cause: The actual data type for the stored attribute configured for the Expression Filter index object did not match the data type recorded in the Expression Filter dictionary.

Action: Delete the attribute from the default index attributes and recreate it.

ORA-38496: Expression Filter index is not in a valid state

Cause: An attempt was made to REBUILD an Expression Filter index that was not valid.

Action: Use DEFAULT keyword in the parameters clause to rebuild the index from defaults or drop and recreate the index.

ORA-38497: Expression Filter index does not exist

Cause: Index with a matching name does not exist or the index was not created using ExpFilter indextype.

Action: Identify the correct index using the Expression Filter catalog views

ORA-38498: invalid stored attribute for the index object : *string*

Cause: The expression filter index object has a stored or indexed attribute that had broken dependencies.

Action: Make sure that all the identifiers used in the attribute are valid.

ORA-38499: expression set already configured for stored/indexed attributes

Cause: The expression set already had a list of stored and indexed attributes. Additional attributes cannot be specified in the CREATE INDEX parameters clause.

Action: Remove TOP, STOREATTRS and INDEXATTRS clauses from the parameters clause or clear the expression set statistics using DBMS_EXPFIL.INDEX_PARAMETERS API.

ORA-38500: *string*

Cause: There was a generic error

Action: See documentation for further information.

ORA-38501: sub-query not allowed in the expression

Cause: An attempt was made to use a sub-query in the expression.

Action: Do not use sub-queries in the expressions.

ORA-38502: invalid XML tag: *string*

Cause: An attempt was made to use an invalid XML tag for the index.

Action: Correct the XML tag and retry.

ORA-38503: index already defined using the parameters

Cause: An attempt was made to modify the index parameters after the index creation.

Action: Drop the index and retry.

ORA-38504: this operator not allowed with the configured attribute set

Cause: An attempt was made to use the operator binding with an attribute set containing more than one (table alias) attribute. This is not permitted.

Action: Use a different operator binding.

ORA-38505: invalid default value for the attribute

Cause: An attempt was made to use an invalid default value or a default that is larger than 100 characters.

Action: Specify a correct default value.

ORA-38506: invalid attribute type for text predicates

Cause: An attempt was made to use an invalid type for an attribute configured for text predicates.

Action: Use either a VARCHAR or a CLOB attribute instead.

ORA-38507: attributes of *string* data type should be indexed

Cause: An attempt was made to configure an attribute of spatial or text data type as stored predicate group.

Action: Configure them as indexed predicate groups instead.

ORA-38601: FI Not enough memory for frequent itemset counting: *string*

Cause: The memory size did not satisfy the minimum memory requirement.

Action: In `workarea_size_policy='manual'` mode, set `_fic_area_size` to a reasonably larger value. Or, in `workarea_size_policy='auto'` mode, this error should never happen.

ORA-38602: FI invalid input cursor

Cause: The input cursor did not return exactly two columns for transactional input format or the input cursor didn't have consistent data types for horizontal input format

Action: For transactional input format, specify that the input cursor returns exactly two columns: one for transaction-id, one for item-id. For horizontal input format, make sure the input cursor's columns have the same data types.

ORA-38603: FI including & excluding cursor can only return one column

Cause: The including & excluding cursor did not return exactly one column.

Action: Specify that the cursor return only one column: item-id.

ORA-38604: FI including & excluding cursor item-id type must match input cursor item-id type

Cause: The including & excluding cursor item-id type did not match input cursor item-id type

Action: Specify that the item-id type of the cursors match each other.

ORA-38605: FI not enough memory(*stringK*) for candidate generation(*stringK*)

Cause: There was insufficient available memory for candidate generation.

Action: In `workarea_size_policy='manual'` mode, set `_fic_area_size` to a reasonably larger value. Or, in `workarea_size_policy='auto'` mode, set `pga_aggregate_target` to a reasonably larger value.

ORA-38606: FI support threshold not between [0, 1]

Cause: The user inputed a support threshold not in the range of [0, 1].

Action: The user should adjust the input value in the range of [0, 1].

ORA-38607: FI minimum and maximum itemset length not between [1, *string*]

Cause: The inputed minimum or maximum itemset length exceed the internal maximum itemset length or less than 1.

Action: The user should adjust the input value not larger than the internal maximum itemset length and not less than 1.

ORA-38608: FI itemset minimum-length(*string*) should not be greater than maximum length(*string*)

Cause: The user inputed minimum length is more than maximum length.

Action: The user should adjust the input values to make the minimum length less than or equal to the maximum length.

ORA-38609: FI Not enough memory for tree counting, requires at least *string*KB

Cause: The memory size did not satisfy the minimum memory requirement for tree counting.

Action: In workarea_size_policy='manual' mode, set _fic_area_size to a reasonably larger value. Or, In workarea_size_policy='auto' mode, this error should never happen.

ORA-38610: FI "*string*" name prefix is reserved for frequent itemset counting

Cause: An error occurred because DBMS_FREQUENT_ITEMSET and prefix ORA_FI are reserved for the DBMS_FREQUENT_ITEMSET package's internal use.

Action: Do not re-define functions with names starting with DBMS_FREQUENT_ITEMSET package or ORA_FI.

ORA-38611: FI input cursor's item type is not supported

Cause: The input cursor's item type is not number or character type

Action: Redefine the input cursor so that item type is number or character type.

ORA-38612: FI item length cannot exceed half of one database block.

Cause: The item's length was more than half of one database block.

Action: Redefine the data type of the item column so that its maximum length is less than half of one database block.

ORA-38613: FI Cursor is returning less than 2 columns.

Cause: Cursor parameter is returning less than 2 columns.

Action: Modify the Cursor argument to return 2 columns.

ORA-38620: DT expressions in input cursor do not have an alias name

Cause: Expressions in input cursor do not have an alias name.

Action: Add an alias name for the expression.

ORA-38621: Decision Tree maximum depth setting not between [2, 20]

Cause: The user specified a max tree depth not in the range of [2, 20].

Action: The user should adjust the input value to be in the range of [2, 20].

ORA-38622: Decision Tree not enough memory, requires at least *string*KB

Cause: The memory size did not satisfy the minimum memory requirement for decision tree building.

Action: In `workarea_size_policy='manual'` mode, set `_dtree_area_size` to a reasonably larger value. Or, In `workarea_size_policy='auto'` mode, please raise `pga_aggregate_target` to a reasonably larger value.

ORA-38700: Limit of *string* flashback database logs has been exceeded.

Cause: The maximum number of flashback database log files was exceeded.

Action: `DB_FLASHBACK_RETENTION_TARGET` may be set to high. Modify it to a smaller value.

ORA-38701: Flashback database log *string* seq *string* thread *string*: "*string*"

Cause: This message reports the filename for details of another message.

Action: Other messages will accompany this message. See the associated messages for the appropriate action to take.

ORA-38702: Cannot update flashback database log file header.

Cause: Could not write to the flashback database log file.

Action: Restore access to the file.

ORA-38703: Type *string* in header is not a flashback database log file.

Cause: A corrupt flashback database log file header was read.

Action: If you are doing a FLASHBACK DATABASE, then the flashback cannot be performed because of the corrupted log. A restore and an incomplete recovery must be performed instead.

ORA-38704: Checksum error in flashback database log file header.

Cause: The flashback database log file header contained a checksum that does not match the value calculated from the file header as read from disk. This means the file header was corrupt.

Action: If you are doing a FLASHBACK DATABASE, then the flashback cannot be performed because of the corrupted log. A restore and an incomplete recovery must be performed instead.

ORA-38705: Expected block size *string* does not match *string* in log header.

Cause: When the flashback log file header was read, the block size in the control file did not match the block size contained in the header.

Action: If you are doing a FLASHBACK DATABASE, then the flashback cannot be performed because of the corrupted log. A restore and an incomplete recovery must be performed instead.

ORA-38706: Cannot turn on FLASHBACK DATABASE logging.

Cause: An ALTER DATABASE FLASHBACK ON command failed. Other messages in the alert log describe the problem.

Action: Fix the problem and retry.

ORA-38707: Media recovery is not enabled.

Cause: An ALTER DATABASE FLASHBACK ON command failed because media recovery was not enabled.

Action: Turn on media recovery with an ALTER DATABASE ARCHIVELOG command and then retry the command.

ORA-38708: not enough space for first flashback database log file

Cause: An ALTER DATABASE FLASHBACK ON command failed because there was not enough space in the Recovery Area for the first flashback database log file.

Action: Make more space in the Recovery Area. For example, this can be done by increasing the value of DB_RECOVERY_FILE_DEST_SIZE.

ORA-38709: Recovery Area is not enabled.

Cause: An ALTER DATABASE FLASHBACK ON command failed because the Recovery Area was not enabled.

Action: Set DB_RECOVERY_FILE_DEST to a location and retry.

ORA-38710: Flashback log version *string* is incompatible with ORACLE version *string*.

Cause: The flashback database log file was rejected because it appeared to be written by an incompatible version of Oracle.

Action: If you are doing a FLASHBACK DATABASE, then the flashback cannot be performed because of the corrupted log. A restore and an incomplete recovery must be performed instead.

ORA-38711: Corrupt flashback log block header: block *string*

Cause: A corrupt Flashback Database log file block header was read. More information was dumped to the trace file.

Action: If you are doing a FLASHBACK DATABASE, then the flashback cannot be performed because of the corrupted log. A restore and an incomplete recovery must be performed instead.

ORA-38712: Corrupt flashback log record header: block *string*, offset *string*.

Cause: A corrupt flashback database log record header was read. Either the record type or length were incorrect. More information was dumped to the trace file.

Action: If you are doing a FLASHBACK DATABASE, then the flashback cannot be performed because of the corrupted log. A restore and an incomplete recovery must be performed instead.

ORA-38713: Flashback Database logging is already turned on.

Cause: An ALTER DATABASE FLASHBACK ON command had no effect because flashback database logging was already on.

Action: No action required.

ORA-38714: Instance recovery required.

Cause: An ALTER DATABASE FLASHBACK ON command failed because the database either crashed or was shutdown with the ABORT option.

Action: Open the database and then enter the SHUTDOWN command with the NORMAL or IMMEDIATE option.

ORA-38715: Invalid log number specified in the DUMP FLASHBACK command.

Cause: An invalid log number was used when dumping a flashback database log file.

Action: Specify a valid flashback database log number.

ORA-38716: Must supply an integer for the TYPE option.

Cause: An invalid value was specified for TYPE in the DUMP FLASHBACK command.

Action: Specify an integer value.

ORA-38717: Invalid DUMP FLASHBACK option.

Cause: An invalid option was specified in the DUMP FLASHBACK command. Currently the only options allowed are: DBA, TYPE, and LOGICAL.

Action: Retry the command with the correct options.

ORA-38718: Invalid thread number specified in the DUMP FLASHBACK command.

Cause: An invalid thread number was used in dumping the flashback database log files for a thread.

Action: Specify a valid thread number.

ORA-38719: Invalid DUMP FLASHBACK object.

Cause: An invalid object was specified in a DUMP FLASHBACK command. Currently the only objects allowed are: LOGFILE or THREAD.

Action: Retry the command with the correct options.

ORA-38720: Missing log file name or number.

Cause: A log file name or number was missing in a DUMP FLASHBACK LOGFILE command.

Action: Supply a valid log file name or number.

ORA-38721: Invalid file number.

Cause: An invalid file number was specified in the DBA clause of a DUMP FLASHBACK command.

Action: Supply a valid file number.

ORA-38722: ON or OFF expected.

Cause: The ALTER DATABASE FLASHBACK command was specified without the ON or OFF keyword.

Action: Retry the command with the ON or OFF keyword.

ORA-38723: Invalid SCN expression.

Cause: The SCN keyword was specified in a FLASHBACK DATABASE command but the SCN expression was invalid.

Action: Retry the command using a valid SCN number.

ORA-38724: Invalid option to the FLASHBACK DATABASE command.

Cause: An invalid option was specified to the FLASHBACK DATABASE command. Valid options are: SCN or TIMESTAMP.

Action: Correct the syntax and retry the command.

ORA-38725: specified name "*string*" does not match actual "*string*"

Cause: The database name specified in a FLASHBACK DATABASE command did not match the name of the currently mounted database.

Action: Correct the database name spelling or DISMOUNT the mounted database and mount the correct database.

ORA-38726: Flashback database logging is not on.

Cause: A FLASHBACK DATABASE command was tried but flashback database logging has not been enabled.

Action: Flashback database logging must be enabled via the ALTER DATABASE FLASHBACK ON command before a FLASHBACK DATABASE command can be tried. If the database must be taken back in time then a restore and incomplete recovery must be performed.

ORA-38727: FLASHBACK DATABASE requires a current control file.

Cause: The control file being used is a backup control file.

Action: FLASHBACK DATABASE cannot be used with a backup control file. If the database must be taken back in time then a restore and an incomplete recovery must be performed.

ORA-38728: Cannot FLASHBACK DATABASE to the future.

Cause: An SCN or time stamp provided in a FLASHBACK DATABASE command was in the future.

Action: Supply a proper SCN or time stamp and retry the command.

ORA-38729: Not enough flashback database log data to do FLASHBACK.

Cause: There was not enough flashback database log data to do the FLASHBACK DATABASE.

Action: If the database must be taken back in time then a restore and incomplete recovery must be performed.

ORA-38730: Invalid SCN/TIMESTAMP expression.

Cause: The expression supplied in a FLASHBACK DATABASE command was invalid.

Action: Retry the command using a valid number or time stamp expression.

ORA-38731: Expected version *string* does not match *string* in log header.

Cause: The version of the flashback database log file header was corrupt.

Action: If you are doing a FLASHBACK DATABASE, then the flashback cannot be performed because of the corrupted log. A restore and an incomplete recovery must be performed instead.

ORA-38732: Expected file size *string* does not match *string*.

Cause: The file size indicated in the control file did not match the file size contained in the flashback log file header. The flashback database log file was corrupt.

Action: If you are doing a FLASHBACK DATABASE, then the flashback cannot be performed because of the corrupted log. A restore and an incomplete recovery must be performed instead.

ORA-38733: Physical size *string* less than needed *string*.

Cause: A flashback database log file shrank in size. This was likely to have been caused by operator or operating system error.

Action: If you are doing a FLASHBACK DATABASE, then the flashback cannot be performed because of the corrupted log. A restore and an incomplete recovery must be performed instead.

ORA-38734: Flashback log is inconsistent; belongs to another database.

Cause: The database ID in the flashback database log file did not match the database ID in the control file.

Action: If you are doing a FLASHBACK DATABASE, then the flashback cannot be performed because of the corrupted log. A restore and an incomplete recovery must be performed instead.

ORA-38735: Wrong log number *string* in flashback log file header.

Cause: The log file number in the flashback database log file did not match the control file.

Action: If you are doing a FLASHBACK DATABASE, then the flashback cannot be performed because of the corrupted log. A restore and an incomplete recovery must be performed instead.

ORA-38736: Wrong thread number *string* in flashback log file header.

Cause: The thread number in the flashback database log file did not match the control file.

Action: If you are doing a FLASHBACK DATABASE, then the flashback cannot be performed because of the corrupted log. A restore and an incomplete recovery must be performed instead.

ORA-38737: Expected sequence number *string* doesn't match *string*

Cause: The flashback database log is corrupted or is an old version.

Action: If you are doing a FLASHBACK DATABASE, then the flashback cannot be performed because of the corrupted log. A restore and an incomplete recovery must be performed instead.

ORA-38738: Flashback log file is not current copy.

Cause: A check of flashback database log file header at database open found that the flashback database log appeared to be an incorrectly restored backup. Flashback database log files cannot be backed up and restored.

Action: If you are doing a FLASHBACK DATABASE, then the flashback cannot be performed because of the corrupted log. A restore and an incomplete recovery must be performed instead.

ORA-38739: Flashback log file is more recent than control file.

Cause: The control file change sequence number in the flashback database log file was greater than the number in the control file. This implies that the wrong control file was being used. Note that repeatedly causing this error can make it stop happening without correcting the real problem. Every attempt to open the database will advance the control file change sequence number until it is great enough.

Action: FLASHBACK DATABASE can only be used with the current control file. If it is not available, then a restore and an incomplete recovery must be performed instead.

ORA-38740: Usable blocks value *string* is not valid.

Cause: A flashback database log file header contained a usable blocks value greater than the file size. The flashback database log file file is corrupt.

Action: If you are doing a FLASHBACK DATABASE, then the flashback cannot be performed because of the corrupted log. A restore and an incomplete recovery must be performed instead.

ORA-38741: Formatted blocks value *string* is not valid.

Cause: The formatted blocks value in the flashback database log file was greater than the file size. The flashback database log file was corrupt.

Action: If you are doing a FLASHBACK DATABASE, then the flashback cannot be performed because of the corrupted log. A restore and an incomplete recovery must be performed instead.

ORA-38742: Flashback log file has incorrect log reset status.

Cause: The flashback database log file header had log reset data that was different than the control file. The log was probably an incorrectly restored backup. Flashback database logs cannot be backed up.

Action: If you are doing a FLASHBACK DATABASE, then the flashback cannot be performed because of the corrupted log. A restore and an incomplete recovery must be performed instead.

ORA-38743: Time/SCN is in the future of the database.

Cause: The Time/SCN provided in a FLASHBACK DATABASE command was in the future of the database.

Action: Retry the command with a correct Time/SCN or RECOVER the database.

ORA-38744: file *string* is not the same file seen at start of flashback

Cause: A different copy of the file was accessed the last time FLASHBACK DATABASE looked at the file header. A backup of the file was restored or the meaning of the file name changed during FLASHBACK DATABASE.

Action: Ensure the correct file is available, then retry FLASHBACK DATABASE.

ORA-38746: error occurred while restoring data block (file# *string*, block# *string*)

Cause: An error occurred during a FLASHBACK DATABASE command. See other errors on error stack.

Action: Investigate why the error occurred. It may be that the flashback database log data is corrupt. If so, a restore and an incomplete recovery must be performed instead.

ORA-38747: corrupt before image (file# *string*, block# *string*)

Cause: A corrupt data block before image was encountered during a FLASHBACK DATABASE command.

Action: The flashback log data is probably corrupt. If so, a restore and an incomplete recovery must be performed instead.

ORA-38748: cannot flashback data file *string* - file is in use or recovery

Cause: An attempt to do FLASHBACK DATABASE found that the file was not available for recovery. Either it was online and the database was open in some instance, or another process was currently doing media recovery or flashback on the file.

Action: Do not do FLASHBACK DATABASE.

ORA-38749: A media recovery has been started.

Cause: An attempt was made to start a FLASHBACK DATABASE in the same session as a media recovery.

Action: Complete or cancel the first media recovery session.

ORA-38750: FLASHBACK DATABASE may not be performed using a dispatcher.

Cause: An attempt was made to use a dispatcher process for FLASHBACK DATABASE. Memory requirements disallow this recovery method.

Action: Connect to the instance via a dedicated server process to perform FLASHBACK DATABASE.

ORA-38751: Flashback database log: "*string*"

Cause: This message reports the filename for details of another message.

Action: Other messages will accompany this message. See the associated messages for the appropriate action to take.

ORA-38752: file *string* does not exist

Cause: During an RMAN FLASHBACK DATABASE conversation, a file was listed which was not part of the database. The RMAN conversation was aborted.

Action: Retry the conversation with the appropriate file numbers.

ORA-38753: Cannot flashback data file *string*; no flashback log data.

Cause: An attempt to perform a FLASHBACK DATABASE failed because the file does not have enough flashback log data to cover the time to flash back. Either the file did not have flashback generation enabled for it, or had flashback generation turned off for it some time during the time span of the flashback.

Action: The file cannot be flashed back. The file must be taken offline or the tablespace dropped before continuing with the FLASHBACK DATABASE command.

ORA-38754: FLASHBACK DATABASE not started; required redo log is not available

Cause: A FLASHBACK DATABASE command did not start. A redo log needed for the recovery part of FLASHBACK DATABASE could not be found or accessed.

Action: See trace files for details of the problem.

ORA-38755: Flashback is already turned on for this tablespace.

Cause: An attempt was made to turn on flashback database logging for a tablespace that already has flashback turned on.

Action: No action required.

ORA-38756: Flashback is already turned off for this tablespace.

Cause: An attempt was made to turn off flashback database logging for a tablespace that already has flashback off.

Action: No action required.

ORA-38757: Database must be mounted and not open to FLASHBACK.

Cause: An attempt to Flashback a database was made when the database was not mounted or was already open.

Action: Mount the database and retry the FLASHBACK command.

ORA-38758: cannot flashback data file *string*; restored since last recovery

Cause: An attempt to do FLASHBACK DATABASE found that the file was restored since the last standby recovery. The file cannot be flashed back.

Action: The file must be taken offline before continuing with the FLASHBACK DATABASE command.

ORA-38759: Database must be mounted by only one instance and not open.

Cause: An attempt to turn on or off Flashback Database logging was made when the database was open or mounted by more than one instance.

Action: Mount the database in only one instance and retry the command.

ORA-38760: This database instance failed to turn on flashback database

Cause: Database flashback is on but this instance failed to start generating flashback data. Look in alert log for more specific errors.

Action: Correct the error or turn off database flashback.

ORA-38761: redo log sequence *string* in thread *string*, incarnation *string* could not be accessed

Cause: A redo log needed for the recovery portion of FLASHBACK could not be read or opened. The FLASHBACK operation failed.

Action: Restore the log and retry the FLASHBACK command.

ORA-38762: redo logs needed for SCN *string* to SCN *string*

Cause: The FLASHBACK DATABASE operation failed. The recovery portion of FLASHBACK DATABASE needed redo from the first SCN to the second, but one or more of the redo logs in the range could not be read or opened.

Action: Check the FLASHBACK DATABASE command trace file for a description of the inaccessible redo logs, restore access to them, and retry the FLASHBACK DATABASE command.

ORA-38763: flashback not started; enabled threads have changed

Cause: A FLASHBACK DATABASE command did not start. The set of enabled threads changed during the time to flash back.

Action: The flashback cannot be performed. Perform a restore and an incomplete recovery instead.

ORA-38764: flashback not started; datafile *string* enabled threads are different

Cause: A FLASHBACK DATABASE command did not start. The datafile was restored from a backup taken when the enabled threads were different than at the time of the flashback.

Action: The flashback cannot be performed. Perform a restore and an incomplete recovery instead.

ORA-38765: Flashed back database cannot be opened read-only.

Cause: A complete recovery was performed after a database flashback but the database was not opened for read-write access, or a FLASHBACK DATABASE command failed.

Action: If a complete recovery was performed after a database flashback, open the database for read-write access. If a FLASHBACK DATABASE command failed, fix what caused the command to fail and retry the command, or recover and open the database for read-write access.

ORA-38766: cannot flashback data file *string*; file resized smaller

Cause: An attempt to do FLASHBACK DATABASE found that the file was shrunk during the time to flash back.

Action: The file cannot be flashed back. The file must be taken offline or the tablespace dropped before continuing with the FLASHBACK DATABASE command.

ORA-38767: flashback retention target parameter mismatch

Cause: The value of parameters DB_FLASHBACK_RETENTION_TARGET must be same in all instances. All databases must have same flashback retention target parameters.

Action: Check DB_FLASHBACK_RETENTION_TARGET values in all instances.

ORA-38768: resizing datafile *string* failed

Cause: An operating system error occurred when Flashback Database tried to shrink (resize) a datafile. Flashback shrinks a file in order to undo the effects of a file expand, for example, an autoextension of the file.

Action: Recover the database to return it to its previous state, or fix the cause of the operating system error and retry the Flashback. If that is not possible, then the file can be taken offline and the Flashback command retried. The file will have to be restored from a backup and rolled forward.

ORA-38769: FLASHBACK DATABASE failed after modifying data.

Cause: A FLASHBACK DATABASE command failed after modifying the the database. Look in the alert log for more information about the failure.

Action: Recover the database to return it to its previous state, or fix the cause of the error and retry the Flashback.

ORA-38770: FLASHBACK DATABASE failed during recovery.

Cause: A FLASHBACK DATABASE command successfully restored the database but failed during the recovery step. Look in the alert log for more information about the failure.

Action: Fix the error and then recover the database to the same SCN or timestamp used in the FLASHBACK DATABASE command.

ORA-38771: unnamed datafile(s) added to control file by flashback recovery

Cause: The recovery step of FLASHBACK DATABASE encountered the creation of a datafile that could not be added to the control file. An entry has been added to the control file for the new datafile, but with the file name UNNAMEDnnnn, where nnnn is the file number. Related error messages provide the file names that were originally used to create the files.

Action: Rename the file in the control file, or use the ALTER ALTER DATABASE CREATE DATAFILE command to create a file suitable for recovery. If the file is not going to be recovered, then take it offline with the FOR DROP option. The recovery step of Flashback can be resumed by entering a RECOVERY command with the same SCN or timestamp as used in the FLASHBACK DATABASE command. For example, RECOVER AUTOMTATIC DATABASE UNTIL CHANGE *flashback-sc*n.

ORA-38772: cannot add datafile '*string*' - file could not be created

Cause: The recovery step of FLASHBACK DATABASE encountered the creation of a datafile and could not recreate the file. The error from the creation attempt is displayed in another message. The control file file entry for the file is 'UNNAMEDnnnnn'.

Action: Use the ALTER DATABASE CREATE DATAFILE statement to create the file.

ORA-38773: cannot add data file '*string*' - file already part of database

Cause: The recovery step of FLASHBACK database encountered the creation of a datafile and could not create the file because the file name is already in use in the database. The control file file entry for the file is 'UNNAMEDnnnnn'.

Action: Use the ALTER DATABASE CREATE DATAFILE statement to create the file with a different name.

ORA-38774: cannot disable media recovery - flashback database is enabled

Cause: An attempt was made to disable media recovery while flashback database was enabled.

Action: Use the ALTER DATABASE FLASHBACK OFF statement to disable flashback database, then disable media recovery.

ORA-38775: cannot disable recovery area - flashback database is enabled

Cause: An attempt was made to set DB_RECOVERY_FILE_DEST to null while flashback database was enabled. Flashback database requires DB_RECOVERY_FILE_DEST to be set.

Action: Use the ALTER DATABASE FLASHBACK OFF statement to disable flashback database, then disable the recovery area.

ORA-38776: cannot begin flashback generation - recovery area is disabled

Cause: During a database mount, the RVWR process discovered that the recovery area was disabled. DB_RECOVERY_FILE_DEST must have been set null or removed from the INIT.ORA file while the database was unmounted.

Action: Flashback database requires the recovery area to be enabled. Either enable the recovery area by setting the DB_RECOVERY_FILE_DEST and DB_RECOVERY_FILE_DEST_SIZE initialization parameters, or turn off flashback database with the ALTER DATABASE FLASHBACK OFF command.

ORA-38777: database must not be started in any other instance

Cause: A command was attempted that required the database to be mounted in this instance and not started in any other instance. ALTER DATABASE OPEN RESETLOGS requires that the database be started in only one instance if flashback database logging is enabled.

Action: Ensure that no other instances are started. Then retry the command.

ORA-38778: Restore point '*string*' already exists.

Cause: The restore point name of the CREATE RESTORE POINT command already exists. A restore point name must be unique.

Action: Either use a different name or delete the existing restore point with the same name.

ORA-38779: cannot create restore point - too many restore points.

Cause: The maximum number of restore points already have been created.

Action: Delete some existing restore point and retry the operation.

ORA-38780: Restore point '*string*' does not exist.

Cause: The restore point name specified in the command did not exist.

Action: Look up restore points by query restore point tables.

ORA-38781: cannot disable media recovery - have guaranteed restore points

Cause: An attempt was made to disable media recovery while there is at least one guaranteed restore point.

Action: Drop all guaranteed restore points and then disable media recovery.

ORA-38782: cannot flashback database to non-guaranteed restore point '*string*'

Cause: An attempt was made to flashback database to a non-guaranteed restore point while flashback database is off. You can only flashback a database to guaranteed restore point when flashback database is not on.

Action: Consider picking a guaranteed restore point to flashback the database to, if there is one.

ORA-38783: Instance recovery required.

Cause: An attempt was made to create a restore point when the database is in mount mode but it was not shutdown cleanly before it was mounted. In order to create a restore point when the database is mounted, the database must be shutdown cleanly before it is mounted.

Action: Consider one of the following: 1. Create the restore point after opening the database. 2. Open the database, shut it down cleanly, mount the database, and retry creating the restore point.

ORA-38784: Cannot create restore point '*string*'.

Cause: An attempt to create a restore point failed. See other errors on the error stack and in the alert log for the specific reason.

Action: Fix the problem and retry.

ORA-38785: Media recovery must be enabled for guaranteed restore point.

Cause: Media recovery is not enabled. Media recovery must be enabled in order to create a guaranteed restore point.

Action: Turn on media recovery with an ALTER DATABASE ARCHIVELOG statement and then retry the command.

ORA-38786: Recovery area is not enabled.

Cause: An attempt was made to perform a command that requires Flash recovery area to be enabled.

Action: Set DB_RECOVERY_FILE_DEST to an appropriate location and retry.

ORA-38787: Creating the first guaranteed restore point requires mount mode when flashback database is off.

Cause: While flashback database is not on, an attempt was made to create the first guaranteed restore point while the database is open.

Action: Mount the database and retry.

ORA-38788: More standby database recovery is needed

Cause: An attempt was made to create a restore point or a guaranteed while a physical standby database is not cleanly checkpointed.

Action: Perform more standby database recovery via managed standby database recovery. Cancel managed recovery and retry the command.

ORA-38789: File name is too long.

Cause: The file name provided in the command was longer than the maximum allowed.

Action: Use a shorter file name.

ORA-38790: BEFORE must be specified with RESETLOGS

Cause: The FLASHBACK DATABASE command included the RESETLOGS parameter but not the BEFORE parameter.

Action: Retry the command with TO BEFORE RESETLOGS.

ORA-38791: flashback did not start because file *string* was not in a valid incarnation

Cause: Flashback could not be started because a file was checkpointed or fuzzy at a point where the file can neither be restored nor recovered to our restore target. In order for a file to be brought to the restore target, the file has to be in one of the incarnations along the ancestral path from the current incarnation to the restore incarnation.

Action: Manually restore or recover the file to a point where it is in one of the incarnations along the ancestral path from the current incarnation to the restore incarnation.

ORA-38792: encountered unknown flashback record from release *string*

Cause: A Flashback Database logfile contains a record written by a future Oracle release and is unknown by this release.

Action: The given release of Oracle must be installed in order to use these flashback database log files.

ORA-38793: cannot FLASHBACK the database or pluggable database to a future SCN or time

Cause: The Flashback Pluggable Database target SCN or timestamp is greater than the current database or pluggable database SCN/timestamp and the database or pluggable database incarnation is not the last opened incarnation.

Action: If the target SCN or timestamp is in the current incarnation or a child incarnation whose branch point is after the current database or pluggable database SCN then RECOVER DATABASE or RECOVER PLUGGABLE DATABASE to the target SCN or time. If the target SCN or timestamp is in a child incarnation whose branch point is prior to the current database or pluggable database SCN then FLASHBACK DATABASE to before the branch point. Next, use RMAN to reset the database or pluggable database to the child incarnation. Finally, RECOVER DATABASE OR PLUGGABLE DATABASE to the target SCN time.

ORA-38794: Flashback target time not in current incarnation

Cause: The Flashback Database target timestamp is not in the database's current incarnation or any of its ancestors.

Action: Use a different target timestamp or use RMAN to reset the database to the appropriate incarnation.

ORA-38795: WARNING: FLASHBACK DATABASE succeeded but OPEN RESETLOGS would fail

Cause: FLASHBACK DATABASE succeeded. However, if ALTER DATABASE OPEN RESETLOGS command was attempted now, it would fail with the specified error.

Action: Fix the error before trying ALTER DATABASE OPEN RESETLOGS.

ORA-38796: Not enough flashback database log data to undo FLASHBACK.

Cause: There was not enough flashback log data to undo the flashback so a flashback was not started.

Action: It is still possible to get to the restore target by doing a flashback until the resetlogs branch point of the restore target is reached. This can be done by executing multiple "flashback to before resetlogs" commands, or by doing a flashback to the exact time or SCN of the desired resetlogs branch point. Note that this flashback cannot be undone should an error occur. The only option is to complete the flashback.

ORA-38797: Full database recovery required after a database has been flashed back

Cause: An attempt was made to recover some datafiles or tablespaces of a database after the database had been flashed back. In order to recover control file and all datafiles correctly, full database recovery is required after a database has been flashed back.

Action: Recover the whole database instead.

ORA-38798: Cannot perform partial database recovery

Cause: See other other messages on error stack for the cause.

Action: See other other messages on error stack for the action.

ORA-38799: Cannot drop guaranteed restore point internally created for snapshot standby

Cause: An attempt is made to drop the guaranteed restore point Oracle created internally for a snapshot standby.

Action: Use the "alter database convert to physical standby" command to convert the snapshot standby to a normal physical standby. This will automatically flashback the database and drop this guaranteed restore point.

ORA-38800: Cannot start Redo Apply on the open physical standby database

Cause: An attempt was made to start Redo Apply on an open physical standby database instance.

Action: Make sure the primary database is at compatibility 11.0.0 or higher. The redo logs to be recovered on an open physical standby database must be generated at compatibility 11.0.0 or higher. If you have any redo below 11.0.0 to be applied on the standby, you must apply them on a mounted standby before restarting recovery on an open standby when the log format advances to 11.0.0 or higher. If this is a RAC standby database, make sure the ACTIVE_INSTANCE_COUNT parameter is not set.

ORA-38801: improper value for ORA_EDITION

Cause: An improper value was used for ORA_EDITION when trying to specify an edition to use at login time. The value is not understandable as an identifier, or is too long.

Action: Correct the value for ORA_EDITION and try again.

ORA-38802: edition does not exist

Cause: This error occurred because a reference was made to an edition that does not exist or that the current user does not have privileges on.

Action: Check the edition name and verify that the current user has appropriate privileges on the edition.

ORA-38803: edition is unusable

Cause: This error occurred because a reference was made to an unusable edition.

Action: Use another edition.

ORA-38804: not a legal edition name

Cause: This error occurred because an attempt was made to create an edition called ORA\$BASE, DATABASE_DEFAULT, or USER_DEFAULT. These are not legal edition names. Or a value provided as an edition name is not understandable as an identifier, or is too long.

Action: Choose a different name for the edition.

ORA-38805: edition is in use

Cause: An attempt was made to ALTER or DROP an edition that was being used in another session or was the database default edition.

Action: Retry when the edition is not in use and is not the database default edition.

ORA-38806: edition is being altered or dropped

Cause: An attempt was made to use an edition that was in the process of being altered or dropped.

Action: Use a different edition.

ORA-38807: Implementation restriction: an edition can have only one child

Cause: This error occurred because an attempt was made to create more than one child edition for a parent edition.

Action: Create the edition as a child of the leaf edition.

ORA-38808: edition has a usable parent and a usable child

Cause: An attempt was made to make an edition with a usable parent and a usable child edition unusable.

Action: An edition with a usable parent and a usable child edition cannot be made unusable. Retry after either parent or child has been made unusable.

ORA-38809: edition must be unusable

Cause: This error occurred because an attempt was made to drop a usable edition.

Action: Retry after the altering the edition to be unusable.

ORA-38810: Implementation restriction: cannot drop edition that has a parent and a child

Cause: This error occurred because an attempt was made to drop an edition that has a parent and a child edition.

Action: Retry after dropping the parent or child edition.

ORA-38811: need CASCADE option to drop edition that has actual objects

Cause: This error occurred because an attempt was made to drop an edition that has actual objects.

Action: Specify CASCADE option in drop command.

ORA-38812: maximum number of editions reached

Cause: The number of editions has reached the limit.

Action: Drop some editions before creating new ones.

ORA-38813: editions not supported for schema *string*

Cause: The Oracle-supplied schema did not support editions.

Action: Do not attempt to enable editions for the specified Oracle-supplied schema.

ORA-38814: ALTER SESSION SET EDITION must be first statement of transaction

Cause: An attempt was made to execute an edition switch within an open transaction.

Action: Commit or rollback the transaction and reexecute the statement, or use DBMS_SESSION.SET_EDITION_DEFERRED if its deferred effect is appropriate.

ORA-38815: ALTER SESSION SET EDITION must be a top-level SQL statement

Cause: An edition switch failed because it was executed from a PL/SQL block or using recursive SQL.

Action: Execute the statement from a top-level OCI call, or use dbms_session.set_edition if its deferred effect is appropriate.

ORA-38816: edition has a child that inherits objects from the edition

Cause: This error occurred because an attempt was made to drop an edition that a child that inherits objects from the edition.

Action: Retry after the child edition has no inherited objects.

ORA-38817: Insufficient privileges

Cause: You did not have sufficient privileges to execute the subprogram package DBMS_EDITIONS_UTIL.

Action: Obtain the necessary privileges. Please see the package specification for details.

ORA-38818: illegal reference to editioned object *string.string*

Cause: An attempt was made to violate the rule "A noneditioned object may not depend on an editioned object."

Action: Either make this object editioned; or do not make the illegal reference.

ORA-38819: user *string* owns one or more objects whose type is editionable and that have noneditioned dependent objects

Cause: An attempt was made to violate the rule "A noneditioned object may not depend on an editioned object."

Action: Either make sure that those objects owned by this user whose type is editionable have no noneditioned dependent objects; or use the FORCE option.

ORA-38820: user has evolved object type

Cause: User could not be edition enabled if it has evolved object type.

Action: Reset the evolved object type first.

ORA-38821: unsupported DBMS_SQL Edition operation

Cause: Could not bind or define ADT, VARRAY, nested table or REF data type when the specified Edition is different from the current edition.

Action: Use the current Edition.

ORA-38822: referential integrity constraints not allowed on editioned views

Cause: An attempt was made to create a referential integrity constraint to or from an editioned view or enable editions for a user that has views with referential integrity constraints.

Action: Do not attempt to create editioned views with referential integrity constraints.

ORA-38823: Crossedition triggers are not allowed to exist when dropping the root edition

Cause: An attempt was made to drop the root edition when enabled crossedition trigger exists.

Action: Drop or disable all the crossedition triggers before dropping the root edition.

ORA-38824: A CREATE OR REPLACE command may not change the EDITIONABLE property of an existing object.

Cause: An attempt was made to replace an existing object with a different value for the EDITIONABLE property.

Action: Switch the EDITIONABLE property in the REPLACE statement, or alter the existing object to have an EDITIONABLE property matching the EDITIONABLE property in the REPLACE statement.

ORA-38825: The EDITIONABLE property of an editioned object cannot be altered.

Cause: An attempt was made to alter the EDITIONABLE property of an object whose type has been enabled for editioning in the owner's schema.

Action: Drop the object and re-create it with the desired EDITIONABLE state.

ORA-38826: The EDITIONABLE property of a TYPE or PACKAGE specification and its body must match.

Cause: An attempt was made to create a TYPE or PACKAGE specification or body whose EDITIONABLE property did not match its counterpart.

Action: Switch the EDITIONABLE property in the CREATE statement, or alter the existing object to have an EDITIONABLE property matching the EDITIONABLE property in the CREATE statement.

ORA-38827: DBMS_SESSION.SET_EDITION_DEFERRED failed due to change of PDB.

Cause: An edition switch failed because an attempt was made to change pluggable database (PDB) before the edition switch took effect.

Action: Do not change PDB before the edition switch takes effect.

ORA-38828: DBMS_SESSION.USE_DEFAULT_EDITION_ALWAYS mode is on.

Cause: A change of the session-level edition failed because the overriding USE_DEFAULT_EDITION_ALWAYS mode was on.

Action: Do not change the session-level edition, or first turn off USE_DEFAULT_EDITION_ALWAYS mode.

ORA-38829: FLASHBACK DATABASE failed before modifying any data.

Cause: The FLASHBACK DATABASE command failed before modifying the the database. Look in the alert log for more information about the failure.

Action: Fix the cause of the error and retry the FLASHBACK DATABASE command.

ORA-38850: an enabled thread missing from control file

Cause: A CREATE CONTROLFILE statement was given that did not list all the enabled threads for the database.

Action: Reissue the CREATE CONTROLFILE statement, including all enabled threads.

ORA-38851: cannot mark the current instance (redo thread) as disabled

Cause: The standby switchover or failover operation failed because it needs to mark the current instance (redo thread) as disabled.

Action: Shut down this instance and start up using a different instance name or redo thread number and retry.

ORA-38852: cannot mark the current instance (redo thread) as disabled

Cause: The open resetlogs or standby activation operation failed because it must use a different instance (redo thread) than the current instance (redo thread) to open the database.

Action: Shut down this instance and start up using a different instance name or redo thread number and retry.

ORA-38853: cannot mark instance *string* (redo thread *string*) as disabled

Cause: The standby switchover or failover operation failed because it needs to mark an instance (redo thread) as disabled. That instance was up, which prevented it from being disabled.

Action: Shut down the specified instance and retry this command.

ORA-38854: cannot mark instance *string* (redo thread *string*) as disabled

Cause: The open resetlogs or standby activation operation failed because it needs to mark an instance (redo thread) as disabled. That instance was up, which prevented it from being disabled.

Action: Shut down the specified instance and retry this command.

ORA-38855: cannot mark instance *string* (redo thread *string*) as enabled

Cause: The standby switchover or failover operation failed because it needs to mark an instance (redo thread) as enabled. However, it had less than 2 online redo logs, which prevented it from being enabled.

Action: Add more logfiles to the specified instance and retry the command.

ORA-38856: cannot mark instance *string* (redo thread *string*) as enabled

Cause: The open resetlogs or standby activation operation failed because it needs to mark an instance (redo thread) as enabled. However, it had less than 2 online redo logs, which prevented it from being enabled.

Action: Add more logfiles to the specified instance and retry the command.

ORA-38857: cannot mark redo thread *string* as enabled

Cause: The standby switchover or failover operation failed because it needs to mark a redo thread as enabled. However, the control file was recreated with a MAXINSTANCES value smaller than the thread number of the redo thread.

Action: Recreate the control file with a larger MAXINSTANCES value.

ORA-38858: cannot mark redo thread *string* as enabled

Cause: The open resetlogs or standby activation operation failed because it needs to mark a redo thread as enabled. However, the control file was recreated with a MAXINSTANCES value smaller than the thread number of the redo thread.

Action: Recreate the control file with a larger MAXINSTANCES value.

ORA-38859: instance *string* (thread *string*) is not ready to be disabled

Cause: The command attempted to switch the instance (thread) into a new log before disabling it. The switch attempt failed because all eligible online logs were either being cleared or not completely archived yet.

Action: Wait a few minutes and retry.

ORA-38860: cannot FLASHBACK DATABASE during instantiation of a logical standby

Cause: The command was not permitted because the controlfile indicates the database was in the process of becoming a logical standby database but the controlfile conversion had not completed.

Action: If in the process of creating a logical standby database, perform the remaining instantiation procedures to completion. If this flashback operation followed a Data Guard failure, permit the errant Data Guard operation to successfully complete. Once the instantiation is complete, reissue the flashback operation.

ORA-38861: flashback recovery stopped before reaching recovery target

Cause: Flashback recovery on the standby ended early because the user attempted to flashback to an SCN or time for which there were no redo logs. Most likely, the user is trying to flashback to a future time in the database that the database has never recovered through. Check the alert log to find out which SCN the database recovered to.

Action: Flashback to an older SCN or acquire the necessary redo logs.

ORA-38862: Flashback database logs are in use.

Cause: The command could not be performed because the flashback database logs were locked by another operation, such as FLASHBACK DATABASE or a query of V\$FLASHBACK_DATABASE_LOG.

Action: Wait for the other operation to complete.

ORA-38863: datafile *string* has been restored from an optimized RMAN backup.

Cause: Flashback Database could not flash back the file because it was restored from an RMAN optimized backup with deallocated objects. Flashback cannot revert the file to a time before the last deallocation in the datafile backup.

Action: Restore the file from a backup prior to the Flashback target SCN or time and then retry the command.

ORA-38864: cannot create a guaranteed restore point with user specified SCN or time.

Cause: An SCN or timestamp was specified when creating a guaranteed restore point. This is not supported. You can only create a guaranteed restore point as of the current time.

Action: Avoid this combination of options for creating a restore point.

ORA-38865: cannot create restore point for a future SCN or time.

Cause: An attempt was made to create a restore point with an SCN or timestamp that is in the future.

Action: Revise the SCN or timestamp specified so that it is an SCN or timestamp in the past.

ORA-38866: cannot create restore point for an SCN or time before current database incarnation.

Cause: An attempt was made to create a restore point with an SCN or timestamp that is before the beginning of the current database incarnation.

Action: Revise the SCN or timestamp specified so that it is within current database incarnation.

ORA-38867: database not open: cannot create restore point with the specified timestamp

Cause: An attempt was made to create a restore point with the specified timestamp while the database was not open. The database must be open in order to map the timestamp to an SCN.

Action: Open the database first or pick another way to create the restore point.

ORA-38868: warning: the control file may have incorrect data file structure

Cause: This control file was created or converted based on a control file from a time different from the time of the database.

Action: Open database and all pluggable databases read-only to synchronize the control file with the database dictionary. You can also force recovery to proceed by invoking recovery again.

ORA-38869: datafile *string* has been restored from an RMAN backup with undo block compression.

Cause: Flashback Database could not flash back the database because a file was restored from an RMAN backup with undo block compression, and the Flashback target was to a time when the missing undo may be needed to open the database.

Action: Restore an earlier backup of the file and retry the command or Flashback to a later time.

ORA-38870: cannot backup a control file that may have incorrect data file structure.

Cause: This control file was created or converted based on a control file from a time different from the time of the database.

Action: Open database read-only to synchronize the control file with the database dictionary to fix the control file.

ORA-38871: cannot enable flashback before open resetlogs after incomplete recovery.

Cause: To enable flashback on a primary database, the database must be clean without requiring open resetlogs.

Action: Open resetlogs first and then enable flashback database.

ORA-38872: Cannot perform backup control file recovery if Flashback Database is enabled.

Cause: RECOVER DATABASE with the BACKUP CONTROLFILE option, or a database recovery that required the control file be made a backup failed because Flashback Database was enabled or there was a guaranteed restore point.

Action: Disable Flashback Database or remove the guaranteed restore point and retry the command.

ORA-38873: missing incarnation information

Cause: Flashback Database failed because incarnation information was not found in the control file. The Flashback target incarnation was not in the control file or had a missing parent incarnation.

Action: Register logs from the missing incarnations and retry the command.

ORA-38874: cannot flashback data file *string* - missing incarnation information

Cause: Flashback Database failed because incarnation information for the start of the offline range for a file was not found in the control file. Flashback could not update the file's header with the missing incarnation's resetlogs information.

Action: Check the trace log for the offline range of the data file. If redo logs from the missing incarnation can be found, register the logs in the control file and retry the command.

ORA-38875: FLASHBACK DATABASE not started; in test mode

Cause: The FLASHBACK DATABASE command was not performed because it was started in test mode.

Action: No action required.

ORA-38876: redo logs not required

Cause: The FLASHBACK DATABASE command was performed in test mode and determined that no redo logs were required to perform the tested FLASHBACK DATABASE command.

Action: No action required.

ORA-38877: required redo logs are available

Cause: The FLASHBACK DATABASE command was performed in test mode and determined that no redo logs required to perform the tested FLASHBACK DATABASE command were missing.

Action: No action required.

ORA-38878: required redo log is not available

Cause: A redo log needed for the recovery part of FLASHBACK DATABASE could not be found or accessed.

Action: See trace files for details of the problem.

ORA-38879: Cannot flashback data file *string*; may not be able to undo all changes.

Cause: A data file was plugged in when there was a guaranteed restore point, but Flashback Database was not enabled. It is possible that some changes to the data file, after it was converted, were not logged to the Flashback Database logs.

Action: If the FLASHBACK DATABASE command was meant to rewind the database to a time before the file was plugged in, take the data file offline and retry the command. If the FLASHBACK DATABASE command was meant to rewind the database to a time after the file was plugged in, restore the original version of the plugged in file and retry the command.

ORA-38880: Cannot advance compatibility from *string* to *string* due to guaranteed restore points

Cause: Flashback database cannot undo the advance of database compatibility. Therefore, one cannot advance the compatibility of the database while there are guaranteed restore points in the database.

Action: Drop all guaranteed restore points first and retry, or delay the advance of database compatibility to a later time.

ORA-38881: Cannot drop tablespace *string* on primary database due to guaranteed restore points.

Cause: An attempt was made to drop a tablespace on a primary database while there are guaranteed restore points. You cannot do this because Flashback database cannot undo dropping of a tablespace.

Action: Drop all guaranteed restore points first and retry, or delay dropping the tablespace until all guaranteed restore points are removed.

ORA-38882: Cannot drop tablespace *string* on standby database due to guaranteed restore points.

Cause: An attempt was made to drop a tablespace on a standby database while there are guaranteed restore points. You cannot do this because Flashback database cannot undo dropping of a tablespace.

Action: Drop all guaranteed restore points and rerun recovery on standby database.

ORA-38883: Cannot shrink data file *string* on primary database due to guaranteed restore points.

Cause: An attempt was made to shrink a data file on a primary database while there are guaranteed restore points. You cannot do this because Flashback database cannot undo the shrinking of a data file.

Action: Drop all guaranteed restore points first and retry, or delay the data file resize until all guaranteed restore points are removed.

ORA-38884: Cannot shrink data file *string* on standby database due to guaranteed restore points.

Cause: An attempt was made to shrink a data file on a standby database while there are guaranteed restore points. You cannot do this because Flashback database cannot undo the shrinking of a data file.

Action: Drop all guaranteed restore points and rerun recovery on standby database.

ORA-38885: WARNING: Flashback database has been disabled while fast-start failover is enabled.

Cause: Flashback database was disabled while fast-start failover was enabled.

Action: Enable flashback database if fast-start failover is enabled.

ORA-38886: WARNING: Flashback database was disabled due to error when writing flashback database logs.

Cause: Recovery writer (RVWR) encountered an error when writing flashback database logs.

Action: See the error stack in the alert log.

ORA-38887: WARNING: Recovery writer (RVWR) hang due to error when writing flashback database logs.

Cause: An error occurred while writing to the flashback database logs.

Action: Shutdown the instance or turn off flashback database.

ORA-38888: invalid redo thread number

Cause: The provided thread number was invalid.

Action: Specify a valid redo thread number.

ORA-38900: missing mandatory column "*string*" of error log table "*string*"

Cause: Mandatory column of error logging table is not present

Action: Add the named column to the error logging table. Consult ORACLE documentation for the correct data type.

ORA-38901: column "*string*" of table "*string*" must be one of the first "*string*" columns

Cause: Mandatory information column of error logging table is present, but must be at the beginning of the row.

Action: Create the error logging table correctly. Consult ORACLE documentation for the correct format of an error logging table.

ORA-38902: errors in array DML exceed *string*

Cause: The operation failed because the array DML had more errors than can be stored internally for BATCH ERRORS.

Action: Do not use BATCH ERROR mode when array DML has more error rows than the number specified in the error.

ORA-38903: DML error logging is not supported for abstract column "*string*"

Cause: A DML Error Logging operation was attempted on a table which has an ADT, REF, VARRAY, or nested table column type, and the error logging table referred to the specified column.

Action: Either do not use DML Error Logging on such a table or remove the offending column from the error logging table. The scalar columns can be logged, but not abstract column types.

ORA-38904: DML error logging is not supported for LOB column "*string*"

Cause: A DML Error Logging operation was attempted on a table which has a CLOB, NCLOB, or BLOB column type, and the error logging table referred to the specified column.

Action: Either do not use DML Error Logging on such table or remove the offending column from the error logging table. The scalar columns can be logged, but not LOB column types.

ORA-38905: DML error logging is not supported for LONG column "*string*"

Cause: A DML Error Logging operation was attempted on a table which has a LONG, or LONG RAW column type, and the error logging table referred to the specified column.

Action: Either do not use DML Error Logging on such a table or remove the offending column from the error logging table. The scalar columns can be logged, but not long column types.

ORA-38906: insert into DML Error Logging table "*string*" failed

Cause: An error occurred when attempting to log a DML Error on behalf of the DML Error logging clause. This may be intended if a trigger is defined on the error table (which in turn errors out in certain cases).

Action: Determine root cause of error (in error stack).

ORA-38907: DML error logging is not supported for FILE column "*string*"

Cause: A DML Error Logging operation was attempted on a table which has a BFILE column and the Error Logging table referred to the specified column.

Action: Either don't use DML Error Logging on such table or remove the offending column from the error logging table. The scalar columns can be logged, but not BFILE column types.

ORA-38908: internal error occurred during DML Error Logging

Cause: An unexpected error occurred while executing recursive SQL to insert a row into the DML Error Logging table.

Action: Report this error to Oracle Support.

ORA-38909: DML Error logging is not supported with BATCH ERROR mode

Cause: A DML Error Logging operation was attempted on a table which has BATCH ERROR mode also specified.

Action: Refrain from using both DML Error Logging and BATCH ERROR mode on the same table.

ORA-38910: BATCH ERROR mode is not supported for this operation

Cause: BATCH ERROR mode specified for this operation.

Action: Refrain from using BATCH ERROR mode with this operation.

ORA-38911: unique constraint (*string.string*) violated

Cause: An INSERT statement with a CHANGE_DUPKEY_ERROR_INDEX hint tried to insert a duplicate key into a table.

Action: Either remove the unique restriction or do not insert the key.

ORA-38912: An index must be specified in the index hint

Cause: Index specification was missing in an IGNORE_ROW_ON_DUPKEY_INDEX or CHANGE_DUPKEY_ERROR_INDEX hint.

Action: In the hint, specify a unique index that exists on the table.

ORA-38913: Index specified in the index hint is invalid

Cause: The index specified in an IGNORE_ROW_ON_DUPKEY_INDEX or CHANGE_DUPKEY_ERROR_INDEX hint could not be found.

Action: Specify a unique index that exists on the table. The index cannot be a non-unique index or a bitmap index.

ORA-38914: Either mutate the error or ignore row on unique violation

Cause: IGNORE_ROW_ON_DUPKEY_INDEX and CHANGE_DUPKEY_ERROR_INDEX were both specified in the same statement.

Action: You cannot specify both hints in the same statement. Remove one of these two hints, or both, from the statement.

ORA-38915: Multiple indexes in change or ignore duplicate key hint

Cause: Multiple indexes were specified in an IGNORE_ROW_ON_DUPKEY_INDEX or CHANGE_DUPKEY_ERROR_INDEX hint.

Action: Only one index must be specified in the hint.

ORA-38916: CHANGE_DUPKEY_ERROR_INDEX hint disallowed for this operation

Cause: CHANGE_DUPKEY_ERROR_INDEX hint was specified for the operation.

Action: You cannot specify this hint for this operation. Remove the hint from the statement.

ORA-38917: IGNORE_ROW_ON_DUPKEY_INDEX hint disallowed for this operation

Cause: IGNORE_ROW_ON_DUPKEY_INDEX hint was specified for the operation.

Action: You cannot specify this hint for this operation. Remove the hint from the statement.

ORA-38918: RETRY_ON_ROW_CHANGE hint disallowed for this operation

Cause: RETRY_ON_ROW_CHANGE hint was specified for the operation.

Action: You cannot specify this hint for this operation. Remove the hint from the statement.

ORA-38919: remote table not supported for DML error logging

Cause: A remote table was specified in the DML error logging clause.

Action: You cannot specify a remote table to which errors will be logged. Specify a local table only.

ORA-38950: Source platform *string* not cross platform compliant

Cause: Cross platform transport was not allowed for this platform.

Action: For a list of supported platforms, query fixed view SYS.V\$TRANSPORTABLE_PLATFORM.

ORA-38951: Target platform *string* not cross platform compliant

Cause: Cross platform transport was not allowed for this platform.

Action: For a list of supported platforms, query fixed view SYS.V\$TRANSPORTABLE_PLATFORM.

ORA-38952: Source database not 10.0.0.0 compatible

Cause: Cross platform transport is not supported unless database compatibility is advanced to 10.0.0.0 or higher

Action: Use the compatible parameter to advance source database compatibility and redo the transport

ORA-38953: Cross platform transport is not supported between source platform *string* and target platform *string*

ORA-38954: Cross platform transport is not supported between source platform identifier *string* and target platform identifier *string*

Cause: The platform identifier in the transported file indicated that the datafile format was different than the target database datafile format.

Action: For a list of supported platforms, query fixed view SYS.V\$TRANSPORTABLE_PLATFORM. If both platforms are present, Contact Oracle support

ORA-38955: Source platform *string* not cross platform compliant

Cause: The platform identifier in the transported file indicated that this platform is not supported for a cross platform transport.

Action: For a list of supported platforms, query fixed view SYS.V\$TRANSPORTABLE_PLATFORM.

ORA-38956: Target platform *string* not cross platform compliant

Cause: Cross platform transport was not allowed for this platform.

Action: For a list of supported platforms, query fixed view SYS.V\$TRANSPORTABLE_PLATFORM.

ORA-38958: Source platform *string* is in different byte order than target platform *string*

Cause: Probably a conversion was not done before the import phase of the transport.

Action: Use RMAN CONVERT functionality to convert endian ordering.

ORA-38959: Failed to update block 0 to new version 10 format

Cause: An attempt was made to update block 0 to version 10 format.

Action: check additional error messages and contact Oracle Support Services.

ORA-38960: File *string* from platform *string* is not compatible with current platform *string*

Cause: The file was directly copied to this platform from a platform with a different endian ordering.

Action: Use RMAN CONVERT functionality to convert endian ordering.

ORA-38961: data file: *string*

Cause: Reporting file name for details of another error.

Action: See associated error message.

ORA-39000: bad dump file specification

Cause: The user specified a dump file that could not be used in the current job. Subsequent error messages describe the inadequacies of the dump file.

Action: Specify a dump file that is usable for the job.

ORA-39001: invalid argument value

Cause: The user specified API parameters were of the wrong type or value range. Subsequent messages supplied by DBMS_DATAPUMP.GET_STATUS will further describe the error.

Action: Correct the bad argument and retry the API.

ORA-39002: invalid operation

Cause: The current API cannot be executed because of inconsistencies between the API and the current definition of the job. Subsequent messages supplied by DBMS_DATAPUMP.GET_STATUS will further describe the error.

Action: Modify the API call to be consistent with the current job or redefine the job in a manner that will support the specified API.

ORA-39003: unable to get count of total workers alive

Cause: Attempt to get count of total worker processes alive failed.

Action: Check the additional error messages to see what caused the failure. Correct the error, if possible, and try the operation again. If this error occurs from a Data Pump client (e.g. expdp or impdp), try the operation again. If the error occurs again, contact Oracle Customer Support and report the error.

ORA-39004: invalid state

Cause: The state of the job precludes the execution of the API.

Action: Rerun the job to specify the API when the job is an appropriate state.

ORA-39005: inconsistent arguments

Cause: The current API cannot be executed because of inconsistencies between arguments of the API call. Subsequent messages supplied by DBMS_DATAPUMP.GET_STATUS will further describe the error.

Action: Modify the API call to be consistent with itself.

ORA-39006: internal error

Cause: An unexpected error occurred while processing a Data Pump job. Subsequent messages supplied by DBMS_DATAPUMP.GET_STATUS will further describe the error.

Action: Contact Oracle Customer Support.

ORA-39012: Client detached before the job started.

Cause: The client detached or ended their session before the Data Pump job was started.

Action: Create new job and remain attached to the job until it is started.

ORA-39013: Remapping the SYSTEM schema is not supported.

Cause: A remap_schema transform with the SYSTEM schema was specified.

Action: Retry the import command without remapping the SYSTEM schema.

ORA-39014: One or more workers have prematurely exited.

Cause: One or more of the worker processes exited before the job was completed. With no workers, the master process will terminate the job.

Action: Rerun the job. If problem persists, contact Oracle Customer Support.

ORA-39015: job is not running

Cause: An API was executed that required the job to be running, but the job was not active.

Action: Retry the API. If problem persists, contact Oracle Customer Support.

ORA-39016: Operation not supported when job is in *string* state.

Cause: The state of the job precludes the execution of the API.

Action: Rerun the job to specify the API when the job is an appropriate state.

ORA-39017: Worker request not supported when job is in *string* state.

Cause: The state of the job precludes the execution of a worker request. This is an internal error.

Action: Contact Oracle Customer Support.

ORA-39018: master process received invalid message number *string*

Cause: Internal Error

Action: Contact Oracle Customer Support.

ORA-39019: invalid operation type *string*

Cause: User specified an invalid operation name on an DBMS_DATAPUMP.OPEN API or an invalid operation name was specified in the master table for a restart API.

Action: Correct the operation name and recreate the job.

ORA-39020: invalid mode type *string*

Cause: User specified an invalid mode on an DBMS_DATAPUMP.OPEN API or an invalid mode was specified in the master table for a restart API.

Action: Correct the mode and recreate the job.

ORA-39021: Database compatibility version *string* is not supported.

Cause: User selected COMPATIBLE as the version on an DBMS_DATAPUMP.OPEN API, but the current database compatibility version is not supported by the Data Pump API. Database versions before 9.2 are not supported by the Data Pump.

Action: Specify a supported version and recreate the job.

ORA-39022: Database version *string* is not supported.

Cause: User selected LATEST as the version on an DBMS_DATAPUMP.OPEN API, but the current database version is not supported by the Data Pump API. Database versions before 9.2 are not supported by the Data Pump.

Action: Specify a supported version and recreate the job.

ORA-39023: Version *string* is not supported.

Cause: User specified an explicit version on an DBMS_DATAPUMP.OPEN API, but the current database version is not supported by the Data Pump API. Database versions before 9.2 are not supported by the Data Pump.

Action: Specify a supported version and recreate the job.

ORA-39024: wrong schema specified for job

Cause: Internal error caused by the master process finding inconsistencies between the schemas specified for the job.

Action: Contact Oracle Customer Support.

ORA-39025: jobs of type *string* are not restartable

Cause: Attempt to restart a job which was not restartable.

Action: Recreate the job via the open API.

ORA-39026: master table is inconsistent on validation *string*

Cause: Job cannot be restarted because it failed a validation check. Validation checks are of the form -xx.y where -xx is the value of the PROCESS_ORDER column in the master table where the error was detected and y is the actual validity check for the row.

Action: Recreate the job. If master table has not been modified, but problem persists, contact Oracle Customer Support.

ORA-39027: wrong version of master table

Cause: Job cannot be restarted because the version of the database upon which the job started is different than the current version of the database and the format of the master table has changed between the versions.

Action: Recreate the job.

ORA-39028: cannot restart job from *string* state

Cause: The job was not in a suitable state for restart. Jobs must begin executing before they can be restarted.

Action: Recreate the job.

ORA-39029: worker *string* with process name "*string*" prematurely terminated

Cause: The specified worker process terminated unexpectedly. Subsequent messages describe the reason for the termination.

Action: In many cases, the Data Pump will attempt to automatically restart the worker. If problem persists, contact Oracle Customer Support.

ORA-39030: invalid file type *string*

Cause: An invalid filetype was specified for an DBMS_DATAPUMP.ADD_FILE API call.

Action: Correct the filetype parameter and reissue the API request.

ORA-39031: invalid filter name *string*

Cause: An invalid filter name was specified on a DBMS_DATAPUMP.DATA_FILTER API call.

Action: Correct the filter name parameter and reissue the API request.

ORA-39032: Parameter *string* is not supported in *string* jobs.

Cause: The specified parameter was not supported for the specified class of jobs.

Action: Re-create the job with the appropriate mode or operation type.

ORA-39033: Data cannot be filtered under the direct path access method.

Cause: The user specified that the data access method for the job was direct which precludes the use of certain data filters.

Action: Use the SUBQUERY or the SAMPLE data filter with the automatic data access method.

ORA-39034: Table *string* does not exist.

Cause: The user referenced a table in an API that did not exist.

Action: Correct table name and retry API.

ORA-39035: Data filter *string* has already been specified.

Cause: The user has already specified a data filter that matches on the filter name, schema name, and table.

Action: Specify a different data filter.

ORA-39036: invalid metadata filter name *string*

Cause: An invalid metadata filter name was specified on a DBMS_DATAPUMP.METADATA_FILTER API call.

Action: Correct the metadata filter name parameter and reissue the API request.

ORA-39037: Object type path not supported for *string* metadata filter.

Cause: An object type path was specified for the filter, but the filter does not support the object type path parameter.

Action: Remove the object type path parameter.

ORA-39038: Object path "*string*" is not supported for *string* jobs.

Cause: The specified object type path is invalid for the job mode.

Action: Correct the object type path.

ORA-39039: Schema expression "*string*" contains no valid schemas.

Cause: The specified SCHEMA_EXPR filter resulted in no schemas being selected.

Action: Correct the the SCHEMA_EXPR filter specification.

ORA-39040: Schema expression "*string*" must identify exactly one schema.

Cause: For TABLE mode jobs, the SCHEMA_EXPR filter must identify exactly one schema.

Action: Correct the the SCHEMA_EXPR filter specification.

ORA-39041: Filter "*string*" either identifies all object types or no object types.

Cause: A Metadata filter specifying path names either returned all objects or no objects in the job.

Action: Correct the the metadata filter specification.

ORA-39042: invalid transform name *string*

Cause: An invalid transform name was specified on a DBMS_DATAPUMP.METADATA_TRANSFORM API call.

Action: Correct the transform name parameter and reissue the API request.

ORA-39043: Object type *string* is not supported for *string*.

Cause: The specified object type is invalid for the specified transform or remap.

Action: Correct the object type.

ORA-39044: Metadata transform *string* has already been specified.

Cause: The user has already specified the metadata transform for the same class of object types.

Action: Specify a different object_type for the transform.

ORA-39045: invalid metadata remap name *string*

Cause: An invalid metadata remap name was specified on a DBMS_DATAPUMP.METADATA_REMAP API call.

Action: Correct the metadata remap name parameter and reissue the API request.

ORA-39046: Metadata remap *string* has already been specified.

Cause: The user has already specified a metadata remap that matches on the remap name and original value.

Action: Specify a different original value.

ORA-39047: Jobs of type *string* cannot use multiple execution streams.

Cause: The user specified a value of parallelism that is precluded by the operation type or mode of the job.

Action: Specify only a parallelism of 1 for this type of job.

ORA-39048: Unable to start all workers; only *string* worker(s) available.

Cause: The full degree of parallelism could not be honored due process limits, resource limits, or other internal errors.

Action: Increase process/resource limits for the job.

ORA-39049: invalid parameter name *string*

Cause: An invalid parameter name was specified on a DBMS_DATAPUMP.SET_PARAMETER API call.

Action: Correct the parameter name and reissue the API request.

ORA-39050: parameter *string* is incompatible with parameter *string*

Cause: Two parameters were set that were incompatible with each other. Only the first parameter setting will be used.

Action: Decide which parameter is to be used and stick to it.

ORA-39051: parameter *string* specified multiple times

Cause: The user has already specified a parameter that matches on the name and the specific parameter doesn't support duplicate definitions.

Action: Specify non-repeatable parameters only once.

ORA-39052: cannot specify SKIP_CURRENT on initial start of a job.

Cause: The user has already specified SKIP_CURRENT for a job that has never executed.

Action: Only specify SKIP_CURRENT when restarting a job.

ORA-39053: parameter or attribute *string* must be defined for a *string* job

Cause: The job being defined cannot be started because it is missing the specified definition.

Action: Specify the omitted parameter or attribute before starting the job.

ORA-39054: missing or invalid definition of the SQL output file.

Cause: The job being defined cannot be started because it is missing the file to receive the SQL output of the job or the definition is unusable.

Action: Specify a valid directory name and file name for the SQL file.

ORA-39055: The *string* feature is not supported in version *string*.

Cause: The user attempted to use a feature that was not enabled in the database version specified for the current job. Typically, this error occurs if the compatibility level of the database is below the current version of the database or if the user explicitly specifies a version for a Data Pump job.

Action: Specify the current database version as a version parameter for the the job.

ORA-39056: invalid log file specification.

Cause: The log file for the job was incorrectly specified.

Action: Specify a valid directory name and file name for the log file.

ORA-39057: invalid worker request *string* for *string* jobs.

Cause: The worker process sent a message that wasn't supported for the current job.

Action: Internal error -- contact Oracle Customer Support and report the error.

ORA-39058: current object skipped: *string* of type *string*

Cause: The user specified SKIP_CURRENT when restarting a job. This message is a confirmation that the object will not be imported.

Action: User must manually define the object in the target database.

ORA-39059: dump file set is incomplete

Cause: An IMPORT or SQL_FILE operation was being performed but not all of the files from the EXPORT dump file set were included.

Action: Check the export log file and make sure all of the files that were exported are included in the current job.

ORA-39060: table(s) dropped because of conflict with master table

Cause: A table specified by a job was not included because its definition would collide with the master table definition for the current job.

Action: After the job completes. Import the conflicting tables using a unique job name to avoid conflicts with normal user tables.

ORA-39061: import mode *string* conflicts with export mode *string*

Cause: The mode used for import cannot be used with a dump file set of specified mode. Transportable jobs are not compatible with other modes.

Action: Perform the import using a mode compatible with the export.

ORA-39062: error creating master process *string*

Cause: An attempt to create the listed master process failed.

Action: Refer to any following error messages for possible actions. Check the trace log for the failed process to see if there is any information about the failure. Correct the error, if possible, and try the operation again. If the error occurs again, contact Oracle Customer Support and report the error.

ORA-39064: unable to write to the log file

Cause: Errors were detecting while writing to the log file. Subsequent messages will detail the problems.

Action: Fix the problems outlined in the secondary messages.

ORA-39065: unexpected master process exception in *string*

Cause: An unhandled exception was detected internally within the master control process for the Data Pump job. This is an internal error. messages will detail the problems.

Action: If problem persists, contact Oracle Customer Support.

ORA-39067: Unable to close the log file.

Cause: Errors were detecting while closing the log file. Subsequent messages will detail the problems.

Action: Fix the problems outlined in the secondary messages.

ORA-39068: invalid master table data in row with PROCESS_ORDER=*string*

Cause: A corruption was detected in the master table in the specified row(s). Either the row wasn't found, it was missing columns or had illegal values in its columns.

Action: Rerun the job with an uncorrupted master table.

ORA-39070: Unable to open the log file.

Cause: Errors were detecting while opening the log file. Subsequent messages will detail the problems.

Action: Fix the problems outlined in the secondary messages.

ORA-39071: Value for *string* is badly formed.

Cause: The value of the user specified filter did not contain a legitimate SQL clause. Subsequent messages will detail the problems.

Action: Fix the problems outlined in the secondary messages.

ORA-39076: cannot delete job *string* for user *string*

Cause: Unable to delete a job. Refer to the any following or prior error messages for clarification.

Action: Eliminate the problems indicated.

ORA-39077: unable to subscribe agent *string* to queue "*string*"

Cause: The Data Pump's communication layer was unable to attach one of its processes to the control or status queue. Subsequent messages will detail the problem.

Action: Fix the problem if possible, or contact Oracle Customer Support.

ORA-39078: unable to dequeue message for agent *string* from queue "*string*"

Cause: The Data Pump's communication layer was unable to retrieve a message from the control or status queue. Subsequent messages will detail the problem.

Action: Fix the problem if possible, or contact Oracle Customer Support.

ORA-39079: unable to enqueue message *string*

Cause: The Data Pump's communication layer was unable to send the specified message on the control or status queue. Subsequent messages will detail the problem.

Action: Fix the problem if possible, or contact Oracle Customer Support.

ORA-39080: failed to create queues "*string*" and "*string*" for Data Pump job

Cause: The Data Pump's communication layer was unable to create the status and control queues required for interprocess communication. Subsequent messages will detail the problem.

Action: Fix the problem if possible, or contact Oracle Support.

ORA-39081: failed to unsubscribe agent *string* from queue "*string*"

Cause: The Data Pump's communication layer was unable to unsubscribe a process from the control or status queue. Subsequent messages will detail the problem.

Action: Fix the problem if possible, or contact Oracle Customer Support.

ORA-39082: Object type *string* created with compilation warnings

Cause: The object in the SQL statement following this error was created with compilation errors. If this error occurred for a view, it is possible that the base table of the view was missing.

Action: This is a warning. The object may have to be recompiled before being used.

**ORA-39083: Object type *string* failed to create with error:\n*nstring*\nFailing sql is:
\n*nstring***

Cause: Examine original error code to determine actual cause

Action: Original error code will contain more information

ORA-39084: cannot detach job *string* for user *string*

Cause: Unable to detach a job from the session. Refer to any following error messages for clarification.

Action: Eliminate the problems indicated.

ORA-39085: cannot update job *string* for user *string*

Cause: Unable to update the fixed table information for a job. Refer to any following or prior error messages for clarification.

Action: Eliminate the problems indicated.

ORA-39086: cannot retrieve job information

Cause: Unable to retrieve fixed table information for a job. Refer to the secondary error messages that follow this one for clarification.

Action: Eliminate the problems indicated by the secondary errors.

ORA-39087: directory name *string* is invalid

Cause: A corresponding directory object does not exist.

Action: Correct the directory object parameter, or create a corresponding directory object with the CREATE DIRECTORY command.

ORA-39088: file name cannot contain a path specification

Cause: The name of a dump file, log file, or sql file contains a path specification.

Action: Use the name of a directory object to indicate where the file should be stored.

ORA-39090: Cannot add devices to file oriented job.

Cause: Attempt to add a device to a job that already contains more than one disk file.

Action: Only specify one file for jobs that contain sequential devices.

ORA-39091: unable to determine logical standby and streams status

Cause: An error occurred when determining if the Data Pump job needed to support logical standby or streams.

Action: The subsequent message describes the error that was detected. Correct the specified problem and restart the job.

ORA-39092: unable to set SCN metadata for object "*string.string*" of type *string*

Cause: An error occurred when applying a SCN to the specified object to support logical standby or streams.

Action: The subsequent message describes the error that was detected. Correct the specified problem and restart the job.

ORA-39093: FLASHBACK automatically enabled to preserve database integrity.

Cause: A Data Pump job was required to enable flashback support to specific SCNs in order to preserve the consistency of a logical standby or streams instantiation.

Action: None

ORA-39094: Parallel execution not supported in this database edition.

Cause: Parallel execution of Data Pump jobs is not supported for this database edition.

Action: Specify a parallelism of 1 for jobs not running on Enterprise Edition databases.

ORA-39095: Dump file space has been exhausted: Unable to allocate *string* bytes

Cause: The Export job ran out of dump file space before the job was completed.

Action: Reattach to the job and add additional dump files to the job restarting the job.

ORA-39096: invalid input value *string* for parameter *string*

Cause: A NULL or invalid value was supplied for the parameter.

Action: Correct the input value and try the call again.

ORA-39097: Data Pump job encountered unexpected error *string*

Cause: An unexpected, potentially non-fatal error occurred while processing a Data Pump job.

Action: Contact Oracle Customer Support.

ORA-39098: Worker process received data objects while loading metadata. Invalid process order range is *string..string*

Cause: This is an internal error. Messages will detail the problem.

Action: If problem persists, contact Oracle Customer Support.

ORA-39099: cannot create index for "*string*" on master table *string*

Cause: One or more indexes couldn't be created on the master table. subsequent error messages describe the failure.

Action: Correct the condition that is preventing the indexes from being created.

ORA-39102: Timeout before master process *string* finished initialization. Master error:

Cause: The master process whose name is listed started up but did not finish its initialization within the allowed time limit.

Action: Refer to any following error messages for possible actions. Also, check the trace log for the failed process, if one was created, to see if there is any additional information about the failure. Correct the error, if possible, and try the operation again. If the error occurs again, contact Oracle Customer Support and report the error.

ORA-39103: Timeout before worker process *string* finished initialization. Worker error:

Cause: The worker process whose name is listed started up but did not finish its initialization within the allowed time limit.

Action: Refer to any following error messages for possible actions. Also, check the trace log for the failed process, if one was created, to see if there is any additional information about the failure. Correct the error, if possible, and try the operation again. If the error occurs again, contact Oracle Customer Support and report the error.

ORA-39104: cannot call this function from a SQL parallel query slave process

Cause: Called a Data Pump process model function from a process which is a SQL parallel query slave process

Action: A SQL parallel query slave process cannot create a Data Pump master process. This is not supported. If this error occurs from a Data Pump client (for example, expdp or impdp), contact Oracle Customer Support and report the error.

ORA-39105: Master process *string* failed during startup. Master error:

Cause: The master process whose name is listed failed during startup.

Action: Refer to any following error messages for possible actions. Also, check the trace log for the failed process, if one was created, to see if there is any additional information about the failure. Correct the error, if possible, and try the operation again. If the error occurs again, contact Oracle Customer Support and report the error.

ORA-39106: Worker process *string* failed during startup. Worker error:

Cause: The worker process whose name is listed failed during startup.

Action: Refer to any following error messages for possible actions. Also, check the trace log for the failed process, if one was created, to see if there is any additional

information about the failure. Correct the error, if possible, and try the operation again. If the error occurs again, contact Oracle Customer Support and report the error.

ORA-39107: Master process *string* violated startup protocol. Master error:

Cause: The master process whose name is listed started up but then exited before notifying the creating process that it was finished with initialization.

Action: Refer to any following error messages for possible actions. Also, check the trace log for the failed process, if one was created, to see if there is any additional information about the failure. Correct the error, if possible, and try the operation again. If the error occurs again, contact Oracle Customer Support and report the error.

ORA-39108: Worker process *string* violated startup protocol. Worker error:

Cause: The worker process whose name is listed started up but then exited before notifying the creating process that it was finished with initialization.

Action: Refer to any following error messages for possible actions. Also, check the trace log for the failed process, if one was created, to see if there is any additional information about the failure. Correct the error, if possible, and try the operation again. If the error occurs again, contact Oracle Customer Support and report the error.

ORA-39109: Unprivileged users may not operate upon other users' schemas

Cause: An unprivileged user attempted to reference another user's schema during a Data Pump operation. Because of this, no schemas were selected for the job.

Action: Retry the operation under a username owning the schema.

ORA-39110: error deleting worker processes

Cause: An attempt to delete the worker processes failed.

Action: Refer to any following error messages for possible actions. Correct the error, if possible, and try the operation again. If the error occurs again, contact Oracle Customer Support and report the error.

ORA-39111: Dependent object type *string* skipped, base object type *string* already exists

Cause: During a Data Pump import job, a dependent object is being skipped because its base object already existed.

Action: If the object from the dump file is wanted, drop the base and dependent objects and try to import again using desired filters.

ORA-39112: Dependent object type *string* skipped, base object type *string* creation failed

Cause: During a Data Pump import job, a dependent object is being skipped because its base object creation failed.

Action: If the object from the dump file is wanted, drop the base and dependent objects and try to import again using desired filters

ORA-39113: Unable to determine database version

Cause: The Data Pump was unable to determine the compatibility level and version of the current database using SYS.DBMS_UTILITY.DB_VERSION.

Action: Make sure access to the DBMS_UTILITY package is granted to you. If this is a network job, be sure that access to the DBMS_UTILITY package is granted to you on the remote instance.

ORA-39114: Dump files are not supported for network jobs.

Cause: An attempt was made to add a dumpfile to an Import job that is using a network link to the source database.

Action: Do not specify a dumpfile for jobs that do not require dumpfiles.

ORA-39115: *string* is not supported over a network link

Cause: An attempt was made to use an option that is not supported over network links such as the PARTITION_LIST filter.

Action: Do not attempt to use Data Pump features on network jobs if they are not compatible with jobs over the network.

ORA-39116: invalid trigger operation on mutating table *string.string*

Cause: A Data Pump load operation failed because a trigger attempted to fire on the table while it was mutating.

Action: Disable trigger(s) on the specified table. Also see ORA-004091.

ORA-39117: Type needed to create table is not included in this operation. Failing sql is: \nstring

Cause: A create table was attempted and a dependent type does not exist in the dumpfile or on the target database. Either the export or the import Data Pump job was a table mode job and types are not included in table mode jobs.

Action: Determine which type(s) are missing and create them on the target system and run the Data Pump import job again.

ORA-39119: worker process interrupt for delete worker processes call by master process

Cause: The master process that created this worker process called delete worker processes to abort the current operation.

Action: No action is necessary. This is an informational error message.

ORA-39120: Table *string* can't be truncated, data will be skipped. Failing error is: \nstring

Cause: Table data was about to be loaded into a table that already existed and the table_exists_action parameter is truncate, but the table could not be truncated.

Action: Determine actual cause by looking at base error.

ORA-39121: Table *string* can't be replaced, data will be skipped. Failing error is: \nstring

Cause: Table data was about to be loaded into a table that already existed and the table_exists_action parameter is replace, but the table could not be dropped.

Action: Determine actual cause by looking at base error.

ORA-39122: Unprivileged users may not perform *string* remappings.

Cause: A user attempted to remap objects during an import but lacked the IMPORT_FULL_DATABASE privilege.

Action: Retry the job from a schema that owns the IMPORT_FULL_DATABASE privilege.

ORA-39123: Data Pump transportable tablespace job aborted \nstring

Cause: A DBMS_PLUGTS procedure failed and the Data Pump operation could not continue so it was aborted. The DBMS_PLUGTS failure listed describes the original error.

Action: Look at the DBMS_PLUGTS error to determine actual cause.

ORA-39124: dump file name "string" contains an invalid substitution variable

Cause: The substitution variable '%' must be followed by '%','u', or 'U'.

Action: Correct the substitution variable in the dump file name and re-enter the command.

ORA-39125: Worker unexpected fatal error in string while calling string [string]

Cause: An unhandled exception was detected internally within the worker process for the Data Pump job while calling the specified external routine. This is an internal error. Additional information may be supplied.

Action: If problem persists, contact Oracle Customer Support.

ORA-39126: Worker unexpected fatal error in string [string] \nstring

Cause: An unhandled exception was detected internally within the worker process for the Data Pump job. This is an internal error. Additional information may be supplied.

Action: If problem persists, contact Oracle Customer Support.

ORA-39127: unexpected error from call to string \nstring

Cause: The exception was raised by the function invocation, a procedural action extension of export.

Action: Record the accompanying messages and report this as a Data Pump internal error to customer support.

ORA-39128: unexpected DbmsJava error number from statement string

Cause: The error was returned from a call to a DbmsJava procedure.

Action: Record the accompanying messages and report this as a Data Pump internal error to customer support.

ORA-39129: Object type string not imported. Name conflicts with the master table

Cause: The table being imported from the remote instance has the same name as the master table running this Data Pump job.

Action: Rerun the Data Pump job with a nonconflicting name.

ORA-39130: Object type string not imported. Base object name conflicts with the master table

Cause: The object being imported from the remote instance is dependent on an object that has the same name as the master table running this Data Pump job.

Action: Rerun the Data Pump job with a nonconflicting name.

ORA-39132: object type "string"."string" already exists with different hashcode

Cause: An object type could not be created because there was already a type with the same name but a different hashcode on the target system. Tables in the transportable tablespace set that use this object type cannot be read.

Action: Drop the object type from the target system and retry the operation.

ORA-39133: object type "*string*".*string*" already exists with different typeid

Cause: An object type in a transportable tablespace set already exists on the target system, but with a different typeid. The typeid could not be changed because the type is used by an existing table. Tables in the transportable tablespace set that use this object type cannot be read.

Action: Drop the object type from the target system and retry the operation.

ORA-39134: Cannot include "*string*" tablespace as a Transportable Tablespace

Cause: The user attempt to specify the SYSAUX or SYSTEM tablespace as a member of the transportable tablespace list in the current job. These tablespaces may not be transported between databases.

Action: Specify different tablespaces to be transported.

ORA-39135: File "*string*" is already a member of this dump set

Cause: An attempt was made to add a new file to an export job but a file with the same name already exists in the dump set for the job.

Action: Reenter the new file information using a different file name.

ORA-39136: cannot specify an SCN on a transportable job

Cause: A target SCN was specified for a table in a transportable job by the streams or logical standby components which was not the defaulted SCN for the table.

Action: This is an internal error. Please report it to Oracle support.

ORA-39137: cannot specify a TABLE_EXISTS_ACTION of *string* for a job with no metadata

Cause: A job was defined with the TABLE_EXISTS_ACTION parameter set to REPLACE or SKIP, but without metadata. Without metadata, data could not be loaded for the requested table actions.

Action: Change the setting of the TABLE_EXISTS_ACTION parameter to APPEND or TRUNCATE or supply Metadata with the data.

ORA-39138: Insufficient privileges to load data not in your schema

Cause: An unprivileged user attempted to load data into a different schema.

Action: Use a privileged account if you must load data not in your schema

ORA-39139: Data Pump does not support XMLType objects in version *string*. *string* will be skipped.

Cause: Object had an XMLType column using either an object relational or binary storage format, which is unsupported by Data Pump in the target version.

Action: Use the original export and import utilities to move this object.

ORA-39140: dump file "*string*" belongs to job *string*

Cause: When a dump file set consists of multiple files, all files in the set must be specified for an import operation, and all files must have been produced by the same export job. One of the files provided does not belong to the original dump file set. For instance, it was created by a different export job than the other files.

Action: Remove the dump file indicated in the message and retry the import operation providing only the complete set of dump files created by a specific export job.

ORA-39141: dump file "*string*" is a duplicate of dump file "*string*"

Cause: When a dump file set consists of multiple files, all files in the set must be specified for an import operation. One of the files provided to import was found to be a duplicate of another dump file in the set. This can occur if the files in the dump set were copied or renamed using operating system utilities and the same dump file was inadvertently copied more than once with different destination names.

Action: Remove the dump file indicated in the message and retry the import operation providing only the complete set of dump files created by a specific export job.

ORA-39142: incompatible version number *string* in dump file "*string*"

Cause: A dump file was specified for an import operation whose version number is incompatible with the dump file version of the Data Pump product currently running on the system. Usually this message indicates that the dump file was produced by a newer version of the Data Pump export utility.

Action: Import this dump file using the Data Pump import utility with the same version as the export which created the file.

ORA-39143: dump file "*string*" may be an original export dump file

Cause: A dump file was specified for an import operation which appears to have been created using the original export utility. These dump files cannot be processed by the Data Pump import utility.

Action: Try using the original import utility to process this dump file.

ORA-39144: file name parameter must be specified and non-null

Cause: No file name was provided in an DBMS_DATAPUMP.ADD_FILE API call.

Action: Correct the file name parameter and reissue the API request.

ORA-39145: directory object parameter must be specified and non-null

Cause: No directory object was provided in either an DBMS_DATAPUMP.ADD_FILE API call or to the directory parameter used by the Data Pump command line clients.

Action: Correct the directory object parameter and retry the operation.

ORA-39146: schema "*string*" does not exist

Cause: The specified schema was referenced as the source of a REMAP_SCHEMA parameter, but did not exist in the dump file (for file-based import) or in the source database (for network import).

Action: Specify the correct name of the schema to be remapped.

ORA-39147: cannot migrate Data Pump queue table ownership to this instance

Cause: There are active Data Pump jobs running on another instance in a RAC. All concurrent, active Data Pump jobs must be run on the same instance.

Action: Start this job on the same instance where other active Data Pump jobs are running, or wait until they finish.

**ORA-39148: unable to import data into pre-existing queue table *string*.
Table_exists_action of *string* being ignored for this table**

Cause: A Data Pump import detected that a queue table that was to be imported already exists. Importing data into pre-existing queue tables is not supported.

Action: If the data from the dump file is desired, then drop the queue table and perform the import again, or use the import parameter table_exists_action=replace.

ORA-39149: cannot link privileged user to non-privileged user

Cause: A Data Pump job initiated by a user with EXPORT_FULL_DATABASE/IMPORT_FULL_DATABASE roles specified a network link that did not correspond to a user with equivalent roles on the remote database.

Action: Specify a network link that maps users to identically privileged users in the remote database.

ORA-39150: bad flashback time

Cause: A flashback time was specified for the Data Pump job which either could not be parsed or else could not be translated into a system change number (SCN). This typically occurs when specifying a time far in the past.

Action: Specify an explicit SCN for the desired flashback rather than a time.

ORA-39154: Objects from foreign schemas have been removed from import

Cause: A non-privileged user attempted to import objects into a schema other than their own.

Action: Either perform the import from a privileged schema or else remap all schemas that were exported into the username running the import.

ORA-39155: error expanding dump file name "*string*"

Cause: Export was unable to expand the directory object and dump file name into a full file name. Subsequent messages will detail the problems.

Action: Fix the problems outlined in the secondary messages.

ORA-39156: error parsing dump file name "*string*"

Cause: Export was unable to parse the dump file name. Subsequent messages will detail the problems.

Action: Fix the problems outlined in the secondary messages.

ORA-39157: error appending extension to file "*string*"

Cause: Export or Import was unable to append the default extension to create the file name. The given file name could be too long or contain illegal characters. Subsequent messages will detail the problems.

Action: Fix the problems outlined in the secondary messages.

ORA-39159: cannot call this function from a non-Data Pump process

Cause: Called a Data Pump process model function from a process which is not a Data Pump process.

Action: Refer to any other error messages for additional information. If this error occurs from a Data Pump client (e.g. expdp or impdp), try the operation again. If the error occurs again, contact Oracle Customer Support and report the error.

ORA-39160: error on what's my name call

Cause: Attempt to get the Data Pump process name failed.

Action: Refer to any following error messages for additional information. If this error occurs from a Data Pump client (e.g. expdp or impdp), try the operation again. If the error occurs again, contact Oracle Customer Support and report the error.

ORA-39161: Full database jobs require privileges

Cause: Either an attempt to perform a full database export without the EXP_FULL_DATABASE role or an attempt to perform a full database import over a network link without the IMP_FULL_DATABASE role.

Action: Retry the operation in a schema that has the required roles.

ORA-39162: Transportable tablespace job require privileges

Cause: User attempted to perform a transportable tablespace job without being having the proper EXP_FULL_DATABASE or IMP_FULL_DATABASE role.

Action: Retry the operation in a schema that has the required roles.

ORA-39163: A sample size of *string* is invalid.

Cause: An attempt was made to do data sampling on a table with a value outside of the range of 0 - 100.

Action: Retry the filtering using a sampling number greater than 0 and less than 100.

ORA-39164: Partition *string* was not found.

Cause: If exporting or importing over the network, the user specified a partition name that was not found in the source database. For importing from files, the user specified a partition name not found in the dump file set.

Action: Retry the operation using the correct partition name.

ORA-39165: Schema *string* was not found.

Cause: If exporting or importing over the network, either the user specified a schema name that was not found in the source database or else the user lacked the proper EXP_FULL_DATABASE or IMP_FULL_DATABASE role that would allow them to access another schema. For importing from files, the user specified a schema name not found in the dump file set.

Action: Retry the operation using the correct schema name.

ORA-39166: Object *string* was not found or could not be exported or imported.

Cause: If exporting to files or importing over the network, one of the following occurred: - The object specified did not exist in the source database. - The user lacked the proper EXP_FULL_DATABASE or IMP_FULL_DATABASE role that would allow access to the object. - The VIEWS_AS_TABLES object contained a type that is not supported with the VIEWS_AS_TABLES parameter. If importing from files, the user specified an object name that was not found in the dump file set.

Action: Retry the operation using the correct object name, correct set of privileges, or a view that has only supported types.

ORA-39168: Object path *string* was not found.

Cause: If exporting or importing over the network, the user specified an object type path name that was not found in the source database. For importing from files, the user specified an object type path name not found in the dump file set.

Action: Retry the operation using the correct object type path name.

ORA-39169: Local version of *string* cannot work with remote version of *string*.

Cause: A Data Pump job specified a network link, but the version on the remote database cannot interoperate with the version on the local database.

Action: Do not specify network links between instance running different versions of the database.

ORA-39170: Schema expression *string* does not correspond to any schemas.

Cause: A schema expression or schema list was supplied for a Data Pump job that did not identify any schemas in the source database.

Action: Correct the schema specifications and retry the job.

ORA-39171: Job is experiencing a resumable wait.\n*string*

Cause: The Data Pump job is stalled with one or more of its sessions having a resumable wait. Resumable waits are typically caused by a non-expandable tablespace running out of space. The follow-on message describes the nature of the wait.

Action: Correct the condition causing the wait. This will typically involve adding datafiles to the tablespace that is full.

ORA-39172: Cannot remap transportable tablespace names with compatibility of *string*.

Cause: The user attempted to remap a tablespace name in a transportable tablespace job when the compatibility level was set below 10.1.

Action: Reset the compatibility level of the database to a more recent version.

ORA-39173: Encrypted data has been stored unencrypted in dump file set.

Cause: No encryption password was specified for an export job that involved data that was encrypted in the database.

Action: No specific user action is required. This is only a warning that secure data may be readable from within the dump file set.

ORA-39174: Encryption password must be supplied.

Cause: No encryption password was supplied to import a dump file set that was created using an encryption password.

Action: Specify the encryption password for the dump file set.

ORA-39175: Encryption password is not needed.

Cause: An encryption password was supplied to import a dump file set that was not created using an encryption password.

Action: No user action is required. This is merely a warning message.

ORA-39176: Encryption password is incorrect.

Cause: The wrong encryption password was supplied to import a dump file set.

Action: Resubmit the job using the correct encryption password for the dump file set.

ORA-39177: invalid compression value *string*

Cause: An invalid value was specified for compression.

Action: Correct the value and recreate the job.

ORA-39178: cannot perform estimate on metadata only jobs

Cause: An estimate was requested for a job by specifying the ESTIMATE or ESTIMATE_ONLY parameter. However, the job was also defined to have no data. These specifications conflict with each other.

Action: Remove one of the conflicting specifications for the job.

ORA-39179: unable to load table "*string*"."*string*" because of OID transform

Cause: The OID transform for the job was set to false and the identified table contained either VARRAYs with non-final types or unscoped REF columns. Both of these column types have embedded OIDs so they cannot be imported correctly when OIDs are not preserved.

Action: You must manually move the data with the specified tables when OIDs are not preserved.

ORA-39180: unable to encrypt ENCRYPTION_PASSWORD

Cause: The specified encryption password was unable to be encrypted for placement within the master table or decrypted when it was to be restored from the master table. Subsequent messages will describe the actual error that caused the encryption to fail.

Action: Fix the problems referenced by the subsequent messages. The most common reason for the encryption to fail is the lack of a security wallet.

ORA-39181: Only partial table data may be exported due to fine grain access control on *string*

Cause: An unprivileged user has tried to export a table that has fine grain access control. The table owner is subjected to access control and may not be able to export all rows in the table. Only the rows that can be seen by that user will be exported. In order to preserve integrity of the table, the user importing the table should have enough privilege to recreate the table with the security policies at import time.

Action: It is strongly recommended that the database administrator handle exporting of this table.

ORA-39182: internal error *string* occurred during compression phase *string*\n

Cause: An unexpected error occurred while compressing data buffers.

Action: Contact Oracle Customer Support.

ORA-39183: internal error *string* occurred during decompression phase *string*\n

Cause: An unexpected error occurred while decompressing data buffers.

Action: Contact Oracle Customer Support.

ORA-39184: Transportable Data Pump jobs cannot exclude PLUGTS objects

Cause: A Transportable Data Pump job requires all PLUGTS% objects, but the user-supplied exclude filters were excluding these objects.

Action: Reenter command without excluding PLUGTS% objects.

ORA-39185: The transportable tablespace failure list is

Cause: Some of the tablespaces specified for this job could not be exported.

Action: See specific errors for each tablespace, correct the problem, and try again.

ORA-39186: No tablespaces in the specified list exist.

Cause: The tablespaces specified on the EXPORT command did not exist.

Action: Check the list of tablespaces and reenter command with correct set of tablespaces.

ORA-39187: The transportable set is not self-contained, violation list is

Cause: The tablespaces specified for this job did not satisfy the closure checking. The list of violations specified each closure violation.

Action: See specific errors for violation and correct the problem or change the tablespaces on the command line and try again.

ORA-39188: unable to encrypt dump file set

Cause: Data Pump could not create an encrypted dump file set. This message will be accompanied by other messages that give more details about why the encrypted dump file set could not be created. The most common reason for this message is that you are trying to create a dump file set that can be transparently decrypted, and the database external security device is not open.

Action: If the external security device is not open, then open it. If the external security device is not configured, then the only type of encrypted dump file set that you can create is a password-based dump file set.

ORA-39189: unable to decrypt dump file set

Cause: The dump file set could not be decrypted. The reason could be either that an invalid password was entered, or that, when using transparent decryption, the database external security device was not open.

Action: If password-based import was enabled for this dump file set, then supply the correct password. If transparent import was enabled for this dump file set, then ensure that the database external security device is open.

ORA-39190: internal error occurred during encryption phase *string*\n

Cause: An unexpected error occurred while encrypting data buffers.

Action: See the secondary error for more information and contact Oracle Customer Support.

ORA-39191: internal error occurred during decryption phase *string*\n

Cause: An unexpected error occurred while decrypting data buffers.

Action: See the secondary error for more information and contact Oracle Customer Support.

ORA-39192: table mode jobs with transportable=always and partition filters only allow objects from one table

Cause: Multiple tables are not supported when specifying partitions while using transportable table mode.

Action: Retry the job specifying only one table.

ORA-39193: Table mode jobs do not allow the schema to be wild carded.

Cause: The table filter included a schema expression with the % wild card.

Action: Retry the job specifying actual schemas.

ORA-39194: Table mode jobs require the tables to be comma separated.

Cause: The string describing tables in a table mode job was not comma separated.

Action: Retry the job specifying the tables separated by commas.

ORA-39195: At least one schema in the TABLE_FILTER does not exist.

Cause: The TABLE_FILTER specified contains a schema that does not exist.

Action: Retry the job specifying only schemas that exist.

ORA-39200: Link name "*string*" is invalid.

Cause: The name of the network link supplied for a Data Pump job was not usable. Secondary messages identify the problem.

Action: Rerun the job using a valid network link.

ORA-39201: Dump files are not supported for estimate only jobs.

Cause: An attempt was made to add a dumpfile to an Export job that only requested file estimates.

Action: Do not specify a dumpfile for jobs that do not require dumpfiles.

ORA-39202: Data cannot be filtered or selected in *string* jobs.

Cause: A data filter was supplied for the specified type of job, but is not supported in the specified job type. From the command line, data filters can be specified by the CONTENT, TABLES (partition specifications), SAMPLE and QUERY parameters.

Action: Do not restrict data handling on jobs that cannot support data filtering.

ORA-39203: Partition selection is not supported over a network link.

Cause: Specific partitions were selected for a job operating over a network link.

Action: Remove the partition specifications and rerun the job.

ORA-39204: No subsetting of tablespaces is allowed for transportable import.

Cause: A tablespace filter was applied to a transportable import job that was not performed over a network link. In this case, the tablespace may not be changed from its specification at export time.

Action: Rerun the job without specifying a tablespace filter.

ORA-39205: Transforms are not supported in transportable jobs.

Cause: A metadata transformation such as STORAGE or SEGMENT_ATTRIBUTES has been specified for a transportable Data Pump job.

Action: Rerun the job without specifying a transform.

ORA-39206: A parallel degree of *string* is invalid.

Cause: A bad numeric was supplied for specifying the parallelism to be used within a Data Pump job. The degree of parallelism must be an integer great than 0.

Action: The the degree specifying and retry the parallelism setting.

ORA-39207: Value *string* is invalid for parameter *string*.

Cause: A parameter for a Data Pump job was set with a NULL or invalid value.

Action: Refer to the documentation to identify the legal values for each parameter. Retry the operation with a valid value.

ORA-39208: Parameter *string* is invalid for *string* jobs.

Cause: The a parameter has been specified that is not supported for the specified type of Data Pump.

Action: Remove the parameter specification and retry the operation.

ORA-39209: Parameter *string* requires privileges.

Cause: Use of the specified privileges requires the user to have the IMP_FULL_DATABASE role for import jobs or the EXP_FULL_DATABASE role for export jobs.

Action: Remove the parameter specification and retry the operation.

ORA-39210: A PCTSPACE adjustment of *string* is invalid.

Cause: User specified a storage space transformation that was out of range. Values for PCTSPACE must be greater than zero.

Action: Retry the operation with a valid PCTSPACE value.

ORA-39211: unable to retrieve dumpfile information as specified

Cause: User specified an invalid or inaccessible file with the specified filename and directory object.

Action: Retry the operation with a valid directory object and filename.

ORA-39212: installation error: XSL stylesheets not loaded correctly

Cause: The XSL stylesheets used by the Data Pump Metadata API were not loaded correctly into the Oracle dictionary table "sys.metastylesheet." Either the stylesheets were not loaded at all, or they were not converted to the database character set.

Action: Connect AS SYSDBA and execute dbms_metadata_util.load_stylesheets to reload the stylesheets.

ORA-39213: Metadata processing is not available

Cause: The Data Pump could not use the Metadata API. Typically, this is caused by the XSL stylesheets not being set up properly.

Action: Connect AS SYSDBA and execute dbms_metadata_util.load_stylesheets to reload the stylesheets.

ORA-39214: Data Pump does not support external tables with encrypted columns. *string* will not be exported

Cause: The object is an external table with encrypted columns and this is unsupported with Data Pump.

Action: External table must be manually recreated on the target system.

ORA-39216: object type "*string*"."*string*" hashcode or version number mismatch

Cause: An object type in a transportable tablespace set could not be used because there was a type with the same name but a different hashcode (and type definition) or the same hashcode but different version numbers for the type on the target system. Tables in the transportable tablespace set that use this object type cannot be created.

Action: Drop the object type and dependent objects from the target system if possible and retry the operation.

ORA-39217: object type "*string*"."*string*" typeid mismatch

Cause: An object type in a transportable tablespace set already exists on the target system, but with a different typeid. The typeid could not be changed because the type or a dependent type is used by an existing table. Tables in the transportable tablespace set that use this object be created.

Action: Drop the object type and dependent objects from the target system if possible and retry the operation.

ORA-39218: type check on object type "*string*"."*string*" failed

Cause: The type check on a type failed. Therefore, the table create for the table which uses the type also fails.

Action: Refer to any following error messages for additional information. Correct the error, if possible, and try the action again.

ORA-39219: directory object name is too long

Cause: The directory object name provided to the Data Pump Job was invalid because its length was greater than 30 characters.

Action: Retry the operation with a valid directory object name.

ORA-39220: file name is too long

Cause: The file name provided to the Data Pump Job was invalid because its length was greater than 4000 characters.

Action: Retry the operation with a valid file name.

ORA-39221: Specifying data filters is invalid when dumpfiles do not contain table data.

Cause: A data filter was supplied for an import job, but the dumpfile does not contain any table data. The export command created a dumpfile with metadata only. No table data was included. From the command line, data filters can be specified by the CONTENT, SAMPLE and QUERY parameters.

Action: Do not restrict data handling on jobs that cannot support data filtering.

ORA-39222: Unable to create global temporary master table *string*

Cause: Data Pump tried to create a global temporary master table but could not. The errors that follow describe why the table could not be created.

Action: Examine and fix the problems described in the additional errors.

ORA-39223: Internal Data Pump error. Master table information for version *string* not found.

Cause: An unexpected error occurred while processing the job. The data in an internal table could not be found.

Action: Contact Oracle Support Services.

ORA-39224: *string* row(s) were rejected with the following error:\n*string*

Cause: These rows were not loaded due to constraint or index violations.

Action: Retry the operation when row data is fixed.

ORA-39228: Unable to construct a unique departitioned object name for *string string.string:string* when defaulted.

Cause: All (sub)partitions in the job were to be created as individual objects and the renaming was defaulted. The job will attempt to create unique object names, but the name creation algorithm was unable to find a unique object name for the specified (sub)partition.

Action: Specify a rename_table transform to use or delete some of the existing objects causing the name conflicts.

ORA-39230: Service name *string* is not available

Cause: The specified resource service name for the Data Pump job was not available.

Action: Pick a service name that the user is authorized to use.

ORA-39231: invalid data remap name: *string*

Cause: The specified type of data remapping was not supported.

Action: Only COLUMN_FUNCTION data remaps are supported. Retry the operation using a supported data remap name.

ORA-39232: invalid remap function: *string*

Cause: The specified package function for performing data remapping was not found.

Action: Either create the specified package function or else grant the user access to the function.

ORA-39233: invalid remap column name: *string*

Cause: The column name specified for the data remapping either does not exist in the specified table, is not a scalar column, or is not supported.

Action: Specify a scalar column name within the table to be remapped.

ORA-39234: Data cannot be remapped under the direct path access method.

Cause: Data remapping was requested on a job that requires the direct path access method. Data remapping can only be performed using the external table access method.

Action: Retry the job without specifying any access method.

ORA-39235: data remap *string* has already been specified

Cause: A data remap has already been specified for the indicated column. Only one data remap may be defined for a column.

Action: Remove one of the data remap specifications for the job.

ORA-39237: Failed to load XML document *string*. Compare process aborted.

Cause: An error occurred while performing XML difference parse.

Action: Resubmit XML compare request with valid document.

ORA-39238: XML node attribute differences are not supported.

Cause: MDAPI XML difference parsing did not support node attributes.

Action: Resubmit XML compare request with valid document.

ORA-39239: No differences found.

Cause: XML documents compared were identical.

Action: No action required.

ORA-39240: Error while processing difference document.

Cause: Error occurred in the MDAPI difference writer.

Action: Refer to any following error messages for additional information. Correct the error, if possible, and try the action again.

ORA-39242: Unable to export/import *string* due to table attributes.

Cause: See the Data Pump documentation for an explanation of what table attributes prevent an export or import from succeeding.

Action: Resolve conflicting table attributes.

ORA-39243: Import job requires 'TRANSPORT_DATAFILES' parameter.

Cause: The export job used 'TRANSPORTABLE=ALWAYS' and the import job requires TRANSPORT_DATAFILES to be specified.

Action: Specify the transport datafiles associated with this job.

ORA-39245: import job requires export dump file "*string*"

Cause: A Data Pump IMPORT or SQL_FILE operation was being performed but not all of the files from the Data Pump export dump file set were included.

Action: Check the export log file and make sure all of the files that were exported are included in the current job. The import log file also lists the export names of the missing files.

ORA-39246: cannot locate master table within provided dump files

Cause: A Data Pump IMPORT or SQL_FILE operation was being performed but not all of the files from the Data Pump export dump file set were included. In particular, the dump file containing the export job's master table was not provided.

Action: Check the export log file and make sure all of the files that were exported are included in the current job.

ORA-39251: Importing a SecureFile LOB with metadata into a scalar, column *string*, is not allowed.

Cause: An import of a SecureFile LOB with metadata into a scalar column was attempted.

Action: Change the scalar column to a SecureFile LOB.

ORA-39252: Importing a SecureFile LOB with metadata or archived SecureFile LOB into a BasicFile LOB is not allowed

Cause: An attempt was made to import a SecureFile LOB that contained metadata or was archived at the time of export into a BasicFile LOB.

Action: Perform the import into a different table, perform DBMS_LOB.ARCHIVE_GET on any archived SecureFile LOBs, and then use INSERT AS SELECT to migrate the SecureFile LOB data to the BasicFile LOB.

ORA-39253: Specified tables do not exist.

Cause: The tables specified for this export job did not exist.

Action: Check the specified table list and make sure the tables listed exist.

ORA-39254: Direct path load not possible into preexisting table with column that has a default value and is not being loaded or is default on null; table *string*, column *string*

Cause: The direct path access method could not be used to load into a preexisting table that has a column with a default value and that column is not being loaded into, or the column is default on null.

Action: Remove the ACCESS_METHOD parameter from the import command line.

ORA-39255: Failed to fetch PLUGTS_BLKs.

Cause: The Data Pump expected a PLUGTS_BLK object to be exported but none were.

Action: Contact Oracle Support Services.

ORA-39256: Transportable tablespace Data Pump jobs from read-only databases not supported.

Cause: The remote database was read-only and Data Pump export jobs using transportable tablespace over a network link require the remote database to be read/write.

Action: Use Data Pump without transportable tablespace or make the remote database read/write.

ORA-39258: Cannot rename cluster.

Cause: DBMS_METADATA_DIFF was comparing two clusters with different names. There is no SQL ALTER statement to rename a cluster.

Action: The difference cannot be eliminated with an SQL ALTER statement.

ORA-39259: Cannot add column to cluster.

Cause: DBMS_METADATA_DIFF was comparing two clusters with different column lists. There is no SQL ALTER statement to add a column to a cluster.

Action: The difference cannot be eliminated with an SQL ALTER statement.

ORA-39260: Cannot delete column from cluster.

Cause: DBMS_METADATA_DIFF was comparing two clusters with different column lists. There is no SQL ALTER statement to delete a column from a cluster.

Action: The difference cannot be eliminated with an SQL ALTER statement.

ORA-39261: Cannot modify column in cluster.

Cause: DBMS_METADATA_DIFF was comparing two clusters with different column lists. There is no SQL ALTER statement to modify a column in a cluster.

Action: The difference cannot be eliminated with an SQL ALTER statement.

ORA-39262: Cannot alter size for hash cluster.

Cause: DBMS_METADATA_DIFF was comparing two hash clusters with different sizes. There is no SQL ALTER statement to modify the size of a hash cluster.

Action: The difference cannot be eliminated with an SQL ALTER statement.

ORA-39263: Cannot alter PARALLEL INSTANCES.

Cause: DBMS_METADATA_DIFF was comparing two objects, both with PARALLEL but with different INSTANCES values. There is no SQL ALTER statement to modify PARALLEL INSTANCES.

Action: The difference cannot be eliminated with an SQL ALTER statement.

ORA-39264: Cannot alter type of table: *string*

Cause: DBMS_METADATA_DIFF was comparing tables of different types: relational table, object table or XMLType table. There is no SQL ALTER statement to change a table's type.

Action: The difference cannot be eliminated with an SQL ALTER statement.

ORA-39265: Cannot alter object_type of object table: *string*

Cause: DBMS_METADATA_DIFF was comparing object tables based on different object types. There is no SQL ALTER statement to change an object table's object type.

Action: The difference cannot be eliminated with an SQL ALTER statement.

ORA-39266: Cannot alter unpartitioned table to partitioned.

Cause: DBMS_METADATA_DIFF was comparing two tables, one unpartitioned, the other partitioned. There is no SQL ALTER statement to partition an unpartitioned table.

Action: The difference cannot be eliminated with an SQL ALTER statement.

ORA-39267: Cannot remove default from table column.

Cause: DBMS_METADATA_DIFF was comparing two table columns, one with a default value, one without. There is no SQL ALTER syntax to remove a column default.

Action: The difference cannot be eliminated with an SQL ALTER statement.

ORA-39268: Cannot alter a real column to make it virtual or vice versa.

Cause: DBMS_METADATA_DIFF was comparing two table columns, one virtual, one real. There is no SQL ALTER statement to make a virtual column real or vice versa.

Action: The difference cannot be eliminated with an SQL ALTER statement.

ORA-39269: Cannot alter a column of type LONG to anything other than LOB.

Cause: DBMS_METADATA_DIFF was comparing two table columns, the first of type LONG, the second of a data type other than LOB. There is no SQL ALTER statement to modify a long data type to anything other than a CLOB or NCLOB.

Action: The difference cannot be eliminated with an SQL ALTER statement.

ORA-39270: Cannot alter a LOB column to another data type.

Cause: DBMS_METADATA_DIFF was comparing two table columns, the first of type CLOB, NCLOB or BLOB, the second of some other data type. There is no SQL ALTER statement to change the data type of a LOB column.

Action: The difference cannot be eliminated with an SQL ALTER statement.

ORA-39271: Cannot alter substitutability of column: *string*

Cause: DBMS_METADATA_DIFF was comparing two table columns. This error may occur because the first column is substitutable and the second column is not, or because the first column is OF TYPE and the second column is substitutable.

Action: The difference cannot be eliminated with an SQL ALTER statement.

ORA-39272: Cannot alter organization of nested table column: *string*

Cause: DBMS_METADATA_DIFF was comparing two nested table columns. One was a heap table, the other an index-organized table. There is no SQL ALTER statement to change the organization of a nested table.

Action: The difference cannot be eliminated with an SQL ALTER statement.

ORA-39273: Cannot alter storage type of XMLType column: *string*

Cause: DBMS_METADATA_DIFF was comparing two XMLType columns with different storage types (CLOB, BINARY, OBJECT RELATIONAL). There is no SQL ALTER statement to change the storage type of an XMLType column.

Action: The difference cannot be eliminated with an SQL ALTER statement.

ORA-39274: Cannot alter physical organization of table.

Cause: DBMS_METADATA_DIFF was comparing two tables with different physical organizations (heap, index organized, external, or cluster). There is no SQL ALTER statement to change the physical organization of a table.

Action: The difference cannot be eliminated with an SQL ALTER statement.

ORA-39275: Cannot alter INITIAL storage option.

Cause: DBMS_METADATA_DIFF was comparing two tables with different FREELIST GROUPS storage options. There is no SQL ALTER statement to change a table's INITIAL storage option.

Action: The difference cannot be eliminated with an SQL ALTER statement.

ORA-39276: Cannot alter MINEXTENTS storage option.

Cause: DBMS_METADATA_DIFF was comparing two tables with different MINEXTENTS storage options. There is no SQL ALTER statement to change a table's MINEXTENTS storage option.

Action: The difference cannot be eliminated with an SQL ALTER statement.

ORA-39277: Cannot alter FREELIST GROUPS storage option.

Cause: DBMS_METADATA_DIFF was comparing two tables with different FREELIST GROUPS storage options. There is no SQL ALTER statement to change a table's FREELIST GROUPS storage option.

Action: The difference cannot be eliminated with an SQL ALTER statement.

ORA-39278: Cannot alter table with segments to segment creation deferred.

Cause: DBMS_METADATA_DIFF was comparing two tables, the first with allocated segments, the second with deferred segments. There is no SQL ALTER statement to change a table which already has segments to segment creation deferred.

Action: The difference cannot be eliminated with an SQL ALTER statement.

ORA-39279: Cannot alter tablespace of overflow segment.

Cause: DBMS_METADATA_DIFF was comparing two index organized tables whose overflow segments have different tablespaces. There is no SQL ALTER statement to change an overflow segment's tablespace.

Action: The difference cannot be eliminated with an SQL ALTER statement.

ORA-39280: Cannot drop overflow segment.

Cause: DBMS_METADATA_DIFF was comparing two index organized tables, the first with an overflow segment, the second without. There is no SQL ALTER statement to drop an overflow segment.

Action: The difference cannot be eliminated with an SQL ALTER statement.

ORA-39281: Cannot alter COMPRESS in index-organized materialized view.

Cause: DBMS_METADATA_DIFF was comparing two index organized materialized views with different key compression values. There is no SQL ALTER statement to modify the key compression of an index organized materialized view.

Action: The difference cannot be eliminated with an SQL ALTER statement.

ORA-39282: Cannot alter default tablespace of partitions in partitioned table.

Cause: DBMS_METADATA_DIFF was comparing two partitioned tables with different default tablespaces. There is no SQL ALTER statement to change the default tablespace of a partitioned table.

Action: The difference cannot be eliminated with an SQL ALTER statement.

ORA-39283: Cannot drop, split or merge hash partition: *string*

Cause: DBMS_METADATA_DIFF was comparing two tables or indexes partitioned or subpartitioned by hash, and a (sub)partition in the first object was not present in the second object. Partition maintenance operations such as drop, split or merge can only be performed on list or range (sub)partitioned objects.

Action: The difference cannot be eliminated with an SQL ALTER statement.

ORA-39284: Cannot alter the list values of a list subpartition: *string*

Cause: DBMS_METADATA_DIFF was comparing two tables subpartitioned by list, one of which has a subpartition with the same name but a different values list as a subpartition in the other. There is no SQL ALTER statement to change the list values of a list subpartition.

Action: The difference cannot be eliminated with an SQL ALTER statement.

ORA-39285: Cannot alter index key compression.

Cause: DBMS_METADATA_DIFF was comparing two indexes with different values of key compression. There is no SQL ALTER statement to change index key compression.

Action: The difference cannot be eliminated with an SQL ALTER statement.

ORA-39286: Cannot convert between types of index.

Cause: DBMS_METADATA_DIFF was comparing two indexes of different types, for example, a table index, a domain index, a cluster index, a bitmap index or a bitmap join index. There is no SQL ALTER statement to change the type of an index.

Action: The difference cannot be eliminated with an SQL ALTER statement.

ORA-39287: Cannot alter index column list.

Cause: DBMS_METADATA_DIFF was comparing two indexes with different column lists. There is no SQL ALTER statement to change the columns of an index.

Action: The difference cannot be eliminated with an SQL ALTER statement.

ORA-39288: Cannot alter index base table.

Cause: DBMS_METADATA_DIFF was comparing two table indexes defined on different tables. There is no SQL ALTER statement to change the base table of an index.

Action: The difference cannot be eliminated with an SQL ALTER statement.

ORA-39289: Cannot add or drop local index partition or subpartition: *string*

Cause: DBMS_METADATA_DIFF was comparing two locally partitioned indexes with different partitions or subpartitions. There is no SQL ALTER statement to add or drop a partition or subpartition of a locally partitioned index.

Action: The difference cannot be eliminated with an SQL ALTER statement.

ORA-39290: Cannot drop a partition of a globally partitioned index.

Cause: DBMS_METADATA_DIFF was comparing two globally partitioned indexes and a partition in the first index does not exist in the second index. There is no SQL ALTER statement to drop a partition of a globally partitioned index.

Action: The difference cannot be eliminated with an SQL ALTER statement.

ORA-39291: Cannot alter index storage option: *string*

Cause: DBMS_METADATA_DIFF was comparing two indexes with different values for the specified storage option. There is no SQL ALTER statement to change this storage option.

Action: The difference cannot be eliminated with an SQL ALTER statement.

ORA-39292: Cannot alter join table of bitmap join index.

Cause: DBMS_METADATA_DIFF was comparing two bitmap join indexes with different join tables. There is no SQL ALTER statement to alter the join tables of a bitmap join index.

Action: The difference cannot be eliminated with an SQL ALTER statement.

ORA-39293: Cannot alter join condition of bitmap join index.

Cause: DBMS_METADATA_DIFF was comparing two bitmap join indexes with different join conditions. There is no SQL ALTER statement to alter the join condition of a bitmap join index.

Action: The difference cannot be eliminated with an SQL ALTER statement.

ORA-39294: Cannot alter indextype of domain index.

Cause: DBMS_METADATA_DIFF was comparing two bitmap domain indexes with different indextypes. There is no SQL ALTER statement to alter the indextype of a domain index.

Action: The difference cannot be eliminated with an SQL ALTER statement.

ORA-39295: Cannot alter index base cluster.

Cause: DBMS_METADATA_DIFF was comparing two cluster indexes defined on different clusters. There is no SQL ALTER statement to change the base cluster of a cluster index.

Action: The difference cannot be eliminated with an SQL ALTER statement.

ORA-39296: Cannot alter index partitioning type or partitioning columns.

Cause: DBMS_METADATA_DIFF was comparing two indexes with incompatible partitioning: (1) one is partitioned and one is not (2) both are partitioned but in different ways (locally vs. globally, hash vs. range) (3) both are partitioned but on different columns. There is no SQL ALTER statement to change the way an index is partitioned.

Action: The difference cannot be eliminated with an SQL ALTER statement.

ORA-39297: Cannot alter materialized view attribute: *string*

Cause: DBMS_METADATA_DIFF was comparing two materialized views with incompatible attributes. There is no SQL ALTER statement to change this attribute of a materialized view.

Action: The difference cannot be eliminated with an SQL ALTER statement.

ORA-39298: Cannot alter materialized view partitioning type or partitioning columns.

Cause: DBMS_METADATA_DIFF was comparing two materialized views with incompatible partitioning: (1) one is partitioned and one is not (2) both are partitioned but in different ways (locally vs. globally, hash vs. range) (3) both are partitioned but on different columns. There is no SQL ALTER statement to change the way a materialized view is partitioned.

Action: The difference cannot be eliminated with an SQL ALTER statement.

ORA-39299: Cannot alter materialized view physical organization.

Cause: DBMS_METADATA_DIFF was comparing two materialized views with different physical organizations: heap, index organized, etc. There is no SQL ALTER statement to change the index organization of a materialized view.

Action: The difference cannot be eliminated with an SQL ALTER statement.

ORA-39300: Cannot alter materialized view log partitioning type or partitioning columns.

Cause: DBMS_METADATA_DIFF was comparing two materialized view logs with incompatible partitioning: (1) one is partitioned and one is not (2) both are partitioned but in different ways (locally vs. globally, hash vs. range) (3) both are partitioned but on different columns. There is no SQL ALTER statement to change the way a materialized view log is partitioned.

Action: The difference cannot be eliminated with an SQL ALTER statement.

ORA-39301: Cannot alter values recorded in materialized view log: *string*

Cause: DBMS_METADATA_DIFF was comparing two materialized view logs that are recording different values, and the set of values in the first materialized view log cannot be changed to that in the second materialized view log. The error message identifies the specific problem.

Action: The difference cannot be eliminated with an SQL ALTER statement.

ORA-39302: Cannot alter tablespace of materialized view log.

Cause: DBMS_METADATA_DIFF was comparing two materialized view logs which have different tablespaces. There is no SQL ALTER statement to change the tablespace of a materialized view log.

Action: The difference cannot be eliminated with an SQL ALTER statement.

ORA-39303: Cannot alter attribute of queue: *string*

Cause: DBMS_METADATA_DIFF was comparing two advanced queues with attribute differences that cannot be reconciled. The error message identifies the specific problem.

Action: The difference cannot be eliminated with an SQL ALTER statement.

ORA-39304: Cannot alter attribute of queue table: *string*

Cause: DBMS_METADATA_DIFF was comparing two AQ queue tables with attribute differences that cannot be reconciled. The error message identifies the specific problem.

Action: The difference cannot be eliminated with an SQL ALTER statement.

ORA-39305: Cannot alter attribute of sequence: *string*

Cause: DBMS_METADATA_DIFF was comparing two sequences with attribute differences that cannot be reconciled. The error message identifies the specific problem.

Action: The difference cannot be eliminated with an SQL ALTER statement.

ORA-39306: Cannot alter attribute of trigger: *string*

Cause: DBMS_METADATA_DIFF was comparing two triggers with differences that cannot be reconciled. The error message identifies the specific problem.

Action: The difference cannot be eliminated with an SQL ALTER statement.

ORA-39307: Cannot alter attribute of type: *string*

Cause: DBMS_METADATA_DIFF was comparing two types with differences that cannot be reconciled. The error message identifies the specific problem.

Action: The difference cannot be eliminated with an SQL ALTER statement.

ORA-39308: Cannot alter attribute of view: *string*

Cause: DBMS_METADATA_DIFF was comparing two views with differences that cannot be reconciled. The error message identifies the specific problem.

Action: The difference cannot be eliminated with an SQL ALTER statement.

ORA-39309: Cannot alter tablespace between bigfile and smallfile.

Cause: DBMS_METADATA_DIFF was comparing two tablespaces, one bigfile, one smallfile. There is no SQL ALTER statement to change a tablespace from smallfile to bigfile or vice versa.

Action: The difference cannot be eliminated with an SQL ALTER statement.

ORA-39310: Cannot alter tablespace type.

Cause: DBMS_METADATA_DIFF was comparing two tablespaces of different types: permanent, temporary or undo. There is no SQL ALTER statement to change the type of a tablespace.

Action: The difference cannot be eliminated with an SQL ALTER statement.

ORA-39311: Cannot alter tablespace blocksize.

Cause: DBMS_METADATA_DIFF was comparing two tablespaces with different blocksizes. There is no SQL ALTER statement to change the blocksize of a tablespace.

Action: The difference cannot be eliminated with an SQL ALTER statement.

ORA-39312: Cannot alter tablespace encryption.

Cause: DBMS_METADATA_DIFF was comparing two tablespaces, one encrypted, one not. There is no SQL ALTER statement to change the encryption property of a tablespace.

Action: The difference cannot be eliminated with an SQL ALTER statement.

ORA-39313: Cannot alter tablespace flashback mode.

Cause: DBMS_METADATA_DIFF was comparing two tablespaces, one in flashback mode, one not. There is no SQL ALTER statement to alter the flashback mode of a tablespace.

Action: The difference cannot be eliminated with an SQL ALTER statement.

ORA-39314: Cannot alter tablespace extent_management.

Cause: DBMS_METADATA_DIFF was comparing two tablespaces with different extent management properties. There is no SQL ALTER statement to alter the extent management properties of a tablespace.

Action: The difference cannot be eliminated with an SQL ALTER statement.

ORA-39315: Cannot drop the first data file from a permanent or undo tablespace.

Cause: DBMS_METADATA_DIFF was comparing two permanent or undo tablespaces. The first data file in the first tablespace is missing from the second tablespace. There is no SQL ALTER statement to drop the first data file from a permanent or undo tablespace.

Action: The difference cannot be eliminated with an SQL ALTER statement.

ORA-39316: Cannot resize a data file in a smallfile tablespace.

Cause: DBMS_METADATA_DIFF was comparing two smallfile tablespaces. A data file in the first tablespace is of a different size from the corresponding data file in the second tablespace. There is no SQL ALTER statement to resize a data file in a smallfile tablespace.

Action: The difference cannot be eliminated with an SQL ALTER statement.

ORA-39317: Cannot change the segment space management of a tablespace.

Cause: DBMS_METADATA_DIFF was comparing two tablespaces with different segment space management. There is no SQL ALTER statement to change the segment space management of a tablespace.

Action: The difference cannot be eliminated with an SQL ALTER statement.

ORA-39318: Cannot alter user name.

Cause: DBMS_METADATA_DIFF was comparing two users with different names. There is no SQL ALTER statement to change the name of a user.

Action: The difference cannot be eliminated with an SQL ALTER statement.

ORA-39319: Cannot undo password expiration.

Cause: DBMS_METADATA_DIFF was comparing two users and the first user had an expired password. There is no SQL ALTER statement to undo the expiration of a user password.

Action: The difference cannot be eliminated with an SQL ALTER statement.

ORA-39320: Column names do not match between export and import databases.

Cause: The column names of the table being imported did not match the column names of the preexisting table.

Action: Ensure the column names match between export and import database.

ORA-39321: Cannot alter functional index or virtual expression column: *string*

Cause: Altered column was referenced in a virtual column or functional index expression. There is no SQL ALTER statement to change a column which is referenced in one of these types of expressions.

Action: The difference cannot be eliminated with a SQL ALTER statement.

ORA-39322: Cannot use transportable tablespace with TIMESTAMP WITH TIME ZONE columns and different time zone version.

Cause: The source database was at a different time zone version than the target database and there were tables in the dumpfile with TIMESTAMP WITH TIME ZONE columns.

Action: Convert the target database to the same timezone version as the source database or use Data Pump without transportable tablespace.

ORA-39323: cannot load data from external table dump file "*string*"

Cause: A dump file was specified for an import operation that had been created with external tables using the ORACLE_DATAPUMP access driver. This type of dump file cannot be processed using the Data Pump import utility.

Action: Access the data in this dump file with external tables using the ORACLE_DATAPUMP access driver.

ORA-39324: cannot load data from Data Pump dump file "*string*"

Cause: A dump file was specified for a load operation that had been created using the Data Pump. This type of dump file cannot be processed by external tables using the ORACLE_DATAPUMP access driver.

Action: Access the data in this dump file using the Data Pump.

ORA-39325: TABLE_EXISTS_ACTION cannot be applied to *string*.

Cause: An object was already in existence that uses a name in common with this table. The name collision could be the table name, a constraint, a LOB storage table, or something else in the table definition.

Action: Drop the existing object before running Data Pump.

ORA-39326: cannot load data into table, *string*, due to an unusable index

Cause: An unusable index existed on the table. This index prevented data from being loaded into the table associated with this index.

Action: Either drop the unusable index or make it valid before attempting the import operation.

ORA-39327: Oracle Database Vault data is being stored unencrypted in dump file set.

Cause: No encryption was specified for an export job that involved data from an Oracle Database Vault realm.

Action: No specific user action is required. This is only a warning that secure data may be readable from within the dump file set.

ORA-39328: encryption password is too long

Cause: The encryption password provided to the Data Pump job was invalid because its length was greater than the maximum allowed. When using the password to encrypt the dump file set, the maximum length is 1000 bytes. When using the password to re-encrypt encrypted columns only, the maximum length is 30 bytes.

Action: Retry the operation with a valid encryption password.

ORA-39329: Tablespace *string* needs to be locally managed.

Cause: An attempt was made to run an Oracle Data Pump job with the TRANSPORTABLE=ALWAYS parameter. Tablespaces that contain data for EARLY_OPTIONS in an Oracle Data Pump job run with FULL=Y and TRANSPORTABLE=ALWAYS parameter need to be locally managed.

Action: Run the Oracle Data Pump job without the TRANSPORTABLE parameter set to ALWAYS.

ORA-39331: Wallet is not open on remote node.

Cause: The security module wallet was not open on the remote node.

Action: Open the wallet on the remote node.

ORA-39339: Table *string* was skipped due to transportable import and TSTZ issues resulting from time zone version mismatch.

Cause: The source database is at a different time zone version than the target database and this table contains TIMESTAMP WITH TIME ZONE data.

Action: Convert the target database to the same time zone version as the source database or use Oracle Data Pump with conventional data movement to export then import this table.

ORA-39340: unsupported object, *string* will be skipped.

Cause: Oracle Data Pump encountered an object type that it currently does not support.

Action: Manually move the object to the target database.

ORA-39341: Cannot convert an existing column into an identity column.

Cause: An attempt was made to convert an existing column into an identity column. There is no SQL ALTER statement that will convert an existing column into an identity column.

Action: The difference cannot be eliminated with a SQL ALTER statement.

ORA-39342: Internal error - failed to import internal objects tagged with *string* due to *string*.

Cause: Oracle Data Pump encountered an internal tagged object that failed to import properly. All other objects with the same tag will be skipped.

Action: Contact Oracle Support Services.

ORA-39343: Object type *string* failed to create returning error: \nstring\n
Cause: The object type could not be created. Examine the original error code to determine the actual cause.

Action: The original error code will contain more information.

ORA-39345: Warning: possible data loss in character set conversions
Cause: Oracle Data Pump displayed this message at the start of the import operation because it determined that the character set or the NCHAR character set used by the export database was different from that of the target database and also that the target database character set was not a superset of the export database character set.

Action: No specific user action is required.

ORA-39346: data loss in character set conversion for object *string*
Cause: Oracle Data Pump import converted a metadata object from the export database character set into the target database character set prior to processing the object. Some characters could not be converted to the target database character set and so the default replacement character was used.

Action: No specific user action is required. This type of data loss can occur if the target database character set is not a superset of the export database character set.

ORA-39347: Character data loss was detected during conversion, the row was rejected.

Cause: The row contained characters that did not exist in the destination character set.

Action: No specific user action is required. The destination character set must be a superset of the source character set to avoid data loss.

ORA-39352: Wrong number of TRANSPORT_DATAFILES specified: expected *string*, received *string*

Cause: The number of TRANSPORT_DATAFILES specified on the impdp command was not correct.

Action: Specify the correct TRANSPORT_DATAFILES for this transportable job.

ORA-39353: Data was not imported for *string*. Cannot locate the time zone version *string* file.

Cause: This table contains TIMESTAMP WITH TIME ZONE data and Oracle Data Pump needed to load the source version of the time zone file. This version cannot be located.

Action: Install the latest time zone version files.

ORA-39357: \nWarning: Oracle Data Pump operations are not typically needed when connected to the root or seed of a container database.\n

Cause: The Oracle Data Pump client was attached to the root or seed container database.

Action: Continue if this is the desired connection string or attach to a pluggable database within the container database.

ORA-39358: Export dump file version *string* not compatible with target version *string*

Cause: The Oracle Data Pump export job version was newer than the target compatibility version.

Action: Upgrade the target database to a compatibility level of at least the export job version, or rerun the export job with a job version that is lower than or equal to the compatibility version of the target database.

ORA-39359: Source time zone version is *string* and target time zone version is *string*.

Cause: The time zone version of the source database is not the same as the time zone version of the target database.

Action: Tables containing TIMESTAMP WITH TIME ZONE data cannot be imported with transportable tablespace technology when time zone versions are different between the export and target databases. All affected tables will be reported during the import job and will not be created. If any are reported, convert the target database to the same time zone version as the source or use Oracle Data Pump with conventional data movement to export then import the affected tables.

ORA-39360: Table *string* was skipped due to transportable import and TSLTZ issues resulting from time zone mismatch.

Cause: The time zone of the source database is different than the time zone of the target database and this table contains TIMESTAMP WITH LOCAL TIME ZONE data.

Action: Convert the target database to the same time zone as the source database or use Oracle Data Pump with conventional data movement to export then import this table.

ORA-39361: Source time zone is *string* and target time zone is *string*.

Cause: The time zone of the source database is different than the time zone of the target database.

Action: Tables containing TIMESTAMP WITH LOCAL TIME ZONE data cannot be imported with transportable tablespace technology when time zones are different between the export and target databases. All affected tables will be reported during the import job and will not be created. If any are reported, convert the target database to the same time zone as the source or use Oracle Data Pump with conventional data movement to export then import the affected tables.

ORA-39363: Type evolution could not be preserved for *string*

Cause: Trying to apply each version of the type during import resulted in compilation warnings. The type was successfully recreated to the latest version only.

Action: Export dump files as well as transportable tablespaces that contain earlier versions of this type cannot be imported on top of this type definition.

ORA-39364: encryption password is too long

Cause: The encryption password provided to the Oracle Data Pump job was invalid because its length was greater than the maximum allowed. When using the password to encrypt the dump file set, the maximum length is 128 bytes. When using the password to re-encrypt encrypted columns only, the maximum length is 30 bytes.

Action: Retry the operation with a valid encryption password.

ORA-39366: disable table lock on *string.string* failed with: \nstring\n

Cause: Examine the original error code to determine the actual cause.

Action: The original error code contains more information.

ORA-39367: Statistics are being skipped. Cannot locate the time zone version *string* file.

Cause: Importing statistics requires that the Oracle Data Pump load the source version of the time zone file. This version cannot be located.

Action: Install the latest time zone version files.

ORA-39368: cannot alter partition varray column properties

Cause: DBMS_METADATA_DIFF was comparing two partitioned tables. There is no SQL ALTER statement to change varray column properties.

Action: The difference cannot be eliminated with an SQL ALTER statement.

ORA-39369: some rows may not be exported for *string* due to block corruption

Cause: The corrupted data blocks were ignored when Oracle Data Pump was exporting the table.

Action: No action is required.

ORA-39370: remap value *string* is too long

Cause: The remap value provided to the Oracle Data Pump job was invalid because its length was greater than the maximum allowed.

Action: Retry the operation with a valid remap value.

ORA-39371: cannot specify partition in remap_table without departmention

Cause: The 'remap_table' value specified a partition but the tables were not being departmentioned.

Action: Either remove the partition name in the 'remap_table' parameter or add the 'partition_options=departmention' parameter.

ORA-39372: \nWarning: Oracle Data Pump is exporting from a database that supports long identifiers to a version that does not support long identifiers.\n

Cause: The Oracle Data Pump job was exporting from a database version that has support for long identifiers and may have objects with long identifiers but the target version does not support long identifiers.

Action: Continue if this is the desired action but be aware that some objects may not be exported and some that are exported will not be able to be imported to the target database.

ORA-39373: cannot export *string* to version *string* due to long identifiers

Cause: This object had long identifiers and could not be exported to the target version specified in the Oracle Data Pump command.

Action: If this is the desired action, then continue, but be aware that this object will not be included in the dump file. If this is not the desired action then change the version parameter to a value greater than or equal to 12.2.0.0.0.

ORA-39374: Statistics failed to export. Failing error is \n*string*

Cause: The statistics failed to export.

Action: Examine the original error code to determine the actual cause.

ORA-39375: Statistics failed to import. Failing error is \n*string*

Cause: The statistics failed to import.

Action: Examine the original error code to determine the actual cause.

ORA-39376: invalid data encountered (*string*)

Cause: Optional data validation detected invalid data while accessing external table data.

Action: See trace files for details of the problem.

ORA-39377: altering table read-only *string.string* failed with:\nstring\n

Cause: Altering the table to read-only failed.

Action: Examine the original error code to determine the actual cause.

ORA-39378: Data Pump *string* import job conflicts with underscore parameter *string*

Cause: The mode used for import cannot be used with the underscore parameter.

Action: Unset the underscore parameter and retry the import.

ORA-39379: Logging for table *string* may not be restored.

Cause: The table was created with NO LOGGING specified and the restore to the original value failed.

Action: Verify the logging attributes on the table.

ORA-39380: Cannot alter tablespace with lost write protection.

Cause: DBMS_METADATA_DIFF was comparing two tablespaces. There is no SQL ALTER statement to change tablespace lost write protection.

Action: The difference cannot be eliminated with a SQL ALTER statement.

ORA-39381: Cannot add datafile to bigfile tablespace.

Cause: DBMS_METADATA_DIFF was comparing two tablespaces. Datafile can not be added to a bigfile tablespace.

Action: The difference cannot be eliminated with an SQL ALTER statement.

ORA-39382: There are *string* cursors left open in the *string* package.

Cause: This is an internal error. The identified package left some cursors opened.

Action: Contact Oracle Support Services.

ORA-39383: There is more data loss than reported for object type *string*.

Cause: The maximum number of replacement characters for each read operation prevented all objects within this object type that lost data from being found. There should be one or more messages preceding this one that indicate data loss for specific objects within the named object type. However, this message indicates that there may be more objects within the named object type that lost

Action: No specific user action is required.

ORA-39384: Warning: User *string* has been locked and the password expired.

Cause: Oracle Data Pump displayed this message while importing users because it determined that a user was created with a password version that is no longer supported. See the documentation for PASSWORD_VERSIONS in the system view DBA_USERS for more information.

Action: Connect AS SYSDBA and unlock the account and set a password for the user. This can be done by issuing an "ALTER USER *username* ACCOUNT UNLOCK;" command followed by an "ALTER USER *username* IDENTIFIED BY *password*;" command. See the documentation for the SQLNET.ORA parameter

SQLNET.ALLOWED_LOGON_VERSION_SERVER which explains how to control which password versions will be created when the password for the user is reset.

ORA-39385: Data was not imported for *string*.

Cause: The Data Pump export job had an unreported problem while exporting the data for this table, partition, or subpartition.

Action: Retry the export command including the data for this table, partition, or subpartition.

ORA-39386: cannot load data into sharded table from sharded catalog for table *string*

Cause: Data pump import operation was trying to load table data into a sharded table from the sharded catalog database. Table data for sharded tables must be loaded into the sharded databases.

Action: Use the data pump to load the table data into the sharded database.

ORA-39387: cannot load metadata into a sharded database

Cause: Data pump import operation was trying to load metadata into a sharded database.

Action: Metadata is propagated to the sharded database from the sharded catalog.

ORA-39388: cannot use transportable tablespace to export from a sharded database

Cause: An attempt was made to export from a sharded database using transportable tablespace.

Action: Perform this operation without transportable tablespace.

ORA-39389: no form of transportable export is allowed from a sharded catalog

Cause: An attempt was made to export from a sharded catalog using a form of transportable Data Pump.

Action: Perform this operation without transportable data movement.

ORA-39390: cannot use Oracle Data Pump with a network link in a sharded environment

Cause: An attempt was made to perform an Oracle Data Pump operation over a network link with either the source or target database being sharded.

Action: Perform this operation without a network_link parameter.

ORA-39391: maximum number of Data Pump jobs (*string*) exceeded

Cause: The value of the MAX_DATAPUMP_JOBS_PER_PDB initialization parameter exceeded the allowed value.

Action: Retry the operation or increase the maximum allowed value of the MAX_DATAPUMP_JOBS_PER_PDB initialization parameter.

ORA-39392: Data Pump filter object *string* invalid length

Cause: The Data Pump filter contained an object name that was larger than 128 characters.

Action: Fix the object name in the filter and retry the Data Pump command.

ORA-39500: failed to notify CRS of a Startup/Shutdown event for database "*string*", instance "*string*" (ignored)

Cause: The instance was unable to obtain the context or information required to notify the CRS framework.

Action: None Required. The error is ignored.

ORA-39501: failed to notify CRS of a Startup/Shutdown event [*string*] (ignored)

Cause: The instance was unable to communicate with the CRS framework.

Action: None Required. The error is ignored.

ORA-39502: failed to notify CRS of a Startup/Shutdown event [*string*] (ignored)

Cause: The instance was unable to create an environment context.

Action: None Required. The error is ignored.

ORA-39503: failed to notify CRS of a Startup/Shutdown event [*string*] (ignored)

Cause: The instance was unable to populate the environment context.

Action: None Required. The error is ignored.

ORA-39504: failed to notify CRS of a Startup/Shutdown event [*string*] (ignored)

Cause: The instance was unable to find the location of the alert file.

Action: None Required. The error is ignored.

ORA-39510: CRS error performing *string* on *string* '*string*' on '*string*'\n*nstring*

Cause: Unable to perform action on associated CRS resource.

Action: See following error messages for additional information. Fix error and retry.

ORA-39600: Queue keys needs to be a suffix of cluster key.

Cause: Attempt to specify queue key columns that don't form a suffix of the cluster key.

Action: Only specify queue key columns as a suffix of cluster key.

ORA-39601: Hash key is required.

Cause: Missing hash key in the cluster key specification.

Action: Specify one or more hash key columns.

ORA-39700: database must be opened with UPGRADE option

Cause: A normal database open was attempted, but the database has not been upgraded to the current server version.

Action: Use the UPGRADE option when opening the database to run catupgrd.sql (for database upgrade), or to run catalog.sql and catproc.sql (after initial database creation).

ORA-39701: database must be mounted EXCLUSIVE for UPGRADE or DOWNGRADE

Cause: The database was mounted for SHARED cluster access.

Action: Set the CLUSTER_DATABASE initialization parameter to FALSE and restart the server with the UPGRADE or DOWNGRADE option.

ORA-39702: database not open for UPGRADE or DOWNGRADE

Cause: An upgrade, downgrade, reload, or patch script was invoked when the database was not open for UPGRADE or DOWNGRADE.

Action: Use STARTUP UPGRADE to open the database for upgrade or to apply a patch set. Use STARTUP DOWNGRADE for running a downgrade script or the reload script.

ORA-39703: server version and script version do not match

Cause: An upgrade, downgrade, reload, or patch script was invoked, but the database instance version was not the version for which the script was intended.

Action: Check that the correct ORACLE_HOME and ORACLE_SID environment variables are set. Also check that the SQL script is being invoked from the correct ORACLE_HOME.

ORA-39704: permission to modify component registry entry denied

Cause: An attempt was made to modify an entry in the component registry, but the session user was not authorized; only the CONTROL or SCHEMA user for the component are authorized to modify the component registry entry.

Action: Connect as either the CONTROL or SCHEMA user for the component.

ORA-39705: component '*string*' not found in registry

Cause: No entry in the component registry was found for the specified component.

Action: Check the spelling of the component ID and use the DBA_REGISTRY view to list the existing components.

ORA-39706: schema '*string*' not found

Cause: The schema name specified was not found in the database.

Action: Create the schema before loading the component.

ORA-39707: compatible parameter *string* too high for downgrade to *string*

Cause: A downgrade was attempted, but the compatible initialization parameter value was greater than the downgrade release version.

Action: Once the compatible value has been raised, downgrade to earlier releases is not supported.

ORA-39708: component '*string*' not a *string* component

Cause: The component was not a component for the specified namespace.

Action: Either enter a valid component identifier for the namespace or set the session namespace to the correct component namespace.

ORA-39709: incomplete component downgrade; *string* downgrade aborted

Cause: One or more components did not have a status of DOWNGRADED.

Action: Correct the component problem and re-run the downgrade script.

ORA-39710: The database mode conflicts with the connection type.

Cause: An attempt was made to connect to a database when the database was open for upgrade or downgrade, but a conflicting type of connection was specified. Only the SYSDBA and SYSOPER types of administrative connection are allowed while the database is open in upgrade or downgrade mode.

Action: If you are not an administrative user, try to connect again after the database upgrade or downgrade is complete. If you are an administrative user, specify either the AS SYSDBA or the AS SYSOPER administrative connection type.

ORA-39711: critical patch number less than last installed CPU number

Cause: A Critical Patch Update (CPU) script was invoked that had a number that was less than the last CPU installed in the database.

Action: Check the DBA_REGISTRY_HISTORY view to identify the last CPU for the database, and install the most recent CPU.

ORA-39712: XE edition server cannot open database

Cause: An attempt was made to open a Standard Edition or Enterprise Edition database with the Express Edition of the server.

Action: Use the Express Edition server only with Express Edition databases.

ORA-39714: upgrade script utlmmig.sql failed

Cause: A normal database open was attempted, but the upgrade script utlmmig.sql failed to complete.

Action: Use the UPGRADE option when opening the database and then run utlmmig.sql.

ORA-39715: Downgrade script UTLMMIGDOWN.SQL failed.

Cause: A normal database open was attempted, but the downgrade script UTLMMIGDOWN.SQL failed to complete.

Action: Use the DOWNGRADE option when opening the database and then run UTLMMIGDOWN.SQL.

ORA-39726: unsupported add/drop column operation on compressed tables

Cause: An unsupported add/drop column operation for compressed table was attempted.

Action: When adding a column, do not specify a default value. DROP column is only supported in the form of SET UNUSED column (meta-data drop column).

ORA-39727: COMPATIBLE must be set to 10.0.0.0.0 or higher

Cause: An add/drop column operation for compressed table has been performed on the database. This requires COMPATIBLE to be set to 10.0.0.0.0 or higher during upgrade from 9.2 to a 10i or higher release.

Action: Set COMPATIBLE to 10.0.0.0.0 and retry the upgrade.

ORA-39751: partitioned table on both sides of PARTITIONED OUTER JOIN is not supported

Cause: An attempt was made to partition both sides of PARTITIONED OUTER JOIN.

Action: Specify partitioned table on one side of PARTITIONED OUTER JOIN only.

ORA-39752: redundant column in partitioning and join columns is not allowed

Cause: An attempt was made to specify redundant columns in partitioning and join columns for NATURAL or named column PARTITIONED OUTER JOIN.

Action: Do not specify redundant column in partitioning and join columns.

ORA-39753: unsupported use of subquery in PARTITIONED OUTER JOIN condition

Cause: An attempt was made to use subquery in PARTITIONED OUTER JOIN condition.

Action: Remove subquery from the join condition.

ORA-39754: FULL PARTITIONED OUTER JOIN is not supported

Cause: An attempt was made to use FULL PARTITIONED OUTER JOIN.

Action: Specify FULL PARTITIONED OUTER JOIN through UNION of LEFT and RIGHT PARTITION OUTER JOIN.

ORA-39755: cannot use PARTITIONED OUTER JOIN with a left correlation

Cause: An attempt was made to use a PARTITIONED OUTER JOIN where the right side is a lateral view with a left correlation to the left side and is partitioned.

Action: Rewrite the query without the left correlation.

ORA-39761: stream reset required before loading this stream again

Cause: An attempt was made to load a stream that was previously loaded but has not been reset yet.

Action: Reset the specified stream and convert column array data to it before attempting to load it again.

ORA-39762: streams must be loaded in conversion order

Cause: An attempt was made to load a stream out of conversion order.

Action: Load streams in the same order they were converted.

ORA-39763: stream must be completely loaded before it is reset

Cause: An attempt was made to reset a stream that contains converted column array data and hasn't been completely loaded yet.

Action: Before resetting a stream, load it until a status of OCI_SUCCESS, OCI_NO_DATA, or OCI_NEED_DATA is returned.

ORA-39764: specified stream is not in the specified direct path context

Cause: A direct path operation was attempted using a stream that was not created in the specified direct path context.

Action: Only use streams created in the specified direct path context.

ORA-39765: stream must be reset before used in a column array conversion

Cause: The stream was completely loaded, but has not been reset yet.

Action: Reset loaded streams after load returns OCI_SUCCESS, OCI_NO_DATA, or OCI_NEED_DATA. The stream can then be used in a column array to stream conversion.

ORA-39766: invalid stream specified for column array conversion

Cause: A stream must be loaded and reset before used again in a column-array-to-stream conversion. This error is issued if another stream has subsequently been converted before the specified stream has been loaded, or if the latest load of this stream returned OCI_ERROR.

Action: Don't convert into a previous stream before it is loaded. Also, when load stream returns OCI_ERROR, the stream must be loaded again to insure any remaining information in the stream is loaded. The stream must be loaded even if the last or only row was in error. There may be error information in the stream that needs to be sent to the server.

ORA-39767: finish is not allowed when unloaded stream data exists

Cause: A direct path finish was attempted when at least one stream buffer has not been completely loaded.

Action: All streams must be loaded after a column array to stream conversion until load stream returns a status of OCI_SUCCESS or OCI_NO_DATA. The load can then be finished.

ORA-39768: only one direct path context top level column array is allowed

Cause: Attempt to create multiple top level column arrays in a direct path context, when only one is allowed.

Action: Create another direct path context if additional top level column arrays are required.

ORA-39769: finish is not allowed with an incompletely loaded last row

Cause: Part of a row has been loaded, but it is not complete.

Action: Finish loading the current row when load stream returns OCI_ERROR or OCI_NEED_DATA.

ORA-39771: stream must be loaded before its handle is freed

Cause: An attempt was made to free a stream handle after conversion but before the stream was loaded.

Action: Load the stream until OCI_SUCCESS, OCI_NEED_DATA or OCI_NO_DATA is returned before attempting to free the stream handle. If OCI_NEED_DATA is returned, another stream must be loaded to complete last row.

ORA-39772: column array reset disallowed after OCI_CONTINUE or OCI_NEED_DATA

Cause: An attempt was made to reset a column array when a row conversion is still in progress.

Action: Complete the current row before resetting the column array. To ignore the current row when conversion returned OCI_NEED_DATA, set the current column flag to OCI_DIRPATH_COL_ERROR. This should be followed by a conversion, which will undo and ignore the row. The column array(s) can then be reset.

ORA-39773: parse of metadata stream failed

Cause: An unexpected error occurred while attempting to parse the metadata // stream for a table being loaded.

Action: Call Oracle support.

ORA-39774: parse of metadata stream failed with the following error:\n string

Cause: An unexpected error occurred while parsing the metadata stream.

Action: See the secondary error for more information.

ORA-39775: direct path API commit not allowed due to previous fatal error

Cause: An attempt was made to commit a Direct Path context after a fatal error.

Action: Correct the error and retry.

ORA-39776: fatal Direct Path API error loading table string

Cause: A fatal error was detected loading the specified or previous table.

Action: Correct the error and retry.

ORA-39777: data saves are not allowed when loading lob columns

Cause: An attempt was made to save data when loading lob columns or columns stored as lobs (such as varrays and xml types).

Action: Do not attempt to do a data save or partial save when loading lob columns. A finish save is allowed.

ORA-39778: the parallel load option is not allowed when loading lob columns

Cause: An attempt was made to load lob columns using the attribute OCI_ATTR_DIRPATH_PARALLEL. This error will also be issued when loading any columns that are stored as lobs (such as varrays and xml types).

Action: Do not use the parallel attribute when loading lob columns.

ORA-39779: type "string"."string" not found or conversion to latest version is not possible

Cause: Unable to import table data using the specified type. The type was nonexistent in the database or the input type could not be converted to the existing type. The reasons why a conversion was not possible are: 1. The version of the type in the database was greater than the version of the type at export time because 1 or more attributes have been added or dropped from the type. 2. If the type existed in the database prior to the import operation, then its internal identifier may not match the internal identifier of the type from the export database. The identifiers must match for an import to succeed.

Action: Ensure the types in the database match those at export time.

ORA-39780: Direct path context operations are not allowed after the context is aborted or finished

Cause: The specified direct path context was aborted or finished.

Action: Do not pass a direct path context that has ended to any direct path functions.

ORA-39781: Direct path stream loads are not allowed after another context loading the same table has ended

Cause: Attempt to load a stream in one context after another loading the same table has ended.

Action: Close all contexts before trying to create another that loads the same table as a previous context in the same session.

ORA-39782: Direct path prepare is not allowed after another context loading the same table has ended

Cause: Direct path prepare called after a context loading the same table has ended.

Action: Close all contexts before trying to create another that loads the same table as a previous context in the same session.

ORA-39783: Invalid direct path transaction active

Cause: Direct path operations were not performed in the transaction started by the first OCIDirPathPrepare call.

Action: Ensure the correct transaction is active prior to calling Direct Path API operations.

ORA-39784: This direct path operation is not allowed while another is in progress

Cause: Another direct path operation was active.

Action: Complete any direct path operations in progress before attempting this operation.

ORA-39785: SQL expressions returning ADT objects are not allowed in direct path

Cause: The passed SQL expression returned a user-defined ADT which was not supported.

Action: Remove the SQL expression.

ORA-39786: Number of columns does not match between export and import databases

Cause: External tables could not import into a table with mismatched columns.

Action: Ensure the number of columns matches between export and import database.

ORA-39787: Column *string* subtype "*string*".*string* is not instantiable.

Cause: Subtype specified was not instantiable.

Action: Ensure all subtypes specified are instantiable.

ORA-39788: Subtype "*string*".*string* is specified multiple times for column *string*.

Cause: Subtype specified was not unique.

Action: Ensure all subtypes specified are unique.

ORA-39789: "*string*".*string* is not a valid type for column *string*.

Cause: Subtype specified was not a valid type for the column being loaded.

Action: Ensure all subtypes specified are valid types for the column being loaded.

ORA-39790: Attribute "*string*" specified multiple times for column *string*.

Cause: Attribute specified multiple times.

Action: Ensure all attributes specified are unique.

ORA-39791: Attribute "*string*" for column *string* is not in subtype "*string*".*string*.

Cause: Attribute was not included in the subtype indicated.

Action: Ensure the attribute is included in the subtype indicated by the specified subtype index.

ORA-39792: Attribute "*string*" is not valid for subtypes(s) loaded into column *string*.

Cause: Attribute specified was not included in any subtypes specified for the column or the declared subtype of the column.

Action: Ensure the attribute is included in at least one of the subtypes loaded into the column.

ORA-39793: Attribute "*string*" is not unique within the hierarchy being loaded.

Cause: The attribute was defined in multiple lines of descent in the hierarchy being loaded.

Action: When describing the attribute, a subtype index must be specified to uniquely identify the attribute being loaded.

ORA-39794: No attributes loaded for subtype "*string*".*string*.

Cause: None of the attributes loaded were included in the type shown.

Action: At least one attribute must be loaded for each subtype specified.

ORA-39795: Subtype index is not first attribute for object table or column, *string*.

Cause: The subtype index was not the first attribute when describing the attributes of an object column or object table with multiple subtypes.

Action: Describe the subtype index as the first attribute for this object column or object table.

ORA-39796: column array entry for *string* is not valid for the current subtype

Cause: This column was not part of the current subtype being loaded for this object column or table. Therefore, its entry must be null in the column array.

Action: Set the column array entry to null.

ORA-39797: The subtype index value is not valid.

Cause: The subtype index value in the column array was not valid for the object column or object table.

Action: Set a valid subtype index value in the column array for this table or column.

ORA-39798: The column array row offset *number* is out of range (max: *number*).

Cause: The specified row offset was too large for the column array.

Action: Ensure the row offset is in range.

ORA-39799: The column index *number* is out of range (max: *number*).

Cause: The specified column index was too large for the column array.

Action: Ensure the column index is in range.

ORA-39800: Database version *number* does not support the load of multiple subtypes.

Cause: Direct Path API support for loading multiple subtypes of an object table or column was only present in the Oracle 11 release and higher.

Action: Upgrade database to Oracle 11 or higher.

ORA-39801: Subtype "*string*"."*string*" is not a valid subtype for column *string*.

Cause: Subtype specified was not the declared type nor was it derived from the declared type.

Action: Ensure all subtypes specified are either the declared type or derived from the declared type.

ORA-39802: ADT object column *string* specified a SQL expression which is not allowed in direct path mode.

Cause: The ADT column reported in the error specified a SQL expression which returned the ADT. This is not supported.

Action: Remove the SQL expression.

ORA-39803: Data saves are not allowed on tables with partitioning referential constraints.

Cause: Data saves (and the `sqlldr ROWS` parameter) are not allowed when loading both the parent and child tables of a partitioning referential constraint.

Action: Do not attempt data saves when loading both the parent and child tables of a partitioning referential constraint.

ORA-39804: The load was aborted due to an error loading parent *string* while also loading child *string*.

Cause: An error occurred while loading the child and parent table of a partitioning referential constraint. The load was aborted to ensure the partitioning referential constraint was not violated.

Action: Fix the error that caused the load to abort and retry.

ORA-39805: Parallel loads are not allowed when loading child and parent.

Cause: A parallel load was requested when loading the child and parent of a partitioning referential constraint. This is not allowed.

Action: Remove the parallel option.

ORA-39806: The attempt to lock *string* parent table *string string string* failed.

Cause: While loading the child table of a partitioning referential constraint, the parent table must be locked in SHARE mode.

Action: Determine why the parent table could not be locked and retry.

ORA-39807: Partial data save on child *string* was ignored.

Cause: An attempt was made to partially save data when loading both the child and parent of a partitioning referential constraint or when loading a table with a domain index.

Action: Fix the error that caused the partial load and retry.

ORA-39808: The SINGLEROW option must be specified for parent table *string*.

Cause: The SINGLEROW option was not specified when loading both the parent and child table of a partitioning referential constraint.

Action: Ensure the SINGLEROW option is specified for the parent when loading the parent and child of a partitioning referential constraint.

ORA-39809: Data saves are not allowed on tables with domain indexes.

Cause: Data saves (and the sqlldr ROWS parameter) could not be allowed when loading a table with domain indexes.

Action: Do not attempt data saves when loading a table with domain indexes.

ORA-39810: Data saves are not allowed when NO_INDEX_ERRORS is specified.

Cause: Data saves (and the sqlldr ROWS parameter) could not be allowed when loading with the NO_INDEX_ERRORS option.

Action: Do not attempt data saves when loading a table with the NO_INDEX_ERRORS option.

ORA-39811: index *string.string* had the following error:

Cause: An error occurred on the index; error follows.

Action: Fix the error and retry.

ORA-39812: index *string.string* partition *string* had the following error:

Cause: An error occurred on the index; error follows.

Action: Fix the error and retry.

ORA-39813: index *string.string* had *string* partition errors:

Cause: A logical index error occurred on a partitioned index which affected one or more index partitions, which are listed below this message.

Action: Fix the error(s) and retry.

ORA-39814: The SKIP_INDEX_MAINTENANCE option is not allowed with NO_INDEX_ERRORS.

Cause: The SKIP_INDEX_MAINTENANCE option was used with the NO_INDEX_ERRORS option.

Action: Do not use SKIP_INDEX_MAINTENANCE with NO_INDEX_ERRORS.

ORA-39815: Direct Path Unload of an external table is not allowed.

Cause: An attempt was made to use Direct Path API Unload to unload an external table.

Action: Do not use Direct Path Unload to unload an external table.

ORA-39816: Direct Path Unload of tables with encrypted column(*string.string*) is not allowed.

Cause: An attempt was made to use Direct Path API Unload to unload a table with encrypted columns.

Action: Do not use Direct Path Unload to unload a table with encrypted columns.

ORA-39817: index *string.string* was ignored due to:

Cause: Index was unusable at the start of the load and it was requested that unusable indexes be skipped.

Action: No action required.

ORA-39818: index *string.string* partition *string* was ignored due to:

Cause: Index was unusable at the start of the load and it was requested that unusable indexes be skipped.

Action: No action required.

ORA-39819: The OCI_ATTR_DIRPATH_NO_INDEX_ERRORS attribute cannot be set to TRUE in direct path parallel loads.

Cause: An attempt was made to set the OCI_ATTR_DIRPATH_NO_INDEX_ERRORS attribute to TRUE in a direct path parallel load.

Action: Do not set the OCI_ATTR_DIRPATH_NO_INDEX_ERRORS to TRUE for direct path parallel loads.

ORA-39820: Zero length LONG piece detected for column *string* row *string*.

Cause: A zero length piece was detected for a LONG column.

Action: Do not use a length of zero when loading LONG columns.

ORA-39821: domain index on columnar data made unusable\n

Cause: An attempt was made to load a columnar table with a domain index using SQL*Loader direct part load

Action: n/a

ORA-39822: A new direct path operation is not allowed in the current transaction.

Cause: All previous direct path contexts ended and the current transaction was ready for a commit or abort of those changes.

Action: Commit or abort the current transaction, and start a new transaction for the next direct path context.

ORA-39823: The attribute OCI_ATTR_DIRPATH_USE_ACTIVE_TRANS is only allowed for load operations.

Cause: The attribute OCI_ATTR_DIRPATH_USE_ACTIVE_TRANS was set for a nonload operation.

Action: Use OCI_ATTR_DIRPATH_USE_ACTIVE_TRANS for load operations only.

ORA-39824: The OCI_ATTR_DIRPATH_USE_ACTIVE_TRANS attribute was set when no transaction was active.

Cause: There was no active transaction to use.

Action: Start a transaction or do not set the attribute OCI_ATTR_DIRPATH_USE_ACTIVE_TRANS to TRUE.

ORA-39825: Direct path load of view or synonym (*string.string*) with multiple dependencies not permitted.

Cause: An attempt was made to load a view or synonym which has more than a single dependency.

Action: A view or synonym being loaded by the direct path API must resolve to a single object.

ORA-39826: Direct path load of view or synonym (*string.string*) could not be resolved.

Cause: A synonym or view could not be translated.

Action: Verify that the view or synonym is valid.

ORA-39827: Direct path load of PL/SQL function not permitted.

Cause: An attempt was made to load a PL/SQL function with the direct path API.

Action: Remove PL/SQL function the direct path load.

ORA-39828: Constraint *string* was disabled because of index *string.string* error.

Cause: The index used for the constraint was set as unusable.

Action: Fix the error that caused the index to be set unusable.

ORA-39829: function-based index on columnar data made unusable\n

Cause: An attempt was made to load a columnar table with a function-based index using SQL*Loader direct path load.

Action: Rebuild the function-based index after the load completes.

ORA-39830: XML parsing failed \n*string*

Cause: XML parser returned an error while trying to parse the document.

Action: Fix the error that caused the document to be invalid.

ORA-39831: Direct path load failed, (*string.string*) is not a table.

Cause: Object being loaded did not resolve to a table.

Action: Verify that the view or table name is correct.

ORA-39832: Direct path unload was not allowed due to columns with default values.

Cause: Direct path unload was attempted on a table with columns that have default values.

Action: Do not attempt a direct path unload of a table with columns that have default values.

ORA-39833: Direct path parallel load was not allowed on a temporary table.

Cause: A direct path parallel load was attempted on a temporary table.

Action: Do not attempt a direct path parallel load on a temporary table.

ORA-39834: Direct path load or unload was not allowed on a remote table.

Cause: An attempt was made to specify a remote table in a direct path API load or unload.

Action: Do not specify a remote table in a direct path API load or unload.

ORA-39835: Direct path load partition memory exceeded. PGA use is *string*kb, PGA limit is: *string*kb

Cause: A direct path load ran out of process memory when loading multiple partitions.

Action: Use the PARTITION_MEMORY parameter to limit memory used when loading many partitions. Once this limit is reached, loading of some partition rows will be delayed until memory use falls below the limit. Use a value (kb) lower than the current program global area (PGA) limit included in this message and try the load again.

ORA-39836: Invalid direct path API server context detected

Cause: The data cartridge encountered an unexpected condition.

Action: Contact Oracle Support Services.

ORA-39837: Direct path loading does not support the DEFAULT value clause for column *string*.

Cause: Direct path loading could not support loading the default value for the data type of the indicated column.

Action: Use conventional path loading. Otherwise, use DEFAULTS=IGNORE, DEFAULTS=IGNORE_UNSUPPORTED_EVALUATE_ONCE or DEFAULTS=IGNORE_UNSUPPORTED_EVALUATE EVERY_ROW.

ORA-39838: Direct path load of a specific partition with interval subpartitioning is not allowed.

Cause: An attempt was made to load a specific partition of a table that was interval subpartitioned. This is not supported by the Direct Path API.

Action: Load the entire table when the table is interval subpartitioned.

ORA-39839: Direct path default expression cache size (*string*) is too large.

Cause: An attempt was made to allocate a default expression cache that was too large.

Action: Use a smaller value for the default expression cache and retry.

ORA-39840: A data load operation has detected data stream format error *string*.

Cause: A dump file data stream format error was detected during a load operation.

Action: The stream format error may have been caused by a corrupted dump file. If possible, re-create the dump file and try again. If the problem persists, contact Oracle Support Services.

ORA-39841: A data load operation detected a data stream format error (see next error), attempting to continue.

Cause: A dump file data stream format error was detected during a load operation. An attempt was made to continue the load from a point beyond the corruption.

Action: The stream format error may have been caused by a corrupted dump file. If possible, re-create the dump file and try again. If the problem persists, contact Oracle Support Services.

ORA-39842: Data load operation was discontinued due to the previous data stream format error.

Cause: A dump file data stream format error was detected during a load operation. The operation was aborted.

Action: The stream format error may have been caused by a corrupted dump file. If possible, re-create the dump file and try again. If the problem persists, contact Oracle Support Services.

ORA-39843: Invalid direct path API server context detected

Cause: The data cartridge encountered an unexpected condition.

Action: Contact Oracle Support Services.

ORA-39844: Bad stream format detected: [string] [string] [string] [string] [string] [string] [string] [string]

Cause: A dump file data stream format or initialization error was detected during a load or import operation.

Action: The stream format error may have been caused by a corrupted dump file. If possible, re-create the dump file and try again. If the problem persists, contact Oracle Support Services.

ORA-39861: auxiliary data file copy file for Pluggable Database string: "string"

Cause: This message reports the filename for details of another message.

Action: Other messages will accompany this message. See the associated messages for the appropriate action to take.

ORA-39862: RESETLOGS option only valid after a Pluggable Database incomplete recovery

Cause: The ALTER PLUGGABLE DATABASE OPEN RESETLOGS command was issued, but the Pluggable Database was not flashed back or point-in-time recovered.

Action: Retry the ALTER PLUGGABLE DATABASE OPEN command without specifying RESETLOGS.

ORA-39863: An earlier Pluggable Database incomplete recovery failed.

Cause: An earlier Pluggable Database flashback or point-in-time recovery failed.

Action: Retry the Pluggable Database flashback or incomplete recovery.

ORA-39865: cannot FLASHBACK beyond Pluggable Database resetlogs operation

Cause: An attempt was made to perform a FLASHBACK DATABASE beyond a Pluggable Database resetlogs system change number (SCN).

Action: Choose a FLASHBACK SCN that is more recent than the Pluggable Database resetlogs SCN.

ORA-39866: Data files for Pluggable Database string must be offline to flashback across special 12.1 PDB resetlogs.

Cause: An attempt was made to perform a FLASHBACK DATABASE beyond a Pluggable Database (PDB) resetlogs performed at 12.1 compatibility. Furthermore, the PDB resetlogs was performed after a flashback or point-in-time recovery (PITR) of the PDB to its parent database incarnation. This is not supported unless all data files in the PDB are offline.

Action: Take the data files for the Pluggable Database (PDB) offline before performing the FLASHBACK DATABASE command. To bring the PDB to the same past point in

time as the container database (CDB), those data files can be restored from backups and recovered to that same past point in time. This can be done in one of two ways: * Flashback the CDB and open the CDB with resetlogs. Restore the PDB later, and perform a complete PDB recovery. * Flashback the CDB first. Restore and recover the PDB to the same system change number (SCN). Open CDB with resetlogs.

ORA-39867: Clean PDB restore point '*string*' is on an orphan incarnation of the pluggable database.

Cause: The specified clean PDB restore point was on an orphan incarnation of the pluggable database. One cannot flashback a pluggable database to an orphan incarnation.

Action: Check the restore point.

ORA-39870: container database is not open in read/write mode

Cause: A command was attempted that requires the container database (CDB) to be open in read/write mode.

Action: Open the container database in read/write mode and try the command again.

ORA-39871: An earlier Pluggable Database resetlogs operation failed after making changes.

Cause: An earlier ALTER PLUGGABLE DATABASE OPEN RESETLOGS command failed after it made some changes.

Action: Perform another Pluggable Database point-in-time recovery before attempting to open the Pluggable Database with RESETLOGS.

ORA-39872: Data file *number* is in the middle of Pluggable Database resetlogs operation.

Cause: The data file was in the middle of a Pluggable Database resetlogs operation.

Action: Find the right file version or perform more media recovery. For additional information, see other errors.

ORA-39873: Restore all data files to a checkpoint SCN lower than *string*.

Cause: This error provides additional information for error 39874.

Action: Restore the data files as suggested and restart the recovery process.

ORA-39874: Pluggable Database *string* recovery halted

Cause: The Pluggable Database was recovered into an orphan branch.

Action: Restore all data files to a checkpoint system change number (SCN) lower than the branch point and restart the recovery process. Check the alert log for additional information.

ORA-39875: Data file *string* is in the middle of Pluggable Database resetlogs operation.

Cause: The data file is in the middle of a Pluggable Database (PDB) resetlogs operation.

Action: If possible, recover the data file further so that it is not in the middle of a PDB resetlogs operation. Another alternative is to perform PDB point-in-time recovery.

ORA-39876: cannot perform CDB OPEN RESETLOGS because data file *string* is in the middle of a PDB resetlogs operation

Cause: The data file mentioned was in the middle of a Pluggable Database (PDB) resetlogs operation.

Action: Recover the container database (CDB) to a different system change number (SCN) at which the data files are not in the middle of a PDB resetlogs operation. Alternatively, you can offline the problematic data file and let CDB OPEN RESETLOGS succeed. You may need to perform PDB point-in-time recovery later in order to open the PDB of the offlined data file.

ORA-39877: keyword ONLINE or OFFLINE expected

Cause: The ONLINE or OFFLINE keyword was not specified after the ALL keyword.

Action: Use the correct syntax.

ORA-39878: Only one Pluggable Database name can be specified.

Cause: Multiple Pluggable Database names were specified for the ALTER PLUGGABLE DATABASE OPEN RESETLOGS command.

Action: Specify only one Pluggable Database name.

ORA-39879: Pluggable Database *string* is in the middle of a Pluggable Database RESETLOGS operation

Cause: There was already an on-going Pluggable Database OPEN RESETLOGS operation for this Pluggable Database.

Action: If needed, retry after the Pluggable Database OPEN RESETLOGS operation completes.

ORA-39880: One or more pluggable databases were in the middle of a point-in-time recovery at this incomplete database recovery SCN.

Cause: In the past, one or more pluggable databases had an active pluggable database RESETLOGS operation as of this incomplete recovery SCN.

Action: Additional messages are logged in the alert log indicating all of the pluggable databases affected by this container database OPEN RESETLOGS operation. Recover the container database to a different system change number (SCN) at which none of the pluggable databases had an active RESETLOGS operation. To continue the container database OPEN RESETLOGS operation at the same SCN, offline all of the data files of the affected pluggable databases first and reissue the command. However, a new point-in-time recovery of the affected pluggable databases would be required before these databases can be opened again.

ORA-39881: Pluggable database *string* must be closed while recovering the physical standby across PDB RESETLOGS

Cause: The pluggable database (PDB) is open while the physical standby is recovering across a PDB RESETLOGS operation for the PDB.

Action: Close the PDB and restart physical standby recovery.

ORA-39882: cannot create clean pluggable database restore point for the specified pluggable database (con_id:*string*)

Cause: There were still outstanding transactions in the closed pluggable database.

Action: Retry the command after opening the pluggable database and closing all outstanding transactions. Alternatively, create a normal pluggable database restore point.

ORA-39883: Restore point *string* for pluggable database *string* is not a clean pluggable database restore point.

Cause: For a pluggable database using shared undo, there was an attempt to flashback pluggable database in SQL without a clean pluggable database restore point. The specified restore point was not a clean pluggable database restore point.

Action: Do one of the following: - Issue flashback pluggable database in RMAN. - Issue the SQL flashback pluggable database command to flashback to a clean pluggable database restore point. - Turn on local undo mode for the pluggable database. The SQL flashback pluggable database command can always be used to flashback a pluggable database using local undo.

ORA-39884: Flashback of PDB (con_id:string) cannot restore data file string which is currently used by PDB (con_id:string).

Cause: The data file required to flashback the specified pluggable database to the specified point in time could not be restored. The file number of the pluggable database data file was used by a different pluggable database.

Action: Flashback the pluggable database to a different point-in-time. Alternatively, drop the conflicting data file from the database first before you flashback the pluggable database. If neither option can be used, you can also flashback the entire consolidated database or restore and recover a copy of the consolidated database to the specified point-in-time. You can then extract the recovered data.

ORA-39885: flashback/PITR of a pluggable database before its creation is not allowed

Cause: The flashback/PITR System Change Number (SCN) or timestamp specified was less than the pluggable database creation SCN or timestamp. Flashback/PITR SCN or timestamp cannot be less than the pluggable database creation SCN or timestamp.

Action: Check the flashback/PITR SCN or timestamp and retry the command.

ORA-39886: With shared undo, one can only use an SQL command to flashback a pluggable database (PDB) to a clean PDB restore point.

Cause: The command issued did not specify a clean pluggable database restore point. For a pluggable database using shared undo, one can only use the SQL Flashback pluggable database command to flashback to a clean pluggable database restore point.

Action: Do one of the following: - Issue flashback pluggable database in RMAN. - Issue the SQL flashback pluggable database command to flashback to a clean pluggable database restore point. - Turn on local undo mode for the pluggable database. The SQL flashback pluggable database command can always be used to flashback a pluggable database using local undo.

ORA-39887: Cannot create restore points for SEED PDB

Cause: There was an attempt to create a restore point for SEED PDB.

Action: Create restore points in ROOT or for a different pluggable database.

ORA-39888: Guaranteed restore points exist for pluggable database string.

Cause: There was an attempt to drop or unplug a pluggable database when there were still guaranteed restore points for this pluggable database.

Action: Drop all the guaranteed restore points for the pluggable database before dropping the pluggable database.

ORA-39889: Specified System Change Number (SCN) or timestamp is in the middle of a previous PDB RESETLOGS operation.

Cause: The specified System Change Number (SCN) or timestamp is in the middle of a previous PDB RESETLOGS operation. More specifically, each PDB RESETLOGS operation may create a PDB incarnation as shown in v\$pdb_incarnation. Any SCN between INCARNATION_SCN and END_RESETLOGS_SCN or any timestamp

between INCARNATION_TIME and END_RESETLOGS_TIME as shown in v \$pdb_incarnation is considered in the middle of the PDB RESETLOGS operation.

Action: Flashback the PDB to an SCN or timestamp that is not in the middle of a previous PDB RESETLOGS operation.

ORA-39890: Flashback or PITR of a pluggable database to a System Change Number (SCN) or timestamp before latest undo mode switch is not allowed.

Cause: An attempt was made to flashback/PITR a pluggable database (PDB) to a System Change Number (SCN) or timestamp that precedes the latest switch between shared and local undo.

Action: Flashback/PITR a pluggable database (PDB) to an SCN or timestamp that comes after the latest switch between shared and local undo.

ORA-39891: Clean PDB restore point cannot be created when CDB is in local undo mode.

Cause: There was an attempt to create a clean restore point when the CDB was in local undo mode. This is not supported. Clean PDB restore points are designed for CDB in shared undo mode. They are not useful for CDB in local undo mode.

Action: Do not use "clean" option when creating the restore point.

ORA-39892: Flashing back a pluggable database to a timestamp that falls on an orphaned database incarnation is not allowed.

Cause: An attempt was made to flashback a pluggable database (PDB) to a timestamp that falls on an orphaned database incarnation.

Action: Flashback a pluggable database (PDB) to an earlier timestamp that falls somewhere along the current database incarnation's direct ancestor path.

ORA-39893: PDB restore point could not be created

Cause: There was an attempt to create a restore point for a pdb that was still in the process of being created or was never opened before.

Action: Retry the operation after pdb creation is complete and opened once.

ORA-39894: PDB restore point could not be created

Cause: There was an attempt to create a restore point for a pdb when an application install or upgrade was going on.

Action: Retry the operation after application install or upgrade is complete.

ORA-39895: unable to flashback or PITR a pluggable database

Cause: The flashback or point-in-time recovery (PITR) system change number (SCN) or timestamp specified was less than the SCN or timestamp at which the pluggable database was first opened in read/write mode.

Action: Check the flashback or PITR SCN or timestamp and retry the command.

ORA-39896: INSTANCES clause and RESETLOGS keyword cannot be used together in ALTER PLUGGABLE DATABASE command

Cause: The INSTANCES clause was specified in the ALTER PLUGGABLE DATABASE OPEN RESETLOGS command.

Action: Specify either the INSTANCES clause or the RESETLOGS keyword in the command, but not both.

ORA-39897: A required flashback log has been reused during flashback of a pluggable database.

Cause: At least one required flashback log has been reused during flashback of a pluggable database.

Action: You can no longer flashback this pluggable database to the same point-in-time as specified because a required flashback log file has been reused. You may still be able to flashback this pluggable database to a more recent point-in-time. You can also recover the pluggable database to undo the effect of the failed flashback pluggable database operation.

ORA-39901: Partitioned table *string.string* is partially contained in the transportable set.

Cause: Informational message to describe a failure during transportable containment checking.

Action: Check table partitions by querying SYS.DBA_TAB_PARTITIONS.

ORA-39902: Subpartitioned table *string.string* is partially contained in the transportable set.

Cause: Informational message to describe a failure during transportable containment checking.

Action: Check table subpartitions by querying SYS.DBA_TAB_SUBPARTITIONS.

ORA-39903: IOT Partition *string.string* is partially contained in the transportable set.

Cause: Informational message to describe a failure during transportable containment checking.

Action: Check table partitions by querying SYS.DBA_IND_PARTITIONS.

ORA-39904: Partitioned object *string.string* is partially contained in the transportable set.

Cause: Informational message to describe a failure during transportable containment checking.

Action: Check partitions and overflow segments by querying SYS.DBA_IND_PARTITIONS and SYS.DBA_TAB_PARTITIONS.

ORA-39905: Table *string.string* in tablespace *string* points to LOB segment *string.string* in tablespace *string*.

Cause: Informational message to describe a failure during transportable containment checking.

Action: None required.

ORA-39906: Constraint *string* between table *string.string* in tablespace *string* and table *string.string* in tablespace *string*.

Cause: Informational message to describe a failure during transportable containment checking.

Action: None required.

ORA-39907: Index *string.string* in tablespace *string* points to table *string.string* in tablespace *string*.

Cause: Informational message to describe a failure during transportable containment checking.

Action: None required.

ORA-39908: Index *string.string* in tablespace *string* enforces primary constraints *string* of table *string.string* in tablespace *string*.

Cause: Informational message to describe a failure during transportable containment checking.

Action: None required.

ORA-39909: Index *string.string* in tablespace *string* points to table/cluster *string.string* in tablespace *string*.

Cause: Informational message to describe a failure during transportable containment checking.

Action: None required.

ORA-39910: Partitioned Global index *string.string* in tablespace *string* points to partition *string* of table *string.string* in tablespace *string* outside of transportable set.

Cause: Informational message to describe a failure during transportable containment checking.

Action: None required.

ORA-39911: Index *string.string* in tablespace *string* points to partition *string* of table *string.string* in tablespace *string* outside of transportable set.

Cause: Informational message to describe a failure during transportable containment checking.

Action: None required.

ORA-39912: Partitioned index *string.string* in tablespace *string* points to table *string.string* in tablespace *string* outside of transportable set.

Cause: Informational message to describe a failure during transportable containment checking.

Action: None required.

ORA-39913: *string string.string* in tablespace *string* not allowed in transportable set.

Cause: Informational message to describe a failure during transportable containment checking.

Action: None required.

ORA-39914: Index *string.string* in tablespace *string* points to subpartition *string* of table *string.string* in tablespace *string* outside of transportable set.

Cause: Informational message to describe a failure during transportable containment checking.

Action: None required.

ORA-39915: Partition *string* of table *string.string* in tablespace *string* points to LOB segment *string.string* in tablespace *string*.

Cause: Informational message to describe a failure during transportable containment checking.

Action: None required.

ORA-39916: Subpartition *string* of table *string.string* in tablespace *string* points to LOB segment *string.string* in tablespace *string*.

Cause: Informational message to describe a failure during transportable containment checking.

Action: None required.

ORA-39917: SYS owned object *string* in tablespace *string* not allowed in pluggable set

Cause: Informational message to describe a failure during transportable containment checking.

Action: None required.

ORA-39918: PLSQL Functional Index *string.string* in tablespace *string* not allowed in transportable set.

Cause: Informational message to describe a failure during transportable containment checking.

Action: None required.

ORA-39919: Object *string.string* in tablespace *string* not contained within transportable set.

Cause: Informational message to describe a failure during transportable containment checking.

Action: Check SYS.DBA_OBJECTS.

ORA-39920: Rollback segment *string* in tablespace *string* not allowed in transportable set.

Cause: Informational message to describe a failure during transportable containment checking.

Action: None required.

ORA-39921: Default Partition (Table) Tablespace *string* for *string* not contained in transportable set.

Cause: Informational message to describe a failure during transportable containment checking.

Action: None required.

ORA-39922: Default Partition (Index) Tablespace *string* for *string* not contained in transportable set.

Cause: Informational message to describe a failure during transportable containment checking.

Action: None required.

ORA-39923: Default Composite Partition (Table) Tablespace *string* for *string* not contained in transportable set.

Cause: Informational message to describe a failure during transportable containment checking.

Action: None required.

ORA-39924: Default Composite Partition (Index) Tablespace *string* for *string* not contained in transportable set.

Cause: Informational message to describe a failure during transportable containment checking.

Action: None required.

ORA-39925: LOB segment *string.string* in tablespace *string* points to table *string.string* in tablespace *string*.

Cause: Informational message to describe a failure during transportable containment checking.

Action: None required.

ORA-39926: Join index between table *string.string* in tablespace *string* and table *string.string* in tablespace *string*.

Cause: Informational message to describe a failure during transportable containment checking.

Action: None required.

ORA-39927: Scoped REF constraint between table *string.string* in tablespace *string* and table *string.string* in tablespace *string*.

Cause: Informational message to describe a failure during transportable containment checking.

Action: None required.

ORA-39928: *string string.string* in tablespace *string* contains evolved type data that have not been upgraded.

Cause: Transportable tablespace operation could not be performed because some tables depending on evolved types were not upgraded.

Action: Transportable tablespace operation can only be performed when all tables depending on evolved types have been upgraded. Perform ALTER TABLE <tab_name> UPGRADE for the table name listed in the message above

ORA-39929: Table *string.string* in tablespace *string* has encrypted columns which are not supported.

Cause: Informational message to describe a failure during transportable containment checking.

Action: None required.

ORA-39930: Violation *string*.

Cause: Informational message to describe a failure during transportable containment checking.

Action: Contact Oracle Support Services.

ORA-39931: XML Schema *string* Owner: *string* not fully contained in the transportable set.

Cause: Informational message to describe a failure during transportable containment checking.

Action: Identify the associated elements and resolve self containment.

ORA-39932: Extensible Index *string.string* not fully contained in the transportable set.

Cause: Informational message to describe a failure during transportable containment checking.

Action: Identify the associated table and list of secondary objects and resolve self containment.

ORA-39933: Parent table *string.string* and its nested table columns are not fully contained in the transportable set.

Cause: Informational message to describe a failure during transportable containment checking.

Action: Identify the nested tables using view DBA_NESTED_TABLES and resolve self containment.

ORA-39934: Materialized view log *string.string* in tablespace *string* and master table *string.string* in tablespace *string* are not fully contained in the transportable set.

Cause: Informational message to describe a failure during transportable containment checking.

Action: None required.

ORA-39935: Updatable materialized view log *string.string* in tablespace *string* and materialized view *string.string* in tablespace *string* are not fully contained in the transportable set.

Cause: Informational message to describe a failure during transportable containment checking.

Action: None required.

ORA-39936: Token manager for the CSX tablespace *string* not fully contained in the transportable set.

Cause: Informational message to describe a failure during transportable containment checking.

Action: Include the specified tablespace into the transportable set.

ORA-39937: Unsupported operation, default token tables used for binary XML data.

Cause: Informational message to describe a failure during transportable containment checking.

Action: Copy default token tables into a new token table set using DBMS_CSX_ADMIN package.

ORA-39938: Operation not supported, tablespace *string* contains binary XML data.

Cause: Informational message to describe a failure during transportable containment checking.

Action: None required.

ORA-39939: More than one set of token tables are used in tablespace *string*.

Cause: Informational message to describe a failure during transportable containment checking.

Action: Remap tables in the specified tablespace to use same token tables.

ORA-39940: Child reference partitioned table *string.string* in tablespace *string* or parent table *string.string* in tablespace *string* is included but not both.

Cause: Informational message to describe a failure during transportable containment checking. Both parent and child reference partition tables must be included.

Action: Check reference partitioned tables.

ORA-39941: Partitioned table *string.string* in tablespace *string* has a partition that has an incomplete online move.

Cause: This is an informational message to describe a failure during transportable containment checking. Online moves need to be complete before transporting a tablespace.

Action: Use the DBMS_PART.CLEANUP_ONLINE_OP procedure to force the online move to complete.

ORA-39942: Subpartitioned table *string.string* in tablespace *string* has a subpartition that has an incomplete online move.

Cause: This is an informational message to describe a failure during transportable containment checking. Online moves need to be complete before transporting a tablespace.

Action: Use the DBMS_PART.CLEANUP_ONLINE_OP procedure to force the online move to complete.

ORA-39943: Global index *string.string* in tablespace *string* has orphaned entries.

Cause: This is an informational message to describe a failure during transportable containment checking. Orphaned entries need to be cleaned up before transporting a tablespace.

Action: Use DBMS_PART.CLEANUP_GIDX() to cleanup orphaned index entries.

ORA-39944: Global partitioned index *string.string* in tablespace *string* has orphaned entries.

Cause: This is an informational message to describe a failure during transportable containment checking. Orphaned entries need to be cleaned up before transporting a tablespace.

Action: Use DBMS_PART.CLEANUP_GIDX() to cleanup orphaned index entries.

ORA-39945: Token conflicting with existing tokens.

Cause: The binary XML tokens contained in the imported tablespace conflicted with the existing tokens.

Action: Use the dump file export or import instead of transportable tablespace.

ORA-39946: Nondefault token table encountered.

Cause: During transportable tablespace import, a nondefault token table was encountered.

Action: Use the dump file export or import instead of transportable tablespace.

ORA-39947: Table *string.string* in tablespace *string* has token tables in tablespace *string*.

Cause: The token tables for the table were in a tablespace which was not being exported.

Action: Include the specified tablespace into the transportable set.

ORA-39950: invalid parameter for PLSQL warnings flag

Cause: The user either entered invalid value for the PLSQL_WARNINGS flag or the value of the flag conflicts with other values.

Action: Enter correct values for the switch.

ORA-39951: incomplete values specified for PL/SQL warning settings

Cause: The user either did not enter the value for the settings or entered incomplete values.

Action: Enter correct syntax for the switch.

ORA-39952: only numbers can be specified as range values

Cause: The range values did not have numerical values only.

Action: Enter only numerical values.

ORA-39953: the range value specified is beyond allowed range

Cause: The range values were either too low or too high.

Action: Specify only the allowed range values.

ORA-39954: DEFERRED is required for this system parameter

Cause: The ALTER SYSTEM command for PLSQL_WARNINGS did not include the keyword, DEFERRED.

Action: Change the command to use the keyword, DEFERRED.

ORA-39955: invalid PL/SQL warning message number

Cause: The PL/SQL message number specified was not in a valid range.

Action: Specify PL/SQL warning message numbers within the valid range.

ORA-39956: duplicate setting for PL/SQL compiler parameter *string*

Cause: A PL/SQL compiler parameter was set more than once.

Action: Remove the duplicate PL/SQL compiler setting.

ORA-39957: invalid warning category

Cause: The category of the message was incorrect.

Action: Specify a valid category

ORA-39958: invalid warning category qualifier

Cause: The category qualifier was incorrect.

Action: Specify a valid category qualifier.

ORA-39959: invalid warning number (*string*)

Cause: The warning number was incorrect.

Action: Specify a valid warning number.

ORA-39960: scope can only be SYSTEM or SESSION

Cause: The scope specified was not set.

Action: Specify a valid scope, either SESSION or SYSTEM.

ORA-39961: message specified was not found

Cause: The message number specified was not set.

Action: specify the message number whose settings have been set in the given scope.

ORA-39962: invalid parameter for PLSQL_CCFLAGS

Cause: The value for the PLSQL_CCFLAGS parameter was not valid.

Action: Specify a valid value for the PLSQL_CCFLAGS parameter.

ORA-39964: Specified value for _PLSQL_MAX_STACK_SIZE (string) is larger than available memory (string)

Cause: The value specified for the _PLSQL_MAX_STACK_SIZE parameter was larger than the amount of stack size available to the process.

Action: Specify a smaller value for the _PLSQL_MAX_STACK_SIZE parameter.

ORA-39965: Collection of records with PL/SQL type attributes are not allowed in this context.

Cause: The collection of records with attributes of PL/SQL types were not allowed as an argument to the TABLE operator.

Action: Use the collection of records whose attributes are of the types that SQL can understand.

ORA-39966: This form is allowed only in WITH clause context

Cause: Only an entry point number was specified for SYS_PLSQL_CPU, SYS_PLSQL_COUNT or SYS_PLSQL_IO costing operator. This is allowed only when these operators are applied to functions appearing in the WITH clause.

Action: Specify the required function, package, or type name. An optional schema name can also be specified.

ORA-39967: Cannot use this PL/SQL procedure while data files are being moved or rekeyed.

Cause: Some data files were being moved or rekeyed either on the primary or standby database.

Action: Check the status of data files and try this command again.

ORA-39968: Invalid value for parameter PLSCOPE_SETTINGS. Value must be from among 'IDENTIFIERS:[ALL | NONE | PLSQL | SQL | PUBLIC], STATEMENTS: [ALL | NONE]'.

Cause: The value for the PLSCOPE_SETTINGS parameter was not valid.

Action: Specify a valid value for the PLSCOPE_SETTINGS parameter.

ORA-39969: Bind variable should be of a supported PL/SQL type

Cause: A variable of a wrong type was used in the DBMS_SQL.BIND_VARIABLE_PKG call. In the DBMS_SQL.BIND_VARIABLE_PKG call, the type of the variable should be declared in a package specification and should be either a record or one of the supported collection types.

Action: Use a bind variable whose type is one of the supported types for this operation and whose type is declared in a package specification.

ORA-39970: Bind calls are not allowed after cursor execution

Cause: A bind call was used after the cursor was executed. Binds can only be done after the cursor was parsed but before execution.

Action: Move the bind call before cursor execution.

ORA-40001 to ORA-40657

ORA-40001: value for *string* must be greater than zero

Cause: The input parameter in question has a value of zero or less.

Action: Provide a value greater than zero for the relevant parameter.

ORA-40002: wordsize must be *string* or greater

Cause: The input wordsize is less than the prescribed limit for the BLAST Match or Align algorithm.

Action: Provide a wordsize greater than or equal to the prescribed value.

ORA-40003: wordsize must be in the range *string* - *string* for BLAST-P

Cause: The input wordsize has a value out of the prescribed range.

Action: Provide a wordsize value within the prescribed range for BLAST-P.

ORA-40004: penalty must be negative for BLAST-N

Cause: The input value provided for penalty is zero or greater.

Action: Provide a negative penalty value.

ORA-40021: no column named *string* in training table *string*

Cause: The training table does not contain the specified column

Action: Provide a case-id/target column that exists in the training table

ORA-40022: null case ID column - cannot provide row diagnostics

Cause: The row diagnostics were enabled, but without a corresponding case or row identifier column in the build data.

Action: Provide a non-null case identifier column in the build data.

ORA-40023: sufficient memory could not be allocated given the number of attributes

Cause: Unable to allocate sufficient memory to create a model capable of producing confidence bounds on predictions because there were too many attributes or there were high cardinality categorical attributes, or both, in the build data.

Action: Reduce the number of attributes, especially high cardinality categoricals, or enable ridge regression.

ORA-40024: solution to least squares problem could not be found

Cause: Unable to find solution because the predictor covariance matrix was singular.

Action: Enable ridge regression or remove exact multicollinearities from the build data.

ORA-40025: reference class name not found in build data

Cause: The provided reference class name was not found in the build data.

Action: Provide an existing target value as the reference class name.

ORA-40026: reference class name not found in the weights table

Cause: The provided reference class name did not correspond to any of the entries in the weights table.

Action: Provide consistent specification for reference class name and weights table.

ORA-40027: Target attribute has more than two distinct values

Cause: Generalized Linear Models only support binary classification.

Action: Consolidate target values into two distinct categories.

ORA-40028: solution to least squares problem could not be found

Cause: Unable to find solution because the predictor build data were not properly scaled.

Action: Standardize the predictor build data by enabling auto prep.

ORA-40029: Specified diagnostics table name already exists

Cause: A diagnostics table name matching an existing table was specified.

Action: Choose a table name that does not match any existing user table.

ORA-40030: solution to least squares problem could not be found

Cause: Unable to find solution because the predictor covariance matrix was singular for the forced-in features.

Action: If there are forced-in features, remove them. If `GLMS_FTR_ACCEPTANCE` was set to `GLMS_FTR_ACCEPTANCE_STRICT`, reset it to `GLMS_FTR_ACCEPTANCE_RELAXED` and rebuild the model.

ORA-40031: too many forced-in features (maximum allowable 1000)

Cause: Too many forced-in features were specified or the features were high cardinality attributes, or both.

Action: Reduce the number of forced-in attributes.

ORA-40032: solution to least squares problem could not be found

Cause: Unable to find solution because the predictor covariance matrix was singular for the selected features.

Action: If `GLMS_FTR_ACCEPTANCE` was set to `GLMS_FTR_ACCEPTANCE_STRICT`, reset it to `GLMS_FTR_ACCEPTANCE_RELAXED` and rebuild the model.

ORA-40033: invalid covariance matrix

Cause: This was caused by one or more of the following: - Data rows were too few in number. - Mining attributes were too many. - Ridge regression was on.

Action: Modify the data or disable ridge regression to get a valid covariance matrix and full diagnostic statistics.

ORA-40034: FORCE_IN incompatible with the setting GLMS_FTR_SELECTION disabled

Cause: The setting `GLMS_FTR_SELECTION` which was disabled was incompatible with the specified `FORCE_IN` transformation.

Action: Either enable the setting `GLMS_FTR_SELECTION`, or respecify the `FORCED_IN` transformation to be compatible with the disabled `GLMS_FTR_SELECTION` setting.

ORA-40101: Data Mining System Error *string-string-string*

Cause: An internal system error occurred during a data mining operation.

Action: Contact Oracle Support Services.

ORA-40102: invalid input *string* for data mining operation *string*

Cause: The input parameter is either null or invalid for the given operation.

Action: Provide a valid value. Check range for `NUMBER` parameters.

ORA-40103: invalid case-id column: *string*

Cause: The case-id column was invalid. If a case-id column is specified, it must be present in the input data source. The case-id column cannot be the same as the target column, and the column's data type is restricted to `NUMBER`, `CHAR`, and `VARCHAR2` when building a GLM model with a diagnostics table.

Action: Change the schema of your input data to supply a case-id column of appropriate data type.

ORA-40104: invalid training data for model build

Cause: The training data provided in the reported table is unsuitable for build, either because it is empty, has unsuitable data, or the schema of the table does not match the input specifications.

Action: Inspect the training data and correct the contents/schema as appropriate.

ORA-40105: input data incompatible with model signature

Cause: The data provided for this post-build operation is in format different from that used for model build.

Action: Provide data whose attribute data types match the build data. Input data attributes must have the same data types as those described in the model signature for the model.

ORA-40106: positive target value not specified for computing Lift

Cause: Positive target value has not been specified for Lift.

Action: Provide a positive target value for the Lift operation.

ORA-40107: operation requires *string* option to be installed

Cause: The specified option has not been installed with the RDBMS.

Action: Install the reported option and retry the operation.

ORA-40108: input data contains too few distinct target (*string*) values

Cause: At least two distinct target values are required for Build.

Action: Provide counter-example target values in the input data.

ORA-40109: inconsistent logical data record

Cause: Repeated instances of a record identifier or repeated attribute(s) in a nested column.

Action: Remove or re-label repeated instances to resolve inconsistencies.

ORA-40110: Duplicate model tables found for table type *string*

Cause: Operation would result in duplicate model table types which is not supported.

Action: Remove the duplicate entry.

ORA-40111: no mining attributes found in build data

Cause: Could not build a model when only special or empty columns were present. Special columns include target, row weight, and case ID columns.

Action: Provide mining attribute data.

ORA-40112: insufficient number of valid data rows

Cause: Fewer than two valid data rows were found in the build data.

Action: Provide at least two valid build data rows. If the model is either a classification or regression model, then valid rows must have non-NULL targets. If a weight column was provided, then valid rows must have positive row weights. In addition, if DELETE_ROW missing value treatment was used, consider disabling it.

ORA-40113: insufficient number of distinct target values

Cause: Less than two distinct target values were found in the build data.

Action: Provide the classification build data with valid rows containing at least two distinct target values. Valid rows must have non-NULL targets. If a weight column was provided, then valid rows must have positive row weights. In addition, if DELETE_ROW missing value treatment was used, consider disabling it.

ORA-40114: weights table target values mismatched with build data

Cause: The entries in the weights table did not correspond to the target values in the build data.

Action: Verify the entries in the weights table.

ORA-40115: weights table schema is incorrect

Cause: The weights table did not have the required schema.

Action: Provide a weights table with schema: (target_value, weight), where the type of the first column corresponds to the type of the target column (CHAR, VARCHAR2 or NUMBER) and the type of the second column is NUMBER.

ORA-40116: NULL values found in weights table

Cause: The weights table had NULL entries.

Action: Replace or eliminate all NULL entries in the weights table.

ORA-40117: repeated target values found in weights table

Cause: The weights table had repeated target values.

Action: Remove the repeated target values from the weights table.

ORA-40118: insufficient number of target values in weights table

Cause: The weights table had less than 2 target values.

Action: Provide at least two target values in the weights table.

ORA-40119: nested columns incompatible with missing value treatment

Cause: delete_row missing value treatment is not supported for nested columns.

Action: Use 2D (non-nested) data representation or manually delete the rows with NULL values and disable the delete_row missing value treatment.

ORA-40120: invalid weight value in the weights table

Cause: Negative or zero weight values were found in the weights table.

Action: Ensure that weight values in the weights table are positive.

ORA-40121: force option not allowed for drop model in different schema

Cause: The force option was specified, but the model is in a different schema.

Action: If the force option is necessary, run the drop model from the owning schema. If the force option is not necessary, set the force parameter to FALSE.

ORA-40122: invalid data type for row weights column *string*.

Cause: Row weights column was not assigned one of the allowed data types.

Action: Choose a row weight column of type NUMBER or FLOAT.

ORA-40123: invalid row weights column *string*

Cause: Row weights column was the same as the target column.

Action: Choose a new row weights column.

ORA-40124: partition key column *string* missing from input

Cause: A partitioned model was referenced in the query, but the partition key column was not found in the input.

Action: Provide an input dataset containing the partition key column.

ORA-40125: partition *string* does not exist

Cause: The partition entered did not exist.

Action: Check the spelling of the partition and try again.

ORA-40126: model *string* is not partitioned

Cause: The model specified was not a partitioned model.

Action: Specify a model that is partitioned.

ORA-40127: invalid number of partition keys specified

Cause: The number of partition keys specified did not match the model.

Action: Specify key values for each partition.

ORA-40128: partition *string* exists for partition keys specified

Cause: A partition already existed for the partition keys specified.

Action: Specify unique key values for each partition.

ORA-40129: partition name *string* exists for this model

Cause: The partition name specified was not unique for this model.

Action: Specify a unique partition name.

ORA-40130: invalid partition name *string*

Cause: The partition name specified was not valid.

Action: Check the spelling of the partition name and try again.

ORA-40131: invalid data type for partition column *string*

Cause: The partition column did not have a supported data type.

Action: Choose a partition column of type NUMBER, CHAR, or VARCHAR2.

ORA-40132: partition not specified

Cause: A model partition was not specified. This function requires the specification of a model partition.

Action: Specify a model partition.

ORA-40133: invalid partition columns

Cause: The partition columns in the operation did not match those in the existing model.

Action: Specify the correct partitioning keys.

ORA-40135: cannot drop the only partition of a partitioned model

Cause: The specified partitioned model contained a single partition. An empty model is not supported.

Action: Drop the model, or add additional partition(s) then drop the desired partition.

ORA-40136: maximum number of partition columns exceeded

Cause: The maximum number of 16 partition columns was exceeded.

Action: Reduce the number of partition columns.

ORA-40137: maximum number of partitions exceeded

Cause: The maximum number of partitions per model was exceeded.

Action: Reduce the number of partitions.

ORA-40139: no partitions found in training data

Cause: There were no partitions found in the training data.

Action: Specify partitioning keys that have one or more distinct values in the training data.

ORA-40140: model could not be built

Cause: The training data did not allow the building of a meaningful model.

Action: Modify the training data to ensure that there are valid data rows, columns, or targets. If there is solver choice, ensure that the selected solver is appropriate for the training data.

ORA-40141: only zero norm rows were provided in the training data

Cause: All training data rows had zero norm.

Action: Modify the training data or enable automatic data preparation.

ORA-40142: partition mismatch for feature comparison

Cause: The partition key column values did not match for one or more scored rows.

Action: Modify the query to ensure that each scored row contains matching partition key column values.

ORA-40150: Model *string* function is not specified.

Cause: The required R function was not specified.

Action: Specify the required R function in the model setting table and build the R model.

ORA-40151: invalid output type from R SCORE, WEIGHT, or DETAILS function

Cause: The R SCORE, WEIGHT, or DETAILS function did not return the result in a data.frame containing either R numeric values for SCORE and WEIGHT function or R numeric or string values for DETAILS function.

Action: Modify the R function to return the result in a data.frame that contains values of valid types.

ORA-40152: Output data.frame mismatches the input for R SCORE or WEIGHT function.

Cause: The R SCORE or WEIGHT function returned a different number of rows than that of the input data.frame.

Action: Modify the R function to output the result for each row of the input data.frame.

ORA-40153: invalid value on attribute *string* for R model

Cause: The specified attribute was not a scalar numeric value or a single string.

Action: Set the specified attribute of the R model with a valid value.

ORA-40154: invalid type or value for R parameter specification

Cause: The R parameter was not a scalar numeric value or a single string.

Action: Modify the parameter specification to use either a scalar numeric value or a single string.

ORA-40155: R script *string* is not found.

Cause: The specified script was not found in the R script repository.

Action: Verify that the script exists in the R script repository or create it using the rqScriptCreate PL/SQL function.

ORA-40156: invalid or mismatched output specification for R model view

Cause: The R DETAILS function output format specification did not use numeric or string value, or did not match the actual output from the R DETAILS function.

Action: Use scalar numeric and string to specify the R DETAILS function output format and match the actual output of the R function.

ORA-40157: R_HOME is not set on *string*.

Cause: The R_HOME was not set to the location where R was installed.

Action: Use sys.rqConfigSet to set the R_HOME to the correct value.

ORA-40158: invalid values on R memory control settings

Cause: The R memory control settings did not use positive values.

Action: Use sys.rqConfigSet to set R memory control with valid values.

ORA-40159: Parameter setting *string* is not specified for R model.

Cause: The expected setting was not on the model setting table.

Action: Set the expected setting on the model setting table.

ORA-40160: Mining function *string* requires attribute *string* on the R model.

Cause: The generated R model did not have the required attribute.

Action: Set the required attribute for the R model in the R BUILD function.

ORA-40161: Either attribute *string* or *string*, but not both, is required.

Cause: Conflict attributes were specified for the R model object.

Action: Set the required attribute only for the return R model object.

ORA-40162: mismatched results from *string* output data.frame

Cause: The R regression model prediction did not return an R data.frame with a single column of numerics for predicted value, or two additional columns containing

the standard error of model fit and the degree of freedom were missing from the output when SQL function `prediction_bounds` was invoked.

Action: Modify the specified R function to return the results in the right format.

ORA-40163: some prediction results missing from *string* output

Cause: The R classification, clustering, or feature extraction model `SCORE` function did not return the prediction for each class, cluster, or feature respectively in the output `R data.frame`.

Action: Modify the R model `SCORE` function to return all predicted values in the output `data.frame`.

ORA-40164: contribution weights of some attributes missing from *string* output

Cause: The R model `WEIGHT` function did not return the contribution weight for each attribute of the data.

Action: Modify the R model `WEIGHT` function to return the contribution weights for all attributes.

ORA-40165: mismatched target class name from R model prediction *string*

Cause: The R classification model prediction did not have correct target class names assigned as the column names for the return `data.frame`.

Action: Modify the R classification model `SCORE` function to set the correct target class names on the return `data.frame`.

ORA-40166: invalid R name for input `data.frame` columns

Cause: The input `data.frame` column names contained special characters that are not supported by R.

Action: Modify the input `data.frame` column names and remove the unsupported characters from the column names.

ORA-40167: no valid data in input table

Cause: The specified input table contained no valid data to build R model.

Action: Insert valid data into the input table to build R model.

ORA-40170: Error out in R: *string*

Cause: The R function execution failed.

Action: Verify the specified R model function script.

ORA-40181: invalid transformation definition for column *string*

Cause: Transformation definition has duplicate or `NULL` columns.

Action: Provide a valid transformation definition specification.

ORA-40182: invalid column reference

Cause: Transformation expression has no column references or more than one reference or the reference is qualified.

Action: Provide a valid expression.

ORA-40183: invalid stack definition for attribute *string*

Cause: Stack definition expression or reverse expression has syntax errors or it does not match the transformation definition.

Action: Provide a valid expression.

ORA-40184: transformation definition does not match the data

Cause: Transformation definition specifies nested transformation for non-nested data or it removes all of the columns.

Action: Provide a valid data.

ORA-40201: invalid input parameter *string*

Cause: The input parameter was either null or invalid.

Action: Provide a valid value for the input parameter.

ORA-40202: column *string* does not exist in the input table *string*

Cause: The column was missing from the table.

Action: Correct the table schema and/or provide the correct column name.

ORA-40203: model *string* does not exist

Cause: The model did not exist.

Action: Supply a valid model name.

ORA-40204: model *string* already exists

Cause: A model by the same name exists.

Action: Provide a different, unique name for the model.

ORA-40205: invalid setting name *string*

Cause: The input setting name was invalid.

Action: Consult the documentation for the settings table and provide a valid setting name.

ORA-40206: invalid setting value for setting name *string*

Cause: The input value for the given setting name was invalid.

Action: Consult the documentation for the settings table and provide a valid setting value.

ORA-40207: duplicate or multiple function settings

Cause: The input settings table contained settings for multiple mining functions.

Action: Provide setting(s) for a single function in the settings table.

ORA-40208: duplicate or multiple algorithm settings for function *string*

Cause: The input settings table had duplicate or multiple algorithm settings for a mining function.

Action: Provide only one appropriate algorithm setting for the mining function.

ORA-40209: setting *string* is invalid for *string* function

Cause: The specified setting was not supported for the mining function supplied.

Action: Provide appropriate combination of function and algorithm settings.

ORA-40210: invalid score criterion type when cost matrix is specified

Cause: The score criterion type may not be 'PROBABILITY' when a cost matrix is specified.

Action: Set score criterion type to 'COST' or don't specify a cost matrix.

ORA-40211: algorithm name *string* is invalid

Cause: Algorithm name for the model was invalid or the operation was not valid for the algorithm.

Action: Check the algorithm name for the model and verify that the operation is valid.

ORA-40212: invalid target data type in input data for *string* function

Cause: Target data type was invalid.

Action: Classification function accepts CHAR, VARCHAR2, and NUMBER targets. Regression function accepts NUMBER targets only.

ORA-40213: contradictory values for settings: *string, string*

Cause: The settings values were not compatible.

Action: Check the documentation and change the setting value(s).

ORA-40214: duplicate setting: *string*

Cause: Duplicate setting in the settings table.

Action: Remove the duplicate setting from the settings table.

ORA-40215: model *string* is incompatible with current operation

Cause: The current operation was not supported for the mining function the model corresponds to.

Action: Provide the model name suitable for current operation.

ORA-40216: feature not supported

Cause: The feature was not supported in the API.

Action: Modify the code to avoid usage of the feature.

ORA-40217: priors table mismatched with training data

Cause: The entries in the priors table do not correspond to the targets in the training data.

Action: Verify the entries in the priors table.

ORA-40218: Both priors table and weights table are specified

Cause: Both a priors table and a weights table are specified for SVM model build.

Action: Priors table is the old (pre 11g) mechanism for specifying class weights, and class weights table is the new (and correct) way to specify class weights. Remove the priors table entry from the settings table (after transferring class weight settings, if appropriate). Going forward, priors table will be valid only for NB models. Use class weights for SVM.

ORA-40219: apply result table *string* is incompatible with current operation

Cause: The current operation was not allowed for the apply result table supplied.

Action: Ensure that the operation being performed is valid for the mining function used to build the model (using for which the apply result table was created).

ORA-40220: maximum number of attributes exceeded

Cause: The data had too many attributes.

Action: Reduce the dimensionality of the data.

ORA-40221: maximum target cardinality exceeded

Cause: The target cardinality of the training data was too high.

Action: Reduce the target cardinality.

ORA-40222: data mining model export failed, job name=*string*, error=*string*

Cause: The model export job failed.

Action: Check export job settings as required by DataPump.

ORA-40223: data mining model import failed, job name=*string*, error=*string*

Cause: The model import job failed.

Action: Check import job settings as required by DataPump.

ORA-40224: must specify a valid ID column name when setting *string* is provided

Cause: The training data is transactional. A valid ID column must be specified.

Action: Specify a valid ID column name as input.

ORA-40225: model is currently in use by another process

Cause: The model is currently in use by another process.

Action: Retry if necessary.

ORA-40226: model upgrade/downgrade must be performed by SYS

Cause: Upgrade/Downgrade routines are being invoked by a user with insufficient privileges.

Action: Run the routines as SYS during migration.

ORA-40227: invalid transformation attribute

Cause: Transformation list provided to CREATE_MODEL has duplicate or NULL attributes. Case ID or target attribute has attribute_subname that is not NULL. Attribute provided to ALTER_REVERSE_EXPRESSION does not exist in the model.

Action: Remove NULLs and duplicates and fix case ID and target attributes or provide a valid attribute for a given model.

ORA-40228: scoring cost matrix already exists

Cause: The model already has a scoring cost matrix.

Action: To add a new scoring cost matrix the existing one should be removed first.

ORA-40229: scoring cost matrix not found

Cause: The model does not have a scoring cost matrix.

Action: To remove a scoring cost matrix the model should have one.

ORA-40230: invalid transformation expression

Cause: Expression has syntax or semantic errors.

Action: Provide a valid expression.

ORA-40231: transactional input incompatible with specified algorithm

Cause: Training data in transactional format is not accepted for model creation using the specified mining algorithm.

Action: Pivot the data into 2D tabular format, or provide the transactional input through a nested table column.

ORA-40232: transactional input - incompatible datatype for column *string*

Cause: The data type of the column in the input training data is not supported.

Action: Cast or change the type of the column to one of CHAR, VARCHAR, NUMBER or FLOAT

ORA-40233: transactional input - case id should be provided with id *string*

Cause: The training data is transactional by virtue of presence of a and item id - but does not have a case id specification.

Action: Specify a valid case id column name as input

ORA-40234: reverse expression incompatible with model cost matrix

Cause: A cost matrix existed for this model with actual and predicted values which were inconsistent with the values resulting from the specified reverse transformation.

Action: Either remove the cost matrix table and re-add it with the new actual and predicted values, or respecify the reverse transformation to be consistent with the existing cost matrix.

ORA-40235: invalid setting value for setting ASSO_AGGREGATES: *string*

Cause: The setting ASSO_AGGREGATES was not valid.

Action: Specify valid aggregates column names.

ORA-40236: maximum number of aggregates exceeded

Cause: The setting ASSO_AGGREGATES specified too many aggregates.

Action: Reduce the number of aggregates.

ORA-40237: duplicate case IDs in training table

Cause: The same value occurred more than once in the case ID column of the training table.

Action: Eliminate the duplicate case IDs in the training table.

ORA-40238: invalid linear algebra shared library *string*

Cause: The shared library containing platform-optimized linear algebra routines was not loaded.

Action: Verify that the shared library is correctly installed.

ORA-40251: no support vectors were found

Cause: The input data is non-predictive in nature, or one of the input settings is incorrect/incompatible with respect to the input data.

Action: Provide additional data or change model setting value.

ORA-40252: no target values were found

Cause: No target values were identified during load.

Action: Validate that the target is correctly specified.

ORA-40253: no target counter examples were found

Cause: One or more of the target classes have only positive examples.

Action: Provide counter examples or remove that target class.

ORA-40254: priors or weights cannot be specified for one-class models

Cause: Priors or weights were specified.

Action: Do not specify priors or weights for one-class models.

ORA-40255: specified priors or weights table has an incorrect schema

Cause: The priors or class weights table whose name is specified in in the settings does not have the prescribed schema. A priors table should have the schema (target_value, prior_probability) and a class weights table should have the schema (target_value, class_weight)

Action: Modify the schema of the input priors or class weights table to match the ones provided above (also in the documentation).

ORA-40261: input data for model build contains negative values

Cause: The input data contains negative values, which is not acceptable for a Non-negative Matrix Factorization model.

Action: Provide clean data for build without any negative values.

ORA-40262: NMF: number of features not between [1, string]

Cause: The number of requested features must be greater than 1, and less than the smaller of the number of attributes and the number of cases in the dataset.

Action: Specify the desired number of features within the acceptable range.

ORA-40263: no meaningful matrix factorization found

Cause: Input data was not significantly different from 0.

Action: Check your data for problems or add a positive constant to all the numeric attributes.

ORA-40264: number of mining attributes (string) exceeds maximum (string)

Cause: Input data was found to contain a number of mining attributes exceeding the maximum allowed.

Action: Check the input data for categorical fields with high cardinality.

ORA-40271: no statistically significant features were found

Cause: Input data inadequate in volume and/or quality to derive statistically significant predictors for building a data mining model.

Action: Provide a well-prepared training data set.

ORA-40272: apply rules prohibited for this model mode

Cause: Adaptive Bayes Network rules are only generated for SingleFeature ABN models

Action: Rebuild model in SingleFeature mode and then apply with rules.

ORA-40273: invalid model type string for Adaptive Bayes Network algorithm

Cause: The valid values for the abns_model_type settings are: abns_multi_feature, abns_single_feature, abns_naive_bayes.

Action: Use a valid value for the abns_model_type setting.

ORA-40274: the Adaptive Bayes Network algorithm is deprecated

Cause: An attempt was made to score an Adaptive Bayes Network model.

Action: Drop the existing model and build a new model using a supported classification algorithm.

ORA-40281: invalid model name

Cause: A model name is invalid or does not exist.

Action: Check spelling. A valid model name must begin with a letter and may contain only alphanumeric characters and the special characters \$, _, and #. The name must be less than or equal to 30 characters and cannot be a reserved word.

ORA-40282: invalid cost matrix

Cause: Cost matrix specification is invalid.

Action: Provide valid cost matrix specification. Check syntax for data mining functions.

ORA-40283: missing cost matrix

Cause: Cost matrix specification is missing.

Action: Provide valid cost matrix specification. Check syntax for data mining functions.

ORA-40284: model does not exist

Cause: The model entered does not exist.

Action: Check spelling.

ORA-40285: label not in the model

Cause: The user-specified label was not present in the model.

Action: Provide a valid label. The set of valid labels can be retrieved from a classification model by invoking PREDICTION_SET, from a clustering model by invoking CLUSTER_SET, and from a feature extraction model by invoking FEATURE_SET.

ORA-40286: remote operations not permitted on mining models

Cause: An attempt was made to perform queries or DML operations on remote tables using local mining models.

Action: Remove the reference to remote tables in the statement.

ORA-40287: invalid data for model - cosine distance out of bounds

Cause: The norm computed using attribute values from the incoming row for the cosine model is outside the range 0-1.

Action: Remove or correct the data in the offending row.

ORA-40289: duplicate attributes provided for data mining function

Cause: A duplicate, non-nested attribute was provided as input to the data mining function. A duplicate attribute is one which is present in the model signature, occurs more than once in the USING clause after tablename expansion, and is not a collection element in a nested table column.

Action: Eliminate the duplicate attribute(s).

ORA-40290: model incompatible with data mining function

Cause: The supplied model cannot be operated upon by the data mining function because the model is built for a mining function and/ or based on an algorithm that is incompatible with function.

Action: Provide the name of the model suitable for the function.

ORA-40291: model cost not available

Cause: The supplied model was assumed to have been built with a cost matrix specification, when in reality, it was not.

Action: Provide a model name that corresponds to a model that was built with an appropriate cost matrix specification.

ORA-40292: confidence level must be greater than 0 and less than 1

Cause: The specified value for confidence level is out of range.

Action: Specify a value for confidence level in the range $0 < \text{level} < 1$

ORA-40293: input class is invalid for the specified predictive model

Cause: The specified model is either not a classification model, or does not have the input class label as one of its target values.

Action: Provide the correct target value (class label) or provide the appropriate classification model with the target attribute that has the specified class label as one of its values.

ORA-40301: invalid cost matrix specification

Cause: A valid cost matrix is not specified.

Action: Consult documentation for valid cost matrix specification.

ORA-40302: invalid classname *string* in cost matrix specification

Cause: Actual or predicted classname specified is not present in training data

Action: Provide valid classname(s) in cost matrix specification

ORA-40303: invalid prior probability specification

Cause: Valid prior probabilities not specified. Valid probabilities should be between 0 and 1.

Action: Consult documentation for valid prior probability specification.

ORA-40304: invalid classname *string* in prior probability specification

Cause: Actual or predicted classname specified is not present in training data.

Action: Provide valid classname(s) in prior probability specification.

ORA-40305: invalid impurity metric specified

Cause: Impurity metric specified is not valid. Examples of valid metrics are TREE_IMPURITY_GINI, TREE_IMPURITY_ENTROPY.

Action: Consult documentation for valid impurity metrics and specification.

ORA-40306: dm_nested types not supported by this algorithm

Cause: The training input to the CREATE_MODEL routine contained one or more columns of DM_NESTED type (DM_NESTED_NUMERICALS or DM_NESTED_CATEGORICALS). These columns are currently not supported by Orthogonal Partitioning Clustering (O-Cluster).

Action: Remove columns of these data types from the input data source.

ORA-40307: nested attribute combined name and value too long

Cause: The data that was presented to the decision tree algorithm was too long. The length is computed from the sum of the length of the nested attribute name and the length of the attribute value.

Action: Reduce the length of the attribute name or reduce the length of the categorical value (perhaps by recoding).

ORA-40321: invalid bin number, is zero or negative value

Cause: Input bin number has zero or negative values.

Action: Provide positive bin numbers starting from 1.

ORA-40322: bin number too large

Cause: Bin number is too large.

Action: Reprocess build data by choosing smaller bin numbers.

ORA-40323: Attribute *string* has too many distinct values (*string*)

Cause: Exceeded maximum number of distinct values allowed in an attribute.

Action: Bin numerical data with fewer than 1024 bins or recode categorical data with fewer than 1024 unique values.

ORA-40324: All rows contain the same data

Cause: All rows contained the same data and could not be clustered using k-Means with cosine distance metric.

Action: Use Euclidean distance metric.

ORA-40325: maximum number of clusters exceeded

Cause: The maximum number of clusters was exceeded.

Action: Reduce the number of clusters.

ORA-40326: no mining attributes after filtering

Cause: All mining attributes were filtered out.

Action: Disable attribute filtering.

ORA-40341: access violation on model storage object

Cause: An attempt was made to directly access/modify a schema object that stores model metadata and content.

Action: Perform all mining operations (create,drop,alter, and select using data mining functions) against named model objects. Contact your DBA or Oracle Support if you suspect that an orphaned schema object.

ORA-40342: model was not correctly upgraded

Cause: An attempt was made to use a model, but the model was not correctly upgraded to the current release. This is most likely caused by importing a model from an old release without upgrading it, but could also be caused by a failed database upgrade.

Action: Invoke the SYS.DMP_SYS.UPGRADE_MODELS() procedure.

ORA-40343: invalid version specified in UPGRADE_MODELS

Cause: An invalid version was specified when invoking the UPGRADE_MODELS procedure. Valid values for the version are 10.2.0, 11.0.0, 12.0.0, and NULL.

Action: Specify a valid version for UPGRADE_MODELS.

ORA-40350: One or more models exist that cannot be downgraded

Cause: There are data mining models in the database that were created in a release beyond the selected release for downgrade.

Action: Prior to downgrade, drop data mining models that cannot be downgraded to the selected release.

ORA-40361: only SELECT and ALTER are valid for mining models

Cause: An attempt was made to grant or revoke an invalid privilege on a mining model.

Action: Do not attempt to grant or revoke any privilege besides SELECT or ALTER on mining models.

ORA-40362: invalid object *string.string* specified in the statement

Cause: An attempt was made to grant a privilege on an invalid object.

Action: Ensure that the dependents of the object are valid before attempting to grant the privilege on the object.

ORA-40363: GRANT failed: user SYS always has SYSOPER and SYSDBA

Cause: An attempt was made to grant SYSOPER or SYSDBA privileges to SYS user. These administrative privileges cannot be granted to SYS, since SYS always has SYSOPER and SYSDBA privileges.

Action: Try granting administrative privilege to users other than SYS.

ORA-40364: Use of BECOME USER functionality is restricted.

Cause: This is an internal error message.

Action: Contact Oracle Support Services.

ORA-40365: The SYS user cannot be locked while the password file is in its current format.

Cause: An attempt was made to lock the SYS user account by executing the DDL statement ALTER USER SYS ACCOUNT LOCK while the password file was created in LEGACY or 12 format.

Action: The password file must be created in the 12.2 format to provide support for maintaining the ACCOUNT_STATUS of all administrative users including SYS.

ORA-40381: Invalid field specification for: *string*

Cause: The derived field was incorrectly defined.

Action: Ensure that the field is correctly defined in the PMML document.

ORA-40382: More than one linear regression equation in the model

Cause: More than one linear regression equation was in the model.

Action: Ensure that there is only one linear regression equation in the model.

ORA-40383: No model found in PMML document

Cause: There was no model found in the PMML document.

Action: Ensure that the PMML document contains a model section.

ORA-40384: Only one model allowed in PMML document

Cause: More than one model existed in the PMML document.

Action: PMML model import only supports one model per PMML document. Ensure that only one model exists in the PMML document.

ORA-40385: Target has more than two categories

Cause: The target contained more than two categories.

Action: PMML model import supports only binary logistic regression. Ensure that the target contains no more than two categories.

ORA-40386: NormContinuous must include at least two LinearNorm elements

Cause: NormContinuous included less than two LinearNorm elements.

Action: NormContinuous must include at least two LinearNorm elements. Ensure that at least two LinearNorm elements are included.

ORA-40387: Invalid interval for Discretize field: *string*

Cause: The intervals were incorrect.

Action: Ensure that that both margins are not missing.

ORA-40388: Unsupported feature in PMML document: *string*

Cause: The feature was not supported by Predictive Model Markup Language (PMML) model import.

Action: Ensure that you use the supported features.

ORA-40389: Unsupported PMML transformation: *string*

Cause: The transformation was not supported.

Action: Ensure that you use the supported transformations.

ORA-40390: PMML DerivedField must have a unique name specified: *string*

Cause: "The Predictive Model Markup Language (PMML) DerivedField did not reference another defined field and did not have a unique name."

Action: "Specify a unique name for each DerivedField."

ORA-40391: PMML DerivedField depends on a undefined field: *string*

Cause: A DerivedField referenced an undefined field.

Action: Ensure that the DerivedField references other defined fields.

ORA-40392: PMML regression equation references an undefined field: *string*

Cause: The Predictive Model Markup Language (PMML) Regression equation did not reference defined fields. PMML Regression equation may only reference defined fields.

Action: Ensure that all fields are defined.

ORA-40401: categorical attributes are not supported by this algorithm

Cause: The build data provided to the CREATE_MODEL routine contained one or more categorical attributes of types CHAR, VARCHAR2, or DM_NESTED_CATEGORICAL. These attributes are currently not supported for the SVD algorithm.

Action: Remove the categorical attributes from the build data.

ORA-40402: cannot output U matrix without a valid case identifier column

Cause: A U matrix was requested, but there was no case identifier column in the build data.

Action: Provide a non-null case identifier column in the build data.

ORA-40403: model does not have any valid features

Cause: All singular values in the SVD model were equal to zero. This can occur if the build data contains only zeros or all build columns have constant values and automatic data preparation is turned on.

Action: Inspect and modify the build data.

ORA-40404: approximate computation cannot be disabled for the build data

Cause: The build data had a very high number of attributes. An SVD model can be built only by enabling approximate computation.

Action: Enable approximate computation.

ORA-40405: Full SVD solvers cannot be used for the build data.

Cause: The build data had a very high number of attributes. A Singular Value Decomposition (SVD) model cannot be built using full SVD solvers.

Action: Select a truncated SVD solver.

ORA-40421: missing text policy name

Cause: Text policy name was missing.

Action: Provide a valid text policy name created using CTX_DDL.CREATE_POLICY().

ORA-40422: TEXT attribute types not supported by this algorithm

Cause: The training input to the CREATE_MODEL routine contained one or more attributes of TEXT type. These attributes are currently not supported by Orthogonal Partitioning Clustering (O-Cluster).

Action: Remove attributes of these types from the input data source.

ORA-40423: Extraction of tokens from text failed

Cause: Extraction of tokens from an attribute of TEXT type failed.

Action: Check text policy, policy owner, other settings for TEXT type, and computer resources.

ORA-40441: JSON syntax error

Cause: The provided JavaScript Object Notation (JSON) data had invalid syntax and could not be parsed.

Action: Provide JSON data with the correct syntax.

ORA-40442: JSON path expression syntax error ('string')string

Cause: The provided JavaScript Object Notation (JSON) path expression had an invalid syntax and could not be parsed.

Action: Provide JSON path expression with the correct syntax.

ORA-40443: unsupported JSON path expression

Cause: The provided JavaScript Object Notation (JSON) path expression contained unsupported features.

Action: Remove unsupported features from JSON path expression.

ORA-40444: JSON processing error

Cause: The requested JavaScript Object Notation (JSON) operation failed.

Action: Ensure that the JSON operation is invoked correctly.

ORA-40445: unsupported JSON operation

Cause: The requested JavaScript Object Notation (JSON) operation is not supported.

Action: None

ORA-40446: expecting keyword STREAM

Cause: The JavaScript Object Notation (JSON) operator expected the keyword STREAM.

Action: Add the keyword STREAM to the JSON operator.

ORA-40447: expecting PASSING clause

Cause: The JavaScript Object Notation (JSON) operator expected a PASSING clause.

Action: Add a `PASSING` clause to the `JSON` operator.

ORA-40448: expecting RETURNING clause

Cause: The JavaScript Object Notation (JSON) operator expected a `RETURNING` clause.

Action: Add a `RETURNING` clause to the `JSON` operator.

ORA-40449: invalid data type for return value

Cause: The provided data type for the return value was invalid or unsupported.

Action: Provide a supported return value.

ORA-40450: invalid ON ERROR clause

Cause: The provided `ON ERROR` clause was invalid.

Action: Provide a valid `ON ERROR` clause.

ORA-40451: invalid default value provided

Cause: The provided default value was not allowed here.

Action: Provide a valid default value.

ORA-40452: default value not matching type defined in RETURNING clause

Cause: The provided default value did not match the type defined in the `RETURNING` clause.

Action: Ensure that the default value and `RETURNING` clause are of the same type.

ORA-40453: JSON operator syntax error

Cause: The provided JavaScript Object Notation (JSON) operator had invalid syntax.

Action: Provide `JSON` operator with correct syntax.

ORA-40454: path expression not a literal

Cause: The provided path expression was not a literal (a constant).

Action: Provide a constant path expression.

ORA-40455: default value not a literal

Cause: The provided default value was not a literal (a constant).

Action: Provide a constant default value.

ORA-40456: JSON_VALUE evaluated to non-scalar value

Cause: The provided JavaScript Object Notation (JSON) path expression selected a non-scalar value.

Action: Correct the `JSON` path expression or use `JSON_QUERY`.

ORA-40457: JSON path expression contained an invalid array index ('string')string

Cause: The provided JavaScript Object Notation (JSON) path expression contained an invalid array index.

Action: Provide a valid array index. The first element in the array has the index 0.

ORA-40458: JSON_EXISTS used outside predicate

Cause: The operator `JSON_EXISTS` was used outside a predicate.

Action: Use `JSON_EXISTS` inside a predicate, for instance by embedding it inside a `CASE` expression.

ORA-40459: output value too large (actual: *string*, maximum: *string*)

Cause: The provided JavaScript Object Notation (JSON) operator generated a result which exceeds the maximum length specified in the RETURN clause.

Action: Increase the maximum size of the data type in the RETURNING clause or use a CLOB/BLOB in the RETURNING clause.

ORA-40460: default value too large

Cause: The provided default value exceed the maximum length specified in the RETURN clause.

Action: Increase the maximum size of the data type in the RETURNING clause or reduce the length of the default value.

ORA-40461: Unsupported character set

Cause: The provided JavaScript Object Notation (JSON) operator does not supported the current database character set.

Action: Chose a different database character set, for instance AL32UTF8, AL16UTF16, or a single byte character set.

ORA-40462: JSON_VALUE evaluated to no value

Cause: The provided JavaScript Object Notation (JSON) path expression did not select a value.

Action: Correct the JSON path expression.

ORA-40463: JSON path expression contained an invalid variable name

Cause: The provided JavaScript Object Notation (JSON) path expression contained a variable name that was not used in the PASSING clause.

Action: Ensure that the variable names in the path expression and PASSING clause match.

ORA-40464: JSON PASSING clause contained duplicate variable names

Cause: The provided JavaScript Object Notation (JSON) PASSING clause contained non-unique variable names.

Action: Rename the variables in the PASSING clause.

ORA-40465: JSON PASSING clause contained too many unnamed parameters

Cause: The provided JavaScript Object Notation (JSON) PASSING clause contained too many unnamed parameters.

Action: Assign names to the parameters provided in the PASSING clause.

ORA-40466: Invalid parameter in IS [NOT] JSON predicate

Cause: The IS [NOT] JSON predicate contains an invalid parameter.

Action: Remove or correct the parameter.

ORA-40467: JSON_TEXTCONTAINS() cannot be evaluated without a JSON-enabled context index

Cause: There was no JavaScript Object Notation (JSON)-enabled context index available.

Action: Create a JSON-enabled context index.

ORA-40468: first input parameter to JSON_TEXTCONTAINS() must be a column

Cause: The first input parameter to JSON_TEXTCONTAINS() was not a column.

Action: Pass a column to the first input parameter to `JSON_TEXTCONTAINS()`.

ORA-40469: JSON path expression in JSON_TEXTCONTAINS() is invalid

Cause: A predicate or array position was used in JavaScript Object Notation (JSON) path expression.

Action: Do not use a predicate or array position in a JSON path expression.

ORA-40470: JSON_VALUE evaluated to multiple values

Cause: The provided JavaScript Object Notation (JSON) path expression selected more than one value.

Action: Correct the JSON path expression or use `JSON_QUERY`.

ORA-40471: selected value not JSON array or object

Cause: The selected value was not a JavaScript Object Notation (JSON) value. (object or array)

Action: Use `CAST AS ARRAY` to return this value.

ORA-40472: invalid escape in JSON data

Cause: The provided JavaScript Object Notation (JSON) data had an invalid escape sequence.

Action: Provide JSON data with corrected escape sequence.

ORA-40473: duplicate key names in JSON object

Cause: The provided JavaScript Object Notation (JSON) data had duplicate key names in one object.

Action: Provide JSON data with unique key names in each JSON object.

ORA-40474: invalid UTF-8 byte sequence in JSON data

Cause: The provided JavaScript Object Notation (JSON) data had an invalid UTF-8 byte sequence.

Action: Provide JSON data with corrected UTF-8 byte sequence or escape the characters.

ORA-40475: JSON data nested too many levels

Cause: The provided JavaScript Object Notation (JSON) data had too many levels of nesting.

Action: Provide JSON data with fewer levels of nesting.

ORA-40476: JSON key too long

Cause: The provided JavaScript Object Notation (JSON) data had a key which exceeds the maximum length.

Action: Provide JSON data with shorter key names.

ORA-40477: internal JSON error

Cause: There was an internal error in the JavaScript Object Notation (JSON) processing layer.

Action: None

ORA-40478: output value too large (maximum: *string*)

Cause: The provided JavaScript Object Notation (JSON) operator generated a result which exceeds the maximum length specified in the `RETURN` clause.

Action: Increase the maximum size of the data type in the RETURNING clause or use a CLOB or BLOB in the RETURNING clause.

ORA-40479: internal JSON serializer error

Cause: There was an internal error in the JavaScript Object Notation (JSON) serializer).

Action: None

ORA-40480: result cannot be returned without array wrapper

Cause: The JavaScript Object Notation (JSON) path expressions selected a value that can only be returned inside an array.

Action: Add WITH ARRAY WRAPPER to the JSON function.

ORA-40481: ASCII or PRETTY not supported for non-textual return data type

Cause: An attempt was made to pretty print or escape non-ASCII characters for a non-textual output of a JavaScript Object Notation (JSON) operation.

Action: Change return data type to VARCHAR2 or CLOB or remove the PRETTY or ASCII serialization option.

ORA-40482: JSON_TEXTCONTAINS() used outside predicate of WHERE clause

Cause: JSON_TEXTCONTAINS() was used outside of the predicate of a WHERE clause.

Action: Use JSON_TEXTCONTAINS() inside a predicate of a WHERE clause.

ORA-40483: incorrect search string to JSON_TEXTCONTAINS()

Cause: An incorrect search string to JSON_TEXTCONTAINS() was used.

Action: The search string to JSON_TEXTCONTAINS() needs to be a non-zero length compile time constant.

ORA-40484: invalid data type for JSON_TABLE column

Cause: A column in the provided JSON_TABLE had an unsupported data type.

Action: Provide a supported data type.

ORA-40485: keyword PRETTY not valid for this column

Cause: A JSON_TABLE column with JSON_VALUE semantics could not be pretty printed.

Action: Change column semantics to JSON_QUERY or remove the keyword PRETTY.

ORA-40486: array wrapper not valid for this column

Cause: A JSON_TABLE column with JSON_VALUE semantics could not have an array wrapper.

Action: Change column semantics to JSON_QUERY or remove the array wrapper.

ORA-40487: invalid usage of keyword EXISTS

Cause: A JSON_TABLE column with JSON_EXISTS semantics had invalid parameters.

Action: Remove the invalid keywords.

ORA-40488: invalid ON ERROR clause for column semantics

Cause: An ON ERROR clause was provided that was not valid for the selected column semantics.

Action: Change or remove the ON ERROR clause or change the column semantics.

ORA-40489: keyword ASCII not valid for this column

Cause: A JSON_TABLE column with JSON_VALUE semantics could not be pretty printed.

Action: Change column semantics to JSON_QUERY or remove keyword ASCII.

ORA-40490: COLUMNS clause required

Cause: The provided JSON_TABLE row source requires a COLUMNS clause.

Action: Provide a COLUMNS clause.

ORA-40491: invalid input data type for JSON_TABLE

Cause: The provided input to JSON_TABLE has an unsupported data type.

Action: Provide a (N)VARCHAR2, (N)CLOB, RAW, BLOB or BFILE input.

ORA-40492: invalid column definition in JSON_TABLE

Cause: A column definition inside JSON_TABLE was invalid.

Action: Correct the column definition.

ORA-40493: invalid option or parameter in JSON_TABLE

Cause: The provided JSON_TABLE definition contained one or more invalid options or parameters.

Action: Correct the JSON_TABLE definition.

ORA-40494: error during execution of JSON_TABLE

Cause: The provided JSON_TABLE definition could not be evaluated.

Action: Correct the JSON_TABLE definition.

ORA-40495: internal error in JSON_TABLE

Cause: The provided JSON_TABLE definition could not be evaluated.

Action: Contact Oracle Support Services.

ORA-40497: only one ordinality column permitted

Cause: The provided JSON_TABLE definition contained more than one ordinality column.

Action: Remove the ordinality column or columns from the JSON_TABLE definition.

ORA-40498: binary format requested for non-binary data type

Cause: The provided JSON format was binary but the input data type was not binary.

Action: Either change the format clause or use an input of binary data type.

ORA-40499: no format defined for binary data type

Cause: The provided JavaScript Object Notation (JSON) input was of binary type but a format was not defined.

Action: Define a format for binary input.

ORA-40501: cannot open an encrypted log file

Cause: An attempt was made to open a log file that has been encrypted for storage and management by the Oracle Availability Machine. Only the processes involved in shipping such a log to or from the Oracle Availability Machine can open the log.

Action: Allow the Oracle Availability Machine to manage the log file.

ORA-40504: file *string* created before last CREATE CONTROLFILE, could not proceed with recovery

Cause: An attempt at media recovery found that the data file already existed before the last CREATE CONTROLFILE statement was executed. The information needed for doing the media recovery was lost with the control file that existed when the data file was added to the database.

Action: Restore a more recent backup of the data file and retry the recovery.

ORA-40505: tablespace #*string* has been dropped

Cause: An attempt was made on the physical standby database to access the tablespace that was being dropped by Redo Apply. Note that the target tablespace was dropped on the primary database and the physical standby database was applying the redo that was generated at the primary database for the target tablespace drop.

Action: None

ORA-40507: The file header of data file *string* is corrupt. Automatic block repair is trying to fix the file header.

Cause: A corrupt data file header was encountered during a checkpoint.

Action: Run the query after the data file header is fixed by the automatic block repair.

ORA-40509: cursor compilation failed because *string*

Cause: Cursor compilation failed. Check the alert log for more details.

Action: Run the query again after fixing the condition that failed cursor compilation.

ORA-40551: internal BSON/JSON conversion error [*string*]

Cause: BSON/JSON conversion failed with internal error.

Action: Contact Oracle Support Services.

ORA-40552: invalid data type

Cause: The BSON/JSON converter was invoked with an invalid data type.

Action: Ensure that both the input and output is of data type BLOB.

ORA-40553: path expression with predicates not supported in this operation

Cause: A path expression with predicates was specified in a JavaScript Object Notation (JSON) operation that does not support predicates.

Action: Only JSON_EXISTS supports predicates.

ORA-40554: invalid input data type in PASSING clause

Cause: The specified PASSING clause had an unsupported data type.

Action: Use a supported data type in the PASSING clause.

ORA-40555: incorrect PASSING clause

Cause: The specified PASSING clause was invalid.

Action: Specify a valid passing clause.

ORA-40556: unsupported chaining of JSON_TABLE

Cause: The specified JSON_TABLES were chained.

Action: Use the NESTED PATH syntax for JSON_TABLE.

ORA-40557: cannot update a JSON value

Cause: An attempt was made to update a JavaScript Object Notation (JSON) value.

Action: Update the entire JSON object instead.

ORA-40558: package functions are unsupported below compatible 12.0.0.0.0

Cause: DBMS_SODA_ADMIN was used when the database was operating at a compatible setting lower than 12.0.0.0.0.

Action: Upgrade the database compatible setting to 12.0.0.0.0 or higher to enable the desired new features.

ORA-40559: one or more JSON objects exist that cannot be downgraded.

Cause: There were JavaScript Object Notation (JSON) objects in the database that were created in a release beyond the selected release for downgrade.

Action: Prior to downgrade, drop the JSON objects that cannot be downgraded to the selected release.

ORA-40560: JSON_TABLE nested path expressions not disjunct

Cause: The JSON_TABLE expression contained two or more nested path expressions that (partially or fully) selected the same fields.

Action: Correct or combine the nested path expressions so that they become disjunct.

ORA-40561: invalid path in JSON_TABLE nested path clause

Cause: The JSON_TABLE expression contained a nested path clause with an invalid path expression.

Action: Correct or remove the nested path expression.

ORA-40562: Conversion from GeoJSON to SDO_GEOMETRY failed.

Cause: The selected value could not be converted to a SDO_GEOMETRY object.

Action: Ensure that the path expression selects one valid GeoJSON value.

ORA-40563: default value not allowed for object types.

Cause: The error handler specified a default value and the returned data type was an object type. These cannot be combined.

Action: Change either the return type or choose 'NULL ON ERROR' or 'ERROR ON ERROR' as error handler.

ORA-40564: Invalid JSON specification.

Cause: The provided specification was invalid.

Action: Correct the specification parameter.

ORA-40565: JSON path expression did not select a value.

Cause: The JavaScript Object Notation (JSON) path expression did not select a value.

Action: Correct the JSON path expression.

ORA-40566: JSON path expression selected a value of different data type.

Cause: The JavaScript Object Notation (JSON) path expression selected a data type value different than the requested data type.

Action: Use another 'get-method' to retrieve the value selected by the JSON path expression.

ORA-40567: JSON patch operation failed.

Cause: The JavaScript Object Notation (JSON) patch operation failed.

Action: Correct the specification parameter.

ORA-40568: Cannot modify read-only target.

Cause: An attempt to modify a JavaScript Object Notation (JSON) structure failed because the structure cannot be modified.

Action: None

ORA-40569: Unimplemented JSON feature.

Cause: An attempt was made to execute an unimplemented JavaScript Object Notation (JSON) feature.

Action: None

ORA-40570: JSON conversion failed.

Cause: A conversion between a JavaScript Object Notation (JSON) value and another type failed.

Action: Check the type definition or the selected JSON value.

ORA-40571: JSON key name not found.

Cause: A key with the specified name was not found in the JavaScript Object Notation (JSON) data.

Action: Correct the key name.

ORA-40572: Invalid JSON array position.

Cause: An attempt was made to access an item inside a JavaScript Object Notation (JSON) array with a position that is either out of bounds or invalid.

Action: Correct the position value.

ORA-40573: Invalid use of PL/SQL JSON object type.

Cause: An attempt was made to use a PL/SQL JavaScript Object Notation (JSON) object type in an invalid context.

Action: Use PL/SQL JSON object types only inside PL/SQL.

ORA-40574: JSON operation on redacted column *string* not allowed.

Cause: An attempt was made to use a JavaScript Object Notation (JSON) operation on a column which has a redaction policy.

Action: Drop the redaction policy. Re-create redaction policy on a new view over the column if needed.

ORA-40576: Invalid use of bind variable in SQL/JSON path.

Cause: An attempt was made to bind a non-runtime constant to a bind variable in SQL/JSON path.

Action: Bind either compile time constant or runtime SQL bind variable value to a bind variable for SQL/JSON path.

ORA-40577: invalid key name

Cause: The provided key name was not valid.

Action: Provide a valid key name.

ORA-40578: invalid or non-existent array position

Cause: The provided array position was not valid or non-existent.

Action: Provide a valid array position or use the 'append' function to add new items to the array.

ORA-40581: package functions are unsupported below compatible *string*

Cause: The package was used with a database that was operating at a compatible setting lower than expected.

Action: Upgrade the database to a compatible setting that is the expected release or higher to enable the desired new features.

ORA-40582: cannot find a data guide-enabled context index

Cause: A data guide-enabled context index for the specified column in the specified table was not found.

Action: Ensure that the table and column exist, the column is a JavaScript Object Notation (JSON) column, and a data guide-enabled context index exists on the JSON column before invoking the procedure or function.

ORA-40583: view name or table name or JSON column name cannot be null

Cause: The view name or table name or JSON column name was null.

Action: Pass in a valid view name or table name or JavaScript Object Notation (JSON) column name to the function or procedure.

ORA-40584: JSON column *string* does not exist

Cause: The given table did not have a JavaScript Object Notation (JSON) column with the given name.

Action: Ensure that the table name and JSON column name are specified correctly.

ORA-40585: invalid frequency

Cause: The specified frequency was invalid.

Action: The range of frequency has to be 0 to 100.

ORA-40586: error occurred in the execution of *string*

Cause: An internal error occurred.

Action: This is an internal error. Contact Oracle Support Services.

ORA-40587: invalid JSON type

Cause: The specified JavaScript Object Notation (JSON) type was invalid.

Action: Ensure that the JSON type is specified correctly.

ORA-40588: invalid estimate percentage

Cause: The specified estimate percentage was invalid.

Action: The range of estimate percentage has to be 0.000001 to 100.

ORA-40589: path *string* does not exist

Cause: The specified path was not found.

Action: Ensure that the specified path exists.

ORA-40590: invalid format

Cause: The specified format was invalid.

Action: Ensure that the format is specified correctly.

ORA-40591: empty data guide on json column

Cause: No data has been inserted to the json column.

Action: Insert data or commit.

**ORA-40592: name conflicts were found during execution of DBMS_JSON.ADDVC:
*string***

Cause: An attempt was made to create virtual columns using an annotated Javascript Object Notation (JSON) data guide with the name of a column that already exists.

Action: Change the preferred name of the virtual column in the annotated Javascript Object Notation (JSON) data guide.

**ORA-40593: name conflicts were found during execution of
DBMS_JSON.CREATEVIEW: *string***

Cause: An attempt was made to create a view using an annotated Javascript Object Notation (JSON) data guide with the name of a column that already exists.

Action: Change the preferred name of the column in the annotated Javascript Object Notation (JSON) data guide.

ORA-40594: invalid data guide

Cause: The specified data guide was invalid.

Action: Ensure that the specified data guide follows data guide rules.

ORA-40595: Name input to JSON generation function cannot be null.

Cause: The name input given to the Javascript Object Notation (JSON) generation function was null.

Action: Ensure that the input has a valid value.

ORA-40596: error occurred in JSON processing *string*

Cause: An error occurred when evaluating the JavaScript Object Notation (JSON) operator.

Action: None

ORA-40597: JSON path expression syntax error ('*string*')*string*\nat position *string*

Cause: The specified JavaScript Object Notation (JSON) path expression had invalid syntax and could not be parsed.

Action: Specify JSON path expression with the correct syntax.

**ORA-40598: JSON path expression contained an invalid array index ('*string*')*string*
\nat position *string***

Cause: The specified JavaScript Object Notation (JSON) path expression contained an invalid array index.

Action: Specify a valid array index. The first element in the array has the index 0.

ORA-40599: IS JSON check constraint cannot be dropped.

Cause: IS JSON check constraint could not be dropped when there was a JSON search index created on the column.

Action: Drop the JSON search index first before dropping the IS JSON check constraint.

ORA-40620: total length of key names in JSON object too long

Cause: The length of all the key names combined exceeded the maximum length permitted for a JavaScript Object Notation (JSON) object.

Action: Use fewer keys or shorter key names.

ORA-40621: Collection create mode *string* is not supported.

Cause: An invalid collection create mode was specified.

Action: Use a valid collection create mode.

ORA-40622: Creating a collection backed by view or package in "NEW" mode is not allowed.

Cause: Creating a collection backed by view or package in NEW mode was not allowed.

Action: Do not specify a view or package when creating the collection in NEW create mode, or specify a create mode that supports view or package-based collections.

ORA-40623: The table intended to back the collection does not exist.

Cause: The table intended to back the collection did not exist.

Action: Ensure that the table intended to back the collection exists.

ORA-40624: Columns of the mapped table backing the collection do not match collection metadata.

Cause: The columns of mapped table backing the collection did not match the collection metadata.

Action: Ensure that the columns of the table backing the collection match their description in collection metadata.

ORA-40625: The view intended to back the collection does not exist.

Cause: The view intended to back the collection did not exist.

Action: Ensure that the view intended to back the collection exists.

ORA-40626: The table or view underlying the collection cannot be dropped.

Cause: The table or the view underlying the collection could not be dropped. There could be uncommitted writes to the collection.

Action: Ensure that all writes to the collection are committed.

ORA-40627: Columns of the mapped view backing the collection do not match collection metadata.

Cause: The columns of mapped view backing the collection did not match the collection metadata.

Action: Ensure that the columns of the view backing the collection match their description in collection metadata.

ORA-40628: Projection specification is not valid JSON

Cause: Projection specification was not expressed in valid JSON.

Action: Ensure that projection specification is expressed in valid JSON.

ORA-40629: Patch specification is not valid JSON

Cause: Patch specification was not expressed in valid JSON.

Action: Ensure that patch specification is expressed in valid JSON.

ORA-40630: Versioning method '*string*' is not valid.

Cause: The specified versioning method was not valid.

Action: Specify a valid versioning method.

ORA-40631: The last-modified column index can only be set when the last-modified column name is set.

Cause: The last-modified column index was specified without setting the last-modified column name.

Action: Specify the last-modified column name if the last-modified column index is required.

ORA-40632: Key column length value cannot be less than 0.

Cause: The specified key column length value was less than 0.

Action: If the key column length value is specified, then ensure that it is greater than 0.

ORA-40633: When using GUID or UUID to assign character type key values, the key column length must be 32 bytes or greater.

Cause: The specified key column length for a GUID or UUID character type key value was less than 32 bytes.

Action: Ensure that the specified key column length for a GUID or UUID character type key value is 32 bytes or greater.'

ORA-40634: Key assignment method '*string*' is not valid.

Cause: The specified key assignment method was not valid.

Action: Specify a valid key assignment method.

ORA-40635: If the key assignment method is 'SEQUENCE', a key column sequence name must be specified.

Cause: The key assignment method 'SEQUENCE' was specified, but the key column sequence name was not set.

Action: If the key assignment method is 'SEQUENCE', ensure that the key column sequence name is set.

ORA-40636: Content column type '*string*' is not valid.

Cause: The specified content column type was not valid.

Action: Specify a valid content column type.

ORA-40637: Content column maximum length value cannot be less than 0.

Cause: The specified content column maximum length value was less than 0.

Action: Specify a content column maximum length value greater than 0.

ORA-40638: Content column validation mode '*string*' is not valid.

Cause: The specified content column validation mode was not valid.

Action: Specify a valid content column validation mode.

ORA-40639: Content column compress setting '*string*' is not valid.

Cause: The specified content column compress setting was not valid.

Action: Specify a valid content column compress setting.

ORA-40640: Content column LOB cache setting '*string*' is not valid (must be 'true' or 'false').

Cause: The specified content column LOB cache setting was not valid.

Action: Specify a valid content column LOB cache setting.

ORA-40641: Content column LOB encrypt setting '*string*' is not valid.

Cause: The specified content column LOB encrypt setting was not valid.

Action: Specify a valid content column LOB encrypt setting.

ORA-40642: The collection cannot have a media type column unless the content column type is BLOB.

Cause: The content column type was set to a type other than Binary Large Object (BLOB), and the media type column was requested.

Action: If the media type column is requested, set the content column type to BLOB.

ORA-40643: INITIAL storage clause parameter value cannot be less than 0.

Cause: The specified INITIAL storage clause parameter value was not valid.

Action: Specify a valid INITIAL storage clause parameter value.

ORA-40644: PCTINCREASE storage clause parameter value cannot be less than 0.

Cause: The specified PCTINCREASE storage clause parameter value was not valid.

Action: Specify a valid PCTINCREASE storage clause parameter value.

ORA-40645: If the key column sequence name was specified, the key column assignment method must be set to 'SEQUENCE'.

Cause: The key column sequence name was specified, but the key column assignment method was not 'SEQUENCE'.

Action: If the key column sequence name is specified, ensure that the key column assignment method is 'SEQUENCE'.

ORA-40646: SecureFile LOB settings cannot be used when the content column type is '*string*'.

Cause: SecureFile LOB settings were specified, but the content column was not of LOB type.

Action: If SecureFile LOB settings are specified, ensure that the content column is of LOB type.

ORA-40647: A non-zero content column maximum length cannot be set for LOB content types.

Cause: A non-zero content column maximum length was specified, but the content column was of a LOB type.

Action: If non-zero content column maximum length is specified, ensure that the content column is not of a LOB type.

ORA-40648: Versioning method other than 'NONE' can only be specified if version column name is specified.

Cause: Versioning method other than 'NONE' was specified, but the version column name was not specified.

Action: If a versioning method other than 'NONE' is specified, ensure that the version column name is set.

ORA-40649: Key column maximum length cannot be greater than 255 bytes.
Cause: A key column maximum length value greater than 255 bytes was specified.
Action: Ensure that the key column maximum length value is not greater than 255 bytes.

ORA-40650: The specified key column type cannot be used with a maximum length.
Cause: A key column type that does not support maximum length was specified.
Action: Ensure that if a key column maximum length is set, the key column type supports a maximum length setting.

ORA-40651: Key column type 'string' is not valid.
Cause: The specified key column type was not valid.
Action: Specify a valid key column type.

ORA-40652: Read-only setting is not valid (must be 'true' or 'false').
Cause: The specified read-only setting was not valid.
Action: Specify a valid read-only setting.

ORA-40653: Spatial data type MDSYS.SDO_GEOMETRY not found.
Cause: The spatial data type MDSYS.SDO_GEOMETRY could not be found.
Action: Create data type MDSYS.SDO_GEOMETRY by installing Oracle Spatial and Graph or Oracle Locator.

ORA-40654: Input to JSON generation function has unsupported data type.
Cause: An input parameter to the JavaScript Object Notation (JSON) generation function had a data type that is not supported.
Action: Use the correct input or a conversion function to convert the input to a supported data type.

ORA-40655: no PASSING clause specified
Cause: The PASSING clause was not specified for the bind variables in the query.
Action: Add a PASSING clause to specify the values for bind variables.

ORA-40656: Variable in JSON path expression has no value in PASSING clause.
Cause: The JavaScript Object Notation (JSON) path expression contained a variable name that had no corresponding value in the external PASSING clause.
Action: Add a variable to the external PASSING clause and ensure that the names match.

ORA-40657: Variable in PASSING clause has no name.
Cause: The expression provided in the PASSING clause had no name.
Action: Name the expression in the PASSING clause.



ORA-41001 to ORA-42904

ORA-41001: session id list not specified

Cause: An attempt to migrate was made, which failed because the session id list specified was null.

Action: Check the session id list, and try again with a valid value.

ORA-41002: destination instance not specified

Cause: An attempt to migrate was made, which failed because the destination instance specified was null.

Action: Check the destination instance , and try again with a valid value.

ORA-41003: client id not specified

Cause: An attempt to migrate was made, which failed because the client id specified was null.

Action: Check the client id, and try again with a valid value.

ORA-41004: percentage not specified

Cause: An attempt to migrate was made, which failed because the percentage specified was null.

Action: Check the percentage, and try again with a valid value.

ORA-41005: session id list not specified

Cause: An attempt to cancel migration was made, which failed because the session id list specified was null.

Action: Check the session id list, and try again with a valid value.

ORA-41006: session id not specified

Cause: An attempt to get migration status was made, which failed because the session id specified was null.

Action: Check the session id, and try again with a valid value.

ORA-41007: sid field is null

Cause: A session id instance passed into a dbms_tsm procedure or function had a null sid field.

Action: Check the session id, and try again with a valid value.

ORA-41008: serial# field is null

Cause: A session id instance passed into a dbms_tsm procedure or function had a null serial# field.

Action: Check the session id, and try again with a valid value.

ORA-41009: Session with session number *string*, serial number *string* does not exist

Cause: An attempt to migrate was made, which failed because of invalid session number and/or serial number.

Action: Check the session number and serial number and try again.

ORA-41010: No more memory to hold connection state information

Cause: An attempt to reference more connections than configured

Action: Check the connection information and try again.

ORA-41011: Operation failed for session id *string*, serial number *string*

Cause: An migration related operation failed because of contention between sessions.

Action: Check the additional error codes for more information, and retry operation later.

ORA-41012: Migration not allowed for session number *string*, serial number *string*

Cause: An attempt to migrate was made, which failed because the session specified cannot be migrated.

Action: Check the session number and serial number and try again.

ORA-41013: instance name not specified

Cause: An attempt to migrate was made, which failed because the instance name specified was null.

Action: Check the instance name, and try again with a valid value.

ORA-41014: Session number *string*, serial number *string* currently being migrated

Cause: An attempt to migrate was made, which failed because the session specified is currently being migrated.

Action: Check the session number and serial number and try again.

ORA-41015: destination connect string not specified

Cause: A migration attempt was made, which failed because the connect string specified was null.

Action: Check the connect string and try again.

ORA-41016: Session recreation failed

Cause: Session recreation failed at the destination instance.

Action: Check session state and try migration again

ORA-41017: Session prepare failed for session number *string*, serial number *string*

Cause: A migration attempt was made, which failed because session prepare failed.

Action: Retry migration again after checking all arguments.

ORA-41019: Session begin at the destination instance failed

Cause: Session begin failed at the destination instance because the shadow connection could not be established.

Action: Check the connect string and try beginning the session again.

ORA-41020: invalid value "*string*" specified for parameter "*string*"

Cause: An invalid value was specified for the the given parameter.

Action: Correct the value being specified for the parameter.

ORA-41021: OCI error during transparent session migration

Cause: An OCI operation failed during transparent session migration.

Action: Check the OCI error signalled, and take corrective action.

ORA-41022: instance name not specified

Cause: An attempt to recover after instance death was made, which failed because the instance name specified was null.

Action: Check the instance name, and try again with a valid value.

ORA-41023: death time not specified

Cause: An attempt to recover after instance death was made, which failed because the death time specified was null.

Action: Check the death time, and try again with a valid value.

ORA-41024: Cursor needs to be parsed again

Cause: An SQL operation failed because the cursor state was lost.

Action: Reissue all operations starting from parse.

ORA-41025: sid field *string* is invalid

Cause: A session id instance passed into a dbms_tsm procedure or function had an invalid sid field.

Action: Check the session id, and try again with a valid value.

ORA-41026: serial# field *string* is invalid

Cause: A session id instance passed into a dbms_tsm procedure or function had an invalid serial# field.

Action: Check the serial#, and try again with a valid value.

ORA-41027: Error status *string* during OCI operation at *string*

Cause: An OCI operation failed during transparent session migration.

Action: Check the OCI error signalled, and take corrective action.

ORA-41028: Session id not specified

Cause: An attempt to migrate was made, which failed during migration because the session id specified by the client was null.

Action: Check the session id, and try again with a valid value.

ORA-41029: Destination session id not specified for sid *string* serial# *string*

Cause: An attempt to migrate was made, which failed during migration because the destination session id specified by the client was null.

Action: Check the session id, and try again with a valid value.

ORA-41030: Session id not specified

Cause: An attempt to migrate was made, which failed during migration because the session id specified by the client was null.

Action: Check the session id, and try again with a valid value.

ORA-41031: Destination session key not specified for sid *string* serial# *string*

Cause: An attempt to migrate was made, which failed during migration because the destination session key specified by the client was null.

Action: Check the session id, and try again with a valid value.

ORA-41100: Oracle Cluster Registry operation failed with event *string*.

Cause: The Portable Clusterware/Oracle Cluster Registry stack returned an error.

Action: Check if the Portable Clusterware stack is properly brought up.

ORA-41101: The database: *string* has already been designated as Cluster Director.

Cause: An attempt was made to designate multiple databases as the Cluster Director.

Action: Undesignate the existing Cluster Director before Designating a new one.

ORA-41102: No database has currently been designated as Cluster Director.

Cause: An attempt was made to query/undesignate a Cluster Director when no database has been designated as Cluster Director.

Action: n/a

ORA-41103: Only the designated Cluster Director: *string* can undesignate itself.

Cause: An attempt was made to undesignate the current Cluster Director by a database that is not the Cluster Director.

Action: Login to the currently designated Cluster Director to perform the undesignation.

ORA-41104: The database: *string* is the Cluster Director.

Cause: An attempt was made to control the Cluster Director on a database that is not the Cluster Director.

Action: Log in to the currently designated Cluster Director to perform the control operation.

ORA-41105: The Cluster Director is not stopped.

Cause: An attempt was made to control the Cluster Director before the Cluster Director was stopped.

Action: Use `dbms_cluster_director.stop` to stop the Cluster Director and retry the control operation.

ORA-41106: invalid argument *string*: value is null

Cause: An attempt to read the scan hostname or port failed

Action: Verify pcw is running and scan is configured. Run `grdcsan read_config` to verify or `grdcsan set_config host:port` to set scan name and port.

ORA-41107: invalid argument: service *string* cannot be found

Cause: The program attempted to access a nonexistent or deleted service.

Action: Check to make sure the service has been properly created.

ORA-41108: Posting system alert with reason_id *string* failed with code [*string*] [*string*]

Cause: Internal Error: An attempt to post a system alert failed.

Action: If this condition repeats, please contact Oracle Support.

ORA-41109: Updating system alert with reason_id *string* failed; previous alert not found

Cause: System Error: An attempt to update a system alert failed. The alert was improperly cleared from `WRI$_ALERT_OUTSTANDING`.

Action: Do not delete from `WRI$_ALERT_OUTSTANDING`. If this condition repeats, please contact Oracle Support.

ORA-41110: The Director has blocked this instance. Cannot start [*string*]

Cause: An attempt to start services on an instance that will be shutdown

Action: Start the services on another available instance

ORA-41201: Session state not capturable due to reason (*string*, *string*)

Cause: Session state capture was initiated when session state could not be captured.

Action: Check session state status and make sure session state can be captured.

ORA-41202: Session state capture or restore failed

Cause: Capture or restore operation failed.

Action: Check session state status and failure reason for details.

ORA-41203: Invalid session state operation

Cause: Invalid session state operation was issued.

Action: Check if session status was valid for the current operation.

ORA-41204: Session capture in progress

Cause: Session state capture was initiated and could not perform the requested operation.

Action: Wait for the current capture to complete or abort it.

ORA-41205: Invalid parameter for session state capture or restore

Cause: Invalid parameter was passed to session state capture or restore interface.

Action: Correct the invalid parameter(s).

ORA-41206: Session capture or restore internal error KPCSFR-*string*

Cause: Internal operation error was encountered.

Action: Turn on related trace for details and report it as a bug.

ORA-41207: Cannot restore session state due to reason (*string*, *string*)

Cause: Session state restore was initiated when session was not ready for state restore.

Action: Restore session state immediately after logging into a session or perform necessary operations to make the session ready for restore; for example, commit current transaction, or close BFiles.

ORA-41208: OCI error during session state capture and restore

Cause: An OCI operation failed during an internal operation of session state capture and restore.

Action: Check the OCI error signaled and take corrective action.

ORA-41209: OCI operation failed at *string* due to ORA-*string*

Cause: An OCI operation failed during an internal operation of session state capture and restore.

Action: Check the OCI error signaled and take corrective action.

ORA-41210: Failed to resolve session state directory object

Cause: Session state directory object passed to capture or restore was incorrect.

Action: Verify session state directory object and retry.

ORA-41211: Failed to insert capture or restore record

Cause: An error occurred while capture or restore record was being stored into the database.

Action: Check the error signaled and take corrective action.

ORA-41251: Failed to restore session state from a file (error code *number*)

Cause: Session state file may be corrupted.

Action: Ensure that the file is a session state file.

ORA-41252: Failed to switch to new session in SSCR

Cause: This is the generic internal error number for the SSCR exceptions. This indicates that the SSCR has encountered an exceptional condition.

Action: Report as a bug.

ORA-41253: Failed to access session state file

Cause: An error was encountered while reading from or writing to session state capture file.

Action: Check the error stack for the actual error number and turn on tracing if necessary.

ORA-41254: Invalid session state file: *string*

Cause: An invalid session state file was used in session state restore operation.

Action: Check if the session state file is a valid file created by session capture.

ORA-41255: Package not supported: *string*

Cause: The specified package is not supported.

Action: Do not call the package functions and procedures.

ORA-41300: File driver is not initialized

Cause: An attempt was made to operate on the uninitialized file driver.

Action: Initialize the file driver using the OCIServerAttach function.

ORA-41301: failed to write data to file

Cause: You may not have sufficient privileges or quotas for this action.

Action: Ensure that you have sufficient privileges and quotas for this action.

ORA-41302: failed to read data from file

Cause: The file may not exist or you do not have privileges for this action.

Action: Ensure that the file exists and that you have sufficient privileges for this action.

ORA-41303: Received partial data from file

Cause: This is the generic internal error number for file driver exceptions. This indicated that file driver encountered an exception condition.

Action: Report as a bug.

ORA-41304: Failed to connect to file driver

Cause: The connect string may be incorrect.

Action: Ensure that the connect string is correct.

ORA-41305: Failed to open file

Cause: You may not have sufficient privileges for this action.

Action: Ensure that the file exists and that you have sufficient privileges for this action.

ORA-41400: Bind character set (*string*) does not match database character set (*string*)

Cause: In this recursive OCI call, the bind character set was different from the current database character set. This is usually caused by database character set change.

Action: Be sure to obtain bind data in database character set and do rebind in the current environment.

ORA-41401: Define character set (*string*) does not match database character set (*string*)

Cause: In this recursive OCI call, the define character set was different from the current database character set. This is usually caused by database character set change.

Action: Be sure to do redefine in the current environment.

ORA-41402: SCNs not valid after failover; failover cannot continue

Cause: The Oracle server process failed and replay was initiated.

Action: Resubmit the request.

ORA-41403: failed over to older server; failover cannot continue (*string*, *string*, *string*)

Cause: Failover replay was enabled for a service in which some standby databases were older than the original server and could not replay work from the original server.

Action: Disable replay on the service, or upgrade your databases to compatible versions.

ORA-41404: invalid replay context

Cause: Application continuity protocol was violated.

Action: Contact Oracle Support Services.

ORA-41405: Failed over to older server; failover cannot continue (*string*, *string*).

Cause: Failover replay was enabled for a service in which some standby databases were older than the original server and could not replay work from the original server.

Action: Disable replay on the service, or upgrade your databases to compatible versions.

ORA-41407: SQL command not supported for replay; replay disabled

Cause: Application replay encountered a command that was not supported for replay, and so replay was disabled.

Action: Use a service without replay for this operation.

ORA-41408: embedded COMMIT in last call; failover cannot continue

Cause: The Oracle server process failed after committing a transaction but COMMIT was embedded in a stored procedure and it cannot be guaranteed that the stored procedure finished. Failover cannot continue.

Action: User may resubmit request.

ORA-41409: cannot replay committed transaction; failover cannot continue

Cause: The Oracle server process failed after committing a transaction in the current request. The transaction cannot be replayed, so the current request cannot be replayed and session state cannot be restored. Failover cannot continue.

Action: User may resubmit request.

ORA-41410: call committed a transaction and started a new transaction; failover cannot continue

Cause: The Oracle server process failed after committing a transaction in the current request. One call that committed a transaction, and thus cannot be replayed, also started a new transaction. Since that call cannot be replayed, the new transaction cannot be restored. Failover cannot continue.

Action: Resubmit, and consider restructuring application to not start a transaction in the same call after committing a transaction.

ORA-41411: too many round trips in request; replay disabled

Cause: The Oracle server process failed after executing a request with more than 65535 round trips, so replay of the request is not possible.

Action: Resubmit, and consider partitioning application calls into more requests with fewer round trips.

ORA-41412: results changed during replay; failover cannot continue

Cause: The Oracle server process failed and replay was initiated. However, results of the replay differed from the original execution. Failover cannot continue.

Action: User may resubmit request.

ORA-41413: too much data in call capture; replay disabled

Cause: The Oracle server process failed after executing a request with a complicated call whose capture had too much data, therefore, replaying of the request was not possible.

Action: Resubmit and partition the application calls into more requests with fewer round trips.

ORA-41414: could not allocate memory for call capture; replay disabled

Cause: The Oracle server process failed after executing a request with a memory allocation failure during capture, therefore, replaying of the request was not possible.

Action: Resubmit and partition the application calls into more requests with fewer round trips.

ORA-41415: duplicate or conflicting KEEP or NOKEEP specifications

Cause: Duplicate KEEP or NOKEEP was specified, or both KEEP and NOKEEP were specified.

Action: Remove the duplicate or conflicting specification.

ORA-41417: invalid use of DBMS_APP_CONT_PRIVT: [string] [string] [mode=string] [string] [string] [string] [string] [string]

Cause: Application continuity protocol was violated.

Action: Contact Oracle Support Services.

ORA-41418: Replay context is corrupt. Reason: [string], [string], [string], [string]

Cause: The replay context was not valid.

Action: Check your network configuration and hardware.

ORA-41420: block size cannot be zero

Cause: The block size sent by remote server was zero.

Action: Specify a valid block size as documented in the Oracle Database Administration Guide when creating data files. If displayed as an error, this represents a DBMS_FILE_TRANSFER protocol violation which should be reported to Oracle Support Services.

ORA-41421: database request ended

Cause: The application ended its database request or released the connection to the connection pool, thereby disabling replay mode.

Action: Resubmit the request.

ORA-41422: unsupported use of an incoming database link connection from a background, JOBQ slave or PQ slave

Cause: A background, JOBQ slave or PQ slave attempted to use an incoming database link connection and such usage is not supported.

Action: Contact Oracle Support Services.

ORA-41601: invalid property for the rule class

Cause: An invalid property was specified for the rule class.

Action: Correct the rule class properties and try again.

ORA-41602: insufficient privileges

Cause: The user does not have required privileges on the object.

Action: Obtain the required privileges and try again.

ORA-41603: invalid privilege type

Cause: An attempt was made to grant an invalid privilege on a rule class.

Action: Correct the privilege name and try again.

ORA-41604: cannot revoke a privilege that was not granted

Cause: An attempt was made to revoke a privilege that was never granted.

Action: None

ORA-41605: schema extended name not allowed: string

Cause: An attempt was made to specify a schema extended name for an event structure, a rule class, or an action call-back procedure.

Action: Specify the object name with out a schema extension.

ORA-41606: rule class name already used by an existing object

Cause: An attempt was made to create a rule class with a name that is already used by an existing object.

Action: Specify a different name for the rule class and try again.

ORA-41607: rule class creation failed with string

Cause: rule class creation failed with a recursive error.

Action: Correct the rule class specification and try again.

ORA-41608: rule class does not exist

Cause: An attempt was made to access a rule class that does not exist or is not accessible.

Action: Correct the rule class name and try again.

ORA-41609: invalid name for the rule class

Cause: An invalid name was specified for the rule class.

Action: Correct the rule class name and try again.

ORA-41610: callback procedure name already used for an existing object

Cause: An attempt was made to create a callback procedure with a name that is already used for an existing object.

Action: Choose another name for the callback procedure.

ORA-41611: rule identifier "*string*" not unique in the rule class

Cause: An attempt was made to use a duplicate rule identifier.

Action: Choose a unique identifier for the rule and try again.

ORA-41612: scalar values expected for action preferences

Cause: Incorrect values were specified for the action preferences.

Action: Correct the action preferences values and try again.

ORA-41613: invalid action preference for rule class: *string*

Cause: An attempt was made to use an invalid action preference.

Action: Correct the input and try again.

ORA-41614: missing action preference value

Cause: Values for one or more action preferences were not specified.

Action: Specify values for all relevant action preferences.

ORA-41615: too many values in action preference list

Cause: Too many entries were specified in the action preference values list. The action preference values list should not have more entries than the action preference names list.

Action: Correct the input and try again.

ORA-41616: rule class's action callback procedure may have errors

Cause: The operation failed because the action callback procedure associated with the rule class has compilation errors.

Action: Recompile the action callback procedure and try the operation again.

ORA-41617: action preference name "*string*" collides with an event attribute name

Cause: An attempt was made to create an action preference with the same name as an attribute in the event structure.

Action: Choose a different name for action preference and try again.

ORA-41618: specified rule does not exist

Cause: Invalid rule identifier was used to operate on a rule definition.

Action: Use a valid rule identifier.

ORA-41619: rule manager feature currently not supported

Cause: An attempt was made to use a rule manager feature that is currently not supported.

Action: No action necessary. This is an informational message only.

ORA-41620: invalid ordering property for the rule class

Cause: An attempt was made to specify an invalid ordering property for the rule class.

Action: Make sure that the attributes listed in the ordering property are all part of the rule class/event structure definition with appropriate extended names.

ORA-41621: error in ordering property :string

Cause: An attempt was made to specify an invalid ordering property for the rule class.

Action: Make sure that the attributes listed in the ordering property are all part of the rule class/event structure definition with appropriate extended names.

ORA-41622: invalid primitive event object in rule class properties : string

Cause: In the rule class properties, the name used for one or the primitive event objects was not found in the corresponding composite event structure.

Action: Correct the name of the primitive event object in the rule class properties and try again.

ORA-41623: conflicting values for autocommit and duration properties

Cause: An attempt was made to create a rule class with autocommit enabled when the duration of events is set to TRANSACTION.

Action: Turn autocommit off or choose a different duration policy.

ORA-41624: invalid duration policy for primitive object in a composite event

Cause: An attempt was made to specify a SESSION or TRANSACTION duration policy for the primitive objects.

Action: Correct the rule class properties and try again.

ORA-41625: event structure string does not exist

Cause: The object type that represents the event structure was not created in the user's schema.

Action: Create the object type with the event structure's name and try again.

ORA-41626: invalid XML element "string" in rule class properties

Cause: An invalid XML element was used in the properties specification for the rule class.

Action: Use the correct (case-sensitive) tags in the properties.

ORA-41627: event structure object type in inconsistent state

Cause: The object type specified for the event structure was in an inconsistent state.

Action: Fix the object type and try again.

ORA-41628: invalid usage of "string" attribute in "string" element

Cause: An invalid or unsupported XML attribute was used in the rule class properties.

Action: Use the correct (case-sensitive) tags in the properties.

ORA-41629: event structure for simple events cannot be reused for composite events

Cause: An attempt was made to reuse an object type (event structure) for composite events when it is already configured for simple events.

Action: Drop the attribute set associated with the object and try again.

ORA-41630: invalid value for "*string*" attribute in the rule class properties

Cause: An invalid value was specified for an attribute in the rule class properties.

Action: Correct the value and try again.

ORA-41631: invalid text node or child element for "*string*" element in properties

Cause: An attempt was made to specify a child element or a text node in invalid position in the rule class properties specification.

Action: Correct the rule class properties and try again.

ORA-41632: invalid value for the "*string*" attribute

Cause: An attempt was made to assign an invalid value for an attribute in the rule class properties.

Action: See the documentation.

ORA-41633: specified rule class configuration not supported: "*string*"

Cause: An attempt was made to use an unsupported configuration for the rule class.

Action: Remove the specified tag in the properties and try again.

ORA-41634: invalid duration specification in rule properties: "*string*"

Cause: Invalid value was specified for the duration attribute in the rule class properties.

Action: Correct the value and try again.

ORA-41635: invalid unit of time used in duration specification

Cause: An attempt was made to use an invalid unit of time for the rule class's duration specification. Valid units are : minutes, hours, and days.

Action: Correct the duration specification and try again.

ORA-41636: invalid duration specification at the primitive event level

Cause: An attempt was made to specify a duration policy for the primitive events when the composite event was configured with TRANSACTION or SESSION duration policy.

Action: Correct the rule class properties and try again.

ORA-41637: missing primitive event name

Cause: The name attribute of the object element in the rule class properties was not specified. This is a required value.

Action: Specify the name of the primitive event and try again.

ORA-41638: invalid attribute for "*string*" element in rule condition

Cause: An attempt was made to specify an invalid attribute for an XML element in the rule condition.

Action: Correct the rule condition and try again.

ORA-41639: invalid child node in "string" element

Cause: An attempt was made to specify an invalid child element or text node for an XML element in the rule condition.

Action: Correct the rule condition and try again.

ORA-41640: invalid element "string" in the rule condition

Cause: An attempt was made to use an invalid element or a valid element in invalid position in the rule condition.

Action: Correct the rule condition and try again.

ORA-41641: invalid or empty rule condition

Cause: An attempt was made to specify an invalid or empty rule condition.

Action: Correct the input and try again.

ORA-41642: Missing "string" element in the rule condition

Cause: The rule condition was specified without a required element.

Action: Correct the rule condition and try again.

ORA-41643: invalid attribute for the "string" element in the rule condition

Cause: An attempt was made to specify an invalid attribute for an element in the rule condition.

Action: Correct the rule condition and try again.

ORA-41644: invalid use of "string" attribute in rule condition

Cause: An attempt was made to specify an invalid attribute for an element in the rule condition.

Action: Correct the rule condition and try again.

ORA-41645: duplicate tag "string" in rule condition

Cause: An attempt was made to specify the same XML tag in more than one positions within a single rule condition.

Action: Remove the duplicate reference to the tag and try again.

ORA-41646: missing "string" attribute for "string" element in the rule condition

Cause: One of the required attributes was not specified in the rule condition.

Action: Correct the rule condition and try again.

ORA-41647: negation not allowed in rule conditions with "any" semantics

Cause: An attempt was made to specify a "not" element within an "any" element in the rule condition.

Action: Correct the rule condition and try again.

ORA-41648: invalid sequence of child elements in "string" element

Cause: An attempt was made to specify an invalid sequence of elements within a parent element.

Action: Correct the rule condition and try again.

ORA-41649: invalid rule condition for a rule class involving composite events

Cause: An attempt was made to add an invalid rule condition to a rule set defined for composite events.

Action: Correct the input and try again.

ORA-41650: invalid composite event structure

Cause: A composite event structure may only have attributes that are either table aliases or of an object type that is defined in the owner's schema.

Action: Ensure that the event structure has no scalar attributes and all the embedded types in it are defined in the owner's schema.

ORA-41651: Event structure object type has one or more dependent objects

Cause: An attempt was made to configure an object type that has one or more dependents as a event structure. The object type cannot be modified due to the dependent objects.

Action: Create a new object type for the event structure and try again.

ORA-41652: invalid value for the equal attribute in the rule condition

Cause: An invalid value is assigned to the equal attribute in the rule condition.

Action: Correct the input and try again.

ORA-41653: inconsistent value for the "count" attribute of the "any" element

Cause: The value specified for the "count" attribute of the "any" element is greater than or equal to the the number of primitive events appearing in the rule condition.

Action: Specify a smaller value for the "any" element's "count" attribute.

ORA-41654: insufficient number of primitive events for the use of "sequence"

Cause: An attempt was made to use "sequence" attribute when there is an insufficient number of primitive events in the rule conditions.

Action: Remove the sequence specification.

ORA-41655: rule condition construct not supported: *string*

Cause: An attempt was made to use a rule condition construct that is not supported in the current release.

Action: Modify the rule condition.

ORA-41656: insufficient number of child elements in "*string*" element.

Cause: An attempt was made to use fewer than two elements within an "and" or "notany" element.

Action: Specify at least two elements within the parent element.

ORA-41657: rule class internal objects cannot be dropped

Cause: An attempt was made to drop an internal object that is required for a rule class.

Action: Drop the rule class associated with this object.

ORA-41658: invalid value for the "count" attribute in the "any" element

Cause: An invalid value is assigned to the count attribute in the rule condition. The values should be a positive integer that is smaller than the number of object elements within the "any" element.

Action: Correct the input and try again.

ORA-41659: invalid primitive event "*string*" for the rule class

Cause: An attempt was made to use an invalid primitive event in a rule condition.

Action: Correct the input and try again.

ORA-41660: ordering property for the rule class is too long

Cause: An attempt was made to configure the rule class with an ordering property that is longer than 240 characters.

Action: Correct the input and try again.

ORA-41661: the system generated rule class package has errors

Cause: An attempt was made to use a rule class configuration that was not supported.

Action: File a bug.

ORA-41662: number of primitive events in the composite event exceeds maximum limit

Cause: An attempt was made to create a composite event structure with more than 32 primitive events.

Action: Use a composite event that consists of fewer primitive events.

ORA-41663: invalid use of "equal" or "sequence" attribute with a single event

Cause: An attempt was made to use "equal" or "sequence" attribute when the "count" attribute in a rule condition with "any" semantics is set to 1.

Action: Remove the "equal" and "sequence" specifications.

ORA-41664: invalid consumption policy for the primitive event

Cause: An attempt was made to use EXCLUSIVE consumption policy for a primitive event when the composite event is configured for RULE consumption policy.

Action: Correct the rule class properties and try again.

ORA-41665: conflicting values for duration, consumption, and autocommit policies

Cause: An attempt was made to use an EXCLUSIVE consumption policy with no autocommit and a duration other than TRANSACTION or SESSION.

Action: Modify the rule class properties and try again. Autocommit should be set to YES when the consumption policy is EXCLUSIVE.

ORA-41666: XML schema validation failed when validating against *string*

Cause: The user input has undefined element or attribute according to the provided XML schema definition.

Action: Correct the user inputs and try again.

ORA-41667: rule class results view name already used for an existing object

Cause: An attempt was made to use a duplicate name for the rule class results view.

Action: Use a different name for the rule class results view.

ORA-41668: invalid operation for the rule class

Cause: An attempt was made to use an invalid operation for the rule class.

Action: No action necessary. This is an informational message only.

ORA-41669: invalid list of primitive event identifiers

Cause: An attempt was made to pass an empty list of primitive event identifiers to the CONSUME_PRIM_EVENTS API.

Action: Correct the input and try again.

ORA-41670: duplicate or invalid event name in equal specification

Cause: An attempt was made to specify a duplicate or invalid primitive event for the rule class's equal property.

Action: Correct the input and try again.

ORA-41671: duplicate table names in the event structure with table aliases

Cause: The table used for an event structure has the same name as another table or a primitive event type in the event structure.

Action: Use an event structure with distinct table names for table aliases.

ORA-41672: invalid rowid passed in for "string" table

Cause: An attempt was made to pass a NULL or invalid rowid for a table in the event structure.

Action: Correct the input and try again.

ORA-41673: sequence attribute not allowed in rule conditions using table aliases

Cause: An attempt was made to use sequence attribute in a rule condition that is defined using table aliases. Sequence usage is not permitted for the lack of timestamp attribute.

Action: Correct the input and try again.

ORA-41674: dmlevents policy allowed only for event structures with table aliases

Cause: An attempt was made to use the dmlevents policy for an event structure with no table alias constructs.

Action: Correct the rule class properties and try again.

ORA-41675: schema for data tables does not match that of the rule class

Cause: An attempt was made to use the dmlevents policy for a rule class that refers to table residing in different schema. To use the dmlevents policy, the table associated with table aliases in the event structure and the rule class should exist in the same schema.

Action: Remove dmlevents specification from rule class properties.

ORA-41676: invalid use of dmlevents policy for primitive event

Cause: An attempt was made to use the dmlevents policy for a primitive event defined with more than one table alias attribute.

Action: Remove the dmlevents specification from the rule class properties.

ORA-41677: DML event trigger creation failed with *string*

Cause: Triggers could not be created on the data table to track DML events.

Action: Remove the dmlevents specification from the rule class properties.

ORA-41678: conflicting values for the autocommit and dmlevents policies

Cause: An attempt was made to use dmlevents policy in combination with autocommit set to YES. This combination is not allowed.

Action: Set autocommit to NO and try again.

ORA-41679: dmlevents specification only allowed with table alias attributes

Cause: An attempt was made to use the dmlevents policy for an event structure not containing any table alias attributes.

Action: Remove the dmlevents specification from the rule class properties.

ORA-41680: Rules Manager background process *string* does not exist

Cause: An attempt was made to use a Scheduler process that does not exist.

Action: Execute EXFSYS.RLM\$CREATE_SCHEDULER_JOBS procedure as a privileged user.

ORA-41681: clean up of expired events failed

Cause: The background process that cleans up the expired events failed for a rule class.

Action: Invoke EXFSYS.DBMS_RLMGR_UTL.CLEANUP_EVENTS API for the exact nature of the problem.

ORA-41682: invalid rule class package

Cause: An attempt was made to use a rule class package with invalid signature or permissions.

Action: Drop the rule class and recreate it.

ORA-41683: unable to lock a rule in the rule class

Cause: A rule matching the current event is locked by another session.

Action: Reissue the command after committing the other sessions.

ORA-41684: invalid value for the RLM\$ENABLED column

Cause: An attempt was made to insert or update a value other than 'Y' or 'N' into the RLM\$ENABLED column of a rule class table.

Action: Retry the DML statement with a value of 'Y' or 'N' for the RLM\$ENABLED column.

ORA-41685: invalid window specification for the collection element

Cause: An invalid attribute value was specified for the "windowlen" or the "windowsize" attribute. The value specified for the "windowlen" attribute should be a number indicating the number of days or a fraction of a day. The value specified for the "windowsize" attribute should be an integer which indicates number of items in the collection. The maximum value allowed for the window specification is 64000.

Action: Correct the input and try again.

ORA-41686: use of "collection" invalid for the primitive event

Cause: An attempt was made to define a rule condition with "collection" element when the corresponding event was not configured for collections of events.

Action: Correct the rule condition and try again.

ORA-41687: attribute "*string*" not allowed in the "groupby" specification

Cause: The attributes listed in the "groupby" specification in a rule condition were not a subset of the attributes specified in the rule class properties.

Action: Correct the "groupby" specification for the rule condition and try again.

ORA-41688: invalid value for the "groupby" attribute

Cause: An invalid value was specified for the "groupby" attribute.

Action: Correct the input and try again.

ORA-41689: invalid collection specification in the rule condition

Cause: An attempt was made to insert a rule condition with invalid collection element specification.

Action: Correct the input and try again.

ORA-41690: maximum number of grouping expressions for a rule class exceeded

Cause: An attempt was made to specify more than 32 expressions for the "groupby" clause in rule class properties.

Action: Use fewer than 32 expressions for the "groupby" clause.

ORA-41691: invalid aggregate specification: *string*

Cause: The aggregate operation specified in the rule condition was invalid.

Action: Correct the input and try again.

ORA-41692: unsupported aggregate operator in the having/compute clause: *string*

Cause: An attempt was made to use an unsupported aggregate operator in the having or the compute clause in the rule condition.

Action: Correct the input and try again.

ORA-41693: invalid attribute or data type for an aggregate operator: *string*

Cause: An attempt was made to apply an aggregate operator on an invalid attribute or an attribute with invalid or unsupported data type in the aggregate operator. Only NUMBER and DATE attributes are allowed in the aggregate operators.

Action: Correct the input and try again.

ORA-41694: invalid equal specification around: *string*

Cause: An attempt was made to specify an invalid equal clause for a rule condition or the rule class properties.

Action: Correct the input and try again.

ORA-41695: equal specification should have a minimum of two elements

Cause: An attempt was made to specify fewer than two elements in the equal clause for a rule condition or the rule class properties.

Action: Correct the input and try again.

ORA-41696: invalid operator in the having clause: *string*

Cause: An attempt was made to use an invalid relational operator in the having clause of the rule condition.

Action: Correct the input and try again.

ORA-41697: attribute prefix missing in aggregate specification: *string*

Cause: An attempt was made to specify an aggregate predicate across multiple primitive event types with no attribute prefix.

Action: Correct the input and try again.

ORA-41698: invalid use of "*string*" attribute in aggregate predicate

Cause: An attempt was made to use an attribute where a literal is expected in the aggregate predicate in the rule condition.

Action: Correct the input and try again.

ORA-41699: maximum number of aggregate operations per rule condition exceeded

Cause: An attempt was made to specify more than 5 aggregate operations in a rule condition.

Action: Correct the input an try again.

ORA-41700: a conditions table already exists for the event structure

Cause: A table storing the primitive rule conditions was already assigned to the event structure.

Action: No action necessary. This is an informational message only.

ORA-41701: conditions table with a rule class association cannot be truncated or dropped

Cause: An attempt was made to truncate or drop a conditions table when one or more rule classes are associated to it through the event structure.

Action: Drop the rule class before truncating or dropping the conditions table.

ORA-41702: invalid conditions table

Cause: An attempt was made to use an invalid conditions table.

Action: Correct the input and try again.

ORA-41703: invalid child node in "object" element with "ref" attribute

Cause: An attempt was made to use both a condition and a "ref" attribute in the "object" element.

Action: Remove the "ref" attribute.

ORA-41704: invalid condition reference: "string"

Cause: An attempt was made to use a reference to a nonexistent conditions table or a condition.

Action: Ensure that the conditions table exists for the primitive event and the value specified for the "ref" attribute of the "object" element is valid.

ORA-41705: conditions table cannot be dropped with DROP TABLE command

Cause: An attempt was made to drop a conditions table with a DROP TABLE command.

Action: Use DBMS_RLMGR.DROP_CONDITIONS_TABLE instead.

ORA-41706: a condition referenced in rule conditions may not be deleted

Cause: An attempt was made to delete a condition when one or more rule conditions refer to it.

Action: Delete the rules before deleting the conditions.

ORA-41707: unsupported construct with collection events: "string"

Cause: An attempt was made to define a collection rule condition with unsupported constructs.

Action: Correct the input and try again.

ORA-41708: the identifier for the shared condition may not be modified

Cause: An attempt was made to update the identifier of a row stored in the conditions table.

Action: Insert a row with the new identifier instead.

ORA-41710: invalid use of aggregate operator for a noncollection event

Cause: An attempt was made to specify an aggregate operator on an event that is not identified as collection.

Action: Correct the input and try again.

ORA-41711: invalid attribute in the rule condition's having clause

Cause: An invalid attribute is used in the specification for the having clause of the rule condition.

Action: Correct the input and try again.

ORA-41712: missing groupby specification for the collection "string"

Cause: An attempt was made to use a collection element with no groupby specification in the rule condition.

Action: Correct the input and try again.

ORA-41713: invalid use of "windowlen" and "windowsize" attributes

Cause: An attempt was made to use the windowlen and windowsize attributes within the same collection element.

Action: Correct the input and try again.

ORA-41714: invalid use of window specification with SESSION/TRANSACTION duration

Cause: An attempt was made to use the windowlen or windowsize attributes when the events are configured for SESSION or TRANSACTION duration.

Action: Remove the window specification and try again.

ORA-41721: invalid use of DMLEVENTS and CNFEVENTS in rule class properties

Cause: An attempt was made to specify both the DMLEVENTS and CNFEVENTS for the same rule class.

Action: Remove either the DMLEVENTS or the CNFEVENTS specification.

ORA-41722: insufficient privileges for database change notification

Cause: An attempt was made to use CNFEVENTS property with insufficient privileges.

Action: Grant CHANGE NOTIFICATION privilege and EXECUTE privilege on DBMS_CHANGE_NOTIFICATION to the user and try again.

ORA-42000: invalid online redefinition column mapping for table "string"."string"

Cause: An attempt was made to change the logical structure of a materialized view log, queue table, or a partition by specifying a non-NULL column mapping during online redefinition.

Action: Pass a NULL column mapping parameter.

ORA-42002: partition "string" of table "string"."string" not being redefined

Cause: An attempt was made to redefine a partition which is not involved in this redefinition.

Action: Pass a valid partition name.

ORA-42003: partition must be specified for this redefinition

Cause: A partition was involved in this redefinition but was not specified.

Action: Specify the partition involved in this redefinition.

ORA-42004: redefinition not instantiated

Cause: An attempt was made to complete an instantiation-deferred redefinition without invoking dbms_redefinition.sync_interim_table.

Action: Invoke dbms_redefinition.sync_interim_table to instantiate this redefinition.

ORA-42005: invalid type of redefinition method

Cause: An unknown redefinition method was used.

Action: Use one of the supported redefinition methods: o
dbms_redefinition.cons_use_pk o dbms_redefinition.cons_use_rowid

ORA-42006: dependent object registration not supported during a partition redefinition

Cause: An attempt was made to register dependent objects when redefining a partition.

Action: Do not invoke dbms_redefinition.register_dependent_object during a partition redefinition.

ORA-42007: dependent object unregistration not supported during a partition redefinition

Cause: An attempt was made to unregister dependent objects when redefining a partition.

Action: Do not invoke dbms_redefinition.unregister_dependent_object during a partition redefinition.

ORA-42008: error occurred while instantiating the redefinition

Cause: An error occurred while instantiating the online redefinition which requires aborting the redefinition.

Action: Correct the error, abort, and restart the online redefinition.

ORA-42009: error occurred while synchronizing the redefinition

Cause: An error occurred while synchronizing the online redefinition.

Action: Correct the error and continue the online redefinition.

ORA-42010: error occurred while synchronizing the redefinition

Cause: An error occurred while synchronizing the online redefinition which requires aborting the redefinition.

Action: Correct the error, abort, and restart the online redefinition.

ORA-42011: error occurred while completing the redefinition

Cause: An error occurred while completing the online redefinition.

Action: Correct the error and continue the online redefinition.

ORA-42012: error occurred while completing the redefinition

Cause: An error occurred while completing the online redefinition which requires aborting the redefinition.

Action: Correct the error, abort, and restart the online redefinition.

ORA-42013: interim table of an AQ IOT table should be an IOT table

Cause: An attempt was made to create a table that is not an index-organized table (IOT) as the interim table of an AQ IOT table (history, time management, or dequeue).

Action: Ensure that the interim table is created as an IOT table.

ORA-42014: online redefinition unable to lock AQ objects

Cause: An online redefinition of an AQ table was unable to lock all related AQ objects.

Action: Abort and retry the redefinition.

ORA-42015: online redefinition unable to log changes made to AQ tables

Cause: An online redefinition of an AQ table was unable to log changes made to AQ tables during the redefinition.

Action: Abort and retry the redefinition.

ORA-42016: shape of interim table does not match specified column mapping

Cause: The number of columns, or the type or the length semantics of a column, in the interim table did not match the specified column mapping.

Action: Ensure that the interim table matches the column mapping by either modifying the column mapping string or altering the interim table's column definition(s).

ORA-42017: interim table of an AQ table should not be an AQ table

Cause: An attempt was made to create an AQ table as an interim table of an online redefined AQ table.

Action: Ensure that the interim table is not created as an AQ table.

ORA-42018: partition cannot be redefined online because of index organization incompatibility

Cause: interim table is incompatible with partition being redefined because one or more of the following apply: - one is index-organized and the other is not - one has IOT overflow segment and the other does not - one has IOT mapping table and the other does not

Action: Ensure that the interim table is compatible with the partition being redefined.

ORA-42019: partition cannot be redefined online because of incompatible partitioning of interim table

Cause: both original and interim tables are partitioned, or original table is composite-partitioned but interim table is non-partitioned.

Action: Ensure that the interim table has compatible partitioning with the original table. For example, if the original table is partitioned, the interim table should be non-partitioned. If the original table is composite-partitioned, the interim table should be partitioned.

ORA-42020: partition cannot be redefined online because of unsupported type of interim table

Cause: An unsupported type of interim table was provided during the partition redefinition. Currently the following types of interim tables are not supported: - a nested table or has nested-table columns - an external table - part of cluster - contains LOB shared segments

Action: Do not use unsupported types of interim tables.

ORA-42021: partition cannot be redefined online because of incompatible row dependencies

Cause: original/interim table was created with row dependency and interim/original table was not.

Action: Ensure that both tables are created with same row dependency properties.

ORA-42022: partition cannot be redefined online because of presence of nested columns

Cause: An attempt was made to online redefine a partition with nested table columns.

Action: Do not attempt to online redefine a partition with nested table columns.

ORA-42023: compatibility of AQ table must be release 8.1.x or later

Cause: An attempt was made to perform online redefinition on an AQ table that was created with compatibility prior to release 8.1.x.

Action: Ensure that the AQ table is created with the COMPATIBLE parameter set to release 8.1.x or later before attempting online redefinition.

ORA-42024: interim table of an AQ table can not be a partitioned table

Cause: An attempt was made to use a partitioned table as an interim table.

Action: Ensure that the interim table is not a partitioned table.

ORA-42025: redefinition of CONS_USE_ROWID method cannot be used to redefine an AQ IOT table

Cause: An attempt was made to use method of DBMS_REDEFINITION.CONΣ_USE_ROWID to redefine an AQ IOT table.

Action: Ensure that method of DBMS_REDEFINITION.CONΣ_USE_PK is used to redefine an AQ IOT table.

ORA-42026: duplicated rows detected while instantiating the redefinition

Cause: Duplicated rows are detected during instantiation of the redefinition.

Action: Abort the redefinition, turn off the optimistic ascending SCN optimization, and restart the redefinition.

ORA-42027: cannot redefine an object online that is not a table

Cause: An attempt was made to redefine an object online that is not a table.

Action: Ensure that the object being redefined online is a table.

ORA-42028: materialized view log "*string*"."*string*" does not exist

Cause: An attempt was made to register a nonexistent materialized view log as a dependent object.

Action: Invoke DBMS_REDEFINITION.REGISTER_DEPENDENT_OBJECT on a valid materialized view log.

ORA-42029: cannot online redefine table "*string*"."*string*" at this time

Cause: An attempt was made to redefine a table which is incompatible with another ongoing redefinition.

Action: Do not perform the redefinition operation on this table or wait until the incompatible ongoing redefinition has completed.

ORA-42030: cannot online redefine table "*string*"."*string*" with commit SCN-based MV log

Cause: An attempt was made to redefine a table which had a commit SCN-based materialized view log defined on it.

Action: Do not attempt to online redefine a table that has a commit SCN-based materialized view log defined on it.

ORA-42031: interim table cannot have a commit SCN-based MV log defined on it

Cause: An attempt was made to use an interim table which had a commit SCN-based materialized view log defined on it.

Action: Ensure that the interim table does not have a commit SCN-based materialized view log defined on it.

ORA-42032: cannot online redefine table "*string*"."*string*" with Flashback Data Archive enabled

Cause: An attempt was made to redefine a table which had Flashback Data Archive enabled.

Action: Do not attempt to online redefine a table that has Flashback Data Archive enabled.

ORA-42033: interim table "*string*"."*string*" cannot have Flashback Data Archive enabled

Cause: An attempt was made to redefine a table with an interim table which had Flashback Data Archive enabled.

Action: Do not attempt to online redefine a table with an interim table which has Flashback Data Archive enabled.

ORA-42034: cannot online redefine table "*string*"."*string*" which is a CDC table

Cause: An attempt was made to redefine a table which is a CDC table.

Action: Do not attempt to online redefine a table that is a CDC table.

ORA-42035: cannot online redefine IOT table "*string*"."*string*" with CONS_USE_ROWID

Cause: An attempt was made to redefine an IOT table with CONS_USE_ROWID.

Action: Do not attempt to online redefine an IOT table with CONS_USE_ROWID.

ORA-42036: cannot online redefine temporary table "*string*"."*string*"

Cause: An attempt was made to redefine a temporary table.

Action: Do not attempt to online redefine a temporary table.

ORA-42037: cannot online redefine table "*string*"."*string*" with IOT overflow segment

Cause: An attempt was made to redefine a table with IOT overflow segment.

Action: Do not attempt to online redefine a table with IOT overflow segment.

ORA-42038: cannot online redefine table "*string*"."*string*" with a CDC log defined on it

Cause: An attempt was made to redefine a table with a CDC log defined on it.

Action: Do not attempt to online redefine a table with a CDC log defined on it.

ORA-42039: cannot online redefine table "*string*"."*string*" with FGA enabled

Cause: An attempt was made to redefine a table with Fine Grained Auditing (FGA) or Row Level Security (RLS) enabled.

Action: Do not attempt to online redefine a table with Fine Grained Auditing (FGA) or Row Level Security (RLS) enabled.

ORA-42040: cannot online redefine table "*string*"."*string*" with column of binary XML type

Cause: An attempt was made to redefine a table with a column of binary XML type.

Action: Do not attempt to online redefine a table with a column of binary XML type.

ORA-42041: cannot online redefine table "*string*"."*string*" with nested table columns

Cause: An attempt was made to redefine a table with nested table columns.

Action: Do not attempt to online redefine a table with nested table columns.

ORA-42042: time out in acquiring DML lock during online redefinition

Cause: During FINISH_REDEF_TABLE procedure, the elapsed time waiting to acquire a table or partition DML lock on the original table exceeds the timeout the user specified.

Action: Rerun FINISH_REDEF_TABLE procedure to continue the process.

ORA-42043: CONS_VPD_AUTO is only applicable to null column mapping

Cause: An attempt was made to specify CONS_VPD_AUTO for non-null column mapping other than null column mapping. CONS_VPD_AUTO can only be specified for null column mapping.

Action: Set the COPY_VPD_OPT value to CONS_VPD_MANUAL.

ORA-42044: cannot redefine table with non-null VPD policy predicate against the table owner or redefinition invoker

Cause: Virtual Private Database (VPD) policies with non-null predicate against the table owner or redefinition invoker existed on the original table.

Action: Drop the VPD policies with non-null predicate against the table owner or redefinition invoker. Restart online redefinition.

ORA-42045: COPY_VPD_OPT cannot be set to CONS_VPD_NONE with VPD policies on table "string"."string".

Cause: An attempt was made to set the COPY_VPD_OPT value to CONS_VPD_NONE. COPY_VPD_OPT cannot be set to CONS_VPD_NONE with Virtual Private Database (VPD) policies on the original table.

Action: Set COPY_VPD_OPT to CONS_VPD_AUTO or CONS_VPD_MANUAL.

ORA-42046: COPY_VPD_OPT cannot be set to string with VPD policies on interim table "string"."string".

Cause: An attempt was made to set the COPY_VPD_OPT value to either CONS_VPD_NONE or CONS_VPD_AUTO. Cannot set the COPY_VPD_OPT value to CONS_VPD_NONE or CONS_VPD_AUTO with Virtual Private Database (VPD) policies on the interim table.

Action: Set the COPY_VPD_OPT value to CONS_VPD_MANUAL.

ORA-42047: The specified value for COPY_VPD_OPT is invalid.

Cause: An unknown COPY_VPD_OPT value was used.

Action: Use one of the supported COPY_VPD_OPT values: o

DBMS_REDEFINITION.CONS_VPD_NONE o

DBMS_REDEFINITION.CONS_VPD_AUTO o

DBMS_REDEFINITION.CONS_VPD_MANUAL

ORA-42048: Automatic copying of VPD policies with application context is not supported in online redefinition.

Cause: An attempt was made to set the COPY_VPD_OPT value to CONS_VPD_AUTO for Virtual Private Database (VPD) policies with application context. Automatic copying of VPD policies with application context is not supported in online redefinition.

Action: Drop VPD policies with application context or set the COPY_VPD_OPT value to CONS_VPD_MANUAL.

ORA-42049: cannot online redefine multiple tables and multiple partitions

Cause: An online redefinition procedure was passed multiple original tables and multiple partitions to redefine.

Action: Do not attempt to online redefine multiple tables at the same time as multiple partitions.

ORA-42050: COPY_VPD_OPT cannot be set to CONS_VPD_MANUAL when redefining a partition.

Cause: An attempt was made to set the COPY_VPD_OPT value to CONS_VPD_MANUAL. COPY_VPD_OPT cannot be set to CONS_VPD_MANUAL when redefining a partition.

Action: Set COPY_VPD_OPT to CONS_VPD_NONE or CONS_VPD_AUTO.

ORA-42051: duplicate partition names in partition name list

Cause: An online redefinition procedure was passed a partition name list containing duplicates.

Action: Ensure that all names in the partition name list are unique.

ORA-42052: interim table cannot have materialized view or zonemap defined on it

Cause: An attempt was made to redefine a table with an interim table on which a materialized view or zonemap was defined.

Action: Remove all materialized views and zonemaps defined on the interim table and retry online redefinition, or do not attempt online redefinition.

ORA-42053: cannot online redefine table "*string*"."*string*" with OLS/XDS enabled

Cause: An attempt was made to redefine a table with Oracle Label Security (OLS) or Extensible Data Security (XDS) enabled.

Action: Do not attempt to online redefine a table with Oracle Label Security (OLS) or Extensible Data Security (XDS) enabled.

ORA-42054: cannot online redefine table "*string*"."*string*" with UXI XML index

Cause: An attempt was made to redefine a table with XML indexes having an Unstructured XMLIndex (UXI) component.

Action: Do not attempt to online redefine a table with XML indexes having an Unstructured XMLIndex (UXI) component.

ORA-42056: interim table cannot be a system-partitioned table

Cause: An attempt was made to redefine a table with an interim table that was a system-partitioned table.

Action: Use an interim table whose partition type is supported.

ORA-42057: cannot use lock free finish redef for current redefinition

Cause: An attempt was made to enable lock free finish redef for current redefinition, but lock free was not feasible.

Action: Refer to the documentation for restrictions.

ORA-42058: unsupported UPDATE statement

Cause: The UPDATE statement passed to DBMS_REDEFINITION.EXECUTE_UPDATE was not supported.

Action: Refer to the documentation for restrictions and supported types.

ORA-42059: cannot update a table with a DML trigger on UPDATE

Cause: An UPDATE statement passed to the DBMS_REDEFINITION.EXECUTE_UPDATE method attempted to update a table with a trigger on UPDATE, which is not supported.

Action: Drop the DML trigger.

ORA-42060: cannot update a table with a nested table column

Cause: An UPDATE statement passed to the DBMS_REDEFINITION.EXECUTE_UPDATE method attempted to update a table with a nested table column, which is not supported.

Action: Refer to the documentation for restrictions.

ORA-42061: cannot update a typed table or a table with an ADT column

Cause: An UPDATE statement passed to the DBMS_REDEFINITION.EXECUTE_UPDATE method attempted to update a typed table or a table with an ADT column, which is not supported.

Action: Refer to the documentation for restrictions.

ORA-42062: cannot update a table with a partition extended name

Cause: An attempt was made to pass an UPDATE statement with a partition extended name to the DBMS_REDEFINITION.EXECUTE_UPDATE method, which is not supported.

Action: Refer to the documentation for restrictions.

ORA-42064: invalid UPDATE statement *string*

Cause: An attempt was made to pass an invalid UPDATE statement to the DBMS_REDEFINITION.EXECUTE_UPDATE method.

Action: Pass a valid UPDATE statement to the DBMS_REDEFINITION.EXECUTE_UPDATE method.

ORA-42065: REDEF_TABLE() does not support redefining AQ table

Cause: An attempt was made to redefine an Advanced Queueing (AQ) table with the REDEF_TABLE() procedure.

Action: Do not attempt to redefine an AQ table using REDEF_TABLE().

ORA-42066: illegal redefinition for a clustered table

Cause: An attempt was made to redefine a clustered table to modify the tablespace or compression type with the REDEF_TABLE() procedure.

Action: Do not attempt to specify a new tablespace or compression type.

ORA-42067: invalid column mapping with invisible columns on original or interim table

Cause: There was an invalid column mapping with invisible columns on the original or interim table.

Action: Invisible columns in the column mapping string must be invisible on both the original and interim table.

ORA-42068: rollback unsupported with COPY_VPD_OPT option

Cause: ENABLE_ROLLBACK and COPY_VPD_OPT were both set to TRUE.

Action: Either unset ENABLE_ROLLBACK or COPY_VPD_OPT.

ORA-42069: rollback unsupported

Cause: Tables in the redefinition are either an object, advanced queue or index-organized table.

Action: Currently ROLLBACK is unsupported on such tables.

ORA-42070: wrong usage of DBMS_REDEFINITION.ROLLBACK

Cause: ENABLE_ROLLBACK was not set to TRUE during START_REDEF_TABLE.

Action: Restart START_REDEF_TABLE with ENABLE_ROLLBACK set to TRUE and then use ROLLBACK.

ORA-42071: rollback unsupported with NO-DML lock option

Cause: ENABLE_ROLLBACK was set to TRUE along with DML_LOCK_TIMEOUT set to -1.

Action: Either unset ENABLE_ROLLBACK or DML_LOCK_TIMEOUT.

ORA-42072: REDEF_TABLE() does not support a table with LONG column.

Cause: An attempt was made to redefine a table that has a LONG column with the REDEF_TABLE() procedure.

Action: Do not attempt to redefine a table with LONG column using REDEF_TABLE().

ORA-42073: cannot online redefine external table or fixed table

Cause: An attempt was made to redefine an external table or a fixed table.

Action: Do not attempt to online redefine an external table or a fixed table.

ORA-42074: Cannot update a table with VPD policy

Cause: An UPDATE statement passed to the DBMS_REDEFINITION.EXECUTE_UPDATE method attempted to update a table with Virtual Private Database (VPD) policy.

Action: Refer to the documentation for restrictions.

ORA-42075: wrong usage of parameter, DISABLE_ROLLBACK in FINISH_REDEF_TABLE

Cause: ENABLE_ROLLBACK was not set to TRUE during START_REDEF_TABLE.

Action: Rerun FINISH_REDEF_TABLE with DISABLE_ROLLBACK set to FALSE.

ORA-42076: DBMS_REDEFINITION does not support a table on single table hash clusters.

Cause: An attempt was made to use DBMS_REDEFINITION on a table on single table hash clusters.

Action: Do not attempt to use DBMS_REDEFINITION to operate on a table that is on single table hash clusters.

ORA-42077: unsupported column type found in VPD protected object

Cause: An attempt was made with Oracle Virtual Private Database (VPD) policy to enforce column security on a column with unsupported operator type.

Action: Refer to the documentation for restrictions.

ORA-42078: DBMS_REDEFINITION does not support a clustered table without cluster index or with virtual cluster index

Cause: An attempt was made to use the DBMS_REDEFINITION package on a clustered table without a cluster index or with a virtual cluster index.

Action: Create a regular cluster index and rerun the DBMS_REDEFINITION procedure.

ORA-42079: wrong usage of DBMS_REDEFINITION.FINISH_REDEF_TABLE

Cause: Rollback was initiated as part of the previous call to FINISH_REDEF_TABLE.

Action: Use ROLLBACK or ABORT_ROLLBACK to end redefinition.

ORA-42080: wrong usage of DBMS_REDEFINITION.ABORT_ROLLBACK

Cause: ABORT_ROLLBACK was called without starting the rollback operation.

Action: Use ABORT_REDEF_TABLE instead of ABORT_ROLLBACK.

ORA-42081: wrong usage of DBMS_REDEFINITION.ABORT_REDEF_TABLE

Cause: ABORT_REDEF_TABLE was called when ROLLBACK was active.

Action: Use ABORT_ROLLBACK instead of ABORT_REDEF_TABLE.

ORA-42082: cannot update a table with a hidden column

Cause: An UPDATE statement passed to the DBMS_REDEFINITION.EXECUTE_UPDATE method attempted to update a table with a hidden column, which is not supported.

Action: Refer to the documentation for restrictions.

ORA-42083: cannot online redefine table "*string*"."*string*" with staging log

Cause: An attempt was made to redefine a table that had a staging log.

Action: Do not attempt to online redefine a table that has a staging log.

ORA-42084: cannot online redefine table that has inconsistent sharing with interim table

Cause: An attempt was made to redefine a table that had inconsistent sharing with an interim table.

Action: Do not attempt to online redefine a table that has inconsistent sharing with an interim table, ensure that there is consistent sharing.

ORA-42085: cannot use redef_table to redefine table that has sharing=data

Cause: An attempt was made to use redef_table to redefine a table that had sharing=data.

Action: Do not attempt to use redef_table to online redefine a table that has sharing=data, use start_redef_table instead.

ORA-42287: cannot rename user on whose type a table depends

Cause: An attempt was made to rename a user whose schema contained a type on which some table depends. The operation may not proceed as it would render the table invalid causing loss of data.

Action: Drop table(s) dependent on types belonging to the schema of the user being renamed.

ORA-42288: may not create a schema synonym for the specified schema

Cause: An attempt was made to create a schema synonym for one of the reserved schemas (such as SYS or SYSTEM.)

Action: Schema synonyms for this schema may not be created.

ORA-42289: may not rename specified user

Cause: An attempt was made to rename one of the following: - reserved user (such as SYS or SYSTEM) - an administrative user - a common user - a locked user account

Action: This user may not be renamed.

ORA-42290: specified schema does not exist

Cause: An attempt was made to create a schema synonym for a schema which did not exist.

Action: Correct the input and try again.

ORA-42291: schema synonym '*string*' does not exist

Cause: The named schema synonym did not exist.

Action: Verify you are using the correct schema synonym name.

ORA-42292: RENAME TO already specified

Cause: The RENAME TO clause was specified twice.

Action: Use only one RENAME TO clause.

ORA-42293: user name conflicts with another user, role or schema synonym name

Cause: There was already a user, role or schema synonym with that name.

Action: Specify a different user name.

ORA-42294: role name conflicts with another user, role or schema synonym name

Cause: There was already a user, role or schema synonym with that name.

Action: Specify a different role name.

ORA-42295: schema synonym name conflicts with another user, role or schema synonym name

Cause: There was already a user, role or schema synonym with that name.

Action: Specify a different schema synonym name or use CREATE OR REPLACE SCHEMA SYNONYM.

ORA-42296: user, role or schema synonym '*string*' does not exist

Cause: There was no user, role, or schema synonym by that name.

Action: Respecify the name.

ORA-42297: cannot drop a schema synonym for a schema of a user who is currently connected

Cause: An attempt was made to drop a schema synonym for a schema of a user who was logged on.

Action: Make sure user is logged off, then repeat command.

ORA-42298: cannot rename a user that is currently connected

Cause: An attempt was made to rename a user that was logged on.

Action: Make sure user is logged off, then repeat command.

ORA-42300: an Editioning view is already defined on this table

Cause: An attempt was made to create an Editioning view on a table on which another Editioning view is already defined in the same Edition. This violates a restriction that at most one Editioning view may be associated with any base table in a given Edition.

Action: Create the new view as a regular view or, if the view being created is really intended to be an Editioning view associated with this table, drop the existing Editioning view before creating the new one.

ORA-42301: definition of an Editioning view may not refer to a synonym

Cause: An attempt was made to create an Editioning view referring to a synonym, which is not supported.

Action: Do not create an Editioning view if you want the view to refer to a synonym.

ORA-42302: definition of an Editioning view may not refer to remote tables

Cause: An attempt was made to create an Editioning view referring to remote tables, which is not supported.

Action: Do not create an Editioning view if you want the view to refer to a remote table.

ORA-42303: duplicate column reference in a definition of an Editioning view

Cause: An attempt was made create an Editioning view referencing the same column of a base table more than once, which is not supported.

Action: Do not create an Editioning view if you have multiple columns referring to the same column of the base table.

ORA-42304: base table and the Editioning view must belong to the same schema

Cause: An attempt was made to create an Editioning view in a schema different from that of the base table.

Action: Create an Editioning view in the same schema as the base table.

ORA-42305: only an Editioning view may replace an Editioning view

Cause: An attempt was made to replace an Editioning view with a view which is not an Editioning view or vice versa.

Action: Ensure that either both or neither of the views involved are Editioning views.

ORA-42306: a CrossEdition trigger may not be created on an Editioning view

Cause: An attempt was made to create a CrossEdition trigger on an Editioning view, which is not supported.

Action: Instead of creating a CrossEdition trigger on an Editioning view, create it on the Editioning view's underlying table.

ORA-42307: columns of an Editioning view may only refer to base table columns

Cause: An attempt was made to define an Editioning view containing a column referring to an entity other than a base table column (for example, a PL/SQL function without a parameter), which is not supported.

Action: Ensure that every column of an Editioning view refers to a column of a base table.

ORA-42308: view *string.string* is already in read-only mode

Cause: An attempt was made to set a read-only table in read-only mode.

Action: This DDL can only be executed on a read/write view.

ORA-42309: view *string.string* is already in read/write mode

Cause: An attempt was made to set a read/write view in read/write mode.

Action: This DDL can only be executed on a read-only view.

ORA-42310: Implementation restriction: this operation is only permitted on Editioning views

Cause: The view being altered was not an Editioning view. In this release, an ALTER VIEW READ ONLY, or ALTER VIEW READ WRITE operation is only permitted on Editioning views.

Action: Ensure that the view is an Editioning view.

ORA-42311: This operation is not permitted on Editioning views with compilation errors

Cause: ALTER VIEW READ ONLY and ALTER VIEW READ WRITE are not permitted on Editioning views which have compilation errors.

Action: Resolve the compilation errors.

ORA-42313: This operation is not supported on Editioning views marked invalid

Cause: ALTER VIEW READ ONLY and ALTER VIEW READ WRITE are not permitted on Editioning views which are marked invalid.

Action: Recompile the Editioning view to ensure that it is valid.

ORA-42314: editioning view cannot be owned by a non-editioned user

Cause: An attempt was made to create an editioning view in a schema where views were not editionable.

Action: Enable editions for the user for views and then create the editioning view.

ORA-42399: cannot perform a DML operation on a read-only view

Cause: An attempt was made to insert, delete, or update row(s) of a view created with read-only option. DML operations on such views are explicitly prohibited.

Action: Perform the desired DML operation on the view's underlying base table or issue ALTER VIEW ... READ WRITE command to make the view updatable.

ORA-42800: The specified attribute association ("*string*", "*string*") is already attached to existing shared context-sensitive policies with the specified policy function *string.string*.

Cause: An attempt was made to add an attribute association which was already attached to shared context-sensitive policies with the specified policy function. All shared context-sensitive policies with a common policy function need to have the same set of attribute associations. Attribute associations of an existing shared context-sensitive policy which is using the specified policy function will be automatically added to the new policy.

Action: Retry the operation without specifying the attribute association.

ORA-42801: Value is not set for context attribute ("*string*", "*string*") which is associated with the Row Level Security (RLS) policy "*string*".

Cause: The value was not set for every attribute association of the shared context-sensitive policy. The value must be set for every attribute association of the shared context-sensitive policy.

Action: Set the value for the context attribute and retry the operation.

ORA-42802: Could not read attribute associations from an existing shared context-sensitive policy which is using the specified policy function.

Cause: An existing shared context-sensitive policy using the specified policy function was dropped from another session.

Action: Re-issue the command.

ORA-42803: Cannot use bind variable in VERSIONS clause when the object has a Row-Level Security (RLS) policy defined on it.

Cause: The object being accessed had a Row-Level Security (RLS) policy defined on it and the VERSIONS clause contained a bind variable.

Action: Rewrite the query without the use of bind variable in the VERSIONS clause.

ORA-42804: The query could disclose rows protected by select VPD policy.

Cause: The object being accessed had a select Virtual Private Database (VPD) policy defined on it and the DML which is executed could disclose rows protected by the select VPD policy.

Action: Define VPD policy with the specific statement type.

ORA-42805: The number of VPD policies on an object exceed the maximum number that is allowed.

Cause: A maximum of 255 Virtual Private Database (VPD) policies that can be enforced on an object was exceeded.

Action: Drop an existing policy before creating a new policy.

ORA-42900: OLS policy creation not allowed in application root.

Cause: Oracle Label Security (OLS) policy creation was attempted in application root.

Action: Switch to an application pluggable database to create an OLS policy.

ORA-42901: Cannot apply OLS policy on common or application objects.

Cause: An attempt was made to enforce Oracle Label Security (OLS) policy on common or application objects.

Action: Apply OLS policy on local objects only.

ORA-42902: cannot use virtual column as OLS policy column

Cause: An attempt was made to use the virtual column as an Oracle Label Security (OLS) policy column.

Action: Use another column or update the user table.

ORA-42903: Cannot assign OLS authorizations to common or application users.

Cause: An attempt was made to assign Oracle Label Security (OLS) authorizations to common or application users.

Action: Assign OLS authorizations to local users only.

ORA-42904: full table access is restricted by Oracle Label Security

Cause: The user did not have permission to bypass reads for Oracle Label Security policies.

Action: Grant appropriate privileges, or change the policy configurations.



ORA-43750 to ORA-45916

ORA-43750: invalid or illegal combination of COMMIT WRITE options

Cause: invalid or illegal combination of options provided to COMMIT WRITE SQL statement.

Action: Provide a valid combination of options for COMMIT WRITE statement

ORA-43751: invalid value for parameter *string*

Cause: invalid or illegal value provided for parameter.

Action: Provide a valid value for the parameter

ORA-43807: indexes on ORA_ROWSCN not allowed

Cause: An attempt was made to create an index that refers to the ORA_ROWSCN pseudo-column, either directly or in an expression.

Action: Do not use ORA_ROWSCN to define an index on a table.

ORA-43814: DROP INDEX is invalid for hash cluster index

Cause: An attempt was made to drop an index defined on a hash cluster. Hash cluster indexes cannot be dropped.

Action: Do not attempt to drop an index defined on a hash cluster.

ORA-43850: Advanced Compression Option parameter is required to be enabled

Cause: An Advanced Compression Option (ACO) feature was specified without enabling the ACO parameter.

Action: Set or Update the ACO parameter (enable_option_advanced_compression) to TRUE.

ORA-43852: SECUREFILE and BASICFILE cannot be used together

Cause: SECUREFILE and BASICFILE were both specified.

Action: Modify the SQL statement to specify only one of SECUREFILE or BASICFILE.

ORA-43856: Unsupported LOB type for SECUREFILE LOB operation

Cause: A LOB that is not a SECUREFILE was used in a SQL statement or in a call where a SECUREFILE LOB was expected.

Action: Convert the LOB to a SECUREFILE LOB or do not use this keyword or call.

ORA-43857: Parameter Error

Cause: Attempt to modify a LOB with an invalid parameter.

Action: Fix parameters and retry the operation.

ORA-43859: CONTENTTYPE string too long

Cause: Length of CONTENTTYPE string exceeded the defined maximum.

Action: Modify length of CONTENTTYPE string and retry operation.

ORA-43862: CONTENTTYPE buffer length incorrect

Cause: Length of CONTENTTYPE buffer less than defined constant.

Action: Modify length of CONTENTTYPE buffer and retry operation.

ORA-43878: LOB feature unsupported below compatible setting 11.2.0

Cause: An 11.2 LOB feature was specified when the database was operating at a compatible setting lower than "11.2.0".

Action: Upgrade the database compatible setting to "11.2.0" or higher to enable the desired new features.

ORA-43883: SECUREFILE LOBs delta update invalid operation

Cause: Invalid delta update operation was issued on LOB. This includes operation beyond LOB length; move operation with destination offset inside move interval.

Action: Check operation parameters for validity.

ORA-43907: This argument must be a literal or bind variable.

Cause: An attempt was made to provide an argument that was not a literal or bind variable.

Action: Provide an argument that is either a literal or bind variable.

ORA-43908: invalid output data type

Cause: An invalid output data type was provided. The valid output data types for VALIDATE_CONVERSION operator and the operators supporting DEFAULT ON CONVERSION ERROR syntax are: NUMBER, BINARY_FLOAT, BINARY_DOUBLE, DATE, TIMESTAMP, TIMESTAMP WITH TIME ZONE, INTERVAL DAY TO SECOND, INTERVAL YEAR TO MONTH.

Action: Provide a valid output data type.

ORA-43909: invalid input data type

Cause: An invalid input data type was provided for Validate_Conversion operator. For the NUMBER, BINARY_FLOAT and BINARY_DOUBLE output data types, the input data types can be: - NUMBER - BINARY_FLOAT - BINARY_DOUBLE - CHAR - VARCHAR2 - NCHAR - NVARCHAR2 For the DATE, TIMESTAMP, TIMESTAMP WITH TIME ZONE, INTERVAL DAY TO SECOND, and INTERVAL YEAR TO MONTH output data types, the input data types can be: - CHAR - VARCHAR2 - NCHAR - NVARCHAR2

Action: Provide a valid input data type.

ORA-43910: precision is not supported by Validate_Conversion operator

Cause: Precision was provided for the following data types: NUMBER, TIMESTAMP, TIMESTAMP WITH TIME ZONE, INTERVAL YEAR TO MONTH, INTERVAL DAY TO SECOND.

Action: Do not specify precision for following data types: NUMBER, TIMESTAMP, TIMESTAMP WITH TIME ZONE, INTERVAL YEAR TO MONTH, INTERVAL DAY TO SECOND.

ORA-43911: cannot specify collation for non-character columns

Cause: COLLATE was specified for a non-character column.

Action: Remove the COLLATE keyword.

ORA-43912: invalid collation specified for a CLOB or NCLOB value

Cause: A character LOB column or expression was declared as having a collation other than USING_NLS_COMP or the determined collation for a collation-sensitive operator or function operating on character LOB values was not USING_NLS_COMP. Character LOB values support only the USING_NLS_COMP collation.

Action: Correct the collation declarations to make sure the USING_NLS_COMP collation is applied to the character LOB values.

ORA-43913: unable to derive collation for the result: conflicting collations

Cause: Arguments to the operator or function (operation) that have the lowest coercibility level and are relevant for derivation of the collation for the result of this operation had conflicting collations.

Action: Check the collation derivation rules in the Oracle Database documentation and apply the COLLATE operator as appropriate to remove the existing conflict.

ORA-43914: unable to determine collation: arguments have undefined collation

Cause: Arguments to the operator, function, or condition (operation) that are relevant for determining the collation to be used by this operation had undefined collations.

Action: Check the collation determination rules in the Oracle Database documentation and apply the COLLATE operator as appropriate to assign a collation explicitly.

ORA-43915: unable to determine collation: arguments have conflicting collations

Cause: Arguments to the operator, function, or condition (operation) that have the lowest coercibility level and are relevant for determining the collation to be used by this operation had different collations.

Action: Check the collation determination rules in the Oracle Database documentation and apply the COLLATE operator as appropriate to remove the existing conflict.

ORA-43916: unable to determine collation for the column

Cause: An attempt was made to create a virtual character column in a table, a character column in a table based on a query (CREATE TABLE AS SELECT), or a character column in the key of a functional index. The expression on which the column definition was based did not have a derived collation to be used for the column, because of a collation conflict in one of its operators. In case of a virtual column, no collation was provided for the column through the data type declaration, either.

Action: Check the collation derivation rules in the Oracle Database documentation and apply the COLLATE operator in the defining expression as appropriate to resolve collation conflicts. If defining a virtual column, alternatively, specify a data type for the column to let the column inherit the collation from the table default, or specify the collation explicitly with the data type.

ORA-43917: invalid collation for a primary key column of the index-organized table

Cause: An attempt was made to specify an invalid collation for the primary key column of an index-organized table.

Action: Use one of the supported collations for the primary key column of the index-organized table: BINARY, USING_NLS_COMP, USING_NLS_SORT,

USING_NLS_SORT_CS, USING_NLS_SORT_VAR1, or
USING_NLS_SORT_VAR1_CS.

ORA-43918: This argument must be a literal

Cause: An attempt was made to provide an argument that was not a literal.

Action: Provide a literal argument.

ORA-43919: Nested aggregates are not supported for pivot operation.

Cause: Nested aggregates were specified in the pivot operator. This operation is not supported.

Action: Remove the nested aggregates from the pivot operation.

ORA-43920: DEFAULT ON NULL is not supported for object type or REF columns

Cause: DEFAULT ON NULL was specified on a object type or REF column. These types are not supported.

Action: Remove the ON NULL keyword for this column.

ORA-43921: invalid collation for cluster column

Cause: An attempt was made to create an index cluster in which one of the key columns had an unsupported declared collation or an attempt was made to create a hash cluster in which a key column with SORT clause had an unsupported declared collation. Only the collations BINARY, USING_NLS_COMP, USING_NLS_SORT, USING_NLS_SORT_CS, USING_NLS_SORT_VAR1, and USING_NLS_SORT_VAR1_CS are supported for character columns in index clusters and for sorted character columns of hash clusters.

Action: Use one of the supported collations for the offending column.

ORA-43922: Collation of the column cannot be modified.

Cause: An attempt was made to modify the declared collation of a column that either:
o belonged to a foreign key
o belonged to a primary or unique key and that key was referenced by some foreign key
o corresponded to a cluster key column
o was referenced by a defining expression of a virtual column
o was referenced by a defining expression of a functional index
o corresponded to an attribute of a user-defined type or an object table
o belonged to the container table of a materialized view
o was referenced by a join condition of a bitmap join index
The declared collation of such columns cannot be modified.

Action: Use one of the following as appropriate:
o Drop the offending constraint, virtual column, or index, modify the collation of the column, and re-create the dropped element.
o If possible, modify the type attribute instead of the column.
o If possible, modify the derived collation of the corresponding materialized view column (for example, with the COLLATE operator) and re-create the materialized view to re-create its container table with the new column collation.
o Save the tables of a cluster, re-create the cluster using the new collation, and restore the saved tables into the cluster.

ORA-43923: The column cannot be modified to the specified collation.

Cause: An attempt was made to modify the declared collation of a column that belonged to a primary or unique key, or a standard index key, and the new collation was from a different group than the old collation, where the groups are defined as follows:
Group 1: BINARY, USING_NLS_COMP, USING_NLS_SORT, USING_NLS_SORT_CS, USING_NLS_SORT_VAR1, and USING_NLS_SORT_VAR1_CS
Group 2: BINARY_CI, USING_NLS_SORT_CI, and

USING_NLS_SORT_VAR1_CI Group 3: BINARY_AI, USING_NLS_SORT_AI, and USING_NLS_SORT_VAR1_AI

Action: When modifying the column collation, specify a new collation that is in the same group as the current column collation. If there is no current collation, because you changed the column data type at the same time and the old data type is not a character data type, then select a collation from Group 1 as the new collation.

ORA-43924: unable to modify collation of an Oracle-maintained database object

Cause: An attempt was made to modify the collation of an Oracle-maintained database object. Modifications of Oracle-maintained database objects are generally not permitted.

Action: Do not modify Oracle-maintained database objects unless explicitly instructed to do so by Oracle Support Services.

ORA-43925: A character column in the index definition has an unsupported collation.

Cause: An attempt was made to create a bitmap join index or a domain index with a key or join condition that contained a character column with a declared collation other than BINARY, USING_NLS_COMP, USING_NLS_SORT, USING_NLS_SORT_CS, USING_NLS_SORT_VAR1, or USING_NLS_SORT_VAR1_CS. Only these listed collations are supported by this type of the index.

Action: Use one of the supported collations for the key column or join condition.

ORA-43926: Cannot use the specified collation with some of the dependent objects.

Cause: An attempt was made to change the collation of a character column to a collation that is not supported in a key of a bitmap join index, a domain index key, or a partitioning key to which the column belongs. Only the collations BINARY, USING_NLS_COMP, USING_NLS_SORT, USING_NLS_SORT_CS, USING_NLS_SORT_VAR1, and USING_NLS_SORT_VAR1_CS are supported in these keys.

Action: Use one of the supported collations for the key column.

ORA-43927: Cannot specify default collation for object tables.

Cause: An attempt was made to explicitly state the default collation setting for an object table. However, default collations do not apply to object tables because all columns of an object table inherit collations from the attributes of the base type of the table.

Action: The operation is not allowed.

ORA-43928: Conversion error handling is not allowed here.

Cause: An attempt was made to use the default value, in case of a conversion failure, by specifying the *DEFAULT argument* ON CONVERSION ERROR statement to a conversion operator. This feature is not allowed for current operation.

Action: Remove *DEFAULT argument* ON CONVERSION ERROR from the conversion operator and try again.

ORA-43929: Collation cannot be specified if parameter MAX_STRING_SIZE=STANDARD is set.

Cause: The COLLATE or DEFAULT COLLATION clause was specified in a DDL statement or the DEFAULT_COLLATION parameter was specified in an ALTER SESSION statement, but the value of the initialization parameter MAX_STRING_SIZE

was STANDARD. The data-bound collation feature is disabled if the value of this parameter is STANDARD.

Action: Set MAX_STRING_SIZE to EXTENDED by following the procedure documented in the Oracle Database Reference.

ORA-43930: A query issued from a pre-12.2 database references a column with an unsupported collation.

Cause: A table or view column with a declared collation other than USING_NLS_COMP was referenced in a distributed query that originated in an Oracle Database with the release number lower than 12.2. Such references are not allowed.

Action: In the remote database that reported this error, create a view corresponding to the subquery that was executed in that database and make sure that all columns of this view have the collation USING_NLS_COMP. Use the COLLATE operator if necessary. In the original query, replace the subquery with a reference to the view.

ORA-43931: DEFAULT COLLATION may not be combined with other operations

Cause: An ALTER TABLE statement attempted to combine DEFAULT COLLATION with some other operation, which is not allowed.

Action: Ensure that DEFAULT COLLATION is the only operation specified in an ALTER TABLE statement.

ORA-44001: invalid schema

Cause: The schema for the given schema name did not exist.

Action: Provide a valid schema name.

ORA-44002: invalid object name

Cause: The input parameter string was not a qualified SQL identifier of an existing SQL object.

Action: Make sure the string matches an existing SQL object that is accessible by the current schema.

ORA-44003: invalid SQL name

Cause: The input parameter string was not a valid simple SQL name.

Action: Check with the DBMS_ASSERT spec to verify that the parameter string is a valid simple SQL name.

ORA-44004: invalid qualified SQL name

Cause: The input parameter string was not a valid qualified SQL name.

Action: Check with the DBMS_ASSERT spec to verify that the parameter string is a valid qualified SQL name.

ORA-44021: DBMS_SESSION.SET_CURRENT_SCHEMA_DEFERRED failed due to change of PDB.

Cause: Set schema failed because an attempt was made to change the pluggable database (PDB) before the set schema took effect.

Action: Do not change the PDB before the set schema takes effect.

ORA-44101: invalid priority

Cause: The priority level given by the user was invalid.

Action: See UTL_MAIL for valid priority values and change the priority parameter accordingly.

ORA-44102: unknown or unsupported algorithm

Cause: An unknown or unsupported authentication or compression algorithm was encountered.

Action: Check the authentication or compression algorithm. Use one that is supported by Oracle.

ORA-44203: timeout waiting for lock on cursor

Cause: A timeout occurred while waiting for a cursor to be compiled. This is usually caused by the SQL parse requiring access to system resources which are locked by concurrently executing sessions.

Action: Investigate possible causes of resource contention. If necessary, contact support for additional information on how to diagnose this problem.

ORA-44204: library cache object *string.string* found in an in-flux state

Cause: The pseudo-cursor depends on a table which was found to be obsolete due to metadata invalidation of the library cache object.

Action: Contact Oracle Support Services for additional information.

ORA-44301: NULL service name is not permitted

Cause: The service name argument was found to be NULL.

Action: Provide a non-NULL service name.

ORA-44302: NULL network name is not permitted

Cause: The network name argument was found to be NULL.

Action: Provide a non-NULL network name.

ORA-44303: service name exists

Cause: This service name was already in existence.

Action: Provide a new unique service name.

ORA-44304: service *string* does not exist

Cause: The specified service was not in existence.

Action: Provide a valid service name.

ORA-44305: service *string* is running

Cause: The specified service was running.

Action: This message is informational only.

ORA-44306: service name exceeds maximum length of *string*

Cause: The service name was too long.

Action: Use a shorter service name.

ORA-44307: network name too long

Cause: The network name, excluding the domain, was too long.

Action: Use a shorter network name.

ORA-44310: maximum number of services exceeded

Cause: The maximum number of services has been reached.

Action: None

ORA-44311: service *string* not running

Cause: The specified service was not running.

Action: This message is informational only.

ORA-44312: database closed

Cause: The database was closed.

Action: Open the database and retry the operation.

ORA-44313: instance name invalid

Cause: The instance name argument was not valid.

Action: Provide a valid instance name.

ORA-44314: network name already exists

Cause: The network name was already in existence.

Action: Use an alternate network name.

ORA-44315: all service attributes null

Cause: All attributes specified were null.

Action: At least one attribute must be non-null.

ORA-44316: invalid argument

Cause: Invalid argument supplied.

Action: Supply a valid argument.

ORA-44317: database open read-only

Cause: The database is open read-only.

Action: Close the database and reopen it read/write before trying again.

ORA-44318: exceeded maximum SERVICE_NAMES length

Cause: The total length of all running service network names exceeded the maximum allowable length.

Action: Stop another service to start this one.

ORA-44319: Cannot delete AQ service

Cause: Specified AQ service belonged to a queue.

Action: Delete the queue.

ORA-44320: cannot modify global service

Cause: Could not modify the global service because of insufficient privileges or you were trying to modify the global service attribute.

Action: Use global service management to modify a global service.

ORA-44321: cannot read command line from trace file *string*

Cause: Trace file could not be read.

Action: Make sure trace file exists and contains valid raw trace data.

ORA-44322: invalid file name '*string*'

Cause: A NULL or zero length file name was specified.

Action: Correct the file name to be a nonzero length string.

ORA-44323: negative count 'string' to string option

Cause: The given count was a nonpositive number.

Action: Provide a positive count number.

ORA-44324: no count argument to string option

Cause: Count number was missing for the option.

Action: Provide a count number to the option.

ORA-44325: no entry points found in trace file string

Cause: The given trace symbol was not found.

Action: None

ORA-44326: no symbol argument to string option

Cause: *symbol* argument to `-[un]trace` option was missing.

Action: Provide *symbol* argument to `-[un]trace` option.

ORA-44327: no filename argument to string option

Cause: *filename* argument to the option was missing.

Action: Provide *filename* argument to the option.

ORA-44328: unsupported version number: string

Cause: Version of the trace file was not supported.

Action: Provide supported version of trace file.

ORA-44329: length of full path name too long

Cause: The full path name provided was too long.

Action: Use a shorter directory path, file name or both.

ORA-44403: invalid value specified for flag parameter

Cause: Mutually exclusive values were specified for the flag parameter.

Action: Internal error. Contact Oracle Support Services.

ORA-44404: upicui2 client function requires Oracle server of 10.2 or higher

Cause: A 10.2 or higher client is being used with an older Oracle server.

Action: Use an Oracle server with the same version as the client.

ORA-44411: Invalid ACL: START_DATE cannot be larger than END_DATE for all ACE

Cause: The `END_DATE` was smaller than the `START_DATE` in one of the ACE's in this ACL.

Action: Set all `END_DATE` to be larger than or equal to the `START_DATE` in each of the ACE's in this ACL.

ORA-44412: Invalid ACL: Cyclic ACL inheritance is not allowed

Cause: A cycle was formed by ACL inheritance.

Action: Check the ACL inheritance and break the cycle by removing some ACL inheritance. GG function exceeds system limits.

ORA-44413: Invalid ACL: Security class of parent ACL must be an ancestor of security class of child ACL

Cause: Security class of parent ACL was not an ancestor of security class of child ACL

Action: Change the security class of parent ACL to be an ancestor of security class of child ACL.

ORA-44414: Invalid ACL: Parent ACL '*string*' does not exist

Cause: The path to the parent ACL was not a valid resource.

Action: Change the parent ACL of this resource or create the parent ACL at the specified location.

ORA-44415: Invalid ACL: Undefined privileges

Cause: An undefined privilege was found in an ACE in the ACL.

Action: Make sure the privilege is defined in the security class as specified in the ACL.

ORA-44416: Invalid ACL: Unresolved principal '*string*'

Cause: An unresolved principal is found in an ACE in the ACL.

Action: Make sure the principal is a valid user or role in the system.

ORA-44417: Invalid ACL: Invalid ACLID

Cause: The specified ACLID did not point to a valid ACL document.

Action: Make sure the ACLID points to a valid ACL document.

ORA-44418: Invalid ACL: *string*

Cause: The specified ACL did not meet the validation requirements of the constraining ACL.

Action: Ensure ACL meets the validation requirements of the constraining ACL.

ORA-44421: cannot DISALLOW NONSCHEMA without a SCHEMA clause

Cause: If no SCHEMA clause (explicit schema or ANYSCHEMA) was specified, nonschema data cannot be disallowed.

Action: Remove DISALLOW NONSCHEMA or add some SCHEMA clause.

ORA-44422: nonschema XML disallowed for this column

Cause: An attempt was made to insert nonschema based XML documents in a binary XML column that disallows nonschema data.

Action: Insert only schema-based documents or alter the column to ALLOW NONSCHEMA data.

ORA-44423: XML Schema registered for BINARY cannot be used for CLOB/OBJ-REL

Cause: An attempt was made to use a XML Schema registered for binary usage as part of a CLOB or OBJ-REL clause.

Action: Specify a schema registered for CLOB or OBJ-REL use. Else specify BINARY XML storage for column.

ORA-44424: BINARY XML storage requires XML Schema registered for BINARY usage

Cause: An attempt was made to specify BINARY XML storage using an XML schema not registered for BINARY.

Action: Specify a schema registered for BINARY usage. Else specify CLOB or OBJ-REL storage for column.

ORA-44425: XML DB needs to be installed for creating an XMLType table or column

Cause: An attempt was made to create an XMLType table or column with out XML DB installed.

Action: Install XML DB.

ORA-44501: QMEL: Too much concurrency.

Cause: Too much concurrency

Action: Transient error, try again.

ORA-44502: QMEL: Lock not found.

Cause: Lock not found

Action: Check arguments

ORA-44503: QMEL: Lock Denied.

Cause: Lock denied

Action: None

ORA-44504: Resource Locked by Implicit Lock

Cause: The resource is locked by an implicit lock

Action: Implicit locks are normally caused by NFS locks. Refer to XDB Protocol guide for removing/obtaining information about implicit locks.

ORA-44505: QMEL: Invalid arguments.

Cause: Arguments to QMEL are not correct.

Action: None

ORA-44607: Archive logging must be enabled.

Cause: Archive logging was not enabled.

Action: Enable archive logging on the database.

ORA-44700: Language '*string*' is not a valid language for a translation

Cause: Invalid language.

Action: The language must conform to IETF RFC 3066.

ORA-44701: Language not found for translation

Cause: The document had multiple translations and one of them did not have the xml:lang attribute.

Action: All translations must have the xml:lang attribute when multiple translations are present.

ORA-44702: Multiple translations found for language '*string*'

Cause: The document had multiple translations for a language.

Action: The document must contain only one translation per language for every translated element.

ORA-44703: Multiple source language translations found

Cause: The document had multiple source language translations.

Action: The document must contain only one source language translation for every translated element.

ORA-44704: XPath '*string*' does not uniquely identify a translated element

Cause: The given XPath pointed to multiple translated elements.

Action: The given XPath must uniquely identify a translated element.

ORA-44705: Must have xdb:maxOccurs='1' for translated elements

Cause: The value of xdb:maxOccurs was not '1' for a translated element.

Action: The value of xdb:maxOccurs must be '1' for a translated element.

ORA-44706: Must have xsd:maxOccurs='unbounded' for translated elements

Cause: The value of xsd:maxOccurs was not 'unbounded' for a translated element.

Action: The value of xsd:maxOccurs must be 'unbounded' for a translated element.

ORA-44707: No source language translation found

Cause: The document had no source language translation for a translated element.

Action: The document must contain exactly one source language translation for every translated element.

ORA-44708: Translations not supported for object relational storage

Cause: The storage type of the schema was object relational.

Action: Register the schema with storage type as clob or binary xml.

ORA-44709: Invalid schema definition for translated element

Cause: The schema definition for a translated element was invalid.

Action: A translated element must be a complex type with simple content which is a restriction or extension of xs:string.

ORA-44710: Malformed XLIFF document: *string*

Cause: The XLIFF document was malformed.

Action: Fix the error and try again.

ORA-44711: XPath refers to an untranslatable element

Cause: XPath pointed to an untranslatable element.

Action: XPath for this operation must refer to a translatable element.

ORA-44712: Invalid XPath in XLIFF document used for merging

Cause: XPath within trans-unit/id attribute was invalid.

Action: XPath within trans-unit/id attribute must point to a set of translations, not to a particular translation.

ORA-44713: XPath does not select all translations

Cause: XPath did not select all translations for a particular element.

Action: XPath must point to a set of translations, not to a particular translation.

ORA-44717: First 7 positions (0-6) in the XDB repository is reserved for fusion security

Cause: An attempt was made to add or add a resource to the XDB repository at a position reserved for fusion security.

Action: Give a position other than 0 to 6.

ORA-44718: Port conflict in XDB Configuration file

Cause: A port number specified in the XDB Configuration file conflicts with a port number used in the XDB Configuration file of the same non-consolidated database or the same Pluggable Database or a different Pluggable Database of the same consolidated database or the root container of the same consolidated database.

Action: Specify a different port number.

ORA-44730: XML Index *string* is not usable at the moment

Cause: The async XML Index could not be used since ORACLE is not open for query.

Action: Try the same query again when ORACLE is open for query, or use NO_XMLINDEX_REWRITE hint.

ORA-44731: Path *string* cannot be removed from the repository XML Index

Cause: The repository XML Index indexed one of the parent folders of the resource identified by given path.

Action: Try removing the parent folder from the repository XML Index.

ORA-44732: Path *string* cannot be removed from the repository XML Index

Cause: The repository XML Index did not index the resource identified by given path.

Action: Try removing a resource that is indexed by the repository XML Index.

ORA-44733: The repository XML Index cannot be dropped directly

Cause: DROP INDEX could not be used on the repository XML Index.

Action: Try using DBMS_XDB_ADMIN.DROPREPOSITORYXMLINDEX.

ORA-44734: Predicate Index on nodes with similar children not allowed

Cause: There was at least one node in the document with multiple similar children which was used in Predicate Indexing.

Action: Try removing Predicate Index on nodes with multiple similar children.

ORA-44735: Too many predicates

Cause: Number of predicates were more than limit.

Action: Try reducing number of predicates.

ORA-44736: Group name already existed

Cause: The group name specified already exists.

Action: Try a different group name.

ORA-44737: Parameter *string* did not exist.

Cause: The parameter name specified did not exist.

Action: Check the parameter name.

ORA-44738: Group *string* did not exist.

Cause: The group name specified did not exist.

Action: Check the group name.

ORA-44739: Cannot drop the last group.

Cause: An attempt was made to drop the last group in the index.

Action: Use the DROP INDEX statement instead.

ORA-44740: Parameter *string* is already registered.

Cause: The parameter name specified was already registered.

Action: Either drop the existing parameter or use a different parameter name.

ORA-44741: Cannot drop a group whose tables are shared by other group(s).

Cause: An attempt was made to drop a group whose tables are shared by other group(s).

Action: First drop group(s) with shared table(s) from this group.

ORA-44742: Cannot alter columns of a table that is shared by other group(s).

Cause: An attempt was made to add columns to, modify columns of, or drop columns from a table shared by other group(s).

Action: First drop group(s) with shared table(s) from this group and then proceed with this operation.

ORA-44743: Cannot alter columns of a dependent shared table.

Cause: An attempt was made to add columns to, modify columns of, or drop columns from a dependent shared table. One can only add columns to, modify columns of, or drop columns from the original shared table.

Action: Use the group name of the original shared table while executing this operation.

ORA-44744: Cannot have more than one drop, add or modify operations in an ALTER INDEX statement.

Cause: An attempt was made to have more than one add, modify, or drop column or group operations in the ALTER INDEX statement.

Action: Use multiple ALTER INDEX statements instead.

ORA-44745: Cannot add or drop columns to or from multiple tables.

Cause: An attempt was made to add or drop columns to or from multiple tables in a single ALTER INDEX statement.

Action: Use multiple ALTER INDEX statements instead.

ORA-44746: Missing XMLTABLE in GROUP clause.

Cause: An attempt was made to create or add a group without XMLTABLE.

Action: Add required XMLTABLE clause to the GROUP clause.

ORA-44747: An XMLIndex with a structured component cannot be specified with ASYNC.

Cause: An attempt was made to specify ASYNC parameter for an XMLIndex with a structured component.

Action: Use valid parameters for XMLIndex with a structured component.

ORA-44748: Invalid name for GROUP.

Cause: An attempt was made to create a GROUP with invalid name.

Action: Use a valid name for the GROUP.

ORA-44749: Missing PATH for the COLUMN.

Cause: An attempt was made to create a COLUMN without PATH.

Action: Specify PATH for the COLUMN definition.

ORA-44750: Cannot create secondary index on unstructured component of XMLIndex.

Cause: An attempt was made to create a secondary index on the unstructured component of an XMLIndex when the XMLIndex does not have an unstructured component.

Action: Alter XMLIndex to add an unstructured component.

ORA-44751: XML schema enumeration index is out of range

Cause: The enumeration item corresponding to the enumeration index could not be found in the XML schema.

Action: If the XML schema has been evolved, try restarting the client that performed the evolution.

ORA-44752: New element '*string*' in complex type '*string*' has the same qualified name as another element

Cause: The new element that was added to a complex type by in-place XML schema evolution had the same qualified name as another element in the same complex type or in one of its ancestor complex types.

Action: Try adding an element with a different qualified name.

ORA-44753: Change to minOccurs attribute of element '*string*' is illegal

Cause: The value of attribute minOccurs on an element could not be increased by in-place XML schema evolution.

Action: Do not increase the value of attribute minOccurs.

ORA-44754: Change to maxOccurs attribute of element '*string*' is illegal

Cause: The value of attribute maxOccurs on an element could not be decreased by in-place XML schema evolution.

Action: Do not decrease the value of attribute maxOccurs.

ORA-44755: Change to complexType property of element '*string*' is illegal

Cause: The complexType property on an element could not be changed by in-place XML schema evolution.

Action: Do not change the complexType property.

ORA-44756: Change to SQLType attribute of element '*string*' is illegal

Cause: The SQLType property on an element in a binary XML schema could not be changed by in-place XML schema evolution.

Action: Do not change the SQLType property.

ORA-44771: Invalid name for a container database.

Cause: The service operation failed.

Action: Check the name of the container database.

ORA-44772: Cluster Ready Services (CRS) operation failed

Cause: The CRS operation failed.

Action: Check the trace file and the CRS daemon log file for details.

ORA-44773: Cannot perform requested service operation.

Cause: The consolidated database was not open. The operation was not performed.

Action: Open the consolidated database.

ORA-44774: Pluggable database attribute cannot be changed.

Cause: The attempted operation was invalid for a consolidated database.

Action: PDB attribute of a service cannot be changed.

ORA-44775: Pluggable database service cannot be created.

Cause: The attempted pluggable database operation failed.

Action: Check the trace file for details.

ORA-44776: Pluggable database service cannot be deleted.

Cause: The attempted pluggable database operation failed.

Action: Check the trace file for details.

ORA-44777: Pluggable database service cannot be started.

Cause: The attempted pluggable database operation failed.

Action: Check the trace file for details.

ORA-44778: Invalid value for service attribute retention_time.

Cause: The attempted operation failed.

Action: The value for the service attribute 'retention_time' must be greater than the value of the service attribute 'replay_initiation_timeout'.

ORA-44779: Invalid value for service attribute replay_initiation_timeout.

Cause: The attempted operation failed.

Action: The value for the service attribute 'replay_initiation_timeout' must be greater than the value of the service attribute 'failover_delay'.

ORA-44780: Invalid value for service attribute commit_outcome.

Cause: The attempted operation failed.

Action: The value for the service attribute 'commit_outcome' cannot be disabled if the service attribute 'failover_type' has the value 'transaction'.

ORA-44781: Invalid value for service attribute aq_ha_notifications.

Cause: The attempted operation failed.

Action: The value for the service attribute 'aq_ha_notifications' cannot be disabled if the service attribute 'failover_type' has the value 'transaction'.

ORA-44782: Cluster Ready Services (CRS) service operation failed - reason: *string*.

Cause: The attempted CRS service operation failed.

Action: Check the trace file for details.

ORA-44783: The maximum number of runtime load balancing services exceeded.

Cause: The number of runtime load balancing services reached the maximum allowed.

Action: None

ORA-44784: Service cannot be deleted.

Cause: The attempted service operation failed.

Action: Internal services and the database service cannot be deleted.

ORA-44785: Service attribute commit_outcome cannot be specified for the database or Pluggable Database service.

Cause: The attempted service operation failed.

Action: None

ORA-44786: Service operation cannot be completed.

Cause: The service was not imported successfully while plugging in the pluggable database or the service is defined in a different pluggable database.

Action: Connect to the correct pluggable database and re-execute the service operation.

ORA-44787: Service cannot be switched into.

Cause: The service did not exist in the new pluggable database or the service was not started in the pluggable database.

Action: Use a valid service name for the pluggable database or start the service in the pluggable database first.

ORA-44789: Service cannot be switched into.

Cause: One of the verification checks failed.

Action: Check the previous error message.

ORA-44790: exceeded maximum GUID length

Cause: The total length of a globally unique identifier (GUID) exceeded 16 characters.

Action: Specify a GUID with the correct length.

ORA-44791: Drain timeout or stop option cannot be specified for a different database instance.

Cause: Drain timeout and stop option could not be used for remote operations.

Action: Connect to the correct database instance to use drain timeout or stop option.

ORA-44800: Number of classifiers cannot be NULL

Cause: The num_classifiers argument was found to be NULL.

Action: Provide a non-NULL num_classifiers.

ORA-44801: NULL classifier list not permitted

Cause: The wlm_classifiers argument was found to be NULL.

Action: Provide a non-NULL wlm_classifiers.

ORA-44802: No new plan (classifier list) has been submitted

Cause: No new plan was created before submission.

Action: Create a new plan, followed by adding classifier & PC lists.

ORA-44803: Plan is in transition (about to be activated)

Cause: New plan was attempted to be created before activating the current plan.

Action: Completely submit the current plan and activate it.

ORA-44804: Plan is not created yet

Cause: A new plan was not created before submitting the Classifier and Performance Class lists.

Action: Call dbms_wlm.create_plan first to create the plan.

ORA-44805: No classifier is present

Cause: The classifier list contained no classifiers.

Action: Check the syntax of the classifier list.

ORA-44806: Extra classifiers are present in list

Cause: More classifiers were present in the list than specified.

Action: Only include the number of classifiers less than or equal to num_classifiers mentioned in dbms_wlm.create_plan.

ORA-44807: Performance Class name is too large

Cause: The Performance Class name was larger than 32 bytes.

Action: Rename the Performance Class to fit within 32 bytes.

ORA-44808: Work Request Class name is too large

Cause: The Work Request Class name was larger than 32 bytes.

Action: Rename the Work Request Class to fit within 32 bytes.

ORA-44809: No expression is present for classifier

Cause: This classifiers contained no expression. It should contain one more more expressions.

Action: Check syntax in the classifier list.

ORA-44810: No parameter is present for expression

Cause: This expression contained no paramaters or attribute values. It should contain one or more attribute values. Attributes can be SERVICE_NAME, MODULE, ACTION, PROGRAM or USER.

Action: Check syntax in the classifier list.

ORA-44811: Service name is too large

Cause: The service name mentioned in the parameter list was too large.

Action: Check the service name.

ORA-44812: Module name is too large

Cause: The module name mentioned in the parameter list was too large.

Action: Check the module name.

ORA-44813: Action name is too large

Cause: The action name mentioned in the parameter list was too large.

Action: Check the action name.

ORA-44814: Program name is too large

Cause: The program name mentioned in the parameter list was too large.

Action: Check the program name.

ORA-44815: User name is too large

Cause: The user name mentioned in the parameter list was too large.

Action: Check the user name.

ORA-44816: Number of Performance Classes is less than specified

Cause: The number of Performance Classes submitted were less than what was specified.

Action: Submit the full list of Performance Classes.

ORA-44817: Classifier list is too large

Cause: The length of the classifier list was greater than 4000 bytes.

Action: Break the list into two lists before submission.

ORA-44818: General failure

Cause: There was an unknown failure.

Action: Contact Oracle Support Services.

ORA-44819: Execution of this WLM function is denied

Cause: Either a WLM plan was being loaded from another instance, or the strict order of the PL/SQL calls for loading WLM plan was not followed.

Action: Check if another session is also concurrently trying to load a WLM plan. If that is not true, check the order in which you are making these PL/SQL calls to load your WLM plan.

ORA-44820: Number of Work Request Classes is less than specified

Cause: The number of Work Request Classes submitted were less than what was specified.

Action: Submit the full list of Work Request Classes.

ORA-44821: Number of classifiers is too large

Cause: A very large number (> 1024) of classifiers were requested.

Action: Submit a smaller (< 1024) number of classifiers.

ORA-44822: QoS Resource Manager plan does not exist in database "string"

Cause: QoS Resource Manager plan did not exist in this database.

Action: Rerun CATPROC.SQL to create the plan.

ORA-44823: The QoS Resource Manager plan is not in use

Cause: The QoS Resource Manager plan was not in use.

Action: Correct the setting of the current Resource Manager plan and try again.

ORA-44824: Resource Manager is disabled

Cause: Resource Manager was turned off.

Action: Reenable the Resource Manager and retry the operation.

ORA-44825: Classifier plan does not match across instances

Cause: Classifier plan was not the same across instances.

Action: Resubmit the classifier plan and try again.

ORA-44826: Number of Performance Classes is more than what was specified.

Cause: The number of Performance Classes submitted were more than what was specified.

Action: Submit only the specified number of Performance Classes.

ORA-44827: Number of Performance Classes is too large

Cause: A large number (>= 50) of Performance Classes were requested.

Action: Submit a smaller (< 50) number of Performance Classes.

ORA-44850: attempt to set a bad status *string* [*string*]

Cause: There was an internal Global Service Manager (GSM) error.

Action: Contact Oracle Support Services.

ORA-44851: "*string*" is not a valid name for a database

Cause: The specified database name was not valid.

Action: Provide a valid database name.

ORA-44852: maximum number of regions exceeded

Cause: The maximum number of regions was exceeded.

Action: Check the catalog to see if you can remove unused regions.

ORA-44853: maximum number of valid nodes for VNCR exceeded

Cause: The maximum number of nodes for valid node checking for registration (VNCR) was exceeded.

Action: Check the catalog to see if you can remove unused nodes.

ORA-44854: catalog has already been created

Cause: This database already contained the cloud catalog.

Action: Make sure that the specified database name is correct and, if yes, delete and re-create the catalog.

ORA-44855: cloud name is not valid

Cause: The specified cloud name contained invalid characters or was too long.

Action: Provide a valid (or shorter) cloud name.

ORA-44856: catalog service name is not valid

Cause: There was an internal Global Service Manager (GSM) error.

Action: Contact Oracle Support Services.

ORA-44857: cloud "*string*" does not exist

Cause: The specified cloud name did not match the one found in the catalog.

Action: Provide a valid cloud name.

ORA-44858: cannot remove catalog

Cause: The catalog contained one or more database or Global Service Manager (GSM) objects.

Action: Remove the database and GSM objects from the catalog.

ORA-44859: GSM "*string*" is already defined in the catalog

Cause: The specified Global Service Manager (GSM) was already in existence in the catalog.

Action: Check the specified object name.

ORA-44860: Region "*string*" was not found in the catalog.

Cause: The specified region was not found in the catalog.

Action: Check the specified object name.

ORA-44861: invalid use of REMOVE VNCR command

Cause: A valid node and group name were specified in the same command.

Action: Provide either a valid node or group name.

ORA-44862: region name and buddy region name cannot be the same

Cause: A region was specified as buddy for itself.

Action: Provide a valid buddy region name.

ORA-44863: region "string" is the last region and cannot be removed

Cause: The last region could not be removed from the cloud catalog.

Action: No action is required.

ORA-44864: cannot remove region because it is still being used by a GSM

Cause: The region contained databases or Global Service Manager (GSM).

Action: Remove the database and GSM objects from the region first.

ORA-44865: cannot remove GDS pool because it is still being used by a database or service

Cause: The Global Data Services (GDS) pool contained databases or services.

Action: Remove the databases and services from the GDS pool.

ORA-44866: pool "string" can only contain databases that belong to a Data Guard broker configuration

Cause: An attempt was made to add a database that does not belong to a Data Guard broker configuration to a Data Guard broker pool.

Action: None

ORA-44867: GDS pool already contains database "string"

Cause: The database or service was already in the Global Data Services (GDS) pool.

Action: None

ORA-44868: pool "string" is a pool that contains a Data Guard broker configuration; Databases that do not belong to a broker configuration cannot be added to this pool.

Cause: An attempt was made to add a database to a pool that contains a Data Guard broker configuration.

Action: None

ORA-44869: cannot build net service name with "string\ because it is too long

Cause: The automatically created network service name was too long.

Action: Use a shorter network domain name.

ORA-44870: The "role" property is only supported for pools that contain a Data Guard broker configuration.

Cause: ROLE was specified for a pool that did not contain a Data Guard broker configuration.

Action: None

ORA-44871: This operation cannot be performed on PREFERRED_ALL service "string".

Cause: The service was created with the PREFERRED_ALL option.

Action: Do not perform this operation on a PREFERRED_ALL service.

ORA-44872: The same name "*string*" cannot be used for both source and target databases.

Cause: The source and target parameters of MOVE SERVICE were the same.

Action: Check the parameters and try again.

ORA-44873: database "*string*" already offers the service

Cause: An attempt was made to add a service to a database that already offered the service.

Action: No action is required.

ORA-44874: service "*string*" not offerered by database "*string*"

Cause: An attempt was made to start or stop a service on a database that does not offer the service.

Action: None

ORA-44875: database-related service parameters exceed the maximum allowed parameter length (1024 bytes)

Cause: The specified database-related service parameters were not valid.

Action: Check the parameters and try again.

ORA-44876: service *string* is running

Cause: The specified service was running.

Action: This message is informational only.

ORA-44877: service "*string*" is not enabled on database "*string*"

Cause: The service could not be started on the database because it was disabled.

Action: Enable the service.

ORA-44878: The database current lag is too high for the service "*string*".

Cause: The service could not be started on the standby database because the database current lag exceeds the service lag.

Action: The standby current lag needs to be reduced.

ORA-44879: A region name has not been provided.

Cause: An attempt was made to add a new Global Service Manager (GSM) without providing a region. When there is more than one existing region, a region name must be provided.

Action: Check the syntax and rerun the command.

ORA-44880: catalog has not yet been created

Cause: An attempt was made to modify the catalog, but it does not yet exist.

Action: Create the catalog before trying to modify it.

ORA-44881: GDS pool is not empty

Cause: An attempt was made to add broker configuration to a Global Data Services (GDS) pool that already contained a database. This is not allowed.

Action: Either remove all databases from the Global Data Services (GDS) pool or create a new GDS pool.

ORA-44882: The name "*string*" is not valid for a GDS pool.

Cause: The name of the specified Global Data Services (GDS) pool was not valid.

Action: Check the name and try again.

ORA-44883: The name "*string*" is not valid for a region.

Cause: The name of the specified region was not valid.

Action: Check the name and try again.

ORA-44884: The name "*string*" is not valid for a service.

Cause: The name of the specified service was not valid.

Action: Check the name and try again.

ORA-44885: invalid VNCR name *string*

Cause: The name specified for the valid node checking for registration (VNCR) was not valid.

Action: Check the name and try again.

ORA-44886: The name "*string*" is not valid for a VNCR group.

Cause: The name specified for the valid node checking for registration (VNCR) group was not valid.

Action: Check the name and try again.

ORA-44887: The name "*string*" is not valid for a GSM.

Cause: The name of the specified Global Service Manager (GSM) was not valid.

Action: n/a

ORA-44888: The name "*string*" is not valid for a GSM user.

Cause: The name of the specified Global Service Manager (GSM) was not valid.

Action: Check the name and try again.

ORA-44889: Region "*string*" is already defined in the catalog.

Cause: The specified region was already in existence in the catalog.

Action: Check the specified region name.

ORA-44890: GDS pool "*string*" is already defined in the catalog.

Cause: The specified Global Data Services (GDS) pool was already in existence in the catalog.

Action: Check the specified pool name.

ORA-44891: GSM "*string*" was not found in the catalog

Cause: The specified region was not found in the catalog.

Action: Check the specified region name.

ORA-44892: GDS pool "*string*" was not found in the catalog.

Cause: The specified Global Data Services (GDS) pool was not found in the catalog.

Action: Check the specified pool name.

ORA-44893: Database "*string*" was not found in pool "*string*".

Cause: The specified database was not found in the pool.

Action: Check the specified database name.

ORA-44894: Service "*string*" was not found in the catalog.

Cause: The specified service was not found in the catalog.

Action: Check the specified service name.

ORA-44895: cannot remove region because it is still being used by a database

Cause: The region contained databases.

Action: Remove the database objects from the region.

ORA-44896: GDS pool already contains service "*string*"

Cause: The service was already in the Global Data Services (GDS) pool.

Action: None

ORA-44897: The "*lag*" property is only supported for pools that contain a Data Guard broker configuration.

Cause: LAG was specified for a pool that did not contain a Data Guard broker configuration.

Action: None

ORA-44898: The "*failover_primary*" property is only supported for pools that contain a Data Guard broker configuration.

Cause: FAILOVER_PRIMARY was specified for a pool that did not contain a Data Guard broker configuration.

Action: None

ORA-44899: VNCR name "*string*" is already defined in the catalog.

Cause: The specified valid node checking for registration (VNCR) name was already in existence in the catalog.

Action: Check the specified VNCR name.

ORA-44900: Identifier "*string*" is too long.

Cause: The specified identifier exceeded the maximum allowed length.

Action: Use a shorter identifier name

ORA-44901: Unable to resolve symbolic link "*string*"

Cause: The system is unable to resolve the specified symbolic link.

Action: Check the definition of the symbolic link to ensure that this refers to a valid resource.

ORA-44902: Too many steps in resolving symbolic link "*string*"

Cause: This error is raised when the system is unable to fully resolve a path with symbolic links within a reasonable number of steps. It could be due to cycles in definitions of symbolic links or very long chains of symbolic links to symbolic links.

Action: Remove any cycles in symbolic link definitions. If there are no cycles, reduce the length of chains of symbolic links to symbolic links.

ORA-44903: Cannot create hard link to specified resource

Cause: The system cannot create a hard link to the specified resource.

Action: Check the configuration parameter(s) to verify the restrictions on creating hard links to folder or non-folder resources.

ORA-44904: target path in document link exceeds maximum length

Cause: Target path length exceeds the maximum which can be stored to disk.

Action: Reduce target path to smaller length

ORA-44905: extended link type not supported

Cause: XLink type attribute is extended.

Action: Remove extended link, or replace with simple link.

ORA-44906: unable to resolve target in document link

Cause: target path does not resolve to valid resource.

Action: check validity of target path.

ORA-44907: can not delete with incoming hard document links

Cause: there is a hard document link with this resource as the target.

Action: query DOCUMENT_LINKS view to see which resource has a hard link to this resource. Change the document link in the source resource accordingly.

ORA-44908: found a loop in XInclude elements while expanding *string*

Cause: There is a loop in XInclude elements within the document.

Action: Remove the loop in XInclude elements.

ORA-44909: href attribute is required within XInclude element

Cause: The href attribute is missing within XInclude element.

Action: Add the href attribute.

ORA-44910: xpointer not supported within XInclude element

Cause: The xpointer attribute is specified within XInclude element.

Action: Remove the xpointer attribute.

ORA-44911: exceeded maximum depth of nested xinclude expansion

Cause: The depth of nested xinclude expansion has exceeded system limit.

Action: Reduce the depth of nested xinclude expansion.

ORA-44912: invalid or unsupported xpath expression *string*

Cause: The specified xpath is either invalid or unsupported in this context.

Action: Change the xpath expression.

ORA-44913: error while processing XInclude *string*

Cause: There was an error while processing the specified XInclude.

Action: Ensure that the XInclude attributes are correct.

ORA-44914: schema XPointer exceeds maximum length

Cause: The XPointer was too long with the schema URL and element name.

Action: Use a shorter name.

ORA-44915: cannot rename virtual folders

Cause: Renaming virtual folders was not supported.

Action: Create a new virtual folder instead.

ORA-44916: cannot recursively delete virtual folders

Cause: Recursive deletion of virtual folders was not supported.

Action: Delete components of the virtual folder first.

ORA-44917: Resources cannot point to resources.

Cause: A REF was being set to point to the resource table."

Action: This is not supported.

ORA-44918: The source of a copy cannot be an ancestor of the destination.

Cause: The destination of a copy was an ancestor of the source.

Action: Correct the source and destination of the copy.

ORA-44919: cannot overwrite existing resource

Cause: Overwriting an existing resource was prohibited.

Action: Specify a new destination or indicate that overwrite is permitted.

ORA-44920: The source and destination of a copy or move cannot be the same.

Cause: A copy or move was attempted with the same source and destination.

Action: Use the correct source and destination.

ORA-44921: The XPath returns none or more than one node.

Cause: The XPath did not map to a single node.

Action: Specify a path that maps to a single node.

ORA-44922: The XPath expression must evaluate to a scalar type.

Cause: The XPath did not map to a scalar type.

Action: Specify a path that maps to a scalar type.

ORA-45001: SecureFile archive implicit not allowed

Cause: A SecureFile was archived and implicit retrieval was not allowed.

Action: Retrieve the SecureFile with a Get operation.

ORA-45002: Content ID not found in the DBFS HS

Cause: The content ID was invalid or was already deleted.

Action: No action required.

ORA-45003: DBFS HS: Invalid checksum, potential data corruption

Cause: Potential data corruption.

Action: No action required.

ORA-45004: DBFS HS SBT Error

Cause: Error related to SBT Tape library.

Action: Refer to error log for more details.

ORA-45005: DBFS HS invalid store

Cause: Error related to DBFS HS Store.

Action: Check that the store name and store parameters are valid values.

ORA-45400: operation not permitted on current database

Cause: An operation was not permitted to start because the database role is not supported.

Action: Attempt the operation on the primary database. If the primary database has recently switched to a logical standby database, and an error has occurred, reexecute the DBMS_ROLLING.SWITCHOVER procedure on the former primary database until successful completion of the operation.

ORA-45401: upgrade plan is already active

Cause: An upgrade plan was already active.

Action: The existing plan must first be destroyed by calling DBMS_ROLLING.DESTROY_PLAN.

ORA-45402: LOG_ARCHIVE_CONFIG must contain the DG_CONFIG attribute

Cause: The DG_CONFIG attribute was missing from the LOG_ARCHIVE_CONFIG parameter.

Action: Configure this parameter with the DG_CONFIG attribute before performing DBMS_ROLLING operations.

ORA-45403: database *string* must be specified in DG_CONFIG

Cause: The specified database was not found in the DG_CONFIG attribute of the LOG_ARCHIVE_CONFIG parameter.

Action: Add the specified database to the DG_CONFIG attribute of the LOG_ARCHIVE_CONFIG parameter.

ORA-45404: target version is incompatible

Cause: The configured target software version was incompatible with a DBMS_ROLLING administered upgrade.

Action: Use alternative upgrade methods.

ORA-45405: A rolling upgrade operation is already in progress.

Cause: A DBMS_ROLLING operation was already in progress. Only one operation is permitted at a time.

Action: Wait for the operation to complete, or query the PID column of DBA_ROLLING_STATUS view to identify the active process.

ORA-45406: operation completed with warnings

Cause: An operation succeeded but warnings were generated.

Action: Consult the DBA_ROLLING_EVENTS view for the list of warnings.

ORA-45407: operation encountered a query error

Cause: An internal database query failed.

Action: Consult the DBA_ROLLING_EVENTS and DBA_ROLLING_PLAN views to identify the error code and instruction that caused the failure.

ORA-45408: parameter name is unknown

Cause: The specified parameter could not be modified because the parameter name was not recognized.

Action: Verify that the parameter is among the available parameters listed in DBA_ROLLING_PARAMETERS view.

ORA-45409: parameter value is invalid or out of bounds

Cause: The specified parameter could not be modified because its value was invalid or out of bounds.

Action: Consult the DBA_ROLLING_PARAMETERS view to obtain the valid range of values for the associated parameter.

ORA-45410: parameter may not be modified

Cause: The specified parameter could not be modified.

Action: Internal parameters may not be modified through the DBMS_ROLLING.SET_PARAMETER procedure. If the parameter is a user parameter, the parameter is no longer meaningful at the current phase of the upgrade.

ORA-45411: operation requires additional arguments

Cause: An operation has failed because one or more arguments were not supplied.

Action: Retry the operation with all required arguments.

ORA-45412: parameter scope argument is unknown

Cause: An operation has failed because the database unique name provided in the scope argument was not known.

Action: Verify that the database unique name exists in the DG_CONFIG attribute of the LOG_ARCHIVE_CONFIG parameter.

ORA-45413: parameter has no default value

Cause: The specified parameter could not be reverted back to its default value because the default value did not exist.

Action: The parameter must be set to an explicit value.

ORA-45414: could not connect to a remote database

Cause: Connections to one or more databases failed.

Action: Consult the DBA_ROLLING_PLAN and DBA_ROLLING_EVENTS views to identify the involved databases and the specific error codes.

ORA-45415: instruction execution failure

Cause: A rolling upgrade operation has halted due to the failure of one or more required upgrade instructions.

Action: Consult the DBA_ROLLING_PLAN and DBA_ROLLING_EVENTS views to identify the active instructions and their associated error codes.

ORA-45416: operation cannot start until plan rebuild

Cause: An operation was not permitted to start due to recent parameter modifications which required a rebuild of the upgrade plan.

Action: Call the DBMS_ROLLING.BUILD procedure to rebuild the upgrade plan.

ORA-45417: operation not permitted since current phase was not *string*

Cause: An operation was not permitted to start because the upgrade was in a different phase.

Action: Call the DBMS_ROLLING procedure associated with the current phase.

ORA-45418: database is not running the higher version RDBMS

Cause: A rolling upgrade instruction has failed because a database was not running the correct target RDBMS version.

Action: Consult the DBA_ROLLING_PLAN view to identify the offending databases and restart them on the higher version binaries.

ORA-45419: DB_UNIQUE_NAME parameter must be specified

Cause: The DB_UNIQUE_NAME parameter was not configured.

Action: Configure the DB_UNIQUE_NAME parameter.

ORA-45420: return TNS service was not found

Cause: An instruction failed because a Transparent Network Substrate (TNS) service name for return communication was not found on a remote database.

Action: Consult the DBA_ROLLING_PLAN view to identify the offending database or databases.

ORA-45421: database type is not supported by rolling upgrade

Cause: One or more databases specified in the DG_CONFIG attribute was incompatible with a DBMS_ROLLING administered upgrade.

Action: Disable the databases from the upgrade configuration by setting their associated INVOLVEMENT parameters to a value of NONE, and rebuild the upgrade plan.

ORA-45422: operation requires existing plan

Cause: An operation was not permitted to start because it required an active plan.

Action: Configure an upgrade plan by calling the DBMS_ROLLING.INIT_PLAN procedure.

ORA-45423: target database has mismatched DB_UNIQUE_NAME

Cause: A specified DB_UNIQUE_NAME attribute in a LOG_ARCHIVE_DEST_n parameter did not match the DB_UNIQUE_NAME at the target database.

Action: Ensure the DB_UNIQUE_NAME attribute and associated Transparent Network Substrate (TNS) service name or associated connect string has been configured properly.

ORA-45424: initialization parameter file has unexpected value

Cause: An instruction failed due to an initialization parameter file at a remote database that was found to be invalid.

Action: Consult the DBA_ROLLING_PLAN view to identify the offending database.

ORA-45425: operation halted due to required user interaction

Cause: A rolling upgrade operation stopped because interaction is required.

Action: Consult the DBA_ROLLING_EVENTS view to identify the actions required.

ORA-45426: managed recovery process was not running

Cause: An operation failed due to the inactive managed recovery process at a remote database.

Action: Consult the DBA_ROLLING_PLAN and DBA_ROLLING_EVENTS views to identify the offending database. Restart the managed recovery process or resolve any errors that would prevent the managed recovery process from remaining active.

ORA-45427: logical standby Redo Apply process was not running

Cause: An operation failed due to the inactive logical standby Redo Apply process at a remote database.

Action: Consult the DBA_ROLLING_PLAN and DBA_ROLLING_EVENTS views to identify the offending database. Restart the logical standby Redo Apply process or resolve any errors that would prevent the logical standby Redo Apply process from remaining active.

ORA-45428: database was not in expected database role

Cause: An instruction failed due to a database operating in a database role which was not expected.

Action: Consult the DBA_ROLLING_PLAN and DBA_ROLLING_EVENTS views to identify the offending database. If the role change is due to a failover, the FAILOVER parameter must be set and the upgrade plan must be rebuilt before resuming the rolling upgrade.

ORA-45429: database was set to an invalid Data Guard protection mode

Cause: An instruction failed due to a database operating at a data protection mode that was not expected.

Action: Consult the DBA_ROLLING_PLAN view to identify the offending database. Set the data protection mode accordingly based on the requirement as described in the instruction.

ORA-45430: flashback database was not enabled

Cause: An instruction failed due to a database that was found to not have Flashback Database enabled.

Action: Consult the DBA_ROLLING_PLAN view to identify the offending database. Configure the database with adequate storage to support guaranteed restore points and enable Flashback Database.

ORA-45431: database was mounted or open in an invalid mode

Cause: An instruction failed due to a database that was mounted or open in an invalid mode.

Action: Consult the DBA_ROLLING_PLAN view to identify the offending database and the expected mode. Restart the database in the expected mode.

ORA-45432: future primary database is not a physical standby database

Cause: An operation was not permitted because the future primary database is not a physical standby database.

Action: Specify a physical standby database as the future primary database.

ORA-45433: failover was detected on an unsupported database

Cause: An operation was not permitted because a failover was detected on a database which does not permit continuation of the rolling upgrade.

Action: Consult the DBA_ROLLING_EVENTS view to identify the unsupported database and abort the rolling upgrade.

ORA-45434: multiple failovers of the same type detected

Cause: An operation was not permitted because multiple failovers were detected on standby databases which protect a common target.

Action: Consult the DBA_ROLLING_EVENTS view to identify the offending databases. Remove the unwanted databases from the configuration and rebuild the upgrade plan.

ORA-45435: managed recovery process was running

Cause: An operation failed due to an active managed recovery process at a remote database.

Action: Consult the DBA_ROLLING_PLAN and DBA_ROLLING_EVENTS views to identify the offending database and stop the managed recovery process.

ORA-45436: logical standby Redo Apply process was running

Cause: An operation failed due to an active Redo Apply process at a remote database.

Action: Consult the DBA_ROLLING_PLAN and DBA_ROLLING_EVENTS views to identify the offending database and stop the Redo Apply process.

ORA-45437: database upgrade progress is inconsistent

Cause: An operation failed due to the discovery of the catalog upgrade progress on a database that was different from the progress value saved in the plan state.

Action: Consult the DBA_ROLLING_PLAN and DBA_ROLLING_EVENTS views to identify the offending database and remove the database from the configuration.

ORA-45438: database is not in mounted mode

Cause: An operation failed due to the discovery of a database which was not in mounted mode.

Action: Consult the DBA_ROLLING_PLAN and DBA_ROLLING_EVENTS views to identify the offending database. If the database was opened, restart the database in mounted mode.

ORA-45439: database is not in open read/write mode

Cause: An operation failed due to the discovery of a database which was not in open read/write mode.

Action: Consult the DBA_ROLLING_PLAN and DBA_ROLLING_EVENTS views to identify the offending database. Open the database in read/write mode.

ORA-45440: server parameter file has not been configured

Cause: An operation failed due to the discovery of a database which was not configured with a server parameter file that could be modified.

Action: Consult the DBA_ROLLING_PLAN and DBA_ROLLING_EVENTS views to identify the offending database. Ensure the database has been configured with a server parameter file, and that the parameter file can be modified.

ORA-45441: no databases eligible for rollback

Cause: A rollback operation could not start because the databases have not created the guaranteed restore point needed for rollback.

Action: A rollback is not necessary. The rolling operation can be cancelled by calling DBMS_ROLLING.DESTROY_PLAN.

ORA-45442: rollback is not permitted after a role change

Cause: A rollback operation was not permitted due to a prior role change event such as a switchover or failover.

Action: Reconfigure the Data Guard configuration manually.

ORA-45443: cannot quiesce replicated PL/SQL procedures

Cause: An operation failed because there were other processes executing long running replicated PL/SQL procedures.

Action: Increase the value of DICTIONARY_PLS_WAIT_TIMEOUT and retry the failed operation.

ORA-45486: database update progress is inconsistent

Cause: An operation failed due to the discovery of the update progress on a database that was different from the progress value saved in the plan state.

Action: Consult the DBA_ROLLING_PLAN and DBA_ROLLING_EVENTS views to identify the offending database and remove the database from the configuration.

ORA-45500: Cannot remove a database from a pool that contains a broker configuration.

Cause: An attempt was made to remove a database from a pool that contained a broker configuration.

Action: If the broker configuration has changed, use the SYNC command in gsmctl to synchronize the pool

ORA-45501: The maximum number of global service managers for this region has been exceeded.

Cause: A new Global Service Manager (GSM) was added to a region that already contained the maximum number of GSMs.

Action: The maximum has been reached. Do not attempt to add anymore GSMs.

ORA-45502: Insufficient privileges to perform this operation.

Cause: A Global Service Manager (GSM) command was executed by a non-privileged user.

Action: Either connect as a privileged user, or ask your GSM administrator to add you as a pool or GSM administrator.

ORA-45503: This database is already in cloud *string*.

Cause: An attempt was made to add a database to a cloud when it was already in another cloud.

Action: A database can only be in one cloud. Remove it from the other cloud first.

ORA-45504: Cannot relocate a preferred_all service.

Cause: The command 'relocate service' is not supported for preferred_all services.

Action: Do no attempt to relocate a preferred_all service.

ORA-45505: The maximum number of services has been reached.

Cause: The hard limit for the number of global services has been reached.

Action: No more global services can be added without first removing a service.

ORA-45506: The maximum number of GDS pools has been reached.

Cause: The hard limit for the number of Global Data Services (GDS) pools has been reached.

Action: No more Global Data Services (GDS) pools can be added without first removing a pool.

ORA-45507: Region *string* does not have a buddy region.

Cause: The specified region did not have a buddy.

Action: This message is informational only. Consider using 'modify region' to add a buddy for this region.

ORA-45508: Database *string* does not have an assigned region.

Cause: The specified database did not have an assigned region.

Action: Use 'modify database' to assign a region to this database.

ORA-45509: Database *string* has an invalid status "*string*".

Cause: The specified database had an invalid status.

Action: Check that the account "gsmuser" has been enabled by the remote DBA, that you used the correct password for "gsmuser" when running "add database", and that

there is an existing valid node check for registration (VNCR) entry for this database host.

ORA-45510: There is an outstanding GSM request for change number *string* created at *string*. GSM has failed to apply this request *string* times.

Cause: A change request originating from a gdsctl command was not applied after several minutes.

Action: Verify that the Global Service Manager (GSM) server is able to connect to all databases in the framework to apply the change.

ORA-45511: Service *string* does not have a preferred database.

Cause: The specified service did not have a preferred database. This can happen if the database was removed from the pool.

Action: Use 'modify service' to provide a preferred database for this service.

ORA-45512: Service *string* is a local only service which has an available database in region *string*, but does not have a preferred database in the same region.

Cause: The specified service did not have a preferred database in a region in which it had an available database.

Action: Use 'modify service' to provide a preferred database in this region for this service, or remove the available database in this region.

ORA-45513: Database *string* has no global services defined for it.

Cause: A database was added to the global data services framework, but no global services have been defined for it, or they have all been removed.

Action: This is an informational message. Consider defining a service for this database, or removing the database from the framework.

ORA-45514: Region *string* does not contain any databases.

Cause: A region was added to the global data services framework, but no databases were added to this region, or they have all been removed.

Action: This is an informational message. Consider adding a database to this region or removing the region.

ORA-45515: Region *string* does not contain any GSMs.

Cause: A region was added to the global data services framework, but no global services manager servers were defined for this region, or they have all been removed.

Action: This is a warning message. You are advised to define a GSM in this region for high availability.

ORA-45516: GDS pool *string* does not contain any databases.

Cause: The specified Global Data Services (GDS) pool did not contain any databases.

Action: This is an informational message. Consider adding databases to this pool or removing the pool from the global data services framework.

ORA-45517: GDS pool *string* does not contain any global services.

Cause: The specified Global Data Services (GDS) pool did not contain any global services.

Action: This is an informational message. Consider adding services to this pool or removing the pool from the global data services framework.

ORA-45518: Service *string* will not be started on logical/snapshot standby.

Cause: The specified service will not be started on a logical/snapshot standby.

Action: This is a warning message. Consider re-defining lag parameter to "any", if the service needs to be started on a logical/snapshot standby.

ORA-45519: Database pool *string* is empty; this operation cannot be performed on an empty pool.

Cause: The database pool does not contain any databases. Therefore this operation will have no effect.

Action: This is a warning message. Do not perform this operation on an empty database pool.

ORA-45520: A service with locality ANYWHERE cannot set region failover.

Cause: Service attributes ANYWHERE and REGION_FAILOVER are incompatible.

Action: Do not attempt to set REGION_FAILOVER on a service with locality ANYWHERE.

ORA-45521: A service with a primary role cannot set FAILOVER_PRIMARY.

Cause: A service with a primary role cannot set FAILOVER_PRIMARY.

Action: Do not attempt to set FAILOVER_PRIMARY on a service that has a primary role.

ORA-45522: LOCAL_ONLY service *string* cannot be relocated to a database in another region.

Cause: The specified service is LOCAL_ONLY and cannot be relocated to a database in a different region.

Action: Do not relocate a LOCAL_ONLY service to a database in another region.

ORA-45523: Warning: service *string* is already stopped.

Cause: The service was stopped already.

Action: None; this is only a warning message.

ORA-45524: must explicitly specify Global Data Services pool name because there could be multiple candidates

Cause: An attempt to have a default Global Data Services pool when multiple pools already coexist in the domain failed.

Action: Do not omit '-gdspool gdspool_name_list' when multiple pools exist

ORA-45525: A value of TRANSACTION was provided for the service parameter '-failovertime', but bad or nonexistent value was specified for service parameter '-retention'.

Cause: The command specified a value of TRANSACTION for the service parameter '-failovertime', and either did not provide a value for the parameter '-retention', or provided a value that was less than or equal to the value provided for the parameter '-replay_init_time'.

Action: If a service is created with a value of TRANSACTION for the parameter '-failovertime', then a value must be provided for the parameter '-retention', and that value must be greater than the value provided for the parameter '-replay_init_time'.

ORA-45526: A value of TRANSACTION was provided for the service parameter '-failovertime', but a bad or nonexistent value was specified for service parameter '-replay_init_time'.

Cause: The command specified a value of TRANSACTION for the service parameter '-failovertime', and either did not provide a value for the parameter '-replay_init_time', or provided a value that was less than or equal to the value provided for the parameter '-failoverdelay'.

Action: If a service is created with a value of TRANSACTION for the parameter '-failovertime', then a value must be provided for the parameter '-replay_init_time', and that value must be greater than the value provided for the parameter '-failoverdelay'.

ORA-45527: Database compatibility level was too low for use with Global Data Services (GDS).

Cause: The major database compatibility level is below 12. The Global Data Services (GDS) feature requires that the database compatibility level of all participating databases be at 12 or above.

Action: In order to use this database for Global Data Services (GDS), an upgrade must be completed so that its major compatibility level is at 12 or above.

ORA-45528: Service *string* has not been globally started.

Cause: An attempt was made to start the service in a specific database without first starting it globally.

Action: Start the service globally by using 'start service' command without specifying the '-database' parameter.

ORA-45529: Database has not been configured to use an SPFILE.

Cause: The database was not configured to use an SPFILE. This is required before it can be used within a Global Data Services (GDS) framework.

Action: Reconfigure the database to use an SPFILE and attempt the action again.

ORA-45530: A local service with the same name already exists.

Cause: An attempt was made to create a global service with the same name as an existing local service.

Action: Use a different service name or delete the existing local service.

ORA-45531: This database is already in another Global Data Services (GDS) framework.

Cause: An attempt was made to create a Global Data Services (GDS) catalog on a database that was already in another GDS framework.

Action: Remove this database from the other framework before using it as a Global Data Services (GDS) catalog.

ORA-45532: This database is already a catalog for another Global Data Services (GDS) framework.

Cause: An attempt was made add a database to a Global Data Services (GDS) framework, but it was already a catalog database for another framework.

Action: Do not attempt to to add a Global Data Services (GDS) catalog to another GDS framework.

ORA-45533: Service *string* is already being modified from another GDSCTL session.

Cause: The specified service was already in the process of being modified.

Action: Wait until any other service modifications have completed. If this problem persists, contact Oracle Support Services.

ORA-45534: There is a running GSM (Global Service Manager) connected to the catalog.

Cause: This command could not be executed while there were running GSM (Global Service Manager) servers connected to the catalog.

Action: Shut down all GSM servers before running this command.

ORA-45535: Catalog version cannot be determined.

Cause: The version of the GDS (Global Data Services) catalog could not be determined.

Action: Contact Oracle Support Services.

ORA-45536: This version of GDSCTL is not compatible with the GDS (Global Data Services) catalog.

Cause: The version of GDSCTL being used was not compatible with the current GDS catalog.

Action: Refer to the documentation for compatible versions and upgrade or downgrade GDSCTL or the GDS catalog.

ORA-45537: This version of GSM (Global Service Manager) is not compatible with the GDS (Global Data Services) catalog.

Cause: The version of GSM being used was not compatible with the current GDS catalog.

Action: Refer to the documentation for compatible versions and upgrade or downgrade GSM or the GDS catalog.

ORA-45538: The database version is not compatible with the GDS (Global Data Services) catalog.

Cause: The version of the database being added was not compatible with the GDS catalog.

Action: Refer to the documentation for compatible versions and upgrade or downgrade the database or the GDS catalog.

ORA-45539: Database *string* has already been added to another pool.

Cause: An attempt was made to add a database to a pool, but this database has already been added to another pool.

Action: Do not attempt to add a database to two different pools.

ORA-45540: Call to SRVCTL failed with status *string*, errors: *string*.

Cause: An attempt to call the SRVCTL command line failed with the specified errors.

Action: Refer to the Oracle Real Application Clusters (Oracle RAC) documentation and resolve the problems reported by SRVCTL.

ORA-45541: Parameters "-serverpool" and "-cardinality" are invalid for administrator-managed Oracle RAC databases.

Cause: The service command stipulated -serverpool or -cardinality but this database was an administrator-managed Oracle RAC database, which does not recognize these parameters.

Action: Do not use -serverpool or -cardinality on administrator-managed Oracle RAC databases.

ORA-45542: Parameters "-serverpool", "-cardinality", and "-instances" are invalid for non-Oracle RAC databases.

Cause: The service command stipulated -serverpool, -cardinality, or -instances but this database was a non-Oracle RAC database, which does not recognize these parameters.

Action: Do not use -serverpool, -cardinality, or -instances on non-Oracle RAC databases.

ORA-45543: Parameter "-instances" is invalid for policy-managed Oracle RAC databases.

Cause: The service command stipulated -instances, but this database was a policy-managed Oracle RAC database, which does not recognize this parameter.

Action: Do not use -instances on policy-managed Oracle RAC databases.

ORA-45544: An invalid weight string was provided for manual override of runtime load balancing.

Cause: The string provided by GDSCTL to override runtime load balancing with manual region weights was badly formed.

Action: Retry the command. If the problem persists, contact Oracle Support Services.

ORA-45545: cannot delete all remaining instances

Cause: This command would delete all remaining instances from the service, leaving the service in an invalid state.

Action: Do not provide an instance list that would delete all instances.

ORA-45546: cannot create process to run SRVCTL with system error *string*

Cause: There was a problem creating a new process to run SRVCTL from the command line.

Action: Check the Oracle alert log on the Oracle database server machine and rectify the problem on the server.

ORA-45547: A call to SRVCTL failed with error *string* because of bad parameters.

Cause: The command-line execution of SRVCTL failed because of bad parameters.

Action: Check the database server traces and contact Oracle Support Services.

ORA-45548: The catalog database can be downgraded, downgrading a catalog database after making changes is not advised.

Cause: This is a warning message only. This command required catalog changes and the 'compatible' database parameter indicated that the database could be downgraded. Downgrading a catalog database after making catalog changes is not advised and may cause data loss in the catalog.

Action: Make your database upgrade permanent by updating the 'compatible' database parameter before using GDSCTL commands that will alter the catalog.

ORA-45549: Catalog changes are not possible without a running GSM at the current version.

Cause: This command required catalog changes, which are not allowed unless there is at least one Global Service Manager (GSM) server running at the current version.

Action: Start a GSM server that is running the current version of the software. If there are none, upgrade at least one existing GSM or add a new one at the current version.

ORA-45550: service does not exist

Cause: An attempt was made to start a service that did not exist on the target database.

Action: None. This error was caught by the Global Service Manager (GSM), and the service was created automatically.

ORA-45551: Instance *string* was not in the instance list for this database.

Cause: An attempt was made to delete an instance from this database but the instance was not in the existing instance list.

Action: None. This is a warning only. No action was taken for the named instance.

ORA-45552: None of the provided instances were in the instance list for this database.

Cause: The provided instance list did not contain any valid instances, or the existing instance list for the catalog was empty.

Action: Check the list of instances and run the command again if necessary.

ORA-45553: Service *string* does not have any instances defined for database `\\(s\\)` *string*.

Cause: An attempt was made to start a service on an administrator-managed Oracle RAC database, but there were no instances defined for the service on that database.

Action: Define instances for the service on all of the listed databases before attempting to start the service.

ORA-45554: There are no services that can start on database *string*.

Cause: An attempt was made to start all services for a given database but there were no services that could start.

Action: None. This is a warning message indicating that no action was taken for this command.

ORA-45555: The target database is not in the preferred or available list for this service.

Cause: The new database name provided was not in the list of preferred or available databases for the service.

Action: Either add the new database to the service or relocate the service to another database.

ORA-45556: A database name or service name was not provided.

Cause: A disable service request did not provide either a database name or a service name.

Action: Provide either a service name or a database name on the request.

ORA-45557: The database pool *string* does not contain a broker configuration.

Cause: An attempt was made to remove a broker configuration from a database pool that does not contain one.

Action: Rerun the command using a different database pool.

ORA-45558: There are no database pools in this catalog.

Cause: The catalog did not have any database pools defined.

Action: Create at least one database pool before running any other commands.

ORA-45559: Global service manager (GSM) *string* did not provide a version.

Cause: The GSM did not provide a version when attempting to connect to the catalog.

Action: This version of GSM is too old to connect to the catalog. Upgrade the GSM installation.

ORA-45560: Database *string* must contain at least one preferred instance.

Cause: The MODIFY command did not add any preferred instances or removed all existing preferred instances from this database.

Action: Provide at least one preferred instance, or do not attempt to remove all existing preferred instances.

ORA-45561: region name is required

Cause: A region name was not provided and was required because there were multiple regions in the catalog.

Action: Provide the region name on the command line.

ORA-45562: The Global Data Services catalog must be created in a root container.

Cause: The CREATE CATALOG command could not be executed on a container other than the root container.

Action: Use the root container to create the Global Data Services catalog.

ORA-45563: The pool database cannot be a pluggable database.

Cause: The ADD DATABASE command could not add a pluggable database.

Action: Provide the consolidated database name instead.

ORA-45564: pool "*string*" contains a sharded root configuration; only preferred_all services are allowed

Cause: An attempt was made to add non-uniform service to a pool that contains a sharded root.

Action: None

ORA-45565: pool "*string*" contains a sharded root configuration; databases cannot be added to this pool

Cause: An attempt was made to add a database to a pool that contains a sharded root.

Action: None

ORA-45566: pool "*string*" contains a sharded root configuration

Cause: An attempt was made to work with a generic pool that was not a sharded root.

Action: None

ORA-45567: pool "*string*" is not a shard

Cause: An attempt was made to work with a generic pool that was not a shard.

Action: None

ORA-45568: database link to catalog is invalid

Cause: An attempt to use a database link from a pool database to a catalog failed.

Action: Check the network connectivity and master global service manager (GSM) endpoint.

ORA-45570: The *string* is not empty and cannot be removed.

Cause: The shardspace or shardgroup was not empty and contained at least one shardgroup or shard.

Action: Delete all shards or shardgroups before calling the procedure again.

ORA-45572: Remote shard conversion job *string* failed with error: *string*

Cause: The remote scheduler job to convert a shard from seed has failed.

Action: Read the error and resolve the problem described, then restart the job using the "deploy" command in GDSCTL.

ORA-45573: shard open mode is *string*, it should be READ WRITE

Cause: The shard was opened in the incorrect mode for Oracle Data Guard broker setup.

Action: If the open mode was "MOUNTED", then check that the shard has been correctly converted from a shard seed. If the shard was already a converted primary shard, then open it in the correct mode and rerun "deploy" from GDSCTL.

ORA-45574: shard has role *string*, it should be PRIMARY

Cause: The shard did not have the correct role for Oracle Data Guard broker setup.

Action: Ensure the shard is placed in a shardgroup that will automatically assign the correct role to it.

ORA-45575: Deployment has terminated due to previous errors.

Cause: Due to previous errors deployment could not continue.

Action: Resolve the issues described in all of the displayed errors and rerun "deploy" from GDSCTL.

ORA-45576: Shard *string* requires conversion from seed, but the remote scheduler is not configured.

Cause: The remote scheduler agent is required to convert the shard from a seed, but it has not been configured.

Action: Configure the remote scheduler and rerun "\deploy" from GDSCTL.

ORA-45577: cannot convert standby shards to primary shard *string* because the DBID is unknown

Cause: A primary shard was added to the catalog but the DBID was not discovered, and none of the standby shards could be converted.

Action: Remove the primary shard from the catalog and re-add it so that the database identifier (DBID) can be discovered.

ORA-45578: No credential for scheduler jobs.

Cause: Credential could not be created or retrieved.

Action: Specify -osaccount and -ospassword in "add shard", or use "add credential" command to add credential.

ORA-45579: There are converted physical standby shards for intended primary seed shard *string*.

Cause: The primary shard was still an unconverted seed, but it had converted standby shards. Standby shards cannot be converted before their primary shard.

Action: Either remove the converted standby shards or remove the primary shard, convert it manually, and re-add it.

ORA-45580: invalid value specified for input parameter *string*

Cause: The specified parameter was set to an invalid value.

Action: Verify the parameter value and retry operation.

ORA-45581: cannot mix sharded and non-sharded pools in the same catalog

Cause: An attempt was made to create a sharded and a non-sharded database pool in the same catalog.

Action: Create a separate catalog for each database pool type.

ORA-45582: The chunk *string* was not found or has been moved to another shard.

Cause: The client application specified a chunk name associated with the current user call that was not found on the current shard.

Action: Invalidate the connection pool routing table for this shard.

ORA-45583: chunk *string* does not contain the specified key

Cause: The chunk, specified by the client application, was split or never contained the specified key.

Action: Invalidate the pool routing table for the given chunk. The client should ask the listener to route to the specified key.

ORA-45584: The shard object to be removed does not exist.

Cause: The shardspace or shardgroup that you intended to remove did not exist in catalog.

Action: Do not attempt to remove the shard object again.

ORA-45585: Chunk move failure: target shard is unavailable: "*string*"

Cause: The chunk move failed. The source shard could not connect to the target.

Action: Check the availability of the target shard and network configuration.

ORA-45586: Chunk move failure: target shard is in invalid state: "*string*"

Cause: The chunk move failed. The target shard was improperly configured.

Action: Call the GDSCTL VALIDATE SHARD command for more details.

ORA-45587: Chunk move failure: target standby is unavailable; connection string: "*string*"

Cause: The chunk move failed. The source shard could not connect to the target standby shard.

Action: Check the availability of the target standby shard and broker configuration.

ORA-45588: Chunk move failure: unable to read tablespace information "*string*"

Cause: Shard metadata inconsistency was detected.

Action: Call the GDSCTL VALIDATE SHARD command for more details.

ORA-45589: Chunk move failure: DB_FILE_CREATE_DEST value is not valid

Cause: Shard configuration inconsistency was detected.

Action: Set the DB_FILE_CREATE_DEST initialization parameter to a valid existing folder.

ORA-45590: Chunk move failure: backup cannot be created for tablespace "*string*"

Cause: Shard configuration inconsistency was detected.

Action: Set the DB_FILE_CREATE_DEST initialization parameter to a valid existing folder.

ORA-45591: Chunk move failure: data file copy error. Destination: "*string*"

Cause: There was a database management system (DBMS) file transfer error.

Action: Check the alert log for details.

ORA-45592: Chunk move failure: RPC error on: "*string*"

Cause: There was a database management system (DBMS) file transfer error.

Action: Check the alert log for details.

ORA-45593: Chunk move failure: file delete error on source shard

Cause: The backup file could not be deleted from the file system.

Action: Check the operating system log for details.

ORA-45594: Chunk move failure: cannot put chunk into read-only state

Cause: There was an internal error which prevented a chunk state change.

Action: Check the alert log for details.

ORA-45595: Chunk move failure: export metadata error

Cause: There was an internal error which prevented the metadata export.

Action: Check the alert log for details.

ORA-45596: cannot remove region because it contains a shardgroup

Cause: The region was not empty because it contained at least one shardgroup.

Action: Remove all shardgroups from the region and retry the operation.

ORA-45598: Shard *string* is in converted state *string*, it should be either "PRIMARY" or "PHYSICAL STANDBY".

Cause: The shard was in an invalid or unsupported state for use with sharding.

Action: Rebuild the shard using Oracle Database Configuration Assistant (DBCA) or reapply an RMAN backup to bring the shard to a supported state.

ORA-45599: Shard *string* is in converted state *string*, but does not have a valid DBID.

Cause: The discovered database identifier (DBID) for the shard was invalid, but the shard was already converted from a shard seed.

Action: Check the DBID for the shard and report this issue to Oracle Support Services.

ORA-45600: Transparent Sensitive Data Protection (TSDP) internal error

Cause: There was an unexpected error during TSDP operation.

Action: Retry the command. If the problem persists, contact Oracle Support Services.

ORA-45601: Invalid data has been found and discarded. Valid data has been imported.

Cause: The names of invalid or nonexistent database objects were found in the XML input.

Action: Check the trace files for the names of the invalid objects found in the XML input.

ORA-45602: Schema *string* does not exist.

Cause: The schema specified did not exist.

Action: Specify a valid schema.

ORA-45603: Schema *string* does not contain table *string*.

Cause: The table specified did not exist in the schema.

Action: Specify a valid table.

ORA-45604: Column *string.string* does not exist in schema *string*.

Cause: The column specified did not exist.

Action: Specify a valid column.

ORA-45605: invalid sensitive type *string*

Cause: A sensitive type that was associated with one or more sensitive columns did not exist.

Action: Ensure the valid sensitive type is mentioned. If it is a new sensitive type, include the definition in the XML input.

ORA-45606: There was no sensitive column matching the given criteria.

Cause: There was no sensitive column matching the schema, table and column input.

Action: Ensure the valid column is mentioned.

ORA-45607: Column *string.string* in schema *string* has already been identified as sensitive.

Cause: The column was already identified as sensitive.

Action: Remove the column from the list of sensitive columns to be imported.

ORA-45608: There are no sensitive columns for source *string*.

Cause: No sensitive columns were found for the given source.

Action: Specify the valid source.

ORA-45609: Sensitive type *string* already exists.

Cause: The sensitive type already existed in the database.

Action: Specify a different name for the sensitive type.

ORA-45610: Sensitive type *string* does not exist.

Cause: The sensitive type did not exist in the database.

Action: Specify the valid sensitive type.

ORA-45611: cannot drop sensitive type *string*

Cause: The sensitive type that is associated with one or more columns could not be dropped.

Action: Ensure the sensitive type is not associated with any column before dropping it.

ORA-45612: A Transparent Sensitive Data Protection (TSDP) policy with name *string* already exists.

Cause: A TSDP policy with the same name was found.

Action: Specify a different name for the policy.

ORA-45613: invalid Oracle security feature

Cause: The Oracle security feature specified was not supported by Transparent Sensitive Data Protection.

Action: Specify a valid security feature.

ORA-45614: invalid Transparent Sensitive Data Protection (TSDP) policy *string*

Cause: The TSDP policy specified did not exist.

Action: Specify a valid policy.

ORA-45615: One or more sensitive column types already exist.

Cause: Importing the list of sensitive columns succeeded. However, one or more sensitive column types already existed in the database and were not imported again. The corresponding column is associated with the existing type.

Action: Check the trace files for details regarding which sensitive column types were not imported.

ORA-45616: Column *string.string* in schema *string* is not identified as sensitive.

Cause: An attempt was made to alter a column that was not identified as sensitive.

Action: Specify a valid column.

ORA-45617: Policy *string* is not associated with sensitive column type *string*.

Cause: The given policy was not associated with the sensitive column type.

Action: Specify the valid combination of policy and sensitive column type.

ORA-45618: policy enforcement failure on one or more columns

Cause: Policy enforcement on one or more columns encountered errors.

Action: Check the alert log or trace files for more details.

ORA-45619: Policy *string* is not enabled on column *string*.

Cause: The given policy was not enabled on the column.

Action: Specify a valid policy.

ORA-45620: Policy *string* is already associated with sensitive column type *string*.

Cause: The given policy was associated with the sensitive column type.

Action: Specify the valid policy and sensitive column type.

ORA-45621: Disabling of a policy on one or more columns failed.

Cause: Errors were encountered while disabling one or more policies.

Action: Check the alert log for more details.

ORA-45622: warnings generated during policy enforcement

Cause: The cause of this error could be one or more of the following: - The policy that was associated with the sensitive column type of a column was not enabled on the column because no subpolicy matched the column properties. - There was no policy associated with the sensitive column type of a sensitive column. - A conflicting redaction policy was enabled on the table.

Action: Check the alert log for more details.

ORA-45623: There is no policy associated with the sensitive column type.

Cause: There was no policy associated with the sensitive column type of a column.

Action: Check the alert log for more details.

ORA-45624: reenabling protection failed before import

Cause: Importing the list of sensitive columns failed because there was a problem in disabling protection on the columns. A subsequent attempt to reenable protection on the columns also failed.

Action: Check the alert log for more details.

ORA-45625: reenabling protection failed after import

Cause: Importing the list of sensitive columns succeeded. A subsequent attempt to reenable protection on the columns failed.

Action: Check the alert log for more details.

ORA-45626: Dropping of one or more columns from the list failed.

Cause: Disabling protection on the column failed.

Action: Check the trace files for more details.

ORA-45627: There are no sensitive columns of sensitive column type *string*.

Cause: There was no column for the given sensitive column type.

Action: Specify a valid sensitive column type.

ORA-45628: no policy associated with sensitive column type *string*

Cause: There was no policy associated with the sensitive column type.

Action: Specify a valid sensitive column type.

ORA-45629: policy *string* is enabled on one or more columns

Cause: A Transparent Sensitive Data Protection policy that was enabled on a column could not be altered or dropped.

Action: Disable the policy before altering or dropping the policy.

ORA-45630: Policy *string* is associated with one or more sensitive types.

Cause: A Transparent Sensitive Data Protection policy that was associated with a sensitive column type could not be dropped.

Action: Disassociate the policy from the sensitive column type before dropping the policy.

ORA-45631: Policy *string* does not have the given condition.

Cause: The given condition was not found for the policy.

Action: Specify the valid condition for the policy.

ORA-45632: default policy *string* cannot be altered

Cause: The default policy for Transparent Sensitive Data Protection could not be altered.

Action: Specify the valid policy to be altered.

ORA-45633: default policy *string* cannot be dropped

Cause: The default policy for Transparent Sensitive Data Protection could not be dropped.

Action: Specify the valid policy to be dropped.

ORA-45634: The security feature does not contain parameter *string*.

Cause: An invalid parameter was found for the given security feature.

Action: Verify the parameters input to the policy.

ORA-45635: invalid parameter found: *string*

Cause: An invalid parameter was found for the given security feature.

Action: Verify the parameters input to the policy.

ORA-45636: Input parameter for '*string*' is not valid.

Cause: Invalid input was given for the parameter.

Action: Enter valid input.

ORA-45637: invalid condition given for policy condition

Cause: The given condition was invalid.

Action: Enter a valid value for the condition.

ORA-45638: Policy *string* is enabled on one or more columns of sensitive type *string*.

Cause: A Transparent Sensitive Data Protection policy that was enabled on one or more columns of a particular sensitive type could not be disassociated from the sensitive type.

Action: Ensure the policy is not enabled on a column of the given sensitive type.

ORA-45639: discovery result cannot be imported

Cause: One or more columns from the XML input were already identified as sensitive by a different source.

Action: Check the trace file for a list of sensitive columns that were already identified as sensitive.

ORA-45640: Columns from SYS schema cannot be marked as sensitive.

Cause: A column in a SYS-owned table was being marked as sensitive.

Action: Ensure the column being marked as sensitive does not belong to SYS schema.

ORA-45641: cannot specify SEC_RELEVANT_COLS parameter

Cause: The SEC_RELEVANT_COLS parameter was specified while configuring a Transparent Sensitive Data Protection (TSDP) policy. SEC_RELEVANT_COLS_OPT parameter can be specified to indicate that TSDP should input the sensitive column as input to SEC_RELEVANT_COLS parameter at the time of enabling protection.

Action: Use the SEC_RELEVANT_COLS_OPT parameter to configure the security relevant column.

ORA-45642: transparent sensitive data protection (TSDP) operation not supported

Cause: An attempt was made to perform the TSDP operation from inside the application install or patch begin-end block.

Action: Perform the TSDP operation outside the application install or patch begin-end block.

ORA-45643: specified column cannot be marked as sensitive.

Cause: An attempt was made to mark one of the virtual or hidden columns as sensitive.

Action: Retry the operation by removing the virtual or hidden column.

ORA-45900: data file number *string* already included as *string*

Cause: RMAN attempted to use the specified data file number, but this data file number was already in use by a different container database.

Action: Resolve the conflict and retry the command.

ORA-45901: File *string* is from different container identifier *string*; current *string*

Cause: This backup piece contained a data file that did not belong to the current container. Cataloging such a backup piece is not allowed.

Action: Connect to root or correct Pluggable Database and retry the command.

ORA-45902: cannot rename data file '*string*' - file was instantly restored.

Cause: During ALTER DATABASE RENAME or RMAN command SWITCH, the rename was specified for an instantly restored file.

Action: Rename the file that was not instantly restored or wait until the repopulation work is complete and the retry the command.

ORA-45903: catalog instantly restored data file copy *string* is not supported

Cause: This data file copy was instantly restored. Cataloging such file is not supported.

Action: Do not request to catalog instantly restored data file copy.

ORA-45904: instant restore of data file copy *string* is not supported

Cause: An attempt was made to restore a data file copy in instant restore mode. This is not supported.

Action: Do not restore a data file copy in instant restore mode.

ORA-45905: deleting or restoring instantly restored data file *string* is not supported

Cause: This data file was instantly restored with the full option. A background process was repopulating the data file. An attempt to take the data file out of the process failed. Deleting or restoring such files is not supported.

Action: Retry the command later.

ORA-45906: moving instantly restored data file *string* is not supported

Cause: This data file was instantly restored. Moving such file is not supported.

Action: Do not request to move instantly restored data file.

ORA-45907: instant restore of data file *string* failed

Cause: During an instant restore, it was not possible to initialize the destination data file. There might be other messages on the error stack or alert log or trace file that indicate the specific reason for the failure. One common reason for this message is that the instant restore feature is disabled in this database.

Action: Check the other messages. If the situation cannot be resolved, then request a regular (not instant) restore.

ORA-45908: cannot create a control file record for data file number *string*

Cause: This data file was instantly restored. An attempt was made to create a record in the control file for the data file. Unless the database is mounted, this command cannot be completed.

Action: Mount the database and retry the command.

ORA-45909: restore, recover or block media recovery may be in progress

Cause: A backup or copy was attempted while restore, recover or block media recovery was in progress. This error should be preceded by another error indicating file access enqueue problem for a file specified in a backup, copy or restore operation.

Action: Let restore, recover or block media recovery finish before starting a backup or copy operation.

ORA-45910: cannot look up the rewrapped key for tablespace *string*

Cause: During transport, an encrypted tablespace could not find its rewrapped key as part of an RMAN cross-platform command.

Action: Connect to the respective pluggable database and check if the master table is created.

ORA-45911: cannot restore as encrypted/decrypted on database with compatibility below 12.2

Cause: Restore with encryption and decryption is only supported on 12.2 compatible databases and above.

Action: Upgrade database or restore without encryption/decryption.

ORA-45912: cannot restore as encrypted/decrypted from backup piece with pre-12.2 compatibility

Cause: Restore with encryption and decryption requires backups have 12.2 compatibility.

Action: Create backup of 12.2 database or restore without encryption or decryption.

ORA-45913: cannot backup file *string* because it belongs to dropped PDB

Cause: The indicated file was not included in the backup because it belongs to a dropped pluggable database (PDB).

Action: Do not request to backup dropped PDB files.

ORA-45914: cannot backup a mounted control file of type backup

Cause: An attempt was made to backup a control file when the mounted control file at that time was a backup control file. This is not allowed.

Action: Mount a current control file and retry the operation.

ORA-45915: physical block size *string* does not match logical block size *string*

Cause: The physical block size and logical block size of the backup piece did not match.

Action: Ensure that the physical block size size and logical block size match before copying the backup piece.

ORA-45916: must use backup control file that has dropped PDB with GUID *string*

Cause: Some restored files belonged to the dropped pluggable database (PDB) with respect to the current control file.

Action: Restore and mount a backup control file that has the dropped PDB.

ORA-46000 to ORA-46988

ORA-46000: invalid option to apply XS Data Security

Cause: The input value was not a valid option to apply XS Data Security.

Action: Use a valid option to apply XS Data Security.

ORA-46001: argument *string* is not valid for XS Data Security policies

Cause: An illegal argument value was used with DBMS_RLS to apply XS Data Security.

Action: Use the XS_DATA_SECURITY API to apply XS Data Security.

ORA-46003: Column "*string*" is not valid in data security policy for "*string*"

Cause: An invalid column was specified in the data security policy.

Action: Correct the column name in the policy.

ORA-46004: XS Data Security policy is not applied on *string.string*

Cause: A table without an XS Data Security policy applied was specified.

Action: Specify a table with one XS Data Security policy applied.

ORA-46005: multiple XS Data Security policies applied on *string.string*

Cause: A table with more than one XS Data Security policy applied was specified.

Action: Specify a table with one XS Data Security policy applied.

ORA-46006: cannot mix VPD column and XS column constraint policies

Cause: The object was protected by both VPD (Virtual Private Database) column security and XS column constraint policies.

Action: Disable or drop either the VPD or XS column policies.

ORA-46007: no XS Data Security policy associated with *string.string*

Cause: A table not associated with an XS Data Security policy was specified.

Action: Specify a table associated with an XS Data Security policy.

ORA-46008: multiple XS Data Security policies associated with *string.string*

Cause: A table associated with more than one XS Data Security policy was specified.

Action: Specify a table associated with one XS Data Security policy.

ORA-46019: User-built Static ACL Materialized View does not exist

Cause: A non-existing user-built Static ACL Materialized View was specified

Action: Create a user-built Static ACL Materialized View with the specified name or use system-built Static ACL views

ORA-46020: User-built Static ACL Materialized View has invalid schema

Cause: A user-built Static ACL Materialized View was specified but with an incorrect schema

Action: Create a user-built Static ACL Materialized View with at least the required columns with correct names and types

ORA-46021: Invalid refresh mode specified for Static ACL Materialized View

Cause: The refresh mode specified for the Materialized View supporting static ACLs is invalid.

Action: Specify either "ON DEMAND" or "ON COMMIT" for parameter refresh_mode

ORA-46022: Invalid name specified for user-built Static ACL Materialized View

Cause: The name specified for the Static ACL Materialized View (ACLMV) is reserved for system-built ACLMVs.

Action: Rename the user-built Static ACL Materialized View

ORA-46023: Application Session affinity is not the same as when the cursor was parsed.

Cause: The security context was changed and was different from the time the cursor was parsed.

Action: Make sure the security context is the same as when the cursor was parsed.

ORA-46024: The policy schema differs from the object schema for Static ACL Materialized View based XDS policy.

Cause: The specified object schema was different from the policy schema.

Action: Make sure the object and the policy have the same schema.

ORA-46025: no static rule specified in applied policy

Cause: The policy applied on the table did not contain any static rules.

Action: Ensure the applied policy has at least one static rule.

ORA-46026: creation of static ACL materialized view (MV) failed

Cause: Creation of the static access control list (ACL) materialized view (MV) failed.

Action: Check the trace file for detailed error information.

ORA-46050: Oracle Real Application Security internal error.

Cause: There was an Oracle Database Real Application Security internal error.

Action: None

ORA-46051: invalid application user specified

Cause: An invalid application user was specified.

Action: Check the user name and execute the function or procedure again.

ORA-46052: invalid session ID specified

Cause: An invalid XS Security session ID was specified.

Action: Check the session ID and execute the function or procedure again.

ORA-46053: invalid cookie specified

Cause: An invalid XS Security session cookie was specified.

Action: Check the session cookie and execute the function or procedure again.

ORA-46054: invalid namespace specified

Cause: An invalid XS session application namespace or system-defined namespace was specified. Certain operations are not allowed on the system-defined namespace.

Action: Check the namespace and execute the function or procedure again.

ORA-46055: invalid role specified

Cause: An invalid application role was specified.

Action: Check the role and execute the function or procedure again.

ORA-46056: invalid namespace or attribute specified

Cause: An invalid XS Security application namespace or attribute was specified.

Action: Check the namespace and attribute, and execute the function or procedure again.

ORA-46057: namespace already exists

Cause: The specified XS Security application namespace was already in existence.

Action: Execute the function or procedure with a different namespace.

ORA-46058: attribute *string* is invalid

Cause: An invalid XS Security application namespace attribute was specified.

Action: Check the attribute and execute the function or procedure.

ORA-46059: Invalid ACL identifier specified

Cause: The specified ACL identifier is invalid.

Action: Check the ACL identifier, and execute the function or procedure again with a valid ACL ID.

ORA-46060: user name not specified

Cause: An application user was not specified.

Action: Execute the function or procedure with a user name.

ORA-46061: session ID not specified

Cause: XS Security session ID was not specified.

Action: Execute the function or procedure with a session ID.

ORA-46062: Namespace not specified

Cause: XS Security application namespace was not specified.

Action: Execute the function or procedure with a namespace.

ORA-46063: not attached to XS Security session

Cause: There was no attachment to an XS Security session.

Action: Attach to an XS Security session and execute the function or procedure.

ORA-46064: attribute name not specified

Cause: XS Security application namespace attribute name was not specified.

Action: Execute the function or procedure with an attribute name.

ORA-46065: attribute value not specified

Cause: XS Security application namespace attribute value was not specified.

Action: Execute the function or procedure with an attribute value.

ORA-46066: inactivity timeout not specified

Cause: XS Security session inactivity timeout was not specified.

Action: Execute the function or procedure with an inactivity timeout value.

ORA-46067: cookie not specified

Cause: XS Security session cookie was not specified.

Action: Execute the function or procedure with a cookie value.

ORA-46068: role not specified

Cause: XS Security role was not specified.

Action: Execute the function or procedure with a Role value.

ORA-46069: operation disallowed in an application session

Cause: Operations were blocked when an application session was attached.

Action: Try the operation later after the application session is detached.

ORA-46070: insufficient privileges

Cause: An attempt was made to execute an XS Security session function or procedure without the appropriate privilege.

Action: Ask the administrator to perform the operation or to grant the appropriate privilege.

ORA-46071: Error occurred in event handler *string*

Cause: An error or exception was returned by the error handling function invoked as part of the current operation.

Action: Check the trace files to identify the source of the error in the event handling function. Attempt the operation again after the error has been resolved. Also, abort attach session since the changes made to the session by the event handler might not have been recorded because of the error.

ORA-46072: Column width too small

Cause: The size of the column or variable used to store the output of this function or procedure is too small.

Action: Increase the size of the column or variable and try again.

ORA-46073: cookie already in use by another session

Cause: The specified XS Security session cookie was used by another XS Security session.

Action: Execute the function or procedure with a different cookie.

ORA-46074: session ID mismatch

Cause: The specified session ID does not match the attached session ID.

Action: Execute the function or procedure without a session ID or with a matching attached session.

ORA-46075: already attached to an application user session

Cause: The current database session is already attached to an application user session.

Action: Detach from the current application user session before attaching to the new application user session.

ORA-46076: The specified name length not within valid range.

Cause: The length of the name was shorter or longer than allowed limits.

Action: Try again with a new name with a length less than the maximum or or more than the minimum allowed.

ORA-46077: Length of value too large

Cause: The specified attribute value is too large.

Action: Execute the function or procedure again with a smaller attribute value.

ORA-46078: Invalid event type specified

Cause: The event type specified is invalid.

Action: Reattempt the operation with an invalid event type.

ORA-46079: invalid external principal specified

Cause: An XS Security principal already existed with same name.

Action: Specify another external principal and try again.

ORA-46080: User status is currently inactive

Cause: User was marked inactive.

Action: Change status in enterprise directory to active and try again.

ORA-46081: User's password has expired

Cause: User password was expired.

Action: Change the user's password and update status to active.

ORA-46082: User's account was locked

Cause: The user's account is locked.

Action: Update user's status to Active in Enterprise Directory and try again.

ORA-46083: Cannot update the GUID of the principal

Cause: The GUID of the principal existed or the external source was not set.

Action: None

ORA-46084: cannot update or delete system-seeded XS objects.

Cause: An attempt was made to update or delete system-seeded XS objects.

Action: Do not attempt to update or delete system-seeded XS objects.

ORA-46085: Cannot add a proxy user when there was no proxy roles.

Cause: An attempt was made to add a proxy user to a target user when proxy roles did not exist.

Action: Verify the proxy roles and try again.

ORA-46086: Cannot detach from a direct-login XS session

Cause: An attempt was made to detach from an XS session created by a direct password login.

Action: To detach and destroy the XS session, logout of the DB session.

ORA-46087: Switching users not allowed for a proxy session

Cause: An attempt was made to switch users within a proxy session.

Action: Switch back to original user and try again.

ORA-46088: operation disallowed in application session

Cause: The specified operation was not allowed in an application session.

Action: None

ORA-46089: Unsupported verifier type

Cause: This verifier was not currently supported.

Action: Execute again with a different verifier type.

ORA-46090: Requested event handler not registered for the event

Cause: An attempt was made to update or delete nonregistered event handler.

Action: Please verify event handler name.

ORA-46091: Requested event handler already registered for the event

Cause: An attempt was made to re-register an event handler.

Action: Please verify event handler name.

ORA-46092: Requested event handler does not exist

Cause: An attempt was made to register a nonexistent event handler.

Action: Please verify event handler name or create the event handler.

ORA-46093: Cannot destroy a direct-login XS session

Cause: An attempt was made to destroy an XS session created by a direct password login.

Action: To destroy the XS session, logout of the DB session.

ORA-46094: XS user not effective

Cause: An attempt was made to create an XS session by a user that is not effective.

Action: To create the XS session, contact the administrator to check the effective dates on the user.

ORA-46095: Invalid error code supplied

Cause: An error code with an illegal value was supplied.

Action: Use an error code from the range of valid values.

ORA-46096: An attribute in a namespace cannot have both default value and first read event set.

Cause: Both default value and first read were specified in namespace template.

Action: Specify either default value or first read for the attribute in the namespace, but not both.

ORA-46097: The *string* did not exist in the *string*.

Cause: An attempt was made to delete an XS artifact which was not in existence within the scope.

Action: Check if the XS artifact was created or referenced within the scope.

ORA-46098: The *string* already exists in the *string*.

Cause: An attempt was made to create or refer to an XS artifact which was already in existence within the scope.

Action: Check if the XS artifact name is unique within the scope.

ORA-46099: Feature unsupported or not implemented

Cause: This feature was not supported or implemented.

Action: None

ORA-46100: XS session operations are disallowed during the execution of a definer's rights program unit.

Cause: An attempt was made to do an XS session operation that could modify the current security context inside a definer's rights program unit.

Action: Change the program unit to invoker's rights.

ORA-46101: Circular definition for aggregate privilege *string* in security class *string*

Cause: Definition of an aggregate privilege contained itself.

Action: Fix the aggregate privilege definition.

ORA-46102: Privilege *string* aggregated in security class *string* is not found

Cause: Definition of an aggregate privilege contained a privilege that is not defined in this or parent security classes.

Action: Fix the aggregate privilege definition.

ORA-46103: Circular definition for security class *string*

Cause: Security class definition inherited from itself through circular definition.

Action: Fix the security class definition.

ORA-46104: Security class *string* cannot inherit from base security classes

Cause: Definition of a security class specified an internal base security class as a parent security class.

Action: Remove the internal base security class from the "inherits-from" list.

ORA-46105: unable to load security class *string*

Cause: The specified security class did not exist.

Action: Create the security class.

ORA-46106: Missing parent security class for security class *string*

Cause: The specified security class did not have any parent security class.

Action: Add a parent security class using "inherits-from" tag.

ORA-46107: Privilege *string* not found in the associated security classes

Cause: The specified privilege did not exist in the security classes that were associated with the ACLs.

Action: Use a security class that contains the specified privilege.

ORA-46108: Invalid security class targetNamespace or name.

Cause: The security class targetNamespace attribute was either null or was longer than 4000 characters. Or, the security class name attribute was either null or was longer than 1024 characters.

Action: Provide valid targetNamespace and name attributes.

ORA-46109: Duplicate definition for privilege *string* in security class *string*.

Cause: The privilege name in the security class was previously defined in another security class.

Action: Provide a unique name for the privilege.

ORA-46111: Security Class *string* specified in the ACL *string* does not exist.

Cause: An invalid security class was specified in the ACL.

Action: Specify a valid security class.

ORA-46112: Duplicate security class name *string* under targetnamespace *string*

Cause: The security class name under the targetnamespace was also used for another security class.

Action: Provide a unique name for the security class.

ORA-46114: ACL name *string* not found.

Cause: An invalid ACL name was used as one of the operator parameters.

Action: Specify a valid ACL name.

ORA-46115: error raised during evaluation of a data realm

Cause: During SQL execution, evaluation of a data realm failed with an error.

Action: Find the cause of the error from the error stack.

ORA-46116: The ACL *string* is referenced by a namespace template.

Cause: An attempt was made to delete an access control list (ACL) which was referenced by a namespace template.

Action: Delete the namespace template first if the ACL needs to be deleted.

ORA-46117: The ACL *string* is set on a user or dynamic role.

Cause: An attempt was made to delete an access control list (ACL) that was set on a user or dynamic role.

Action: Set the ACL on the user or dynamic role to NULL, or delete the user or dynamic role if the ACL needs to be deleted.

ORA-46118: ACL *string* schema must be SYS.

Cause: An attempt was made to use an access control list (ACL) whose schema was not SYS.

Action: Check and use an ACL whose schema is SYS.

ORA-46119: ACL must not be NULL.

Cause: An attempt was made to specify a NULL value for an access control list (ACL).

Action: Remove the NULL parameter, or specify an existing ACL.

ORA-46200: Attribute cannot be deleted. The attribute is seeded from the template.

Cause: An attempt was made to delete an attribute that was seeded from the template from which this namespace was created.

Action: Attempt to delete only custom attributes.

ORA-46201: Attribute *string* already exists in namespace *string*.

Cause: An attempt was made to create an attribute that already exists within the given namespace.

Action: Make sure the attribute name is unique within the namespace.

ORA-46202: handler specified in the namespace template does not exist

Cause: An attempt was made to create a namespace template with an invalid handler function.

Action: Specify a valid handler function in the template.

ORA-46203: handler is not specified in the namespace template

Cause: An attempt was made to create a template or a custom attribute with events specified. However, a handler function was not specified in the template.

Action: Specify a valid handler function in the template.

ORA-46204: Multiple UID or GUID specified for the resource.

Cause: An attempt was made to create a resource with multiple UIDs or GUIDs specified in the document.

Action: Provide, at most, one UID or GUID for the resource in the document.

ORA-46205: User with empty GUID cannot create session.

Cause: An attempt was made by an user with an empty GUID to create a session.

Action: Update the GUID for the user.

ORA-46206: Negative inactivity timeout value not allowed.

Cause: An attempt was made to set the inactivity timeout time to a negative value.

Action: Specify a non-negative inactivity timeout value.

ORA-46207: During global callback execution, *string* is not allowed.

Cause: An attempt was made to execute a disallowed session operation during global callback execution.

Action: Remove the invalid session operation from callback function.

ORA-46208: Circular callback call caused by *string*

Cause: Circular callback call caused an infinite chain of callback function executions.

Action: Check the event handling functions to identify the source of the circular callback call. Attempt the operation again after the error has been resolved.

ORA-46209: User switch is disallowed for administrative operation.

Cause: An attempt was made to switch user with administrative operation.

Action: Attach the application session to a database session first.

ORA-46210: Source user is not anonymous in user assignment operation.

Cause: An attempt was made to assign user to a named user.

Action: Change source user to the anonymous user first.

ORA-46211: XS entity name length not within valid range.

Cause: An attempt was made to create an XS entity with a name length less than the minimum or more than the maximum allowed.

Action: Ensure the name length is in the valid range (between 1 and 128).

ORA-46212: XS entity with this name already exists.

Cause: An attempt was made to create an XS entity with a name that already belongs to another entity.

Action: Use a different name and try again.

ORA-46213: An unexpected constraint violation occurred during creation of an XS entity.

Cause: An attempt was made to create an XS entity resulting in an unexpected constraint violation.

Action: Check with the DBA or security administrator for resolution.

ORA-46214: Deletion of the XS entity is not allowed while dependencies exist.

Cause: An attempt was made to delete an XS entity with dependent entities in the system.

Action: Remove the dependencies and try again.

ORA-46215: XS entity by the name *string* did not exist.

Cause: A reference was made to an XS entity that did not exist.

Action: Review the entity reference and try again.

ORA-46216: XS entities are not related.

Cause: An attempt was made to remove a relation that did not exist.

Action: Review the entity reference and try again.

ORA-46217: Operation is not allowed.

Cause: An unexpected operation was performed.

Action: Check with the DBA or security administrator for resolution.

ORA-46218: Unauthorized proxy user

Cause: The current user was not an authorized proxy user of the client user during a switching user operation.

Action: Add the current user as a proxy user of the client user.

ORA-46219: Role version numbers mismatch in server and mid-tier.

Cause: There was another mid-tier attached to the server session with a different set of roles.

Action: Reattach the session supplying the current set of roles.

ORA-46220: database is in readable standby mode; changes will not be saved

Cause: An attempt was made to change an application session in readable standby mode.

Action: None

ORA-46221: cannot modify an application user that is currently connected

Cause: An attempt was made to modify an application user that is currently logged on.

Action: Make sure the application user is logged off, then repeat the command.

ORA-46222: Real Application principal name *string* conflicts with another user or role name.

Cause: There was already a user or role with that name.

Action: Specify a different user or role name.

ORA-46230: XS administrative operation failed.

Cause: An unexpected error occurred during the requested XS administrative operation.

Action: None

ORA-46231: Granted role is not a regular role.

Cause: A nonregular role was granted to a principal.

Action: Grant a regular role to a principal.

ORA-46232: Circular grant for role

Cause: The role was granted from itself through circular operation.

Action: Fix the role grant operation.

ORA-46233: Circular definition for ACL *string*

Cause: The ACL was inherited from itself through circular definition.

Action: Fix the ACL definition.

ORA-46235: Policy parameter *string* did not exist.

Cause: The policy parameter did not exist.

Action: Review the parameter definition and try again.

ORA-46236: Invalid policy parameter type

Cause: Invalid parameter type was specified.

Action: Use the correct parameter type.

ORA-46237: Mid-tier cache synchronization failed

Cause: An unexpected error occurred during mid-tier cache synchronization.

Action: None

ORA-46238: Database user or role '*string*' does not exist

Cause: An invalid database user or role was specified as the principal name.

Action: Make sure the database principal is a valid database user or role.

ORA-46239: Key manager not initialized.

Cause: A request to sign the message could not be processed because the key manager was not initialized.

Action: Reinitialize the key manager and resubmit the request.

ORA-46240: Application proxy user is already configured with a schema.

Cause: An attempt was made to add a schema to an application proxy user that already was configured with a schema.

Action: Remove the schema configuration of the application proxy user and try again.

ORA-46241: Application proxy user is not configured with the schema.

Cause: An attempt was made to remove a schema from an application proxy user that was not configured.

Action: None

ORA-46242: Granting a role to XSGUEST is not allowed.

Cause: An attempt was made to grant a role to the XSGUEST seeded user.

Action: None

ORA-46243: The dispatcher's session does not exist.

Cause: The dispatcher's session timed out due to inactivity.

Action: Increase the inactivity timeout for the dispatcher's session.

ORA-46244: The request is not signed by the dispatcher.

Cause: A request was made without the dispatcher's signature. The server is configured to accept requests signed by the dispatcher only.

Action: Ask the administrator to configure the mid-tier allowing the dispatcher signature. Or, ask the administrator to configure the server to not be in dispatcher-only mode.

ORA-46245: Invalid session or namespace request

Cause: The request message was corrupt.

Action: Check with the DBA or security administrator for resolution.

ORA-46246: session operation failed

Cause: An attempt was made to either update an XS Data Security session which did not exist, or to create an XS Data Security session which already existed, or to attach a direct-login XS Data Security session.

Action: None

ORA-46247: detach completed; session changes are not saved

Cause: The XS Data Security session is detached successfully, but session changes are not saved due to updating an XS Data Security session which did not exist.

Action: None

ORA-46248: This type of database link is not supported.

Cause: An attempt was made to use an unsupported database link type in an XS Data Security session.

Action: Use a supported database link type.

ORA-46250: Invalid value for argument '*string*'

Cause: Input value was not valid for the procedure.

Action: Use a valid option.

ORA-46251: Value for argument '*string*' out of range

Cause: Input value was out of range.

Action: Use a value within allowed range.

ORA-46252: Cannot complete the operation, overlapping job already exists

Cause: Cleanup job already existed which spanned the given audit trail type.

Action: Drop the existing job.

ORA-46253: Cannot complete the operation, overlapping property already exists

Cause: The property already exists which spans the given audit trail type.

Action: Clear the existing property.

ORA-46254: '*string*' already exists

Cause: The value being set already existed.

Action: Delete the existing entry.

ORA-46255: Incorrect job name specified

Cause: The job did not exist or was not created by DBMS_AUDIT_MGMT package.

Action: Create the job using DBMS_AUDIT_MGMT package.

ORA-46256: Internal error: Audit Table not partitioned

Cause: Invalid operation on a non partitioned table.

Action: Contact Oracle Support Services.

ORA-46257: Property '*string*' cannot be cleared

Cause: The property could not be cleared.

Action: None. The property can only be set or reset.

ORA-46258: Cleanup not initialized for the audit trail

Cause: DBMS_AUDIT_MGMT.INIT_CLEANUP was not called for the erroring audit trail.

Action: Invoke the procedure, DBMS_AUDIT_MGMT.INIT_CLEANUP.

ORA-46260: Error during audit trail cleanup

Cause: The audit trail cleanup operation could not be completed.

Action: Check the UNIX error number for a possible operating system error. If there is no error, contact Oracle Support Services.

ORA-46261: Error during audit trail cleanup, internal error

Cause: The audit trail cleanup could not be completed because of an internal error.

Action: Contact Oracle Support Services.

ORA-46262: Audit table(s) cannot be moved to '*string*' tablespace

Cause: The tablespace was either unavailable or did not have enough space to accommodate the audit table being moved.

Action: Make sure that the tablespace is online and has enough space for the audit tables being moved.

ORA-46263: The audit trail is already initialized for cleanup

Cause: DBMS_AUDIT_MGMT.INIT_CLEANUP was already invoked for the audit trail type.

Action: None

ORA-46264: Error during DBMS_AUDIT_MGMT operation

Cause: Could not complete the DBMS_AUDIT_MGMT operation.

Action: Check the PL/SQL error stack and trace files for a possible error. Fix the cause and retry the operation. If the error is internal or if there is no error, contact Oracle Support Services.

ORA-46265: Subset of audit trail is already initialized

Cause: Audit Trail was initialized which spans the given audit trail type.

Action: Use DBMS_AUDIT_MGMT.DEINIT_CLEANUP to deinitialize conflicting audit trail types.

ORA-46266: Missing value for argument '*string*' in Oracle RAC enabled database

Cause: The DBMS_AUDIT_MGMT API was executed in an Oracle RAC enabled database and AUDIT_TRAIL_TYPE was one of AUDIT_TRAIL_OS or AUDIT_TRAIL_XML. But, Oracle RAC instance number for which DBMS_AUDIT_MGMT API was run, was not supplied.

Action: Input a valid Oracle RAC instance number for which the configuration must be done.

ORA-46267: Insufficient space in 'string' tablespace, cannot complete operation

Cause: Could not complete the operation because the DBMS_AUDIT_MGMT API involved movement of one or more audit tables and there was not enough space in the destination tablespace.

Action: Turn on tracing using DBMS_AUDIT_MGMT.SET_DEBUG_LEVEL to find the amount of space required. Then, allocate that space in the destination tablespace, even if destination tablespace datafile has AUTOEXTEND option turned on. And then, retry the operation.

ORA-46268: Conflicting operation on audit table(s)

Cause: Audit tables were being operated by more than one DBMS_AUDIT_MGMT API from different sessions. The simultaneous execution of the following API with one another and with itself can cause the conflict: INIT_CLEANUP, DEINIT_CLEANUP, SET_AUDIT_TRAIL_LOCATION and MOVE_DBAUDIT_TABLES.

Action: Wait until the execution of one of the API's completes and try executing the API again.

ORA-46269: Conflicting operation on audit files

Cause: Audit files were being operated by more than one DBMS_AUDIT_MGMT API from different sessions. The simultaneous execution of the CLEAN_AUDIT_TRAIL API with itself can cause the conflict.

Action: Wait until the execution of one of the API's complete and try executing the API again.

ORA-46271: Error during DBMS_AUDIT_MGMT operation; database I/O suspended

Cause: An I/O attempt occurred during DBMS_AUDIT_MGMT operation and the database I/O was suspended.

Action: Retry the operation after resuming database I/O suspension. If database I/O is not suspended, contact Oracle Support Services.

ORA-46272: Subset of audit trail is already deinitialized

Cause: Audit trail was deinitialized which spans the given audit trail type.

Action: Use DBMS_AUDIT_MGMT.INIT_CLEANUP to initialize conflicting audit trail types.

ORA-46273: DBMS_AUDIT_MGMT operation failed in one of the PDB

Cause: The executed DBMS_AUDIT_MGMT operation failed in one of the PDB.

Action: Check the trace files for the PDB information where the operation failed. Fix the cause and retry the operation. If the error is internal or if there is no error, contact Oracle Support Services.

ORA-46274: Error during DBMS_AUDIT_MGMT operation; tablespace 'string' not available

Cause: The tablespace associated with Unified Audit Trail is either invalid or is offline.

Action: Check if the tablespace is valid and make sure the tablespace is online and writable.

ORA-46275: Conflicting operations on 'string' table

Cause: Audit trail table was being operated by more than one API from different sessions. The simultaneous execution of DBMS_AUDIT_MGMT.INIT_CLEANUP or DBMS_AUDIT_MGMT.SET_AUDIT_TRAIL_LOCATION with SA_SYSDBA.CREATE_POLICY or SA_SYSDBA.DROP_POLICY can cause the conflict.

Action: Wait for the completion of the conflicting SA_SYSDBA procedure and try executing the DBMS_AUDIT_MGMT API again.

ORA-46276: DBMS_AUDIT_MGMT operation on unified audit trail failed

Cause: Audit records were not generated in the unified audit trail.

Action: Generate audit records in the unified audit trail and retry the operation.

ORA-46277: Conflicting operation on unified audit trail

Cause: Unified audit trail is being operated by more than one DBMS_AUDIT_MGMT API from different sessions. The simultaneous execution of the following API with one another and with itself can cause the conflict: FLUSH_UNIFIED_AUDIT_TRAIL, LOAD_UNIFIED_AUDIT_FILES, CLEAN_AUDIT_TRAIL, and SET_AUDIT_TRAIL_LOCATION.

Action: Wait until the execution of one of the API's complete and try executing the API again.

ORA-46278: Conflicting operation using DBMS_AUDIT_MGMT routines

Cause: One of the following API's was concurrently executed with itself or with another API in separate sessions causing a conflict: - SET_LAST_ARCHIVE_TIMESTAMP - CLEAR_LAST_ARCHIVE_TIMESTAMP - CLEAN_AUDIT_TRAIL - SET_AUDIT_TRAIL_PROPERTY - CLEAR_AUDIT_TRAIL_PROPERTY.

Action: Wait until the execution of one of the API's completes and try executing the API again.

ORA-46279: Input value for argument 'string' exceeds the maximum length.

Cause: The identifier name generated after concatenating with 'AMGT\$DP\$' exceeded 30 or 128 bytes.

Action: Specify a value which does not exceed the maximum length after concatenation. 46340 - 46500 Use for Auditing

ORA-46340: Command cannot have both BY *user-list* and IN SESSION *session-information* clauses together

Cause: BY *user-list* clause was supplied with IN SESSION *session-information* clause in the command.

Action: Use either BY *user-list* or IN SESSION *session-information* clause.

ORA-46341: ALL STATEMENTS option cannot be supplied with BY SESSION clause

Cause: An attempt was made to use ALL STATEMENTS audit option with BY SESSION clause. ALL STATEMENTS audit option can be configured with BY ACCESS only.

Action: Specify BY ACCESS instead of BY SESSION.

ORA-46342: NOAUDIT command cannot be executed with IN SESSION clause

Cause: An attempt was made to use IN SESSION *session-information* clause in NOAUDIT command.

Action: None

ORA-46343: Cannot drop AUDSYS user

Cause: An attempt was made to drop the AUDSYS user that hosts the audit trail.

Action: None

ORA-46350: Audit policy *string* already applied with the BY clause.

Cause: An attempt was made to apply audit policy with the EXCEPT clause which was already applied with the BY clause.

Action: Remove audit policy using the NOAUDIT command.

ORA-46351: Audit policy *string* already applied with the EXCEPT clause.

Cause: An attempt was made to apply audit policy with the BY clause which was already applied with the EXCEPT clause.

Action: Remove audit policy using the NOAUDIT command.

ORA-46352: NOAUDIT command with the EXCEPT clause is not allowed.

Cause: An attempt was made to remove audit policy using NOAUDIT command with the EXCEPT clause.

Action: Remove audit policy selectively using NOAUDIT command with the BY clause.

ORA-46353: missing or invalid audit policy name.

Cause: A valid audit policy name was expected.

Action: Specify a valid audit policy name.

ORA-46354: missing or invalid audit context or attribute name.

Cause: A valid context or attribute name was expected.

Action: Specify a valid context attribute name.

ORA-46355: missing or invalid privilege audit option.

Cause: Creating or altering the audit policy was attempted with an invalid system privilege audit option.

Action: Use a valid system privilege audit option.

ORA-46356: missing or invalid action audit option.

Cause: Creating or altering the audit policy was attempted with an invalid action audit option.

Action: Use a valid action audit option.

ORA-46357: Audit policy *string* not found.

Cause: The specified audit policy object did not exist in the database.

Action: Use the correct audit policy name and try again.

ORA-46358: Audit policy *string* already exists.

Cause: The specified audit policy object already existed in the database.

Action: Use a different name and try again.

ORA-46359: Invalid auditing option for *string*.

Cause: Creating or altering the audit policy was attempted with an invalid audit option for the object.

Action: Use a valid audit option for the object.

ORA-46360: Same auditing option cannot be both added and dropped in audit policy.

Cause: Altering the audit policy was attempted for adding and dropping the same auditing option in the audit policy.

Action: Choose either to add or drop the audit option.

ORA-46361: Audit policy cannot be dropped as it is currently enabled.

Cause: An attempt was made to drop the audit policy which is currently enabled.

Action: Disable the audit policy before dropping.

ORA-46362: Could not translate variable ORACLE_BASE.

Cause: An attempt to obtain the value for ORACLE_BASE failed.

Action: Make sure the variable is set.

ORA-46363: Audit directory '*string*' not found.

Cause: Could not find the specified audit directory.

Action: Make sure the audit directory is created.

ORA-46364: Audit directory '*string*' could not be created.

Cause: Could not create the specified audit directory.

Action: Make sure the Oracle process has permissions to create the audit directory.

ORA-46365: Audit file '*string*' could not be created.

Cause: Could not create the specified audit file.

Action: Make sure the Oracle process has permissions to create the audit files in the audit directory.

ORA-46366: File '*string*' is not a recognized Oracle audit file.

Cause: The file found in Oracle audit directory was not a valid Oracle audit file.

Action: Remove the file from the audit directory and try the action again.

ORA-46367: Database is not opened for write; cannot complete operation.

Cause: An operation requiring the database to be open in read/write mode was attempted.

Action: Open the database in read/write mode.

ORA-46368: Audit policy does not have a simple rule condition.

Cause: Creating or altering the audit policy was attempted with a complex audit condition.

Action: Use a simple rule expression for audit policy condition.

ORA-46369: An error occurred while evaluating audit policy condition.

Cause: Check the error stack for detailed error information.

Action: Fix the errors in the error stack and retry the operation.

ORA-46370: cannot connect as AUDSYS user

Cause: An attempt was made to connect to the database as AUDSYS user.

Action: Do not connect to the database as AUDSYS user.

ORA-46372: audit file '*string*' not found

Cause: An operation was attempted on the audit file which was not available in the audit directory.

Action: Make sure the file exists in the \$ORACLE_BASE/audit/\$ORACLE_SID directory.

ORA-46373: Audit policy '*string*' must have at least one audit option.

Cause: An attempt was made to create, alter or enable the empty audit policy.

Action: Use at least one audit option in the audit policy.

ORA-46374: error during AUDIT or NOAUDIT of audit policy in an Oracle RAC enabled database

Cause: The operation could not be completed on one or more Oracle RAC instances.

Action: Check the trace file for more information. Ensure every instance in Oracle RAC is operational and retry the operation.

ORA-46376: FGA policy owner '*string*' is not available

Cause: An attempt to import Fine-Grained Audit (FGA) policy failed because the specified FGA policy owner has not been imported.

Action: Perform the import of the specified user schema and retry the operation.

ORA-46377: Auditing cannot be configured on the specified system privilege.

Cause: An attempt was made to configure auditing on the system privilege which is not supported by the audit facility.

Action: None

ORA-46378: Cannot use bind variable in VERSIONS clause when the object has FGA policy defined on it.

Cause: The object being accessed had a fine-grained audit (FGA) policy defined on it and the VERSIONS clause contained a bind variable.

Action: Rewrite the query without the use of a bind variable in the VERSIONS clause.

ORA-46379: generation of audit session ID failed with error '*number*'

Cause: An error was encountered while generating the audit session ID.

Action: Retry the operation and, if the error persists, contact Oracle Support Services.

ORA-46380: invalid usage of EXCEPT clause

Cause: Use of the EXCEPT clause and the USERS WITH GRANTED ROLES clause in the same AUDIT and NOAUDIT statements was not a valid combination

Action: Do not use the EXCEPT clause here.

ORA-46381: audit configuration using global roles is not supported

Cause: A global role was found in the enablement list.

Action: Remove the global role from the enablement list and retry the operation.

ORA-46382: must disable unified audit policy on this role first

Cause: The role being altered to IDENTIFIED GLOBALLY has unified audit policy enabled on users to whom it is directly granted. Audit configuration using global role is not supported.

Action: Use NOAUDIT POLICY command to disable the unified audit policy on users to whom this role is directly granted.

ORA-46383: incorrect order of unified audit options

Cause: The order in which audit options were mentioned was incorrect.

Action: Make sure privilege audit options are followed by action audit options which in turn should be followed by role audit options.

ORA-46384: incorrect order of unified audit policy clause

Cause: The order in which ADD, DROP or CONDITION clauses were mentioned was incorrect.

Action: Make sure the ADD clause is followed by the DROP clause which in turn should be followed by the CONDITION clause.

ORA-46385: DML and DDL operations are not allowed on table "string"."string".

Cause: A DML or DDL operation was attempted on a unified auditing internal table.

Action: No action required. Only Oracle is allowed to perform such operations on a unified auditing internal table.

ORA-46386: error during TRANSFER_UNIFIED_AUDIT_RECORDS operation

Cause: Either the database was not open in the read/write mode, or the transfer of the unified audit records was already in progress.

Action: Open the database in read/write mode and rerun the TRANSFER_UNIFIED_AUDIT_RECORDS operation after the ongoing transfer process finishes.

ORA-46387: Cannot perform this operation on unified audit internal table

Cause: An attempt was made to perform an operation that is not allowed on a non-partitioned unified audit internal table.

Action: No action required. This operation can only be performed on partitioned unified audit internal table.

ORA-46388: unified audit files space usage in container is too high

Cause: Space usage by unified audit files in the current container has exceeded the value of MAX_AUDIT_STORAGE for the container.

Action: Create some space by deleting the old audit records using DBMS_AUDIT_MGMT.CLEAN_AUDIT_TRAIL or open the container in the read/write mode and execute DBMS_AUDIT_MGMT.LOAD_UNIFIED_AUDIT_FILES.

ORA-46500: User is not a common user.

Cause: An attempt was made to apply the common audit configuration to a local user. Common audit configuration can be applied only to common users.

Action: Specify a common user.

ORA-46501: Object is not a common object.

Cause: Object audit option for the common audit policy was specified on a local object. A common audit policy can have object audit options on common objects only.

Action: Specify a common object.

ORA-46503: not connected to a pluggable database

Cause: An attempt was made to create a local audit policy or configuration while not connected to a pluggable database. Local audit policy or configuration can be created only when connected to a pluggable database.

Action: Connect or switch session to a pluggable database to create local audit policy or configuration.

ORA-46504: AUDIT command cannot specify ON *object* and CONTAINER clauses together.

Cause: An attempt was made to specify the CONTAINER clause with the AUDIT command while configuring object auditing. The CONTAINER clause is not supported for object auditing using the SQL AUDIT command.

Action: Do not specify the CONTAINER clause while configuring object auditing using SQL AUDIT command.

ORA-46505: Role is not a common role.

Cause: An attempt was made to apply the common audit configuration to a local role. Common audit configuration can be applied to common roles only.

Action: Specify a common role.

ORA-46506: FGA handler schema is not common user.

Cause: An attempt was made to create fine-grained Audit (FGA) policy on common object and associated handler schema is not common user.

Action: Specify FGA handler schema as common user appropriately.

ORA-46507: FGA object name is not a common object.

Cause: An attempt was made to create common fine-grained Audit (FGA) policy on a local object. A common FGA policy can only be configured on common object.

Action: Specify a common object.

ORA-46508: not connected to root container

Cause: An attempt was made to create a Fine-Grained Auditing (FGA) policy on an object-linked common object from within a pluggable database (PDB).

Action: Connect to the root and create FGA policies on object-linked common objects.

ORA-46509: FGA object cannot be an extended data linked common object.

Cause: An attempt was made to create a Fine-Grained Auditing (FGA) policy on an extended data linked common object.

Action: Specify other variants of the common object (metadata linked or object linked).

ORA-46600: invalid ADMINISTER KEY MANAGEMENT command

ORA-46601: missing KEYSTORE, ENCRYPTION, KEY, or TAG keyword

ORA-46602: missing OPEN or CLOSE keyword

ORA-46603: invalid ADMINISTER KEY MANAGEMENT CREATE command

ORA-46604: invalid or missing keystore file name

Cause: The required keystore file name was invalid or missing.

Action: Specify a valid keystore file name.

ORA-46605: master key identifier is invalid or missing

ORA-46606: master key tag is invalid or missing

ORA-46607: client secret is invalid or missing

ORA-46608: client identifier is invalid or missing

ORA-46609: export or import secret is invalid or missing

ORA-46610: expecting SELECT query that returns the master key identifiers

ORA-46612: import file name is invalid or missing

ORA-46614: export file name is invalid or missing

ORA-46615: missing WITH or CONTAINER keyword

ORA-46616: master key is invalid or missing

ORA-46617: master key identifier is invalid or missing

ORA-46620: backup for the keystore cannot be taken

Cause: Either the specified backup location was not an ASM path name when the configured keystore location was an ASM path or the specified backup location was an ASM path name when the configured keystore location was not an ASM path.

Action: Either specify an ASM path name for the backup location if the keystore location is an ASM path or specify a non-ASM path name for the backup location if the keystore location is not an ASM path.

ORA-46621: no backup identifier specified

Cause: Backup identifier was not specified.

Action: Provide a valid backup identifier.

ORA-46622: location of the backed up keystore is incorrect

Cause: Keystore location where the backup was to be created was incorrect.

Action: Provide a valid location to backup the keystore.

ORA-46623: cannot create the keystore file name

Cause: Keystore name could not be formed possibly due to the incorrectly specified keystore location.

Action: Verify the location to where the keystore can be backed up.

ORA-46624: cannot find the source keystore

Cause: The source keystore for which the backup was requested was not found.

Action: Verify that the source keystore exists and try again.

ORA-46625: backup keystore already exists

Cause: A backup of the keystore of the same name already existed in the given location.

Action: Change the location of the backup keystore or the backup identifier of the backup keystore and try again.

ORA-46626: cannot create a backup of the keystore

Cause: The backup of the keystore could not be created.

Action: Check the trace file for more information and try again.

ORA-46627: keystore password mismatch

Cause: The keystore password specified did not match that of the keystore that was open.

Action: Specify the correct keystore password.

ORA-46628: cannot alter the software keystore password

Cause: An attempt was made to alter the software keystore password.

Action: Check the viability of the keystore and replace the keystore from the backup if required and try to alter the keystore password.

ORA-46629: keystore was not open after the alter keystore operation

Cause: The keystore password was changed. However, the keystore was closed during this operation.

Action: Reopen the keystore with the new password.

ORA-46630: keystore cannot be created at the specified location

Cause: Keystore could not be created at the specified location because a keystore of the same type already existed.

Action: Specify a different location to create the keystore. If no keystore exists and the operation is failing, check the trace file and try again.

ORA-46631: keystore needs to be backed up

Cause: The keystore was not backed up. For this operation to proceed, the keystore must be backed up.

Action: Backup the keystore and try again.

ORA-46632: password-based keystore does not exist

Cause: Password-based keystore was missing for this operation. Auto login keystore can be created from a password-based keystore only.

Action: Specify a location where the password-based keystore exists.

ORA-46633: creation of a password-based keystore failed

Cause: Password-based keystore could not be created at the specified location due to either incorrect file permissions for Oracle on the specified location or due to the nonexistence of the specified location.

Action: Check the trace file for more information, create permissions on the specified location, or specify a different location and try again.

ORA-46634: creation of a local auto login keystore failed

Cause: The local auto login keystore could not be created at the specified location due to the incorrect password specified for the password-based keystore or due to incorrect file permissions for Oracle on the specified location or due to the nonexistence of the specified location.

Action: Check the trace file for more information, specify the correct password for the password-based keystore, create permissions on the specified location, or specify a different location and try again.

ORA-46635: creation of an auto login keystore failed

Cause: The auto login keystore could not be created at the specified location due to the incorrect password specified for the password-based keystore or due to incorrect file permissions for Oracle on the specified location or due to the nonexistence of the specified location.

Action: Check the trace file for more information, specify the correct password for the password-based keystore, create permissions on the specified location, or specify a different location and try again.

ORA-46636: cannot add second keystore to the target keystore

Cause: The second keystore could not be added to the target keystore.

Action: Check trace files for more information. Delete the target keystore and try merging the two keystores again.

ORA-46637: cannot add first keystore to the target keystore

Cause: The first keystore could not be added to the target keystore.

Action: Check trace files for more information. Delete the target keystore and try merging the two keystores again.

ORA-46638: merging of the two keystores failed

Cause: The two keystores could not be merged.

Action: Check trace files for more information. If the target keystore is corrupted, replace it from the backup and try merging the two keystores again.

ORA-46639: backup of keystore failed during migration

Cause: Keystore location was not configured correctly in the sqlnet.ora file.

Action: Keystore location is missing or not correct in the sqlnet.ora file. Specify the correct keystore location for migration and backup.

ORA-46640: incorrect file name for exporting keys

Cause: The file name of the file to which keys from the keystore will be written was incorrect or invalid.

Action: Verify the file name. Ensure that both the full path and the file name are provided.

ORA-46641: incorrect file name for importing keys

Cause: The file name of the file from which the keys will be read and saved in the keystore was incorrect or invalid.

Action: Verify the file name. Ensure that both the full path and the file name are provided.

ORA-46642: key export destination file already exists

Cause: The file name specified as the export destination for keys exported from the keystore was already in existence.

Action: Specify a different file name that does not exist.

ORA-46643: file from which keys are to be imported does not exist

Cause: The specified file from which the keys are to be imported into the keystore did not exist.

Action: Specify the name of a file that contains keys exported from the keystore.

ORA-46644: creation or open of file to store the exported keys failed

Cause: Creation or opening of the file specified as the key export destination, where the keys exported from the keystore were to be written, failed.

Action: Verify that the file name is valid and that the Oracle process has sufficient privilege to create, open and write to the file.

ORA-46645: open of file from which keys are to be imported failed

Cause: The file specified as the key import source, from which the keys were to be imported into the keystore, could not be opened.

Action: Verify that the file name is valid and that the Oracle process has sufficient privilege to read the file.

ORA-46646: file from which keys are to be imported is invalid

Cause: The file specified as the key import source, from which the keys are to be imported, was not a valid file.

Action: Specify a valid file, containing keys which were previously exported from the keystore.

ORA-46647: specified protection differs from that specified in the file

Cause: The file specified as the key import source, from which the keys are to be imported, had different protection from what was specified in the SQL command.

Action: Provide a valid protection option, ensuring that it is the same protection option that was in the file from which the keys are to be imported.

ORA-46648: cannot commit the keys to the keystore

Cause: The operation of writing the keys to the keystore failed.

Action: Verify that the keystore is not corrupt. Copy the keystore from the backup if it is corrupt. Retry the command.

ORA-46649: master key with the specified identifier does not exist

Cause: Master key with the specified identifier does not exist in the keystore.

Action: Specify a valid master key identifier for the SQL command and retry the command.

ORA-46650: cannot retrieve information for a master key identifier

Cause: The master key or the master key information associated with a specified master key identifier did not exist.

Action: Check the contents of the trace file to identify the faulty master key identifier. Either fix or drop the faulty master key, then retry the command.

ORA-46651: cannot create a master key

Cause: Master key creation failed.

Action: Check the trace file for errors and retry the command.

ORA-46652: cannot create tag for the master key

Cause: Creation of the tag for the specified master key failed.

Action: Check the contents of the trace file for errors and retry the command.

ORA-46653: cannot retrieve master key information

Cause: Retrieval of the master key information for the specified master key identifier failed.

Action: Check the contents of the trace file for errors and retry the command.

ORA-46654: cannot add the imported keys to the keystore

Cause: The operation of writing the imported keys to the keystore failed.

Action: Check the contents of the trace file for more information on the cause of the failure and retry the command.

ORA-46655: no valid keys in the file from which keys are to be imported

Cause: The specified keystore, from which keys are to be imported, did not contain any valid keys.

Action: None

ORA-46656: operation not valid for container database

Cause: The specified operation was not supported for the container database.

Action: None

ORA-46657: the source keystores are the same

Cause: The specified source keystores to be merged were the same. There is no need to merge these keystores.

Action: Check the locations and types of the specified keystores. Specify the correct path and types for the source keystores, if necessary.

ORA-46658: keystore not open in the container

Cause: The keystore was not open in the container.

Action: Open the keystore in the container.

ORA-46659: master keys for the given PDB not found

Cause: The master keys for the specified pluggable database (PDB) could not be retrieved.

Action: Check if the master keys were generated for the specified PDB and retry the command.

ORA-46660: the source and target keystores are the same

Cause: The specified source and target keystores to be merged were the same. There is no need to merge these keystores.

Action: Check the locations and types of the specified keystores. Specify the correct path and types for the source and target keystores, if necessary.

ORA-46661: keystore not open in root container

Cause: The root container keystore was not open.

Action: Open the root container keystore.

ORA-46662: master keys not created for all PDBs

Cause: Creation of the master key failed for one or more pluggable databases (PDBs).

Action: Check the trace files for errors. Create the keys in PDBs where the operation failed or retry the command.

ORA-46663: master keys not created for all PDBs for REKEY

Cause: Creation of the master key failed for one or more pluggable databases (PDBs) and as such REKEY failed for these PDBs.

Action: Check the trace files for errors. REKEY the keys in PDBs where the master keys could not be created or retry the command.

ORA-46664: master keys not created for any PDBs during REKEY

Cause: Creation of the master key failed for all pluggable databases (PDBs).

Action: Check the contents of the trace file for more information on the cause of the failure and retry the command.

ORA-46665: master keys not activated for all PDBs during REKEY

Cause: Activation of the master key failed for one or more pluggable databases (PDBs) and as such REKEY failed for these PDBs.

Action: Check the trace files for errors. Activate the keys in PDBs where the master keys were created but not activated or retry the command.

ORA-46666: master keys not created or activated for all PDBs during REKEY

Cause: Creation of the master key failed for one or more pluggable databases (PDBs). Further, activation of one or more created master keys also failed for some PDBs and as such REKEY failed on these PDBs.

Action: Check the trace files for errors. REKEY the PDBs where the master keys could not be created. Activate the keys in PDBs where the master keys were created but not activated or retry the command.

ORA-46667: client not found in the keystore

Cause: An entry with the given client name was not found in the keystore.

Action: Add the secret for the given client to the keystore, if required.

ORA-46668: client already exists in the keystore

Cause: An entry with the given client name was already in existence in the keystore.

Action: Delete or update the entry with the client name.

ORA-46669: the target keystore does not exist

Cause: The location specified for the target keystore did not contain a valid keystore, or target keystore did not have valid file permissions.

Action: Specify a different location for the target keystore where it exists. Also, check the file permissions of the target keystore.

ORA-46670: client secret keystore operation failed

Cause: The client secret keystore add, update or delete operation failed.

Action: Open the keystore and retry the client secret keystore operation.

ORA-46671: master key not set in root container

Cause: Master key was not set in the root container.

Action: Set the Master key in the root container.

ORA-46672: backup keystore file name could not be stored

Cause: The file name of the keystore backup could not be recorded in props\$.

Action: Open the keystore and retry the backup operation.

ORA-46673: write to the export file failed

Cause: Oracle was unable to write an entry to the export file.

Action: Check the trace file for more information and retry the operation. If there is no trace information and trying the operation again fails, contact Oracle Support Services.

ORA-46674: read from the export file failed

Cause: Oracle was unable to read an entry from the export file.

Action: Check the trace file for more information and retry the operation. If there is no trace information and trying the operation again fails, contact Oracle Support Services.

ORA-46675: write of keys for export failed

Cause: Oracle was unable to write an entry for export.

Action: Check the trace file for more information and retry the operation. If there is no trace information and trying the operation again fails, contact Oracle Support Services.

ORA-46676: read of keys for import failed

Cause: Oracle was unable to read an entry for import.

Action: Check the trace file for more information and retry the operation. If there is no trace information and trying the operation again fails, contact Oracle Support Services.

ORA-46677: specified backup identifier exceeds maximum length

Cause: The backup identifier within the ASM file name of the keystore exceeded the maximum length of 12 characters.

Action: Specify a backup identifier that does not exceed the limit.

ORA-46678: cannot encrypt an identity column created with GENERATED ALWAYS

Cause: An attempt was made to encrypt an identity column created with GENERATED ALWAYS keywords.

Action: An identity column created with the GENERATED ALWAYS keywords cannot be encrypted.

ORA-46679: missing or invalid master key encryption algorithm

Cause: An encryption algorithm for the master key was missing or invalid in the user command.

Action: Specify a valid algorithm: 'AES256', 'ARIA256', 'SEED128', or 'GOST256'.

ORA-46680: master keys of the container database must be exported

Cause: The master keys of the container database were not exported.

Action: Export the master keys of the container database before unplugging the container database.

ORA-46681: reverse migration failed for PDB

Cause: Reverse migration failed for one or more pluggable databases (PDB).

Action: Check the trace files for errors. Retry the command.

ORA-46683: addition of master key string not supported with CONTAINER=ALL

Cause: An attempt was made to add a master key with the same master key identifier to more than one container database. A user specified master key string with a master key identifier can be added to a single container only.

Action: Retry the operation without CONTAINER=ALL clause.

ORA-46684: master key identifier exists in the keystore

Cause: An attempt was made to add a master key with a master key identifier that was already present in the keystore.

Action: Specify a different value for the master key identifier in the master key string.

ORA-46685: invalid master key identifier or master key value

Cause: The master key identifier or master key value was invalid. To be valid, the values supplied for both the master key identifier and the master key value must be hex-encoded and must have the following properties: - For a master key value to be valid, its length must be a valid key length for the specified encryption algorithm. - For a master key identifier to be valid, it must have a length of 16 bytes. - For a master key identifier to be valid, it must have a non-zero value.

Action: Specify a correct value for the master key identifier or master key in the master key string.

ORA-46686: missing or invalid master key string

Cause: The master key string was missing or invalid.

Action: Specify the correct master key string.

ORA-46687: operation not supported for HSM

Cause: The specified operation is not supported with Hardware Security Module (HSM).

Action: Check the trace file for more details.

ORA-46688: cannot move a master key

Cause: The master key could not be moved out of the keystore.

Action: Check whether the specified master key identifiers are valid, and if they are found in the V\$ENCRYPTION_KEYS view. Container keys can be moved from the CDB\$ROOT only when the container is unplugged and dropped from the CDB. Check the trace file for additional errors if needed. Retry the command.

ORA-46689: specified master key identifier does not exist in the keystore

Cause: An attempt was made to move a master key that did not exist in the keystore.

Action: Check if the master key identifier exists in the keystore by querying the V\$ENCRYPTION_KEYS view.

ORA-46690: could not create wallet

Cause: The new wallet used to store the keys to be moved could not be created. The cause could be the lack of permission to write to the directory for the Oracle user or the directory did not exist.

Action: Check the permissions for the Oracle user on the directory or check if the directory exists.

ORA-46900: unsupported proxy authentication

Cause: A proxy authentication was attempted using an administrative privilege.

Action: Authenticate without any administrative privilege if proxy authentication is desired.

ORA-46951: unsupported format for password file '*string*'

Cause: An attempt was made to use the Oracle password file which is not in legacy or in release 12.1 or higher format. The password file is either not present or may have become corrupt.

Action: Re-create the password file and grant the administrative privileges to users appropriately.

ORA-46952: standby database format mismatch for password file '*string*'

Cause: An attempt was made to apply password file changes made on the primary database to the password file of the standby database, but there was a password file format mismatch which prevented the operation.

Action: Re-create the password file on the standby database using the same password file format as that of the primary database. Ensure that the password file format used on the standby database matches that of the primary database.

ORA-46953: The password file is not in the 12.2 format.

Cause: An attempt was made to perform one of the following operations, but none of these operations are allowed while the password file is in LEGACY or in release 12.1 format. - Attempting to grant an administrative privilege to an external user (a user created as IDENTIFIED EXTERNALLY). - Attempting to change the authentication type of an administrative-privileged user from PASSWORD to EXTERNAL. - When a common user has an administrative privilege granted in a pluggable database (PDB) but no longer exists in the CDB\$ROOT container, attempting to create this common user again in the root as IDENTIFIED EXTERNALLY.

Action: Create the password file in 12.2 format or migrate the existing password file to 12.2 format, then retry the operation.

ORA-46981: Access to service *string* from *string* was denied.

Cause: Access to this service from this location was not allowed.

Action: Contact Oracle Support Services.

ORA-46987: Access control propagation failed (error=*number*).

Cause: The executed DBMS_SFW_ACL_ADMIN operation failed.

Action: Retry the operation.

ORA-46988: Access control propagation timed out.

Cause: The executed DBMS_SFW_ACL_ADMIN operation timed out.

Action: Retry the operation.



ORA-47000 to ORA-47999

ORA-47000: Factor Type *string* already defined

Cause: The object with this name exists already

Action: Choose a unique object name and retry the operation

ORA-47001: Factor Type *string* not found

Cause: The object being requested does not exist

Action: Choose an object name that exists and retry the operation

ORA-47002: error creating Factor Type *string, string*

Cause: An unexpected error occurred creating the factor type

Action: Please review the definition and retry the operation

ORA-47003: error deleting Factor Type *string, string*

Cause: An unexpected error occurred deleting the factor type

Action: Please review the definition and retry the operation

ORA-47004: error updating Factor Type *string, string*

Cause: An unexpected error occurred updating the factor type

Action: Please review the definition and retry the operation

ORA-47005: error renaming Factor Type *string, string*

Cause: An unexpected error occurred renaming the factor type

Action: Please review the definition and retry the operation

ORA-47020: Factor *string* already defined

Cause: The object with this name exists already

Action: Choose a unique object name and retry the operation

ORA-47021: Factor *string* not found

Cause: The object being requested does not exist

Action: Choose an object name that exists and retry the operation

ORA-47022: error creating Factor *string, string*

Cause: An unexpected error occurred creating the factor

Action: Please review the definition for accuracy and retry the operation

ORA-47023: error deleting Factor *string, string*

Cause: An unexpected error occurred deleting the factor

Action: Please review the definition for accuracy and retry the operation

ORA-47024: error updating Factor *string*, *string*

Cause: An unexpected error occurred updating the factor

Action: Please review the definition for accuracy and retry the operation

ORA-47025: Factor Link already exists for *string* and *string*

Cause: The object with this name exists already

Action: Choose a unique object name and retry the operation

ORA-47026: error creating Factor Link for *string* and *string*, *string*

Cause: An unexpected error occurred creating the factor link

Action: Please review the definition for accuracy and retry the operation

ORA-47027: Factor Link does not exist for *string* and *string*

Cause: The factor link referenced does not exist

Action: Please review the definition for accuracy and retry the operation

ORA-47028: error deleting Factor Link for *string* and *string*, *string*

Cause: An unexpected error occurred deleting the factor link

Action: Please review the definition for accuracy and retry the operation

ORA-47029: Factor type *string* is used by one or more factors.

Cause: The specified factor type was used by existing factor(s).

Action: Remove the dependent factors and retry the operation.

ORA-47030: Factor *string* is referred by one or more factor links.

Cause: The specified factor was referred by existing factor link(s).

Action: Remove the dependent factor links and retry the operation.

ORA-47031: Factor *string* is used by one or more policy factors.

Cause: The specified factor was used by existing policy factor(s).

Action: Remove the dependent policy factors and retry the operation.

ORA-47032: Factor *string* is referred by one or more identities.

Cause: The specified factor was referred by existing identities.

Action: Remove the dependent identities and retry the operation.

ORA-47033: Factor link for *string* and *string* is referred by one or more identity maps.

Cause: The specified factor link was referred by existing identity maps.

Action: Remove the dependent identity maps and retry the operation.

ORA-47034: cannot rename default factor *string*

Cause: An attempt was made to rename a default factor. Default factors cannot be renamed.

Action: No action required.

ORA-47040: Identity *string* for Factor *string* already defined

Cause: The object with this name exists already

Action: Choose a unique object name and retry the operation

ORA-47041: Identity *string* for Factor *string* not found

Cause: The object being requested does not exist

Action: Choose an object name that exists and retry the operation

ORA-47042: error creating Identity *string* for Factor *string*, *string*

Cause: An unexpected error occurred creating the identity

Action: Please review the definition for accuracy and retry the operation

ORA-47043: error deleting Identity *string* for Factor *string*, *string*

Cause: An unexpected error occurred deleting the identity

Action: Please review the definition for accuracy and retry the operation

ORA-47044: error updating Identity *string* for Factor *string*, *string*

Cause: An unexpected error occurred updating the identity

Action: Please review the definition for accuracy and retry the operation

ORA-47045: Identity *string* for Factor *string* is used by one or more identity maps.

Cause: The specified identity was used by existing identity map(s).

Action: Remove the dependent identity maps and retry the operation.

ORA-47046: Identity *string* for Factor *string* is referred by one or more policy labels.

Cause: The specified identity was used by existing policy label(s).

Action: Remove the dependent policy labels and retry the operation.

ORA-47060: Identity map for Identity *string.string*, Factor Link *string*, *string* already defined for operation *string* on *string*

Cause: The object with this name exists already

Action: Choose a unique object name and retry the operation

ORA-47061: Identity map for Identity *string.string*, Factor Link *string*, *string* not found for operation *string* on *string*

Cause: The object being requested does not exist

Action: Choose an object name that exists and retry the operation

ORA-47062: error creating Identity map for Identity *string.string*, Factor Link *string*, *string* already defined for operation *string* on *string*

Cause: The object with this name exists already

Action: Choose a unique object name and retry the operation

ORA-47063: error deleting Identity map for Identity *string.string*, Factor Link *string*, *string* already defined for operation *string* on *string*

Cause: The object with this name exists already

Action: Choose a unique object name and retry the operation

ORA-47080: code *string* already defined in group *string*

Cause: The object with this name exists already

Action: Choose a unique object name and retry the operation

ORA-47081: code *string* not found in group *string*

Cause: The object being requested does not exist

Action: Choose an object name that exists and retry the operation

ORA-47100: Command rule *string* already defined for *string.string*.

Cause: The object with this name exists already

Action: Choose a unique object name and retry the operation

ORA-47101: Command rule *string* not found for *string.string*.

Cause: The object being requested does not exist

Action: Choose an object name that exists and retry the operation

ORA-47102: error creating command rule *string* for *string.string*, *string*

Cause: An unexpected error occurred creating the command rule

Action: Please review the definition for accuracy and retry the operation

ORA-47103: error deleting command rule *string* for *string.string*, *string*

Cause: An unexpected error occurred deleting the command rule

Action: Please review the definition for accuracy and retry the operation

ORA-47104: error updating command rule *string* for *string.string*, *string*

Cause: An unexpected error occurred updating the command rule

Action: Please review the definition for accuracy and retry the operation

ORA-47105: invalid object owner *string* for command *string*

Cause: The object owner is invalid for this command

Action: Choose an object owner other than SYS or a wildcard for this command

ORA-47106: Command rule *string* already defined for clause *string* with clause parameter *string*.

Cause: The object with this name exists already.

Action: Choose a unique object name and retry the operation.

ORA-47107: Command rule *string* not found for clause *string* with clause parameter *string*.

Cause: The object being requested did not exist.

Action: Choose an object name that exists and retry the operation.

ORA-47108: Command rule *string* does not support clause level protection.

Cause: Oracle Database Vault did not support clause level protection for this command rule.

Action: Choose a valid command rule that supports clause level protection.

ORA-47109: Command rule *string* for clause *string* with parameter *string* does not support event level protection.

Cause: Oracle Database Vault did not support event level protection for this command rule.

Action: Choose a valid command rule that supports clause level protection.

ORA-47120: Document *string* already defined

Cause: The object with this name exists already

Action: Choose a unique object name and retry the operation

ORA-47121: Document *string* not found

Cause: The object being requested does not exist

Action: Choose an object name that exists and retry the operation

ORA-47140: Factor expression *string* already defined

Cause: The object with this name exists already

Action: Choose a unique object name and retry the operation

ORA-47141: Factor expression *string* not found

Cause: The object being requested does not exist

Action: Choose an object name that exists and retry the operation

ORA-47160: Factor link *string* already defined

Cause: The object with this name exists already

Action: Choose a unique object name and retry the operation

ORA-47161: Factor link *string* not found

Cause: The object being requested does not exist

Action: Choose an object name that exists and retry the operation

ORA-47180: Integration Policy for OLS Policy *string* is already defined

Cause: The object with this name exists already

Action: Choose a unique object name and retry the operation

ORA-47181: Integration Policy for OLS Policy *string* not found

Cause: The object being requested does not exist

Action: Choose an object name that exists and retry the operation

ORA-47182: Label algorithm *string* not found

Cause: The object being requested does not exist

Action: Choose an object name that exists and retry the operation

ORA-47183: error creating Integration Policy for OLS Policy *string*, *string*

Cause: An unexpected error occurred creating the integration policy

Action: Please review the definition for accuracy and retry the operation

ORA-47184: error updating Integration Policy for OLS Policy *string*, *string*

Cause: An unexpected error occurred updating the integration policy

Action: Please review the definition for accuracy and retry the operation

ORA-47185: error deleting Integration Policy for OLS Policy *string*, *string*

Cause: An unexpected error occurred deleting the integration policy

Action: Please review the definition for accuracy and retry the operation

ORA-47200: Integration Policy Factor already defined for Factor *string* and Policy *string*

Cause: The object with this name exists already

Action: Choose a unique object name and retry the operation

ORA-47201: Integration Policy Factor not found for Factor *string* and Policy *string*

Cause: The object being requested does not exist

Action: Choose an object name that exists and retry the operation

ORA-47202: error creating Integration Policy Factor for factor *string* and policy *string*, *string*

Cause: An unexpected error occurred creating the integration policy factor

Action: Please review the definition for accuracy and retry the operation

ORA-47203: error deleting Integration Policy Factor for factor *string* and policy *string*, *string*

Cause: An unexpected error occurred deleting the integration policy factor

Action: Please review the definition for accuracy and retry the operation

ORA-47220: Label *string* for Identity *string.string* under OLS Policy *string* already defined

Cause: The object with this name exists already

Action: Choose a unique object name and retry the operation

ORA-47221: Label *string* for Identity *string.string* under OLS Policy *string* not found

Cause: The object being requested does not exist

Action: Choose an object name that exists and retry the operation

ORA-47222: error creating Label *string* for Identity *string.string* under OLS Policy *string*, *string*

Cause: An unexpected error occurred creating the identity label

Action: Please review the definition for accuracy and retry the operation

ORA-47223: error deleting Label *string* for Identity *string.string* under OLS Policy *string*, *string*

Cause: An unexpected error occurred deleting the identity label

Action: Please review the definition for accuracy and retry the operation

ORA-47240: Realm *string* already defined

Cause: The object with this name exists already

Action: Choose a unique object name and retry the operation

ORA-47241: Realm *string* not found

Cause: The object being requested does not exist

Action: Choose an object name that exists and retry the operation

ORA-47242: error creating Realm *string*, *string*

Cause: An unexpected error occurred creating the realm

Action: Please review the definition for accuracy and retry the operation

ORA-47243: error deleting Realm *string*, *string*

Cause: An unexpected error occurred deleting the realm

Action: Please review the definition for accuracy and retry the operation

ORA-47244: error updating Realm *string*, *string*

Cause: An unexpected error occurred updating the realm

Action: Please review the definition for accuracy and retry the operation

ORA-47245: error renaming Realm *string*, *string*

Cause: An unexpected error occurred renaming the realm

Action: Please review the definition for accuracy and retry the operation

ORA-47246: cannot change default realm *string* to mandatory realm

Cause: An attempt was made to change the realm type of this default realm to mandatory realm.

Action: No action required.

ORA-47247: cannot rename default realm *string*

Cause: An attempt was made to rename a default realm. Default realms cannot be renamed.

Action: No action required.

ORA-47260: Realm authorization to *string* for realm *string* already defined.

Cause: The object with this name exists already.

Action: Choose a unique object name and retry the operation.

ORA-47261: Realm authorization to *string* with *string* scope for realm *string* not found.

Cause: The object being requested does not exist.

Action: Choose an object name that exists and retry the operation.

ORA-47262: error creating realm authorization to *string* for realm *string*, *string*

Cause: An unexpected error occurred creating the realm authorization.

Action: Review the definition for accuracy and retry the operation.

ORA-47263: error deleting realm authorization to *string* for realm *string*, *string*

Cause: An unexpected error occurred deleting the realm authorization.

Action: Review the definition for accuracy and retry the operation.

ORA-47264: error updating realm authorization to *string* for realm *string*, *string*

Cause: An unexpected error occurred updating the realm authorization.

Action: Review the definition for accuracy and retry the operation.

ORA-47265: The *string* scope realm authorization is not allowed in realm *string*.

Cause: The realm authorization scope was greater than the realm scope.

Action: Modify the realm authorization scope or add the realm authorization to a realm with proper scope.

ORA-47280: Realm Object *string,string.string* already defined in Realm *string*

Cause: The object with this name exists already

Action: Choose a unique object name and retry the operation

ORA-47281: Realm Object *string,string.string* not found in Realm *string*

Cause: The object being requested does not exist

Action: Choose an object name that exists and retry the operation

ORA-47282: error adding Realm Object *string,string.string* to Realm *string, string*

Cause: An unexpected error occurred creating the realm object

Action: Please review the definition for accuracy and retry the operation

ORA-47283: error deleting Realm Object *string,string.string* from Realm *string, string*

Cause: An unexpected error occurred deleting the realm object

Action: Please review the definition for accuracy and retry the operation

ORA-47284: error adding Realm Object *string.string, string* is not a valid object type

Cause: The specified object type is not valid.

Action: Enter a valid object type for the specified object name, or enter "%" and all objects with the specified name and the specified owner will be added to the realm.

ORA-47285: Object is not a common object.

Cause: The object was neither a metadata link nor an object link object.

Action: Enter a metadata link object or an object link object or enter "%" and all objects with the specified owner will be added to the realm.

ORA-47290: error creating VPD policy for Realm *string, string*

Cause: An unexpected error occurred creating the VPD policy

Action: Please review the definition for accuracy and retry the operation

ORA-47300: Role already *string* defined

Cause: The object with this name exists already

Action: Choose a unique object name and retry the operation

ORA-47301: Role *string* not found

Cause: The object being requested does not exist

Action: Choose an object name that exists and retry the operation

ORA-47302: error creating Role *string, string*

Cause: An unexpected error occurred creating the role

Action: Please review the definition for accuracy and retry the operation

ORA-47303: error deleting Role *string, string*

Cause: An unexpected error occurred deleting the role

Action: Please review the definition for accuracy and retry the operation

ORA-47304: error updating Role *string, string*

Cause: An unexpected error occurred updating the role

Action: Please review the definition for accuracy and retry the operation

ORA-47305: Rule Set violation on *string (string)*

Cause: An operation that was attempted failed due to a rule set violation

Action: Ensure you have sufficient privileges for this operation retry the operation

ORA-47320: Rule *string* already defined

Cause: The object with this name exists already

Action: Choose a unique object name and retry the operation

ORA-47321: Rule *string* not found

Cause: The object being requested does not exist

Action: Choose an object name that exists and retry the operation

ORA-47322: error creating Rule *string, string*

Cause: An unexpected error occurred creating the rule

Action: Please review the definition for accuracy and retry the operation

ORA-47323: error deleting Rule *string, string*

Cause: An unexpected error occurred deleting the rule

Action: Please review the definition for accuracy and retry the operation

ORA-47324: error updating Rule *string, string*

Cause: An unexpected error occurred updating the rule

Action: Please review the definition for accuracy and retry the operation

ORA-47325: Rule *string* is used by one or more rule sets.

Cause: The specified rule was used by existing rule set(s).

Action: Remove the dependent rule sets and retry the operation.

ORA-47326: The common rule expression contains local object(s).

Cause: Local object(s) were used in the common rule expression.

Action: Use common object(s) when creating or updating a common rule expression.

ORA-47327: The scope of the Rule and the Rule Set are different.

Cause: The scope of the Rule and the Rule Set were different.

Action: Use Rule and Rule Set of the same scope.

ORA-47328: cannot rename default rule *string*

Cause: An attempt was made to rename a default rule. Default rules cannot be renamed.

Action: No action required.

ORA-47340: Rule Set *string* already defined

Cause: The object with this name exists already

Action: Choose a unique object name and retry the operation

ORA-47341: Rule Set *string* not found

Cause: The object being requested does not exist

Action: Choose an object name that exists and retry the operation

ORA-47342: error creating Rule Set *string, string*

Cause: An unexpected error occurred creating the rule set

Action: Please review the definition for accuracy and retry the operation

ORA-47343: error deleting Rule Set *string, string*

Cause: An unexpected error occurred deleting the rule set

Action: Please review the definition for accuracy and retry the operation

ORA-47344: error updating Rule Set *string*, *string*

Cause: An unexpected error occurred updating the rule set

Action: Please review the definition for accuracy and retry the operation

ORA-47345: Rule set *string* is used by one or more realm authorizations.

Cause: The specified rule set was used by existing realm authorization(s).

Action: Remove the dependent realm authorizations and retry the operation.

ORA-47346: Rule set *string* is used by one or more command rules.

Cause: The specified rule set was used by existing command rule(s).

Action: Remove the dependent command rules and retry the operation.

ORA-47347: Rule set *string* is used by one or more secure application roles.

Cause: The specified rule set was used by existing secure application role(s).

Action: Remove the dependent secure application roles and retry the operation.

ORA-47348: Rule set *string* is used by one or more factors.

Cause: The specified rule set was used by existing factor(s).

Action: Remove the dependent factors and retry the operation.

ORA-47349: error occurred when executing the rule set handler

Cause: Either there was a syntax error on the rule set handler or DVSYS did not have sufficient privilege to execute the rule set handler.

Action: Fix the syntax error on the rule set handler or grant execute privilege on the rule set handler to DVSYS.

ORA-47350: cannot rename default rule set *string*

Cause: An attempt was made to rename a default rule set. Default rule sets cannot be renamed.

Action: No action required.

ORA-47360: rule *string* already added to rule set *string*

Cause: The object with this name existed already.

Action: Choose a unique object name and retry the operation.

ORA-47361: rule *string* not associated to rule set *string*

Cause: The rule specified was not associated to the rule set.

Action: Review the definition for accuracy and retry the operation.

ORA-47362: error adding rule *string* to rule set *string*, *string*

Cause: An unexpected error occurred while adding the rule to the rule set.

Action: Review the definition for accuracy and retry the operation.

ORA-47363: error deleting rule *string* from rule set *string*, *string*

Cause: An unexpected error occurred while deleting the rule from the rule set.

Action: Review the definition for accuracy and retry the operation.

ORA-47381: Oracle Label Security (OLS) Policy *string* not found

Cause: The object being requested did not exist.

Action: Choose an object name that exists and retry the operation.

ORA-47382: Oracle Label Security (OLS) Policy Label *string* not found for policy *string*

Cause: The object being requested did not exist.

Action: Choose an object name that exists and retry the operation.

ORA-47383: error capturing the session state information

Cause: An internal error occurred capture the session state

Action: Please retry the operation if possible

ORA-47390: failed to audit event, *string*

Cause: An internal error auditing the operation

Action: Please retry the operation if possible

ORA-47391: attempt to set Factor *string* violates Rule Set *string*

Cause: An attempt to set the factor violated the associated rule set

Action: Please check to ensure you have the ability to set the factor

ORA-47392: Factor *string* cannot be set

Cause: The attempt to set the factor is not allowed

Action: This factor cannot be set so there is no corrective action

ORA-47393: Factor *string* value not allowed

Cause: The value being assigned to the factor is not allowed

Action: This factor cannot be set to this value so there is no corrective action

ORA-47394: Factor assignment rule set not defined

Cause: The rule set being associated to the factor does not exist

Action: Please review the definition for accuracy and retry the operation

ORA-47395: error returned by Factor *string* evaluation expression *string*

Cause: The factor retrieval method resulted in an error

Action: Please review the retrieval method definition for accuracy and correct it as required

ORA-47396: error returned by Factor *string* validation expression *string*

Cause: The factor retrieval method resulted in an invalid value based on its validation method

Action: Please review the factor definition and correct it as required

ORA-47397: incorrect identified by value for Factor *string*

Cause: The factor identified by value is incorrect

Action: Please review the factor definition and correct it as required

ORA-47398: multiple identities defined for Factor *string*

Cause: The factor has duplicate identities defined

Action: Please review the factor definition and correct it as required

ORA-47399: incorrect labeled by value for Factor *string*

Cause: The factor labeled by value is incorrect

Action: Please review the factor definition and correct it as required

ORA-47400: Command Rule violation for *string* on *string*

Cause: An operation that was attempted failed due to a command rule violation

Action: Ensure you have sufficient privileges for this operation retry the operation

ORA-47401: Realm violation for *string* on *string.string*

Cause: An operation that was attempted failed due to a realm protection

Action: Ensure you have sufficient privileges for this operation retry the operation

ORA-47402: incorrect evaluation options value for Factor *string*

Cause: The factor evaluations options value is incorrect

Action: Please review the factor definition and correct it as required

ORA-47403: NULL returned by Factor *string* evaluation expression *string*

Cause: The factor evaluated to a NULL value

Action: Please review the factor definition and correct it as required

ORA-47404: NULL trust level for Factor *string*

Cause: The factor has a NULL trust level

Action: Please review the factor definition and correct it as required

ORA-47405: negative trust level for Factor *string*

Cause: The factor has a negative trust level

Action: Please review the factor definition and correct it as required

ORA-47406: ALWAYS AUDIT option set for Factor *string*

Cause: The factor audit option is set to always audit

Action: No action required

ORA-47407: ALWAYS AUDIT option set for Rule Set *string*

Cause: The rule set audit option is set to always audit

Action: No action required

ORA-47408: Realm violation for the EXECUTE command

Cause: A realm violation has occurred for a realm-protected stored procedure.

Action: In order to invoke the realm-protected procedure, you must have GRANT privileges to execute the procedure, or you must be authorized to operate in the procedure's realm.

ORA-47409: Command Rule violation for the EXECUTE command

Cause: A command rule violation occurred when trying to perform the EXECUTE command for a stored procedure protected by a command rule.

Action: Ask the Database Vault administrator to perform the operation or remove the command rule for the protected stored procedure.

ORA-47410: Realm violation for *string* on *string*

Cause: An operation that was attempted failed with insufficient privileges due to an attempt to violate a Database Vault Realm security policy which is currently enabled and enforced.

Action: Ensure you have sufficient privileges for this operation and retry the operation.

ORA-47411: Cannot use *string* due to Oracle Database Vault policy.

Cause: An operation that was attempted failed because Database Vault policy currently prevents the related feature from being used.

Action: Ask the Database Vault administrator to allow the feature to be used.

ORA-47412: The DVSYS and DVF users are not allowed to switch containers.

Cause: An attempt was made to switch containers while connecting as DVSYS or DVF, which is not allowed.

Action: Connect as a different user and try again.

ORA-47413: Cannot connect due to Oracle Database Vault policy.

Cause: An attempt to connect to DVSYS or DVF accounts failed because the Database Vault administrator had disabled the account.

Action: Ask the Database Vault administrator to enable the account.

ORA-47420: Database Vault policy *string* already defined

Cause: The policy with this name already existed.

Action: Choose a unique policy name and retry the operation.

ORA-47421: Database Vault policy *string* not found

Cause: The policy being requested did not exist.

Action: Choose a policy name that exists and retry the operation.

ORA-47422: The object already belongs to a Database Vault policy.

Cause: An attempt was made to add a realm or command rule to more than one Database Vault policy.

Action: Make sure the realm or command rule does not belong to any Database Vault policy and retry the operation.

ORA-47423: The object does not belong to Database Vault policy *string*.

Cause: An attempt was made to delete a realm or command rule from a Database Vault policy that did not contain it.

Action: Choose the Database Vault policy that contains the realm or command rule and retry the operation.

ORA-47424: The user *string* already owns Database Vault policy *string*.

Cause: An attempt was made to add a user as policy owner to a Database Vault policy that the user already owned.

Action: Choose a user who does not own the policy and retry the operation.

ORA-47425: The user *string* does not own Database Vault policy *string*.

Cause: An attempt was made to delete a user as policy owner from a Database Vault policy that the user did not own.

Action: Choose a user who owns the policy and retry the operation.

ORA-47426: The object or its parent object belongs to a Database Vault policy.

Cause: An attempt was made to modify an object that either belongs to a Database Vault policy or has a parent object that belongs to a Database Vault policy.

Action: Choose a different object or change the related policy state to the PARTIAL mode.

ORA-47427: The *string* scope realm *string* cannot be added to policy *string*.

Cause: The realm scope did not match the policy scope.

Action: Add the realm to a policy with the same scope.

ORA-47428: The *string* scope command rule cannot be added to policy *string*.

Cause: The command rule scope did not match the policy scope.

Action: Add the command rule to a policy with the same scope.

ORA-47429: The common scope command rule cannot be created on local objects.

Cause: An attempt was made to create a common scope command rule on a local object.

Action: Make sure the object is of common scope before creating a common scope command rule protecting it.

ORA-47430: Nested tables cannot be added to Oracle Database Vault realms and command rules.

Cause: An attempt was made to add a nested table to a realm or command rule.

Action: Protect the base table of the nested table in order to automatically protect the nested table.

ORA-47431: cannot rename default policy *string*

Cause: An attempt was made to rename a default policy. Default policy cannot be renamed.

Action: No action required.

ORA-47500: Database Vault cannot be configured.

Cause: The Database Vault configuration failed because some Database Vault objects were missing.

Action: Run the dvremov.sql script to remove Database Vault and then reinstall Database Vault.

ORA-47501: Database Vault has already been configured.

Cause: An attempt was made to run this procedure more than once. This procedure can be run successfully only once.

Action: If you are attempting to grant the DV_OWNER or DV_ACCTMGR roles, do so manually.

ORA-47502: Database Vault is not yet configured.

Cause: The Database Vault configuration procedure dvsys.configure_dv() had not been run.

Action: Run dvsys.configure_dv() before attempting to enable or disable Database Vault enforcement.

ORA-47503: Database Vault is not enabled in CDB\$ROOT or application root.

Cause: Database Vault was not enabled in CDB\$ROOT or application root for this operation.

Action: Enable Database Vault in CDB\$ROOT or application root and retry the operation.

ORA-47504: Common audit policies for component Oracle Database Vault not supported.

Cause: Audit policies for Oracle Database Vault realms, factors and rule sets could not be common audit policies.

Action: If creating audit policies for Oracle Database Vault objects in CDB\$ROOT, include the clause 'container=current'.

ORA-47505: Oracle Database Vault strict mode cannot be enabled in PDB.

Cause: "An attempt was made to enable Oracle Database Vault strict mode in a pluggable database (PDB). Strict mode can only be enabled in CDB\$ROOT or application root.

Action: Enable Oracle Database Vault strict mode in CDB\$ROOT or application root.

ORA-47901: OLS policy not specified

Cause: An OLS policy name is required for this operation

Action: Specify a policy name and retry the operation

ORA-47902: OLS policy label not specified

Cause: An OLS policy label is required for this operation

Action: Specify a policy label and retry the operation

ORA-47903: OLS policy label *string* not found for policy *string*

Cause: The policy label being requested does not exist

Action: Choose an object name that exists and retry the operation

ORA-47904: OLS session label does not exist

Cause: The policy label specified does not exist

Action: Choose a valid policy label and retry the operation

ORA-47905: OLS policy label *string* is not allowed for policy *string*

Cause: The policy label specified is not valid for this policy

Action: Choose a valid policy label for this policy and retry the operation

ORA-47906: OLS policy label not specified for identity *string.string* under policy *string*

Cause: The policy label is required for this operation

Action: Choose a valid policy label for this policy and retry the operation

ORA-47907: Database Vault associated OLS policy *string* not fully configured

Cause: The Oracle Label Security (OLS) policy was associated with Database Vault. But either the policy was not configured with a factor or the current factor identity was not assigned a label.

Action: Based on the cause, either configure a factor with the OLS policy using DVSYS.DBMS_MACADM.ADD_POLICY_FACTOR procedure and assign labels to factor identities using DVSYS.DBMS_MACADM.CREATE_POLICY_LABEL procedure or remove Database Vault association using DVSYS.DBMS_MACADM.DELETE_MAC_POLICY_CASCADE procedure.

ORA-47910: failure to add language *string*

Cause: An error occurred while adding a language to Oracle Database Vault.

Action: Review the trace file and identify the cause.

ORA-47920: Authorization failed for user *string* to perform this operation

Cause: The operation attempted is not allowed for this user

Action: Please ensure you have privileges to perform this operation

ORA-47921: error adding host *string* to domain *string*, *string*

Cause: An error occurred adding the host specified to the domain specified

Action: Please review the host and domain definition and correct it as required

ORA-47922: error removing host *string* to domain *string*, *string*

Cause: An error occurred removing the host specified to the domain specified

Action: Please review the host and domain definition and correct it as required

ORA-47930: Privilege capture *string* already exists.

Cause: A privilege capture with the given name was already in existence.

Action: Choose another capture name or drop the existing privilege capture.

ORA-47931: Privilege capture *string* does not exist.

Cause: The given privilege capture did not exist.

Action: Choose another privilege capture.

ORA-47932: Privilege capture *string* is still enabled.

Cause: The given privilege capture was still enabled.

Action: Choose another capture or disable the given privilege capture.

ORA-47933: Privilege capture *string* is already enabled.

Cause: The given privilege capture was already enabled.

Action: Choose another privilege capture.

ORA-47934: Two privilege captures are already enabled.

Cause: The maximum number of two privilege captures were enabled."

Action: Disable one of the enabled privilege captures.

ORA-47935: Another privilege capture is enabled.

Cause: Another capture of the same type or another nondatabase-wide capture was enabled.

Action: Disable the enabled privilege capture.

ORA-47936: Privilege capture *string* is already disabled.

Cause: The given privilege capture was already disabled.

Action: Choose another capture.

ORA-47937: Input *string* does not match the given privilege capture type.

Cause: The given input did not match the given privilege capture type.

Action: Change the input or the privilege capture type.

ORA-47938: GENERATE_RESULT is already running for privilege capture *string*.

Cause: DBMS_PRIVILEGE_CAPTURE.GENERATE_RESULT was already running for the given privilege capture.

Action: Wait and retry later or choose another privilege capture.

ORA-47939: Capture context namespace or attribute does not exist or is invalid.

Cause: Context namespace or attribute used in the capture condition did not exist or was invalid.

Action: Create the namespace or set the attribute or recreate a privilege capture with a valid namespace and attribute.

ORA-47940: cannot create a capture condition for a SYS user

Cause: An attempt was made to create a capture with the condition set as a SYS user which is not allowed.

Action: You can create capture conditions only for non-SYS users.

ORA-47941: Privilege capture *string* has not been enabled with run name *string*.

Cause: The given privilege capture has not been run with run name %s.

Action: Enable the given privilege capture with the given run name.

ORA-47942: Privilege capture *string* had been enabled with run name *string*.

Cause: The given privilege capture had been run with the given run name.

Action: Enable the given privilege capture with a new run name.

ORA-47943: Privilege capture *string* is enabled with run name *string*.

Cause: The given privilege capture is running with the given run name.

Action: Disable the given privilege capture.

ORA-47944: Privilege capture *string* has not been enabled.

Cause: The given privilege capture has not been enabled.

Action: Enable the given privilege capture.

ORA-47945: duplicate roles *string* in capture condition

Cause: An attempt was made to specify duplicate roles in a capture condition.

Action: Specify only unique roles and retry the operation.

ORA-47950: no value defined for required parameter *string*

Cause: The operation requires a value for this parameter

Action: Please specify the missing parameter and retry the operation

ORA-47951: invalid input value or length for parameter '*string*'

Cause: The value specified for this parameter is invalid or too large

Action: Please specify the a valid parameter and retry the operation

ORA-47952: Oracle Data Pump authorization for Oracle Database Vault to *string* already exists

Cause: Oracle Data Pump authorization for Oracle Database Vault was already granted to the given grantee.

Action: Choose a different grantee and retry the operation.

ORA-47953: Oracle Data Pump authorization for Oracle Database Vault to *string* on schema *string* already exists

Cause: Oracle Data Pump authorization for Oracle Database Vault on the given schema was already granted to the given grantee.

Action: Choose a different grantee or schema and retry the operation.

ORA-47954: Oracle Data Pump authorization for Oracle Database Vault to *string* on object *string.string* already exists

Cause: Oracle Data Pump authorization for Oracle Database Vault on the given object was already granted to the given grantee.

Action: Choose a different grantee or a different object and retry the operation.

ORA-47955: Oracle Data Pump authorization for Oracle Database Vault to *string* is not found

Cause: Oracle Data Pump authorization for Oracle Database Vault was not granted to the given user.

Action: Choose a user who has Oracle Data Pump authorization for Oracle Database Vault and retry the operation.

ORA-47956: Oracle Data Pump authorization for Oracle Database Vault to *string* on schema *string* is not found

Cause: Oracle Data Pump authorization for Oracle Database Vault was not granted to the given user on the given schema.

Action: Choose a different user or schema and retry the operation.

ORA-47957: Oracle Data Pump authorization for Oracle Database Vault to *string* on object *string.string* is not found

Cause: Oracle Data Pump authorization for Oracle Database Vault was not granted to the given user on the given object.

Action: Choose a different user or object and retry the operation.

ORA-47958: Running EXP with direct path option is disallowed when Oracle Database Vault is enabled.

Cause: While Oracle Database Vault was enabled, an attempt was made to run EXP with the 'direct=y' option.

Action: Change the option to 'direct=n' or disable Oracle Database Vault and retry the operation.

ORA-47959: Oracle transportable tablespace authorization for Oracle Database Vault to *string* on tablespace *string* already exists.

Cause: Oracle transportable tablespace authorization for Oracle Database Vault on the given tablespace was already granted to the given grantee.

Action: Choose a different grantee or tablespace and retry the operation.

ORA-47960: Oracle transportable tablespace authorization for Oracle Database Vault to *string* on tablespace *string* is not found.

Cause: Oracle transportable tablespace authorization for Oracle Database Vault was not granted to the given user on the given tablespace.

Action: Choose a different user or tablespace and retry the operation.

ORA-47961: Oracle Scheduler Job authorization for Oracle Database Vault to *string* already exists

Cause: Oracle Scheduler Job authorization for Oracle Database Vault was already granted to the given grantee.

Action: Choose a different grantee and retry the operation.

ORA-47962: Oracle Scheduler Job authorization for Oracle Database Vault to *string* on schema *string* already exists

Cause: Oracle Scheduler Job authorization for Oracle Database Vault on the given schema was already granted to the given grantee.

Action: Choose a different grantee or schema and retry the operation.

ORA-47963: Oracle Scheduler Job authorization for Oracle Database Vault to *string* is not found

Cause: Oracle Scheduler Job authorization for Oracle Database Vault was not granted to the given user.

Action: Choose a user who has Oracle Scheduler Job authorization for Oracle Database Vault and retry the operation.

ORA-47964: Oracle Scheduler job authorization for Oracle Database Vault to *string* on schema *string* is not found

Cause: Oracle Scheduler job authorization for Oracle Database Vault was not granted to the given user on the given schema.

Action: Choose a different user or schema and retry the operation.

ORA-47965: DEBUG_CONNECT authorization for Oracle Database Vault to *string* on schema *string* already exists.

Cause: DEBUG_CONNECT authorization for Oracle Database Vault on the given schema was already granted to the given grantee.

Action: Choose a different grantee or schema and retry the operation.

ORA-47966: DEBUG_CONNECT authorization for Oracle Database Vault to *string* on schema *string* is not found.

Cause: DEBUG_CONNECT authorization for Oracle Database Vault was not granted to the given user on the given schema.

Action: Choose a different user or schema and retry the operation.

ORA-47971: Oracle proxy authorization for Oracle Database Vault to *string* on schema *string* already exists

Cause: Oracle proxy authorization for Oracle Database Vault on the given schema was already granted to the given grantee.

Action: Choose a different grantee or schema and retry the operation.

ORA-47972: Oracle proxy authorization for Oracle Database Vault to *string* on schema *string* is not found.

Cause: Oracle proxy authorization for Oracle Database Vault was not granted to the given user on the given schema.

Action: Choose a different user or schema and retry the operation.

ORA-47973: Oracle DDL authorization for Oracle Database Vault to *string* on schema *string* already exists.

Cause: Oracle DDL authorization for Oracle Database Vault on the given schema was already granted to the given grantee.

Action: Choose a different grantee or schema and retry the operation.

ORA-47974: Oracle DDL authorization for Oracle Database Vault to *string* on schema *string* is not found.

Cause: Oracle DDL authorization for Oracle Database Vault was not granted to the given user on the given schema.

Action: Choose a different user or schema and retry the operation.

ORA-47975: PREPROCESSOR authorization for Oracle Database Vault to *string* already exists

Cause: PREPROCESSOR authorization for Oracle Database Vault was already granted to the specified grantee.

Action: Choose a different grantee and retry the operation.

ORA-47976: PREPROCESSOR authorization for Oracle Database Vault to *string* is not found

Cause: PREPROCESSOR authorization for Oracle Database Vault was not granted to the specified user.

Action: Choose a user who has PREPROCESSOR authorization for Oracle Database Vault and retry the operation.

ORA-47977: Maintenance authorization *string* for Oracle Database Vault to *stringstring* already exists.

Cause: Maintenance authorization for Oracle Database Vault was already granted to the specified grantee.

Action: Choose different parameters and retry the operation.

ORA-47978: Maintenance authorization *string* for Oracle Database Vault to *stringstring* on schema *string* already exists.

Cause: Maintenance authorization for Oracle Database Vault on the specified schema was already granted to the specified grantee.

Action: Choose different parameters and retry the operation.

ORA-47979: Maintenance authorization *string* for Oracle Database Vault to *string* on object *string.string* already exists.

Cause: Maintenance authorization for Oracle Database Vault on the specified schema was already granted to the specified grantee.

Action: Choose a different grantee or schema and retry the operation.

ORA-47980: Maintenance authorization *string* for Oracle Database Vault to *stringstring* is not found.

Cause: Maintenance authorization for Oracle Database Vault was not granted to the specified user.

Action: Choose different parameters and retry the operation.

ORA-47981: Maintenance authorization *string* for Oracle Database Vault to *stringstring* on schema *string* is not found.

Cause: Maintenance authorization for Oracle Database Vault was not granted to the specified user on the specified schema.

Action: Choose a different user or schema and retry the operation.

ORA-47982: Maintenance authorization *string* for Oracle Database Vault to *string* on object *string.string* is not found.

Cause: Maintenance authorization for Oracle Database Vault was not granted to the specified user on the specified object.

Action: Choose a different user or object and retry the operation.

ORA-47983: Diagnostic authorization for Oracle Database Vault to *string* already exists.

Cause: Diagnostic authorization for Oracle Database Vault was already granted to the specified grantee.

Action: Choose a different grantee and retry the operation.

ORA-47984: Diagnostic authorization for Oracle Database Vault to *string* is not found.

Cause: Diagnostic authorization for Oracle Database Vault was not granted to the specified user.

Action: Choose a user who has diagnostic authorization for Oracle Database Vault and retry the operation.

ORA-47985: password same as or similar to user

Cause: The password specified similar to the user account name and therefore insecure

Action: Please specify the more complex password and retry the operation

ORA-47986: password length must be 8 characters or more

Cause: The password specified is too short and therefore insecure

Action: Please specify a password with more characters and retry the operation

ORA-47987: password is too simple

Cause: The password specified can be guessed based on dictionary terms and therefore insecure

Action: Please specify a password that is not based on dictionary terms and retry the operation

ORA-47988: password should contain at least one numeric and one alphabetic character

Cause: The password does not contain at least one numeric and one alphabetic character

Action: Please specify a password with at least one numeric and one alphabetic character and retry the operation

ORA-47989: password should differ by at least 3 characters

Cause: The password specified does not differ from the previous one by more than 3 characters

Action: Please specify a password that differs from the previous one by more than 3 characters and retry the operation

ORA-47990: Function *string* has already been added to Oracle Database Vault index functions list.

Cause: The function specified had already been added to Oracle Database Vault index functions list.

Action: Choose a different function and retry the operation.

ORA-47991: Function *string* is not found in Oracle Database Vault index functions list.

Cause: The function specified was not found in Oracle Database Vault index functions list.

Action: Choose a different function and retry the operation.

ORA-47992: Function *string* is not an Oracle built-in operator.

Cause: The function specified was not provided as a built-in operator by Oracle.

Action: Choose a different function and retry the operation.

ORA-47993: cannot run *dvremov.sql* on the multitenant container database (CDB).

Cause: The Database Vault removal script was not supported on a multitenant container database (CDB).

Action: None

ORA-47994: Database Vault removal script must be run as SYS

Cause: The Database Vault removal script was not run as SYS.

Action: Run the Database Vault removal script as SYS.

ORA-47995: Database Vault must be linked off and disabled before removal

Cause: Database Vault was not linked off and disabled.

Action: Link Database Vault off and execute
DBMS_MACADM.DISABLE_DV_CHECK as DV_OWNER.

ORA-47996: The RECYCLEBIN is turned on

Cause: The RECYCLEBIN was turned on.

Action: Turn off the RECYCLEBIN and then execute Database Vault Removal script.

ORA-47997: Database Vault protected schema does not exist

Cause: The Database Vault DVSYS protected schema did not exist.

Action: Contact Oracle Support Services for instructions.

ORA-47999: internal Database Vault error: *string*\n Error: *string*

Cause: An internal Database Vault framework error occurred.

Action: Contact Oracle Customer Support.

ORA-48001 to ORA-51705

ORA-48001: internal error code, arguments: [*string*], [*string*], [*string*], [*string*], [*string*], [*string*], [*string*], [*string*]

Cause: This is the generic internal error number for program exceptions. This indicated that a process encountered an exceptional condition.

Action: Report as a bug - the first argument is the internal error number.

ORA-48002: thread terminated by fatal error

Cause: The thread was in an unrecoverable state.

Action: Examine the thread trace file for more information.

ORA-48003: out of process memory when trying to allocate *string* bytes
(*string*,*string*)

Cause: Operating system process private memory was exhausted.

Action: n/a

ORA-48004: unable to allocate *string* bytes of shared memory
("*string*",*string*,"*string*",*string*)

Cause: More shared memory is needed than was allocated in the shared pool.

Action: Reduce your use of shared memory or increase the amount of available shared memory.

ORA-48006: user requested cancel of current operation

ORA-48007: name is already used by an existing product type

Cause: An attempt was made to define a product type with the same name as an already defined product type.

Action: Use the already existing product type with the specified name, or use a different name for the product type.

ORA-48008: id is already used by an existing product type

Cause: An attempt was made to define a product type with the same id as an already defined product type.

Action: Choose a different name for the product type.

ORA-48100: error encountered when attempting to open a file

Cause: There was an error encountered when attempting to open a file with the ADR file interface.

Action: Check that the specified directory name, file name, and open options are valid.

ORA-48101: error encountered when attempting to read a file [*string*] [*string*] [*string*]

Cause: There was an error encountered when attempting to read a file with the ADR file interface.

Action: Check the specified arguments to the read interface.

ORA-48102: encountered the end-of-file when reading the file

Cause: The ADR file interface encountered the end-of-file when reading the file.

Action: Handle the end of file condition.

ORA-48103: error encountered when attempting to write a file [*string*] [*string*] [*string*]

Cause: There was an error encountered when attempting to write a file with the ADR file interface.

Action: Check the specified arguments to the write interface.

ORA-48104: read mismatch on blocks requested and returned, [*string*], [*string*]

Cause: There was a mismatch between the number of blocks requested for reading and the number of blocks actually returned.

Action: Check the file to make sure there are no partial blocks.

ORA-48105: write mismatch on blocks requested and returned, [*string*], [*string*]

Cause: There was a mismatch between the number of blocks requested for writing and the number of blocks actually written.

Action: Check that there is enough space left on the device to write the requested number of blocks.

ORA-48106: error initializing the ADR *string* object

Cause: There was an error encountered during the initialization of one of the ADR file objects.

Action: Check the validity of the specified directory name and file name.

ORA-48107: invalid Bfile input, [*string*]

Cause: An invalid Bfile was passed into the routine to convert the bfile into a file handle.

Action: Verify the contents of the specified Bfile.

ORA-48108: invalid value given for the diagnostic_dest init.ora parameter

Cause: The value given for the diagnostic_dest directory is not a valid directory. Either the directory does not exist or the process does not have read/write privileges on the directory.

Action: Use a value for diagnostic_dest that is a valid directory with the proper read and write privileges.

ORA-48109: invalid lock mode for file descriptor, [*string*]

Cause: The lock mode associated with the file descriptor was invalid in the context of the routine.

Action: Verify that a file is not trying to obtain multiple locks and that the file is holding a lock when attempting to release the lock.

ORA-48110: error encountered while attempting to get a file lock [*string*] [*string*]

Cause: There was an error encountered while trying to get a file lock.

Action: Check the state of the file and operating system.

ORA-48111: error encountered while attempting to release a file lock [*string*]

Cause: There was an error encountered while trying to release a file lock.

Action: Check the state of the file and operating system.

ORA-48112: invalid flags for open file, *string*

Cause: Invalid flags were passed in to the open file routine.

Action: Check to see if the flags are a valid combination.

ORA-48113: unable to write to stream file because of out of space condition

Cause: The system is unable to write the requested number of bytes to a stream file.

This is due to an out of space condition. The additional information shows how many bytes were not written.

Action: Check that there is enough space left on the device to write the requested number of bytes.

ORA-48114: error encountered when attempting to close a file

Cause: There was an error encountered when attempting to close a file with the ADR file interface.

Action: Check the validity of the file descriptor.

ORA-48115: error encountered while seeking a file position

Cause: There was an error encountered while seeking a position in a file.

Action: Check that the requested file position falls within the file boundaries.

ORA-48116: error encountered when attempting to create a directory [*string*]

Cause: There was an error encountered when attempting to create a directory.

Action: Check the directory name.

ORA-48117: error encountered when attempting to remove a directory [*string*]

Cause: There was an error encountered when attempting to remove a directory.

Action: Check the directory name.

ORA-48118: error encountered with list directory [*string*]

Cause: There was an error with listing the elements of a directory.

Action: Check the state of the operating system.

ORA-48119: error encountered when attempting to remove a file [*string*] [*string*]

Cause: There was an error encountered when attempting to remove a file with the ADR file interface.

Action: Check the directory name and file name.

ORA-48120: error encountered when attempting to retrieve the file size [*string*] [*string*]

Cause: There was an error encountered when attempting to retrieve the file size with the ADR file interface.

Action: Check the directory name and file name.

ORA-48121: error with opening the ADR stream file [string] [string]

Cause: An error was encountered when attempting to open an ADR stream file.

Action: Check the rest of the error stack for details of the actual error that was encountered.

ORA-48122: error with opening the ADR block file [string] [string]

Cause: An error was encountered when attempting to open an ADR block file.

Action: Check the rest of the error stack for details of the actual error that was encountered.

ORA-48123: error encountered when attempting to flush a file

Cause: There was an error encountered when attempting to flush a file with the ADR file interface.

Action: Check the state of the file.

ORA-48124: device full encountered during write to a file

Cause: The device full error was encountered during the write to a file.

Action: Check the amount of free space on the device.

ORA-48125: illegal identifier length, argn:string, len:string, lim:string

Cause: An input identifier was passed in that has a length that is greater than the max length.

Action: Make sure the input identifier has a length that is less than the max length.

ORA-48126: attempting to create a file that already exists

Cause: The client attempted to create a file that already exists.

Action: Either remove the file or check if it is okay if the file already exists.

ORA-48127: attempting to open a file that does not exist

Cause: An attempt was made to open a file that does not exist.

Action: Either create the file or check why the file does not exist.

ORA-48128: opening of a symbolic link is disallowed

Cause: An error was encountered when attempting to open a file that is a symbolic link. Users are not allowed to open symbolic links.

Action: Check the specified file name.

ORA-48129: invalid input for the full path specification

Cause: Input was incorrectly specified for the full path specification, or the default extension may have been incorrectly specified. Or an empty string was passed in for the full path.

Action: Check that the full path string is non-NULL. If you want to specify a relative path from ADR Home for the full path specification, then use '<ADR_HOME>' instead of the actual path to ADR Home. For ADR Base, use '<ADR_BASE>'.

ORA-48130: invalid lock parameters for get file lock [string]

Cause: Invalid lock parameters passed in for the get file lock routine. The user must pass in file as the lock type. Or, there is a lock mode mismatch. Exclusive locks are not allowed in read-only mode, and shared locks are not allowed in write-only mode.

Action: Check that correct lock type is specified and that the correct lock mode is requested for the file given its open flags.

ORA-48131: error encountered when attempting to tell the file position

Cause: An error was encountered when attempting to tell the file position using the ADR file interface.

Action: Check the directory and file name of the file along with the open state.

ORA-48132: requested file lock is busy, [string] [string]

Cause: The requested file lock is busy because another process is holding the file lock.

Action: Try to get the file lock again at a later time.

ORA-48133: file descriptor has already been opened [string] [string]

Cause: The specified file descriptor has already been opened.

Action: Do not open a file that has previously been opened, or check your code to make sure you are cleaning up a file descriptor that is being reused correctly.

ORA-48134: invalid file descriptor state for operation, string, string, string

Cause: The state of the file descriptor was invalid for the requested operation. An example is that a file was opened for read, but a write operation to the file was requested.

Action: Check the state of the file descriptor and make sure it matches the operation.

ORA-48135: uninitialized file descriptor

Cause: The specified file descriptor is uninitialized.

Action: Make sure the file descriptor is initialized before passing it into the routine.

ORA-48136: directory already exists [string]

Cause: Operation failed because the specified directory already exists.

Action: Remove the directory or ignore this error.

ORA-48137: uninitialized file handle

Cause: The specified file handle is uninitialized.

Action: Make sure the file handle is initialized before passing it into the routine.

ORA-48138: invalid directory name input for client address

Cause: An invalid directory name was specified as part of the address path specification.

Action: Check that the directory name is non-NULL and that the directory name length does not exceed the maximum length.

ORA-48139: invalid input to ADR initialization routine

Cause: There was an invalid input to the ADR initialization routine.

Action: Check the length of the ADR base, product ID, and instance ID input arguments.

ORA-48140: the specified ADR Base directory does not exist [string]

Cause: The specified ADR Base Directory does not exist.

Action: Check that the specified ADR Base Directory is a valid path name and that the directory exists.

ORA-48141: error creating directory during ADR initialization [string]

Cause: Error encountered when creating a directory during the initialization of the ADR subsystem.

Action: Check the input arguments to the ADR initialization routine and the state of the operating system.

ORA-48142: invalid permissions input for change permissions

Cause: Invalid permissions passed into change permissions routine.

Action: Check the value of the permissions input.

ORA-48143: error changing permissions for a file

Cause: Error encountered while changing the permissions for a file

Action: Check the specified directory and file and the state of the operating system.

ORA-48144: error encountered while performing standard file I/O

Cause: Error encountered while performing standard file I/O

Action: Check the validity of standard in, out, and error.

ORA-48145: invalid seek location, [*string*], [*string*]

Cause: Invalid seek location specified for routine.

Action: Check the validity of specified seek location.

ORA-48146: missing read, write, or exec permission on directory during ADR initialization [*string*] [*string*]

Cause: Error encountered when checking if the process has read, write, and exec privileges on directories needed by the ADR subsystem. This error occurs during the initialization of the ADR subsystem.

Action: Check the input arguments to the ADR initialization routine and the state of the operating system. Ensure that the user has the proper permissions on the ADR directories.

ORA-48147: invalid home location specification for ADR, [*string*], [*string*], [*string*]

Cause: Invalid read or write home location specification for ADR.

Action: An invalid home was specified for the ADR Read or Write Home location.

ORA-48148: error encountered when attempting to move a file

Cause: There was an error encountered when attempting to move a file with the ADR file interface.

Action: Check the directory name and file name.

ORA-48149: error encountered when attempting to copy a file

Cause: There was an error encountered when attempting to copy a file with the ADR file interface.

Action: Check the directory name and file name.

ORA-48150: error encountered with set current working directory

Cause: There was an error with setting the current working directory.

Action: Check the path used, or the state of the operating system.

ORA-48151: error getting operating system time for a file

Cause: Error encountered while getting the operating system time for a file.

Action: Check the specified directory and file and the state of the operating system.

ORA-48152: lock table is full

Cause: Lock table is full - too many locks granted

Action: Try again later

ORA-48153: error encountered when getting ADR base directory default

Cause: There was an error encountered when attempting to get the ADR base directory default value.

Action: Check your environment to see if the \$ORACLE_BASE and \$ORACLE_HOME environment variables are set.

ORA-48154: reached end of file for alert log

Cause: The end of file was reached for reading the Alert Log. There are no more messages to read in the Alert Log.

Action: Do not read from the Alert Log

ORA-48155: error encountered when read alert log [*string*]

Cause: There was an error encountered when attempting to read a message from the Alert Log.

Action: Check the error message and the contents of the alert message.

ORA-48156: Alert log purge has occurred - retry operation

Cause: The purge of the alert log has occurred.

Action: Retry the operation.

ORA-48157: null input to ADR initialization

Cause: There was a null input to the ADR initialization routine.

Action: Check the ADR base, product ID, and instance ID input arguments.

ORA-48158: invalid input for ADR base directory

Cause: An invalid input was passed in for the ADR base directory name. The ADR base directory name is either NULL or too long of a string.

Action: Check the ADR base directory input argument.

ORA-48159: invalid input for ADR product type

Cause: An invalid input was passed in for the ADR product type. The ADR product type is out of bounds.

Action: Check the ADR product type input argument.

ORA-48160: invalid input for ADR product id

Cause: An invalid input was passed in for the ADR product id. The ADR product id is either NULL or too long of a string.

Action: Check the ADR product id input argument.

ORA-48161: invalid input for ADR instance id

Cause: An invalid input was passed in for the ADR instance id. The ADR instance id is either NULL or too long of a string.

Action: Check the ADR instance id input argument.

ORA-48162: string buffer too small to hold input, [*string*], [*string*], [*string*]

Cause: The string buffer is too small to copy an input string into.

Action: Check the size of the string buffer and the input string. Look in the argument for the location in the code where the error occurs.

ORA-48163: error concatenating directory onto path, [string], [string], [string]

Cause: Error encountered while concatenating a directory onto a path name.

Action: Check the error returned by the OS and the size of the input and output buffers.

ORA-48164: error concatenating file onto path, [string], [string], [string]

Cause: Error encountered while concatenating a directory onto a path name.

Action: Check the error returned by the OS and the size of the input and output buffers.

ORA-48165: user missing read, write, or exec permission on specified ADR Base directory [string]

Cause: The specified ADR Base Directory does not have the correct permissions.

Action: Check the read, write, and exec permissions on the specified ADR Base Directory

ORA-48166: error with opening ADR block file because file does not exist [string] [string]

Cause: An error was encountered with opening an ADR block file because the file does not exist.

Action: Check the existence of the ADR Block File.

ORA-48167: invalid argument for checking ADR initialization

Cause: Invalid arguments were specified for the routine to check ADR initialization.

Action: Check the inputs to the ADR initialization routine.

ORA-48168: the ADR sub-system is not initialized

Cause: The ADR subsystem has not been initialized. The requested operation cannot be performed.

Action: Check the usage of the call to the ADR services. The ADR sub-system must be initialized for the call to work.

ORA-48169: incorrect arguments to ADR deferred initialization

Cause: There are incorrect arguments to the ADR deferred initialization.

Action: Check the input arguments. It could be possible that the product is not set up for deferred initialization.

ORA-48170: unable to lock file - already in use

Cause: the file is locked by another process, indicating that it is currently in use by another process

Action: determine which process legitimately owns this file.

ORA-48171: unable to get share lock - file not readable

Cause: share lock request was made on a file not open for read access.

Action: file must be open read-only or read-write to get a share lock.

ORA-48172: unable to find a valid ADR base

Cause: Unable to find a valid ADR base. We tried the ORACLE_BASE, ORACLE_HOME, home, and tmp directories, but none of the directories exist for read/write access.

Action: Check the validity of the ORACLE_BASE, ORACLE_HOME, home, and tmp directories.

ORA-48173: error checking directory existence during ADR initialization [string]

Cause: Error encountered when checking directory existence during the initialization of the ADR subsystem. Either the diag or product type directory does not exist underneath the ADR base.

Action: The directory in the error message must exist in order for ADR initialization to succeed. Make sure the directories exist.

ORA-48174: error encountered with get current working directory

Cause: There was an error with getting the current working directory.

Action: Check the state of the operating system or the size of the path buffer.

ORA-48175: the path name must not contain the string '..'.

Cause: The specified path name contains '..'.

Action: Correct the path name and retry the operation.

ORA-48176: error translating a path name into its full path name

Cause: An error was encountered when translating a path name into its full path name.

Action: Check the inputted path name to make sure it is a valid relative path.

ORA-48177: file name with full path information [string] not allowed

Cause: Input was incorrectly specified for the file name. The inputted file name is greater than the maximum length, or the file name has path information. In this case, the file name should not have any path information. The path information should be specified in a separate argument.

Action: Check that the string for the file name is not too long and does not have path information.

ORA-48178: error encountered while reading an ADR block file during ADR initialization [string]

Cause: An error was encountered while reading an ADR block file during the initialization of the ADR subsystem.

Action: Check the state of the file system.

ORA-48179: OS file synchronization failure

Cause: OS command to synchronize the changes to a file with the operating system failed.

Action: Check the state of the file system and the amount of free space left on your device.

ORA-48180: OS open system call failure

Cause: OS open system call failed. The system failed to open or create a file in the requested mode.

Action: Check the OS error code

ORA-48181: OS write system call failure

Cause: OS write system call failed. The system failed to write to a file.

Action: Check the OS error code

ORA-48182: OS read system call failure

Cause: OS read system call failed. The system failed to read to a file.

Action: Check the OS error code

ORA-48183: OS close system call failure

Cause: OS close system call failed. The system failed to close a file.

Action: Check the OS error code

ORA-48184: OS seek system call failure

Cause: OS seek system call failed. The system failed to seek to a position in a file.

Action: Check the OS error code

ORA-48185: OS file size system call failure

Cause: OS file size call failed. The system failed to retrieve the file size for a file.

Action: Check the OS error code

ORA-48186: OS check file exists system call failure

Cause: OS check file exists system call failed. The system failed to perform the check file exists command for a file.

Action: Check the OS error code

ORA-48187: specified directory does not exist

Cause: The specified directory does not exist.

Action: Check the directory name.

ORA-48188: user missing read, write, or exec permission on specified directory

Cause: The user does not have valid permissions on the specified directory. The user is missing either the read, write, or execute permission.

Action: Check the permissions of the specified directory.

ORA-48189: OS command to create directory failed

Cause: The OS command to create a directory failed.

Action: Check the error number associated with the create directory failure.

ORA-48190: OS unlink system call failure

Cause: OS unlink system call failed. The system failed to perform unlink on the specified file.

Action: Check the OS error code

ORA-48191: user missing read or write permission on specified file

Cause: The user does not have valid permissions on the specified file. The user is missing either the read or write permission.

Action: Check the permissions of the specified file.

ORA-48192: OS command to move a file failed

Cause: The OS command to move a file failed.

Action: Check the error number associated with the move file.

ORA-48193: OS command to open a directory failed

Cause: The OS command to open a directory failed.

Action: Check the OS error associated with the open directory failure.

ORA-48194: OS command to close a directory failed

Cause: The OS command to close a directory failed.

Action: Check the OS error associated with the close directory failure.

ORA-48195: OS command to remove a directory failed

Cause: The OS command to remove a directory failed.

Action: Check the OS error associated with the remove directory failure.

ORA-48196: OS command to release advisory lock failed

Cause: The OS command to release the advisory lock failed

Action: Check the OS error associated with the release advisory lock failure.

ORA-48197: OS command to get the file status failed

Cause: The OS command to get the file status failed. This could be because the file is not open or file descriptor is invalid.

Action: Check the OS error associated with the get file status failure.

ORA-48198: OS command to change the file permissions failed

Cause: The OS command to change the file permissions failed.

Action: Check the OS error associated with the failure.

ORA-48199: OS command to copy a file failed

Cause: The OS command to copy a file failed.

Action: Check the error number associated with the copy file.

ORA-48200: Illegal Input Argument [*string*]

Cause: An illegal argument was passed in.

Action: Fix the call.

ORA-48201: Field Length Exceeds Maximum [*string*] [*string*] [*string*]

Cause: An illegal field length was used.

Action: Fix the call.

ORA-48202: Illegal Identifier [*string*] [*string*]

Cause: Illegal identifier specified.

Action: Use a valid identifier.

ORA-48203: Illegal Data Type [*string*]

Cause: Illegal data type specified.

Action: Use a valid data type.

ORA-48204: Illegal Identifier Length [*string*] [*string*] [*string*]

Cause: The input identifier is too long.

Action: Specify a shorter identifier.

ORA-48205: Record Length too Big *[string] [string] [string]*

Cause: The sum of the maximum lengths of all fields exceeds the maximum record length that is supported.

Action: Remove or shorten some of the fields.

ORA-48206: Illegal Number of Fields *[string] [string] [string]*

Cause: The number of fields specified exceeds the supported maximum.

Action: Remove some of the fields in the relation.

ORA-48207: Illegal Field Name *[string]*

Cause: The field name is invalid.

Action: Specify a valid field name.

ORA-48208: Duplicate Field Names *[string]*

Cause: The list of fields specified contains a duplicate field.

Action: Remove the duplicate field.

ORA-48209: Relation Already Exists

Cause: The relation already exists.

Action: Remove the relation.

ORA-48210: Relation Not Found

Cause: The relation was not found.

Action: Either specify a valid relation name or create one with that name.

ORA-48211: Illegal Access Mode *[string] [string]*

Cause: The supplied access mode is not recognized.

Action: Supply a valid mode.

ORA-48212: Open Record Access Not Done

Cause: The open record access call was not performed.

Action: The open record access call is required before attempting this call.

ORA-48213: Incorrect Access Mode for Operation *[string] [string]*

Cause: The relation was opened in a mode not compatible with the attempted operation being done.

Action: Reopen the relation in the correct mode.

ORA-48214: Sequence Overflow *[string] [string] [string]*

Cause: The sequence number will exceed the system maximum.

Action: Reset the sequence number.

ORA-48215: Sequence Invalid Operation *[string] [string]*

Cause: The specified sequence operation is not valid.

Action: Specify a valid operation.

ORA-48216: Field Len Exceeds Max Field Length *[string] [string] [string] [string]*

Cause: The field length specified exceeds the defined maximum for the field.

Action: Supply a smaller field length.

ORA-48217: Out of Space on Device

Cause: The storage subsystem is out of space.

Action: Add more space to the storage subsystem.

ORA-48218: Duplicate Key Name [string] [string]

Cause: The key name already exists.

Action: Specify a different key name.

ORA-48219: Key Name Doesn't Match Any Existing Key

Cause: The key name provided doesn't match an existing key.

Action: Specify a key name that exists.

ORA-48220: Too Many Keys Defined [string] [string]

Cause: A key is trying to be created that exceeds the maximum number of keys supported.

Action: Drop another key.

ORA-48221: Key Exceeds Maximum Allowed Length [string] [string] [string]

Cause: The sum of the lengths of the fields in the key exceeds the maximum length supported.

Action: Remove one or more fields from the key.

ORA-48222: Predicates/Order By Not Allowed

Cause: A predicate or order by can not be added after fetch has started.

Action: Put the predicate or order by call before the first fetch.

ORA-48223: Interrupt Requested - Fetch Aborted - Return Code [string] [string]

Cause: User interrupt has occurred.

Action: None

ORA-48224: DDL has occurred since parse - reparse [string] [string] [string]

Cause: Another session has performed a DDL (i.e. add field, create key, drop key) that prevents this session from being to continue.

Action: Call open record access again.

ORA-48225: No More Space in Order By Buffer

Cause: The order by buffer size is not sufficient for the number of rows.

Action: Increase the order by buffer size specified.

ORA-48226: No Fetch in Progress

Cause: An attempt to perform update or delete has occurred without a fetch.

Action: You must first perform a fetch.

ORA-48227: Invalid Relation File - [string] [string] [string] [string]

Cause: The AMS file is invalid or corrupt.

Action: Do a repair relation

ORA-48228: Missing Define Call [string]

Cause: A call to define was not performed before doing a fetch.

Action: Call the define service before fetch.

ORA-48229: Invalid Relation Handle Provided [string] [string]

Cause: An invalid or corrupt relation handle was used.

Action: Possible memory corruption.

ORA-48230: Expression arguments must match types

Cause: Incorrect type semantics for fields in the predicate.

Action: Correct the predicate.

ORA-48231: Predicate syntax error

Cause: A syntax error exists in the predicate string.

Action: Correct the predicate.

ORA-48232: Debug command syntax error [string]

Cause: An invalid debug command has been specified.

Action: Correct the debug command.

ORA-48233: Invalid Field Handle [string] [string] [string]

Cause: The field handle is invalid.

Action: Possible memory corruption.

ORA-48238: Invalid Surrogate Length Specified [string] [string]

Cause: An invalid length during create field was specified

Action: Specify a correct length

ORA-48239: Invalid Predicate Handle Provided [string] [string]

Cause: An invalid or corrupt relation handle was used.

Action: Possible memory corruption.

ORA-48240: Field is NOT NULL but NULL value supplied

Cause: A field [%s] declared to not allow nulls contains a null value.

Action: Specify a correct value

ORA-48242: Fields that are NOT NULL can not use surrogates

Cause: NOT NULL fields can not have surrogates specified.

Action: Either remove the constraint or the surrogate.

ORA-48243: Additional Fields must be declared nulls allowed

Cause: A field can not be added to a relation that is defined NOT NULL

Action: Do not specify NOT NULL

ORA-48244: Purge for Retention can't be called while in an Query

Cause: A query is already running - purge for retention can't be invoked

Action: Fix call sequence

ORA-48245: Attempt to Update/Delete when at EOF

Cause: The fetch operation is positioned at EOF - can not update/delete

Action: Do not call update/delete after fetch has returned EOF

ORA-48246: Illegal Operation on External Relation

Cause: An illegal call was made using an external relation

Action: Do not perform the API Call

ORA-48247: Predicate Conversion Error *string*

Cause: A time conversion failed

Action: Fix the input

ORA-48248: Function *string* type check error; ityp = *string* typ = *string* arg = *string*

Cause: Invalid inputs to the specified function

Action: Change the inputs

ORA-48251: Failed to open relation due to following error

Cause: See error below in the error stack

Action: See error below in the error stack

ORA-48252: Relation does not require migration

Cause: Relation on disk is compatible with the current code

Action: Don't run the migration services

ORA-48258: AMS Corrupt Page Found - Rebuild Relation

Cause: A corrupted page has been found.

Action: Do a rebuild of the relation

ORA-48259: AMS Relation not Created Correctly

Cause: Create relation failed

Action: Recreate the relation

ORA-48260: Function *string* not found

Cause: A reference to a function that is not valid was found

Action: Fix the function name

ORA-48262: Sequence references not allowed in predicates

Cause: References to currval or nextval not allowed

Action: Remove these references

ORA-48263: Currval not set yet - use nextval

Cause: References to currval can't occur until a nextval is done

Action: Remove the reference

ORA-48265: Incorrect number of arguments (*string*) provided - expected (*string*)

Cause: Number of arguments to function is incorrect

Action: Specify the correct number of arguments

ORA-48291: Field name *string* can't be unique resolved

Cause: Field name appears in more than one relation

Action: Prefix the field name with the relation name

ORA-48292: Can't use outer join syntax mixed with inner join syntax

Cause: The join condition was specified using both inner and outer join elements"

Action: Specify the join condition correctly

ORA-48293: Outer join syntax not allowed without a join

Cause: Using outer join syntax in the predicate without doing a join

Action: Fix the predicate

ORA-48300: Incident Record Already Exists

Cause: trying to create an incident that already exists

Action: retry operation with new incident ID

ORA-48301: An Invalid Incident ID was specified

Cause: the specified incident ID was invalid

Action: retry operation with correct incident ID

ORA-48302: Incident Directory does not exist

Cause: the incident directory was not found

Action: retry operation with a different incident ID

ORA-48303: Exceeded max Incident Sequence Value

Cause: the maximum supported incident sequence value was exceeded

Action: reset incident sequence and retry operation

ORA-48304: incident staging file not found

Cause: the incident staging file is missing

Action: retry with a different incident ID

ORA-48305: incident ID range is too large

Cause: the maximum incident sequence value was exceeded

Action: retry operation with a smaller range

ORA-48309: illegal incident state transition, [*string*] to [*string*]

Cause: the incident cannot be moved to the new state

Action: retry operation with a valid incident status

ORA-48310: Incident *string* staging file not found

Cause: the incident staging file does not exist

Action: retry operation with a valid incident ID

ORA-48311: Invalid field name [*string*]

Cause: the specified field name is invalid

Action: retry operation with a valid field name

ORA-48312: Sweep incident *string* staging file failed

Cause: the sweep action of incident staging file failed

Action: check the incident ID and retry

ORA-48313: Updates not allowed on ADR relation [*string*] of Version=*string*

Cause: Update operations not supported on this version of ADR relation

Action: check ADR version and retry

ORA-48314: Invalid ADR Control parameter [*string*]

Cause: the specified control parameter is invalid

Action: check parameter and reissue command

ORA-48315: ADR unavailable

Cause: the ADR directory is not available

Action: enable ADR and retry operation

ORA-48316: relation [*string*] unavailable or cannot be created

Cause: the ADR relation is not available

Action: check ADR directory and retry operation

ORA-48317: ADR Relation [*string*] of version=*string* is obsolete

Cause: the version of ADR relation is too old and not supported

Action: check the ADR version and retry

ORA-48318: ADR Relation [*string*] of version=*string* cannot be supported

Cause: the version of ADR relation is too new and cannot be supported

Action: need to use a newer release to access the ADR

ORA-48319: Update operation on ADR relation [*string*] not allowed

Cause: updates to foreign ADR relation cannot be supported

Action: verify ADR location and reissue command

ORA-48320: Too many incidents to report

Cause: the result set of incidents is too large to handle

Action: use a predicate to reduce the number of incidents and retry

ORA-48321: ADR Relation [*string*] not found

Cause: the required ADR relation is missing, ADR may be corrupted

Action: check ADR directory and retry

ORA-48322: Relation [*string*] of ADR V[*string*] incompatible with V[*string*] tool

Cause: the tool version is incompatible with the ADR version

Action: use another version of tool and retry

ORA-48323: Specified pathname [*string*] must be inside current ADR home

Cause: A file outside of ADR home was not allowed for this type of file.

Action: Check the file name and retry.

ORA-48324: Incompatible staging file encountered

Cause: sweep incident failed because staging file is incompatible

Action: check the incident ID and version of ADR and retry

ORA-48339: view [*string*] does not exist

Cause: view has not been created

Action: verify view name and reissue command

ORA-48340: operation not supported on view [*string*]

Cause: unsupported (dml) operation on views

Action: verify relation name and reissue command

ORA-48341: Field [*string*] not a grouping field

Cause: the field name specified is not a grouping field

Action: verify field names and groupby clause and reissue command

ORA-48342: Field [*string*] cannot be mixed with *string* fields

Cause: the specified field is incompatible with other grouping fields

Action: verify this and other field names and reissue command

ORA-48343: invalid field [*string*] reference in *string* clause

Cause: the specified field in the specified clause is invalid

Action: verify this field name and reissue command

ORA-48344: Invalid Name [*string*] specified

Cause: Either the name refers to an existing object or violates the reserved namespace rules.

Action: Pick another name

ORA-48345: Timeout encountered during operation

Cause: The attempted operation conflicted with another operation that was already being executed.

Action: Retry operation at a later time.

ORA-48400: ADRCI initialization failed

Cause: The ADR Base directory does not exist

Action: Either create an ADR Base directory or point to an existing one

ORA-48401: SET command requires arguments

Cause: No arguments are input for the SET command

Action: Input the arguments

ORA-48402: Variable is not defined

Cause: No substitution value is input.

Action: Input the substitution value following after the variable name.

ORA-48403: DEFINE or UNDEFINE command has no arguments

Cause: DEFINE and UNDEFINE command need users to input the substitution variable name.

Action: Input the variable name after the keyword DEFINE or UNDEFINE

ORA-48404: RUN or @ command has no arguments

Cause: RUN and @ commands need users to input script filename

Action: Input script filename after RUN and @ commands

ORA-48405: The option in the command is invalid

Cause: The option is not allowed in the command

Action: Check the command syntax

ORA-48406: ECHO or TERMOUT status must be set to ON or OFF

Cause: the status of ECHO and TERMOUT commands must be ON or OFF

Action: input ON or OFF

ORA-48407: DESCRIBE and QUERY commands need at least relation name argument

Cause: This is no relation name is input as argument

Action: Need users to input at least the relation name

ORA-48408: The incident number exceeds the maximum number [string]

Cause: The input incident number exceeds the maximum number

Action: Input fewer incidents

ORA-48409: The ADR homes exceed the maximum number [string]

Cause: The input ADR homes number exceeds the maximum number

Action: Input shorter ADR home string

ORA-48410: The trace path exceeds the maximum number [string]

Cause: The input trace path exceeds the maximum number

Action: Input less trace path

ORA-48411: The trace files exceed the maximum number [string]

Cause: The input trace file path number exceeds the maximum number

Action: Input less trace file path

ORA-48412: The parameters exceed the maximum number [string]

Cause: The input parameter number exceeds the maximum number

Action: Input fewer parameters

ORA-48413: The number of orderby fields exceeds maximum number [string]

Cause: The orderby field number exceeds the maximum number

Action: Input fewer fields

ORA-48414: The string in the execution option exceeds maximum length [string]

Cause: The string length is too long

Action: Divide the commands into two sets or use adrci scripts.

ORA-48415: Syntax error found in string [string] at column [string]

Cause: Parsing error found in the user input string

Action: Validate the input string

ORA-48419: Illegal arguments

Cause: The input argument is illegal

Action: Check the input arguments and make sure it is not null

ORA-48421: Predicate string in the command must be single or double quoted

Cause: The predicate string is not single or double quoted

Action: Put single or double quotes around the predicate string

ORA-48422: Invalid relation field type [string]

ORA-48423: IMPORT command must have a filename

Cause: File name is missing from the command

Action: Input the import file name after the IMPORT keyword

ORA-48424: SHOW TRACE command needs argument

Cause: SHOW TRACE command needs arguments

Action: Input arguments

ORA-48426: The initialization filename is too long

Cause: The initialization filename length exceeds the maximum length

Action: This is really an internal setting parameter of the ADRCI, report it as a bug. Alternatively move the initialization file to the current working directory

ORA-48427: Unknown command

ORA-48428: Input command string exceeds max length [*string*]

Cause: The current command string is too long and exceeds the limit

Action: Input less characters

ORA-48429: Variable name [*string*] is an invalid identifier

Cause: The substitution variable name is not a valid identifier

Action: Input the valid identifier defined by ADRCI

ORA-48430: Cannot read the parameter

ORA-48431: Must specify at least one ADR home path

Cause: The command syntax requires at least one ADR home path to be input

Action: Check the command syntax and input the home path

ORA-48432: The ADR home path [*string*] is not valid

Cause: The adr home user inputs is not valid, which may due to the path does not exist.

Action: Check if the input home path exists

ORA-48433: Unknown help topic

Cause: The input topic is unknown

Action: Check if the topic is valid

ORA-48434: No DDE commands are input

Cause: No DDE commands are input

Action: Input a DDE command

ORA-48435: Input a trace file

Cause: Show trace expects a trace file

Action: Input a trace file

ORA-48436: File [*string*] does not exist

Cause: the file does not exist

Action: Validate the trace file name

ORA-48437: No IPS commands are input

Cause: No IPS commands are input

Action: Input a IPS command

ORA-48438: [*string*] is not a valid number

Cause: The input number is not valid

Action: Check the input number

ORA-48439: The input path name exceeds the maximum length [*string*]

Cause: The input path name is too long

Action: Report as a bug to change the limit

ORA-48440: Variable [*string*] is already defined

Cause: The variable name is defined previously

Action: Use another variable name

ORA-48441: The function parameter number exceeds the maximum number [*string*]

Cause: The function parameter number exceeds the maximum number

Action: Report it as bug to change the maximum number

ORA-48442: The number of control parameters exceeds the maximum allowed [*string*].

Cause: The control parameters exceeded the maximum number allowed.

Action: Check the parameters. If the parameters are correct, contact Oracle Support Services.

ORA-48443: Trace Record type appears in the middle of the path

Cause: The trace record cannot be in the middle of the path

Action: Validate the input

ORA-48444: The single "." and "*" cannot appear in the middle of the path

Cause: The single "." and "*" appears in the middle of the path

Action: Validate the input

ORA-48445: Path expression only supports one bucket dump type

Cause: The path expression only supports one bucket dump"

Action: Change the path expression syntax

ORA-48446: The command needs path input

Cause: No path is input as a parameter

Action: Input the path

ORA-48447: The input path [*string*] does not contain any ADR homes

Cause: The input path does not contain ADR homes

Action: Validate the path

ORA-48448: This command does not support multiple ADR homes

Cause: There are multiple homes in the current adr setting.

Action: Use command SET HOMEPATH to set a single home

ORA-48449: Tail alert can only apply to single ADR home

Cause: There are multiple homes in the current setting

Action: Use command SET HOMEPATH to set a single home

ORA-48450: Syntax:\n

ORA-48451: adrci [-help] [-script script_filename]\n\n

ORA-48452: Options Description (Default)\n

ORA-48454: script script file name (None) \n

ORA-48455: help help on the command options (None) \n

ORA-48457: ADRCI core dumped

Cause: It is adrci internal error.

Action: Report to Oracle

ORA-48458: "show incident" failed due to the following errors

Cause: There could be a bug or users do not have the access permission

Action: Report to Oracle if the errors are not due to ADR permission settings

ORA-48459: "describe" command only supports one ADR home path

Cause: Multiple ADR home paths in the command

Action: put one ADR home path

ORA-48460: The home path [*string*] is not valid

Cause: The input home path is not valid home path

Action: Verify the homopath

ORA-48461: "describe" failed due to the following errors

Cause: Underlying code failed

Action: If it is not due to permission issue, report to Oracle

ORA-48462: Fatal error encountered in [*string*]

Cause: Fatal error encountered

Action: Report to Oracle

ORA-48463: The value buffer reached the maximum length [*string*]

Cause: The value buffer is full

Action: Report to Oracle

ORA-48464: The predicate buffer reached the maximum length [*string*]

Cause: The predicate buffer is too small

Action: Report to Oracle

ORA-48465: The specified type [*string*] is undefined

Cause: The purge type specified is undefined

Action: Check the type name

ORA-48466: Internal failure, the report context is not initialized

Cause: Internal problem failure.

Action: Report to Oracle

ORA-48467: "*string*" for the keyword "*string*" is not a valid number

Cause: The keyword value is not a valid number

Action: Check the value

ORA-48468: "string" is not a valid keyword

Cause: The keyword is not defined for the command

Action: Check the available keywords

ORA-48469: Keyword "string" cannot be duplicated

Cause: The command can only allow one key with the name

Action: Remove one keyword name from the command

ORA-48470: Unknown "string" command

Cause: The command is not valid

Action: Use help manual to check the command syntax

ORA-48472: Invalid product name

Cause: The product name provided does not exist

Action: Specify a product name, see HELP SHOW BASE

ORA-48473: Internal failure, unknown return code [string]

Cause: Internal program failure

Action: Report to Oracle

ORA-48474: Syntax error specifying product, must not be NULL

Cause: The product clause is being used, but no product name is provided

Action: Supply the product name

ORA-48475: [string] is not a valid timestamp

Cause: The input timestamp string is not in valid format

Action: None

ORA-48476: Cannot write the results out to a file, please check if \nthe environment variable TMPDIR is set or the current directory is \nnot writable

Cause: The current path may not be writable

Action: If the current path is writable, report to Oracle

ORA-48477: The input path does not contain any valid ADR homes

Cause: The input path does not contain any valid ADR homes

Action: Check the path if it is valid

ORA-48478: No alert messages are created

Cause: No alert messages are created

Action: No action

ORA-48479: No HM runs are created

Cause: There is no hm runs

Action: No action

ORA-48480: No incidents are created

Cause: There is no incident

Action: No action

ORA-48481: Report is not available

Cause: The requested report does not exist"

Action: Check the report ID

ORA-48482: Report is not generated

Cause: The requested report is not ready to be generated

Action: Check the report ID

ORA-48483: Spooling failed, it may be because the spool file cannot be created due to a permission issue

Cause: The spooling filename may not be valid or the file cannot be created

Action: Check the permissions of the target directory and verify the filename

ORA-48484: Run script failed, it may be because the script file does not exist

Cause: The script file may not exist

Action: Check if the script file exist

ORA-48485: The file exceeds the maximum length [string]

Cause: The filename is too long

Action: Report to Oracle

ORA-48486: The file [string] exceeds the maximum length [string]

Cause: The filename is too long

Action: Report to Oracle

ORA-48487: The internal predicate string exceeds the maximum length [string]

Cause: The predicate string exceeds the maximum length

Action: Report to Oracle

ORA-48488: The predicate string exceeds the maximum length [string]

Cause: The input predicate string exceeds the maximum length

Action: Report to Oracle

ORA-48489: The input exceeds the maximum length [string]

Cause: The input exceeds the maximum length

Action: Report to Oracle

ORA-48490: The field number exceeds the maximum number [string]

Cause: The input field number exceeds the maximum number

Action: Input less field names

ORA-48491: The program name is too long, exceeds the maximum length [string]

Cause: the program name length exceeds the maximum length setting

Action: Report to Oracle

ORA-48492: The report component name is not defined

Cause: the report component name does not exist

Action: Check the component name to ensure it is registered

ORA-48493: Sweep command needs parameters

Cause: sweep command needs parameter

Action: Check the syntax of the command

ORA-48494: ADR home is not set, the corresponding operation cannot be done

Cause: The adr home is not set in the current adrci session

Action: Set the adr home using the adrci command "set base" and "set homepath"

ORA-48495: Interrupt requested

Cause: User requested to interrupt the current action

Action: No action is needed

ORA-48496: "string" is a mandatory keyword for the command

Cause: The keyword is not specified for the command

Action: Input the keyword

ORA-48497: "string" is an invalid product type

Cause: The product type is not registered

Action: Check the product type

ORA-48499: The value of the keyword "string" exceeds the maximum length string

Cause: The keyword value is too long

Action: Check the limit and input again

ORA-48500: File Write Error [string] [string]

Cause: Number of bytes written differs from number requested. Possibly due to out of disk space.

Action: Ensure sufficient disk space.

ORA-48501: File Read Error [string] [string]

Cause: Number of bytes read differs from number requested. Possibly due due to corrupted file.

Action: Recreate the file.

ORA-48502: Invalid Command Line - Missing Required Elements

Cause: Missing required command line arguments.

Action: Review the help message and supply the required arguments.

ORA-48503: Invalid Parameter Specified

Cause: Invalid input parameter supplied.

Action: Review the help message and correct the invalid input parameter.

ORA-48504: Relation Parameter Must be Specified

Cause: Relation parameter must be specified during ADR export.

Action: Supply the relation parameter.

ORA-48505: File Parameter Must be Specified

Cause: File parameter must be specified during ADR import.

Action: Supply the file parameter.

ORA-48506: Existing Relation at different version than export [string] [string]
Cause: Attempting to import into an existing relation and the schema version of that relation differs from the schema of the relation that was exported.

Action: Drop the existing relation if you still wish to import the relation.

ORA-48507: Predicate Not Allowed during Import

Cause: The predicate option is not allowed during ADR import.

Action: Remove the predicate argument.

ORA-48508: Export File Version [string] Can Not be Used by Import [string]

Cause: The version of the export file is not able to be read by this version of ADR import.

Action: Rerun the export using the current version of ADR export.

ORA-48509: Error occurred during operation. See the following errors

Cause: An underlying error has occurred.

Action: Review and correct the underlying error.

ORA-48510: Can not export an in memory relation

Cause: In memory relations can not be exported.

Action: Pick a different relation.

ORA-48600: HM run with name [string] already exists

Cause: The specified run name already existed.

Action: Specify different run name and re-run the check

ORA-48615: Parameter [string] value not specified

Cause: Run was invoked without specifying the parameter and its value

Action: Specify the needed parameter and its value

ORA-48617: Parameter [string] value [string] length exceeds the maximum limit [string]

ORA-48618: Invalid HM run name specified

Cause: An invalid Health Monitor (HM) run name was specified.

Action: Specify a HM run name using only alphanumeric and underscore characters.

ORA-48800: "string" for the keyword "string" is not in the right format of timestamp

Cause: The value format is not right

Action: Check the format ADRCI supports

ORA-48801: The option "string" is duplicated

Cause: The option has been specified more than once

Action: Check the input

ORA-48802: The options "%0!s" and "%1!s" are mutually exclusive.

Cause: An attempt was made to specify the two options together.

Action: Specify only one of the options.

ORA-48803: The keyword "string" is not defined for this command

Cause: The keyword is invalid

Action: Check the valid keywords for the command

ORA-48804: The command needs at least one file input

Cause: No files are specified to view

Action: Input the files

ORA-48805: BEGIN BACKUP issued already - must do an END BACKUP first

Cause: A begin backup was already issued.

Action: Issue END BACKUP

ORA-48806: Unknown Function Reference (*string*)

Cause: The function reference is not a valid function

Action: Change the reference

ORA-48807: The SET subcommand requires at least one additional parameter

Cause: An argument was not specified for the SET subcommand.

Action: Specify additional arguments or precede the command with help.

ORA-48808: malformed SET CONTROL command - see "HELP SET CONTROL"

Cause: Improper syntax was specified for the SET CONTROL command.

Action: Specify additional arguments or use the HELP SET CONTROL command for more information.

ORA-48809: The number of estimate parameters exceeds the maximum allowed [*string*].

Cause: The estimate parameters exceeded the maximum number allowed.

Action: Check the parameters. If the parameters are correct, contact Oracle Support Services.

ORA-48810: malformed ESTIMATE command - see "HELP ESTIMATE"

Cause: Improper syntax was specified for the ESTIMATE command.

Action: Specify additional arguments or use the HELP ESTIMATE command for more information.

ORA-48900: Illegal Input Argument [*string*]

Cause: The input argument is invalid

Action: Check the input parameter

ORA-48902: Empty component specification

ORA-48903: String [*string*] is not a valid library name

ORA-48904: String [*string*] is not a valid component name

ORA-48905: String [*string*] is not a valid operation name

ORA-48906: Parser context is not valid

Cause: The parser context is not initialized

Action: Call the initialization routine first before using the context

ORA-48907: The end of file is reached

Cause: The end of file is reached

Action: Handle the end of file

ORA-48908: No trace files are found

Cause: This is no file in the navigator context, either it is done with parsing, or no file is pushed

Action: Check if the file is added to the context

ORA-48909: Scan context is not initialized

Cause: The scan context is not initialized

Action: call the initialization routine of the scan context

ORA-48912: The specified trace filename is too long

Cause: The resulting trace filename length exceeds the maximum length

Action: Use a smaller trace filename suffix or move ADR higher in the directory hierarchy

ORA-48913: Writing into trace file failed, file size limit [*string*] reached

Cause: An attempt was made to write into a trace file that exceeds the trace's file size limit

Action: increase the trace's file size limit.

ORA-48914: File position is not in right format

Cause: The file position format is not right

Action: Check if the file format string is the right one

ORA-48928: The predicate exceeds the max limit *string*

Cause: The predicate is too long, exceeds the max limit

Action: Use a shorter predicate

ORA-48929: The trace record size exceeded the max size that can be read [*string*]

Cause: A trace record is too large to be read by the ADR viewer

Action: Report to Oracle

ORA-48930: Cannot allocate memory for processing traces

Cause: A memory allocation request failed

Action: Report to Oracle

ORA-48934: invalid input for the file name identifier

Cause: An invalid input was given for the file name identifier. The file name is not allowed to have slashes ('', '/') and is not allowed to refer to the parent directory using the '..' characters.

Action: Check the file name and provide a valid input.

ORA-48936: The number of relations exceeds maximum number [*string*]

Cause: Too many relations listed

Action: Reduce the number

ORA-48937: Feature (*string*) currently not allowed for SELECT

Cause: Feature is not allowed

Action: Remove feature

ORA-48938: View select column count differs from select alias list

Cause: The view alias list has a different number of fields than the select list"

Action: Change the alias list or view select statement

ORA-48939: Select * not allowed in a CREATE VIEW

Cause: * is currently not allowed for a create view select list

Action: List the fields explicitly

ORA-49315: Invalid incident type specified [string]

Cause: The specified incident type is not defined in this ADR.

Action: Specify an available incident type.

ORA-49404: No such package [string]

Cause: The specified package does not exist.

Action: Specify an existing package.

ORA-49405: Cannot change package name [string] [string]

Cause: Attempted to change package name after package generation.

Action: Use current name, or create a new package with the desired name.

ORA-49406: Undefined configuration parameter specified [string]

Cause: The specified configuration parameter was not found in ADR.

Action: Specify an existing parameter. Re-populate parameters if necessary.

ORA-49407: No unpacking history in this home

Cause: No packages were unpacked into this home.

Action: Verify the current home. Unpack a package if necessary.

ORA-49408: Invalid home specified [string]

Cause: An invalid ADR_HOME was specified.

Action: Verify that the directory exists, and has the correct structure.

ORA-49409: Incremental package provided when complete expected

Cause: No packages were unpacked into this home.

Action: Provide a complete package, or use FORCE option.

ORA-49410: Not an IPS package

Cause: The specified file was not an IPS package.

Action: Verify that the file is a valid zip file with expected contents.

ORA-49412: Package ID does not match existing ID [string] [string]

Cause: The package ID in package file did not match previously unpacked packages.

Action: Use the correct location for unpacking the package.

ORA-49413: Package name does not match existing name [string] [string]

Cause: The package name in package file did not match previously unpacked packages.

Action: Use the correct location for unpacking the package.

ORA-49414: Package sequence later than expected [*string*] [*string*]

Cause: The package sequence in package file was later than expected.

Action: Apply packages in correct order, or use FORCE option.

ORA-49415: Package sequence earlier than expected [*string*] [*string*]

Cause: The package sequence in package file was earlier than expected.

Action: Apply packages in correct order, or use FORCE option.

ORA-49416: Earlier package sequence applied with FORCE option [*string*] [*string*]

Cause: An earlier package sequence was applied using the FORCE option.

Action: Apply a complete sequence which is later than any already applied, or use FORCE option to apply an incremental package.

ORA-49417: Cannot modify already generated package

Cause: Attempted to change package attributes after package generation.

Action: Create a new package with the desired name.

ORA-49418: Invalid package name specified

Cause: An invalid Incident Packaging Service (IPS) package name was specified.

Action: Specify a package name using only alphanumeric and underscore characters.

ORA-49420: Package too large [*string*] [*string*]

Cause: The package is too large.

Action: Remove some files or incidents from the package, or try using incremental mode.

ORA-49421: Maximum number of package files generated [*string*]

Cause: The command generated the maximum number of package files.

Action: Remove some files or incidents from the package, or use incremental mode to generate additional files.

ORA-49423: File outside ADR not allowed

Cause: The specified file is not within the ADR directory structure.

Action: Specify a file inside ADR.

ORA-49424: Directory outside ADR not allowed

Cause: The specified directory is not within the ADR directory structure.

Action: Specify a directory inside ADR.

ORA-49425: File inside ADR not allowed

Cause: The specified file is within the ADR directory structure.

Action: Specify a file outside ADR.

ORA-49426: Directory inside ADR not allowed

Cause: The specified directory is within the ADR directory structure.

Action: Specify a directory outside ADR.

ORA-49427: No such file or file not accessible [*string*]

Cause: The specified file does not exist or cannot be accessed.

Action: Create the file or verify file permissions.

ORA-49428: No such directory or directory not accessible [*string*]

Cause: The specified directory does not exist or cannot be accessed.

Action: Create the directory or verify directory permissions.

ORA-49429: File already exists and OVERWRITE option not specified [*string*]

Cause: The client attempted to create a file that already exists.

Action: Either remove the file or use the OVERWRITE option.

ORA-49430: No such problem [*string*]

Cause: The specified problem does not exist.

Action: Specify a problem that exists in this repository.

ORA-49431: No such incident [*string*]

Cause: The specified incident does not exist.

Action: Specify an incident that exists in this repository.

ORA-49432: Problem not part of package [*string*]

Cause: The specified problem is not included in the package.

Action: Specify a problem that is included in the package.

ORA-49433: Incident not part of package [*string*]

Cause: The specified incident is not included in the package.

Action: Specify an incident that is included in the package.

ORA-49434: Invalid date format

Cause: An invalid format was used to specify a date

Action: Specify the date in a supported format.

ORA-49435: Flood-controlled incident not allowed here [*string*]

Cause: A flood-controlled incident cannot be included in a package

Action: Specify an incident that is not flood-controlled

ORA-49436: Date conversion error [*string*]

Cause: An invalid format was used to specify a date

Action: Specify the date in a supported format.

ORA-49440: Warnings while unpacking package, details in file *string*

Cause: There were some non-fatal errors when unpacking a package

Action: Review the specified unpacking log file

ORA-49441: Warnings while finalizing package, details in file *string*

Cause: There were some non-fatal errors when finalizing a package

Action: Review the specified finalize log file

ORA-49450: Non-zero return code from archiving utility [*string*] [*string*]

Cause: The archiving utility (zip/unzip) returned a warning or error.

Action: Verify that the file and directory exist and are readable, and that the file is a valid zip file.

ORA-49451: Archive file structure error [*string*] [*string*]

Cause: The archiving utility (zip/unzip) returned an error indicating that the archive file structure is incorrect.

Action: Verify that the file was transferred correctly and that the file is a valid zip file.

ORA-49452: Archiving utility out of memory [*string*] [*string*]

Cause: The archiving utility (zip/unzip) returned an error indicating that it was unable to allocate enough memory.

Action: Check for operating system limitations on process memory usage.

ORA-49453: Invalid command invoking archiving utility [*string*] [*string*]

Cause: The archiving utility (zip/unzip) was invoked with an invalid command line, or with invalid options.

Action: Verify that there are no operating system settings affecting the behavior of the archiving utility..

ORA-49454: Archive is missing or empty [*string*] [*string*]

Cause: The specified archive does not exist, or is empty.

Action: Check if the specified archive exists.

ORA-49455: Archive I/O failed [*string*] [*string*]

Cause: An attempt to create, write to or read from an archive failed.

Action: Verify that operating system I/O operations are working correctly.

ORA-49456: Operation failed due to insufficient disk space [*string*] [*string*]

Cause: An operation on an archive failed due to insufficient disk space.

Action: Verify that there is sufficient disk space. Check for operating system quotas or other restrictions.

ORA-49601: syntax error: found "*string*": expecting one of: "*string*" etc..

Cause: Syntax error discovered when processing event specification

Action: Enter correct event specification

ORA-49701: Parameter '*string*' is NULL.

Cause: NULL was passed to a function that requires a non-NULL parameter.

Action: Pass a valid non-NULL parameter.

ORA-49702: unable to allocate '*string*' bytes of external procedure call memory

Cause: An attempt to allocate memory in a C external procedure failed due to insufficient memory.

Action: Try the operation again.

ORA-49703: invalid ADR service name

Cause: A NULL or undefined Automatic Diagnostic Repository (ADR) service name was specified.

Action: Specify a valid ADR service name.

ORA-49704: invalid incident ID

Cause: A NULL or nonpositive incident ID was specified.

Action: Specify a valid ADR incident ID.

ORA-49800: ADR block file [*string*] could not be opened using direct I/O

Cause: An error was encountered when attempting to open an Automatic Diagnostic Repository (ADR) block file using O_DIRECT. The system automatically retries the open without using O_DIRECT.

Action: No action is required.

ORA-49802: missing read, write, or execute permission on specified ADR home directory [*string*]

Cause: The specified Automatic Diagnostic Repository (ADR) home directory did not have the correct permissions.

Action: Check the read, write, and execute permissions on the specified ADR home directory.

ORA-49803: Purge not possible due to incompatible schema version.

Cause: The Automatic Diagnostic Repository (ADR) found on disk was different from the version in the library.

Action: Start the product to migrate automatically or use the ADRCI utility command MIGRATE SCHEMA.

ORA-49804: cannot modify ADR PDB parameter *string*

Cause: An attempt was made to alter the Automatic Diagnostic Repository (ADR) pluggable database (PDB) - only parameters from a non-consolidated database or root container of a consolidated database.

Action: ADR PDB parameters cannot be altered from non-consolidated database or root container of a consolidated database. Switch to a PDB to perform the operation.

ORA-49900: cannot modify parameter *string*

Cause: An attempt was made to alter the parameter from a non-consolidated database or pluggable database.

Action: The parameter can only be altered in the root container of a consolidated database.

ORA-51001: check [*string*] not found in HM catalog

Cause: checker name might have been misspelled

Action: retry running check with proper checker name

ORA-51003: run parameters not formatted correctly

Cause: Run parameters were given in a wrong format

Action: Correct the run params text and try again

ORA-51004: Check doesn't take any input params

Cause: run params were passed to the check, which doesn't take any inputs

Action: don't pass any run params and try again

ORA-51006: unexpected delimiter ';' in the run params text

Cause: run params were not properly formatted.

Action: correct the run params format and try again

ORA-51007: parameter [*string*] not registered with this check

Cause: Wrong inputs were given to this check.

Action: correct the run params and try the check again

ORA-51008: parameter [*string*] value is not a proper number

Cause: the given parameter value is a not a proper number

Action: correct the run params and try again

ORA-51025: check name should be non NULL value

Cause: NULL value was passed for check name

Action: give a proper check name and retry again

ORA-51035: invalid timeout value

Cause: User specified an invalid timeout value

Action: n/a

ORA-51036: check [*string*] can only be executed in database instance

Cause: An attempt was made to run database-specific check in ASM environment

Action: Don't run the check in ASM environment

ORA-51037: check [*string*] can only be executed in ASM instance

Cause: An attempt was made to run ASM-specific check in a database environment

Action: Don't run the check in database environment

ORA-51102: cannot change priority of a critical failure *string*

Cause: An attempt was made to change priority of a failure with CRITICAL priority.

Action: No action is required.

ORA-51103: cannot change priority of a closed failure *string*

Cause: An attempt was made to change priority of a closed failure.

Action: No action is required.

ORA-51105: cannot change priority of a failure to CRITICAL

Cause: An attempt was made to change priority of a failure to CRITICAL.

Action: No action is required.

ORA-51106: check failed to complete due to an error. See error below

Cause: While executing the check, an unexpected error occurred.

Action: Check the errors below and try rerunning the check.

ORA-51107: failures are changing too rapidly - retry command

Cause: Failures were added or closed during a Data Recovery Advisor command.

Action: Retry the command.

ORA-51108: unable to access diagnostic repository - retry command

Cause: A lock or timeout error occurred when trying to read failure or repair data from the Automatic Diagnostic Repository.

Action: Retry the command.

ORA-51109: repair script file is too large

Cause: Data Recovery Advisor generated a repair script file that was too large.

Action: Retry the command with fewer failures selected.

ORA-51110: buffer size [string] is too small - [string] is needed

Cause: An internal buffer was too small.

Action: This is an internal error. Contact Oracle Support Services.

ORA-51111: failure revalidation timed out

Cause: Data Recovery Manager was unable to revalidate all failures before timing out.

Action: Increase timeout and retry the command.

ORA-51190: Internal error [string], [string] from DBMS_IR

Cause: An unexpected error occurred while executing a routine in the DBMS_IR package.

Action: This is an internal error. Contact Oracle Support Services.

ORA-51191: Too many files opened

Cause: Data Recovery Advisor attempted to open too many files using the DBMS_IR package.

Action: This is an internal error. Contact Oracle Support Services.

ORA-51192: File not open

Cause: Data Recovery Advisor attempted to read or write from a file that was not open.

Action: This is an internal error. Contact Oracle Support Services.

ORA-51193: invalid parameter value

Cause: An invalid parameter value was supplied in a call to the DBMS_IR package.

Action: Fix the parameter value and retry the call.

ORA-51303: illegal check mask value specified

Cause: An illegal check mask value was specified.

Action: Specify one of the following legal values: COLUMN_CHECKS, ROW_CHECKS, REFERENTIAL_CHECKS, or ALL.

ORA-51316: No check meta-data found on specified table string

Cause: No check meta-data was found for the object

Action: Table may not exist or no checks currently defined for the table

ORA-51700: Invalid file URL

Cause: A URL with invalid syntax was provided, either directly to the function or through an XML IMPORT or INCLUDE.

Action: Check the URL.

ORA-51701: Invalid file URL or path prefix

Cause: Either a URL or path prefix with invalid syntax was provided.

Action: Check the URL.

ORA-51702: Could not find file at URL provided

Cause: The file requested could not be found in the given location.

Action: Check the URL provided.

ORA-51703: Missing *body* tag from HTML

Cause: An HTML document was passed to the function missing its *body* tag.

Action: Check the HTML source.

ORA-51704: Error *string* received from XPath engine

Cause: An error was received from the XPath library during an XPath operation.

Action: Check xmlerr.h to understand the cause of the error and correct the relevant client code.

ORA-51705: XML *string* error: *string* "string"

Cause: An error was received from an underlying XDK API and is being resignalled.

Action: Check xmlerr.h to understand the cause of the error and correct the relevant client code.

ORA-53000 to ORA-54056

ORA-53000: document type "*string*" is invalid

Cause: An invalid document type was specified.

Action: See the ORDDCM_DOCUMENT_TYPES view for a list of valid document types.

ORA-53001: TAG and <TAG_RANGE> tag values are null

Cause: An invalid attribute was found in the private dictionary document. The values specified by the TAG and <TAG_RANGE> tags were null.

Action: A private attribute definition must contain either a non-null TAG value or a non-null <TAG_RANGE> value. Correct the values and try the operation again. See the private dictionary schema (ordcmpv.xsd) listed in the Oracle Multimedia documentation for more information.

ORA-53002: document name "*string*" already inserted

Cause: The specified document name was found in the repository.

Action: Specify a unique document name and try again. See the ORDDCM_DOCUMENTS view for a list of document names.

ORA-53003: document *string* does not exist

Cause: The specified document name was not found in the repository.

Action: Correct the value and try again. See the ORDDCM_DOCUMENTS view for a list of documents in the repository.

ORA-53004: The value of tag VR "*string*" is invalid.

Cause: An invalid value for the VR tag was found in the dictionary document.

Action: Correct the value and try again. The value of the VR tag must either be a value defined by DICOM or an Oracle extension. See the data type schema (ordcmdt.xsd) listed in the Oracle Multimedia documentation for a list of valid VR tag values.

ORA-53005: tag references found in document: *string*

Cause: The delete operation failed because some tags in the dictionary document were being referenced by the listed document.

Action: To perform the delete operation, follow these steps: 1. Export the listed document to a file. 2. Delete the listed document from the repository. 3. Remove the referencing tags from the exported document. 4. Insert the updated document into the repository. 5. Repeat the delete operation.

ORA-53006: wild card characters are not allowed in <TAG_RANGE> tags

Cause: A <TAG_RANGE> tag containing wild card characters 'x' or 'X' was found in the dictionary document.

Action: Remove the wild card characters from <TAG_RANGE> tag and try again. See the Oracle Multimedia documentation for information about the private dictionary schema (ordcmpv.xsd).

ORA-53007: The document type STANDARD_DICTIONARY is not loaded.

Cause: The standard dictionary document was not found.

Action: Load the standard dictionary document (ordcmsd.xml). This is an installation error. Contact Oracle Support Services.

ORA-53008: The NAMESPACE tag value is not a registered schema.

Cause: The schema URL specified by the value of the *NAMESPACE* tag was not a registered Oracle XML DB schema.

Action: Specify a registered schema URL value. See the ALL_XML_SCHEMAS view for a list of registered schemas. See the Oracle XML DB Developers's Guide for information about registering schemas. See the Oracle Multimedia documentation for information about the mapping document schema (ordcmmmp.xsd).

ORA-53009: cannot find the <ROOT_ELEM_TAG> tag value in the metadata schema

Cause: The value of the <ROOT_ELEM_TAG> tag was not found in the metadata schema specified by the value of the *NAMESPACE* tag.

Action: Correct the value and try again. You can either specify a valid value for the <ROOT_ELEM_TAG> tag or clear the value of the *NAMESPACE* tag. See the Oracle Multimedia documentation for information about the mapping document schema (ordcmmmp.xsd).

ORA-53010: The value of the VR tag is null.

Cause: A null *VR* tag was found in the dictionary document.

Action: Correct the value and try again. If the value of the *VR* tag is null, then the value of the *RETIRED* tag must be set to true. See the Oracle Multimedia documentation for information about the standard dictionary schema (ordcmsd.xsd) and the private dictionary schema (ordcmpv.xsd).

ORA-53011: cannot find the <MAPPED_ELEM> tag value in the metadata schema

Cause: The value of the <MAPPED_ELEM> tag was not found in the metadata schema specified by the value of the *NAMESPACE* tag.

Action: Correct the value and try again. You can either specify a valid value for the <MAPPED_ELEM> tag or clear the value of the *NAMESPACE* tag. See the Oracle Multimedia documentation for information on the mapping document schema (ordcmmmp.xsd).

ORA-53012: cannot find the <UNMAPPED_ELEM> tag value in the metadata schema

Cause: The value of the <UNMAPPED_ELEM> tag was not found in the metadata schema specified by the value of the *NAMESPACE* tag.

Action: Correct the value and try again. You can either specify a valid value for the <UNMAPPED_ELEM> tag or clear the value of the *NAMESPACE* tag. See the Oracle Multimedia documentation for information about the mapping document schema (ordcmmmp.xsd).

ORA-53013: cannot find the <ATTRIBUTE_TAG> value: *string* in the dictionaries

Cause: The value of the specified <ATTRIBUTE_TAG> tag was not found in the standard or private dictionaries.

Action: Correct the tag and/or the definer name value and try again. The value of the <ATTRIBUTE_TAG> tag must refer to a tag and definer name specified in the data dictionaries.

ORA-53014: The runtime preference table is not empty

Cause: The function was unable to process due to an internal error.

Action: Contact Oracle Support Services.

ORA-53015: An internal dictionary attributes table is empty

Cause: This document could not be processed due to an internal error.

Action: Contact Oracle Support Services.

ORA-53016: null input argument: *string*

Cause: The function was unable to process due to an internal error

Action: Contact Oracle Support Services.

ORA-53017: The installation file *string* has an incorrect document type

Cause: An incorrect document type was specified for this file during installation. The function was unable to process due to an internal error.

Action: Contact Oracle Support Services.

ORA-53018: document *string* contains an unsupported encrypt action attribute

Cause: The operation failed because an unsupported encrypt action

Action: Change the value of the action attribute to none, remove or replace

ORA-53019: cannot delete installation document: *string*

Cause: The document could not be deleted because it was an installation document.

Action: See the ORDDCM_DOCUMENTS view for a list of the documents in the repository.

ORA-53020: invalid external reference in the constraint document: *string*

Cause: The referenced external rule or macro could not be found in the repository.

Action: Insert the referenced documents first and try again.

ORA-53021: cannot insert a rule or macro *string* that was already inserted

Cause: The rules or macros existed in the repository.

Action: Insert a new rule or macro.

ORA-53022: rules or macros in the constraint document *string* do not exist

Cause: The rules or macros did not exist in the repository.

Action: Delete or update an existing rule or macro.

ORA-53023: cannot delete or update a referenced rule or macro *string*

Cause: Because the rules or macros were referenced by other rules or macros, they could not be deleted or updated.

Action: Delete the referencing rules or macros first and try again.

ORA-53024: error processing constraint document: *string*

Cause: An error occurred while processing the constraint document.

Action: If the error described in the message can be corrected, do so; otherwise, contact Oracle Support Services.

ORA-53025: invalid constraint document: *string*

Cause: The constraint document was invalid.

Action: Correct the error described in the message and try again.

ORA-53026: failed to insert the constraint *string* to the database

Cause: An error occurred while trying to insert the constraint document into the database.

Action: Contact Oracle Support Services.

ORA-53027: invalid invocation of a macro *string* that is partially defined

Cause: Constraint rules could not invoke partially defined constraint macros.

Action: Ensure that all dependent constraint macros are inserted into the repository, then try the operation again.

ORA-53031: unable to export or import data model: *string*

Cause: An error occurred during export or import data model.

Action: If the error described in the message can be corrected, do so; otherwise, contact Oracle Support Services.

ORA-53032: The default preference document cannot be found.

Cause: The delete operation failed due to an internal error.

Action: When a user-defined preference document is deleted, the default values are restored from the Oracle default preference document. The default preference document is loaded during installation. If this document cannot be found, it is an unrecoverable error. Contact Oracle Support Services.

ORA-53033: The default UID Definition document cannot be found.

Cause: The delete operation failed due to an internal error.

Action: When a user-defined UID Definition document is deleted, the default values are restored from the Oracle default UID Definition document. The default UID Definition document is loaded during installation. If this document cannot be found, it is an unrecoverable error. Contact Oracle Support Services.

ORA-53034: document *string* contains an unsupported action attribute

Cause: The operation failed because an unsupported action attribute was found in the specified anonymity document.

Action: Change the value of the action attribute to none, remove or replace

ORA-53035: The rows for the mapping document (*string*) do not exist.

Cause: The delete operation failed due to an internal error.

Action: Contact Oracle Support Services.

ORA-53036: An internal table for the mapping document (*string*) is empty.

Cause: The function failed due to an internal error.

Action: Contact Oracle Support Services.

ORA-53037: invalid range tag, <START_TAG> *string* must be less than <END_TAG> *string*

Cause: The operation failed because an invalid range tag was specified.

Action: Correct the value and try the operation again.

ORA-53038: The data type name for tag: *string* cannot be found.

Cause: The function failed due to an internal error.

Action: Contact Oracle Support Services.

ORA-53039: user-defined preference document: *string* already exists

Cause: The insert operation failed because only one user-defined preference document is allowed.

Action: To change an existing user-defined preference document, follow these steps: 1. Export the specified document to a file. 2. Delete the specified document from the repository. 3. Make changes to the exported document. 4. Insert the updated document into the repository. To add a new user-defined preference document, follow these steps: 1. Delete the specified document from the repository. 2. Insert the new document into the repository.

ORA-53040: user-defined UID definition document: *string* already exists

Cause: The insert operation failed because only one user-defined UID definition document is allowed.

Action: To change an existing user-defined UID definition document, follow these steps: 1. Export the specified document to a file. 2. Delete the specified document from the repository. 3. Make changes to the exported document. 4. Insert the updated document into the repository. To add a new user-defined UID definition document, follow these steps: 1. Delete the specified document from the repository. 2. Insert the new document into the repository.

ORA-53041: The tag value for a replace action attribute is null.

Cause: The operation failed because a null tag value was found for a replace action attribute in the anonymity document

Action: Either add a non-null tag value for each replace action attribute

ORA-53042: tag *string* is referenced by document: *string*

Cause: The insert operation failed because the specified tag in the dictionary document was being referenced by the listed document.

Action: To perform the insert operation, follow these steps 1. Export the listed document to a file. 2. Delete the listed document from the repository. 3. Remove the specified tag from the exported document. 4. Insert the updated document into the repository. 5. Repeat the insert operation.

ORA-53043: tag *string* is referenced by unknown document

Cause: The operation failed because a tag in the specified dictionary document was being referenced by another document in the repository.

Action: This is an internal error. Contact Oracle Support Services.

ORA-53044: invalid tag: *string*

Cause: The operation failed because the specified tag was invalid.

Action: The tag must match the regular expression ([0-9a-fA-FxX]{8}). Correct the tag format and try the operation again. See the dictionary schemas (ordcmsd.xsd, ordcmpv.xsd) listed in the Oracle Multimedia documentation for more information.

ORA-53045: invalid tag: *string*

Cause: The operation failed because the specified tag was invalid.

Action: The tag must match the regular expression ([0-9a-fA-F]{8}). Correct the tag format and try the operation again. See the dictionary schemas (ordcmsd.xsd, ordcmpv.xsd) listed in the Oracle Multimedia documentation for more information.

ORA-53046: tag: *string* collides with existing tag: *string* in document: *string*

Cause: The operation failed because the specified tag collided with an existing tag in the specified document.

Action: Tag collisions are not allowed in the dictionary documents. Correct the specified tag in the document and try the operation again.

ORA-53047: internal error: *string*

Cause: This document could not be processed due to an internal error.

Action: Contact Oracle Support Services.

ORA-53048: definer name DICOM is not allowed in a private dictionary

Cause: The operation failed because the definer name DICOM was found in the private dictionary.

Action: Correct the definer name and try the operation again.

ORA-53049: unsupported <ATTRIBUTE_TAG> tag value: *string*

Cause: The operation failed because the locator path with FIELD_TAG was not supported in the <ATTRIBUTE_TAG> tag in the anonymity document.

Action: Remove the FIELD_TAG in the locator path and try the operation again. See the Oracle Multimedia documentation for more information about locator path syntax.

ORA-53050: The data model is being edited by another user.

Cause: The operation failed because the data model was being edited by another user.

Action: The data model can be edited by only one administrator at a time.

ORA-53051: no editDataModel session found

Cause: The operation failed because there was no editDataModel session.

Action: Call the editDataModel procedure first and try the operation again.

ORA-53052: lock release returned error: *string*

Cause: The operation succeeded, but an error occurred while releasing a lock.

Action: This is an internal error. Contact Oracle Support Services.

ORA-53053: lock request error: *string*

Cause: The operation failed because an exclusive lock could not be acquired.

Action: This is an internal error. Contact Oracle Support Services.

ORA-53054: An editDataModel session already exists.

Cause: The editDataModel procedure was called more than once in the same session.

Action: Continue the insert or delete operations, call rollbackDataModel to rollback the data model changes, or call publishDataModel to publish the data model changes.

ORA-53055: empty data model table

Cause: The operation failed because the data model table was empty.

Action: This is an internal error. Contact Oracle Support Services.

ORA-53056: unrecognized preference parameter name: *string*

Cause: The operation failed because the parameter name was invalid.

Action: Correct the value and try the operation again. See the preference schema (ordcmpf.xsd) listed in the Oracle Multimedia documentation for more information.

ORA-53057: invalid preference parameter value: *string*

Cause: The operation failed because the parameter value was invalid.

Action: Correct the value and try the operation again. See the preference schema (ordcmpf.xsd) listed in the Oracle Multimedia documentation for more information.

ORA-53058: The <ATTRIBUTE_TAG> value:*string* is not a simple tag.

Cause: The operation failed because the value of the specified <ATTRIBUTE_TAG> tag contained wild card characters 'x' or 'X'.

Action: Only simple tags that match the regular expression `[0-9A-F]{8}(\.(.*\))?` are allowed in the <ATTRIBUTE_TAG> tag. For example: 00080096(DICOM), 00080096 and so on. Correct the tag format and try the operation again. See the schemas ordcmdt.xsd, ordcmmmp.xsd, and ordcman.xsd listed in the Oracle Multimedia documentation for more information.

ORA-53059: document name: *string* is too long

Cause: A document name with more than 100 characters was specified.

Action: Use a shorter document name and try the operation again.

ORA-53060: *string* is not a standard attribute tag

Cause: The operation failed because the specified standard dictionary attribute tag did not have an even group number.

Action: A standard dictionary attribute tag represents a two-byte hexadecimal number (group number followed by element number) and must match the regular expression `[0-9a-fA-FxX]{3}[02468aceACEExX]{1}[0-9a-fA-FxX]{4}`. Correct the attribute tag format and try the operation again.

ORA-53061: document name *string* contains reserved prefix - ORD

Cause: The operation failed because the specified document name contained the ORD prefix that is reserved for Oracle Multimedia documents.

Action: Remove the ORD prefix from the document name and try the operation again.

ORA-53062: invalid model name: *string*

Cause: The operation failed because the specified model name was invalid.

Action: The model name DEFAULT is the only value that is supported in this release. Remove the model name or replace it with the value DEFAULT and try the operation again.

ORA-53063: invalid exportOption: *string*

Cause: The specified value for the exportOption parameter was not valid.

Action: Valid values for the exportOption parameter are USER, ALL, or ORACLE. The default value is USER. Remove the specified value for the exportOption parameter or replace it with a valid value for this parameter.

ORA-53064: no user-defined documents to export

Cause: The value USER was specified for the exportOption parameter, but there were no user-defined documents in the repository.

Action: Valid values for the exportOption parameter are USER, ALL, or ORACLE. Specify another valid value for the exportOption parameter.

ORA-53065: stored tag list document: *string* already exists

Cause: The operation failed because only one stored tag list document is allowed.

Action: To change an existing stored tag list document, follow these steps: 1. Export the specified document to a file. 2. Delete the specified document from the repository. 3. Make changes to the exported document. 4. Insert the updated document into the repository. To add a new stored tag list document, follow these steps: 1. Delete the specified document from the repository. 2. Insert the new document into the repository.

ORA-53066: invalid manifest file: *string* or directory: *string*

Cause: The specified manifest file name or directory name was invalid.

Action: Confirm that the manifest file and the directory exist, and that the names are valid.

ORA-53067: validation failed for manifest file: *string*

Cause: The specified manifest file did not conform to the XML schema ordcmmft.xsd.

Action: Ensure that the manifest file conforms to the XML schema ordcmmft.xsd.

ORA-53068: cannot import data model because user-defined documents exist

Cause: User-defined documents were found in the repository.

Action: First export all user-defined documents in the repository so they can be saved, then delete all user-defined documents in the repository before importing a data model.

ORA-53069: doc version:*string* in *string* is not <= repos version:*string*

Cause: The document version of the specified document was not compatible with the repository version.

Action: You cannot import this data model into this version of the repository. Either upgrade or import a data model that is compatible with your repository version. See the Oracle Multimedia documentation for more information about document versioning considerations for the importDataModel procedure.

ORA-53070: manifest file:*string* does not contain all the Oracle documents

Cause: The specified manifest file did not contain the complete set of Oracle-defined documents that were included in the database release.

Action: A manifest file can contain all user-defined documents, all Oracle-defined documents, or both. Confirm that the manifest file includes all the documents listed in the orddcm_dbrelease_docs information view or no Oracle-defined documents. See the Oracle Multimedia documentation for more information on manifest files.

ORA-53071: tag: *string* from *string* is not listed in the stored tag list document

Cause: The specified document contained a tag that was not included in the stored tag list document.

Action: If the preference parameter MANDATE_ATTR_TAGS_IN_STL is set to true the stored tag list document must contain all the tags used by the constraint and mapping documents. Change the preference parameter value to false, or add the listed tag to the stored tag list document. See the Oracle Multimedia documentation for more information on stored tag list documents.

ORA-53072: even group number is not allowed in private tag: *string*

Cause: The operation failed because the specified private dictionary attribute tag contained an even group number.

Action: A dictionary attribute tag represents a two-byte hexadecimal number (a group number followed by an element number). Even group numbers are reserved for the DICOM Standard dictionary. Thus, the group number of a private dictionary attribute tag must be an odd number. Replace the even group number with an odd number in the specified attribute tag, and try the operation again.

ORA-53073: invalid docSet: *string*

Cause: The specified value for the docSet parameter was not valid.

Action: Valid values for the docSet parameter are USER, ALL, or ORACLE. The default value is USER. Remove the specified value for the docSet parameter, or replace it with a valid value.

ORA-53074: namespace value is too long

Cause: A namespace value longer than 700 characters was specified in the mapping document.

Action: Use a shorter namespace value and try the operation again.

ORA-53075: null ROOT_ELEM_TAG tag value

Cause: The value of the ROOT_ELEM_TAG tag was null or all spaces.

Action: Correct the value and try again.

ORA-53076: attempt to modify data model repository during rolling upgrade

Cause: An attempt was made to modify the Digital Imaging and Communications in Medicine (DICOM) data model in an administrator editing session during a rolling upgrade.

Action: Wait for the rolling upgrade to complete, then try the operation again. If a DICOM administrator editing session was in progress when the rolling upgrade was started, execute the rollbackDataModel() procedure to end the DICOM administrator session. Then, after the rolling upgrade completes, execute the editDataModel() procedure to restart the session.

ORA-53100: The repository data model is in invalid state.

Cause: Error detected while loading the data model from the repository.

Action: Contact Oracle Support Services.

ORA-53111: The repository data model is not loaded.

Cause: The operation failed because the ord_dicom.setDataModel procedure was not called to load the repository data model.

Action: Call the ord_dicom.setDataModel procedure first and try the operation again.

ORA-53112: unable to load repository: *string*

Cause: The ord_dicom.setDataModel procedure failed to load the repository due to the listed error.

Action: This is an internal error. Contact Oracle Support Services.

ORA-53122: invalid document type : *string*

Cause: The ord_dicom.setDataModel procedure failed to load the repository because an invalid document type was found.

Action: This is an internal error. Contact Oracle Support Services.

ORA-53124: cannot find VR number for data type: *string*

Cause: The VR number for the listed data type could not be found in the lookup table.

Action: This is an internal error. Contact Oracle Support Services.

ORA-53125: invalid range tag: *string*

Cause: The ord_dicom.setDataModel procedure failed to load the repository because an invalid range tag was found in the dictionary table.

Action: This is an internal error. Contact Oracle Support Services.

ORA-53126: assertion failure: *string*

Cause: The operation failed because an assertion error had occurred.

Action: This is an internal error. Contact Oracle Support Services.

ORA-53200: Argument *string* is null.

Cause: The argument was expecting a non-null value, but the value of the passed argument was null.

Action: Check your program and ensure that the caller of the routine does not pass a null argument value.

ORA-53201: Argument *string* is null or invalid.

Cause: The argument was expecting a non-null, valid value, but the value of the passed argument was null or invalid.

Action: Check your program and ensure that the caller of the routine does not pass a null or invalid argument value.

ORA-53202: internal error, argument [*string*]

Cause: The internal argument was invalid.

Action: Contact Oracle Support Services.

ORA-53203: security violation

Cause: A possible security violation was detected.

Action: Check the alert log and trace file for more information.

ORA-53204: internal interface called

Cause: An internal interface was called.

Action: Review the Oracle Multimedia documentation and call the desired documented interface.

ORA-53210: unable to read empty DICOM object

Cause: There was no data in the specified DICOM object.

Action: See the Oracle Multimedia documentation for information about loading DICOM object data into the database.

ORA-53211: unable to read invalid ORDDicom object

Cause: The value of the source attribute or the extension attribute of the ORDDicom object was null.

Action: See the Oracle Multimedia documentation for information about creating a valid ORDDicom object.

ORA-53212: unable to read invalid ORDImage object: attribute *string* is null

Cause: The ORDImage object was invalid.

Action: See the Oracle Multimedia documentation for information about creating a valid ORDImage object.

ORA-53213: cannot access DICOM data with invalid source type

Cause: An invalid source type was stored in the source attribute of the ORDDicom object.

Action: See the Oracle Multimedia documentation for information about the supported source types for DICOM data.

ORA-53214: cannot access DICOM image data with invalid source type

Cause: An invalid source type was stored in the source attribute of the ORDImage object.

Action: See the Oracle Multimedia documentation for information about the supported source types for DICOM image data.

ORA-53215: cannot access ORDDataSource object with invalid source type

Cause: An invalid source type was stored in the ORDDataSource object. Or, an error occurred while trying to retrieve a BFILE while the object status was local.

Action: See the Oracle Multimedia documentation for information about the supported source types.

ORA-53216: cannot export the ORDDataSource object with an external source

Cause: The source of the ORDDataSource object was not local.

Action: Import the data before calling the export procedure. Or, get the data directly from the external source.

ORA-53217: The source LOB locator is null.

Cause: The source BLOB locator or BFILE locator was null.

Action: Correct the statement to pass an initialized LOB locator.

ORA-53230: unable to write to an invalid destination ORDDicom object

Cause: The value of the source attribute or the extension attribute of the destination ORDDicom object was null.

Action: See the Oracle Multimedia documentation for information about constructing a valid ORDDicom object.

ORA-53231: unable to write to a nonlocal destination ORDDicom object

Cause: The source attribute of the destination ORDDicom object was not local.

Action: See the Oracle Multimedia documentation for information about constructing a local ORDDicom object.

ORA-53232: unable to write to an invalid destination ORDImage object

Cause: The value of the source attribute of the destination ORDImage object was null.

Action: See the Oracle Multimedia documentation for information about constructing a valid ORDImage object.

ORA-53233: unable to write to a nonlocal destination ORDImage object

Cause: The source attribute of the destination ORDImage object was not local.

Action: See the Oracle Multimedia documentation for information about constructing a local ORDImage object.

ORA-53234: The destination BLOB locator is null.

Cause: The destination BLOB locator was null.

Action: Correct the statement to pass an initialized BLOB locator.

ORA-53250: Mapping document does not exist.

Cause: The specified mapping document did not exist.

Action: Check the installed mapping documents, and correct the statement to pass the name of an installed mapping document.

ORA-53251: Anonymity document does not exist.

Cause: The specified anonymity document did not exist.

Action: Check the installed anonymity definition documents, and correct the statement to pass the name of an installed anonymity definition document.

ORA-53252: Constraint does not exist.

Cause: The specified constraint did not exist.

Action: Check the installed constraints, and correct the statement to pass an installed constraint name.

ORA-53253: The metadata for the new DICOM object is invalid.

Cause: The metadata for the new DICOM object did not conform to the default metadata schema (ordcmmd.xsd).

Action: Check the metadata argument to ensure it has the correct namespace and conforms to the default metadata schema (ordcmmd.xsd). See the Oracle Multimedia documentation for information about the default metadata schema (ordcmmd.xsd).

ORA-53254: The SOP INSTANCE UID for the new DICOM object is invalid.

Cause: The SOP INSTANCE UID for the new DICOM object was invalid.

Action: See the Oracle Multimedia documentation for information about creating a valid SOP INSTANCE UID.

ORA-53255: cannot import from a null or invalid source type

Cause: A null or invalid source type was specified in the import procedure.

Action: See the Oracle Multimedia documentation for information about the supported source types for the DICOM object.

ORA-53256: cannot export to a null or invalid destination data type

Cause: A null or invalid destination data type was specified in the export procedure.

Action: See the Oracle Multimedia documentation for information about the supported destination data types for the DICOM object.

ORA-53257: Attribute does not exist.

Cause: The specified attribute did not exist.

Action: Ensure that the attribute name is valid.

ORA-53258: Metadata attribute is not available.

Cause: The value of the metadata attribute of the ORDDicom object was null.

Action: Call the setProperties method first.

ORA-53259: cannot extract metadata that conforms to the schema definition

Cause: The extracted metadata did not conform to its schema definition.

Action: Check the metadata schema definition, the mapping document and the parameters for the `extractMetadata` method to ensure that they are correct. See the Oracle Multimedia documentation for information about creating repository documents and extracting metadata.

ORA-53400: Missing DICOM magic number.

Cause: The DICOM object did not contain the DICOM magic number "dicm" required by part 10 of the DICOM standard.

Action: Fix the DICOM object or the DICOM object source, if possible. Otherwise, update the DICOM preference document to ignore this category of error.

ORA-53402: Missing DICOM header.

Cause: The DICOM object did not contain the file preamble.

Action: Fix the DICOM object or the DICOM object source, if possible. Otherwise, update the DICOM preference document to ignore this category of error.

ORA-53404: Missing the mandatory DICOM attribute *string*.

Cause: One or more mandatory DICOM attributes were missing from the DICOM object.

Action: Fix the DICOM object or the DICOM object source, if possible. Otherwise, update the DICOM preference document to ignore this category of error.

ORA-53406: The DICOM object contains invalid attribute value *string*.

Cause: The DICOM object did not conform to the DICOM standard and contained invalid attribute values.

Action: Fix the DICOM object or the DICOM object source, if possible. Otherwise, update the DICOM preference document to ignore this category of error.

ORA-53408: The DICOM object encoding is wrong *string*.

Cause: The DICOM object did not conform to the DICOM standard's binary encoding rules.

Action: Determine if the DICOM object is corrupt. If the DICOM object is not corrupt, verify whether it conforms to the binary encoding rules in the DICOM standard. If the DICOM object is corrupt, fix it if possible. Otherwise, update the DICOM preference document to ignore this category of error.

ORA-53410: The attribute *string* does not conform to the VM rule.

Cause: The DICOM object either contained an attribute that did not conform to the DICOM value multiplicity rule or was missing an attribute that was required by the DICOM standard.

Action: Determine if the DICOM object conforms to the DICOM standard. If it does, verify if the data dictionary matches the DICOM object or is more recent than the DICOM object. If the data dictionary is obsolete, update it using the `ORD_DICOM_ADMIN` repository API, if possible. Otherwise, update the DICOM preference document to ignore this category of error.

ORA-53412: The DICOM object contains an invalid VR value *string*.

Cause: The DICOM object with explicit value representation encoding had attribute VR values that did not match their definitions in the data dictionary.

Action: Determine if the DICOM object conforms to the DICOM standard. If it does, verify if the data dictionary matches the DICOM object or is more recent than the DICOM object. If the data dictionary is obsolete, update it using the ORD_DICOM_ADMIN repository API, if possible. Otherwise, update the DICOM preference document to ignore this category of error.

ORA-53414: The DICOM object contains undefined values *string*.

Cause: The DICOM object had attribute values that were expected to be part of the data model.

Action: Determine if the DICOM object conforms to the DICOM standard. If it does, verify if the data model matches the DICOM object or is more recent than the DICOM object. If the data model is obsolete, update it using the ORD_DICOM_ADMIN repository API, if possible. Otherwise, update the DICOM preference document to ignore this category of error.

ORA-53430: The DICOM object contains unsupported values *string*.

Cause: This type of DICOM object is not supported by the current release.

Action: Check for software updates, and contact Oracle Support Services for information about feature enhancements.

ORA-53432: The DICOM object attribute *string* has invalid definer name.

Cause: A private attribute definer for a private attribute contained in this DICOM object had invalid characters.

Action: Determine if the DICOM object is corrupt. If the DICOM object conforms to the DICOM standard, contact Oracle Support Services.

ORA-53434: Not a DICOM object.

Cause: The binary object is not a DICOM object.

Action: Determine if the DICOM object is corrupt. If the DICOM object conforms to the DICOM standard, contact Oracle Support Services.

ORA-53500: Not a DICOM image.

Cause: The binary object was not a DICOM image.

Action: Determine if the DICOM object is an image. Only DICOM images can be processed with image processing functions.

ORA-53502: Image processing failure.

Cause: An error occurred when processing a DICOM image.

Action: Determine if the DICOM image is corrupt, and if it is supported by the current release.

ORA-53800: The DICOM object does not contain attribute *string*.

Cause: The DICOM object did not contain the attribute that was required for conformance validation.

Action: Determine if the locator path is properly constructed. All attributes used in the locator path must be defined in the DICOM standard, and must not be retired. All attributes except the last attribute in the locator path must be of sequence type. If the locator path is correct, verify if the DICOM data dictionary is up to date. If the data dictionary is obsolete, update it using the ORD_DICOM_ADMIN repository API.

ORA-53801: cannot apply conformance validation on DICOM attribute *string*.

Cause: The content length of the attribute exceeded the value of the XML_SKIP_ATTR parameter that was defined in the preference document.

Action: Remove the attribute from the constraint rule or increase the value of the XML_SKIP_ATTR parameter that is defined in the preference document. Then, attempt the operation again.

ORA-53802: cannot perform conformance validation because recursion level exceeds MAX_RECURSION_DEPTH

Cause: When evaluating the recursive constraint on the DICOM object, the number of levels of recursion exceeded the value of the MAX_RECURSION_DEPTH parameter that was defined in the preference document.

Action: Ensure that the constraint definition is correct. If necessary, increase the value of the MAX_RECURSION_DEPTH parameter that is defined in the preference document. Then, attempt the operation again.

ORA-53810: error logging conformance validation messages

Cause: An error occurred while trying to log conformance validation messages.

Action: Ensure that the constraint rule definition does not contain any ACTION elements if the isConformanceValid method is called from a SQL query. If this error persists, contact Oracle Support Services.

ORA-53820: Invalid locator path *string*

Cause: A locator path for an attribute was invalid.

Action: Please verify the locator path is properly constructed. All attribute used in the locator path must be defined in the DICOM standard and must not be retired. An attribute that is not the last one of the locator path must be a sequence type. If the locator path is correct, please verify the DICOM data dictionary is up-to-date. If the data dictionary is obsolete, please use the ORD_DICOM_ADMIN API to update the data dictionary.

ORA-53900: I/O failure *string*.

Cause: A device I/O failure occurred when attempting to read from and write to a DICOM object.

Action: Check the permissions and privileges that have been granted for I/O operations.

ORA-53910: SQL error *string*.

Cause: An error occurred when attempting to run a SQL command.

Action: If you are using a JDBC connection string, ensure that the connection string is valid. Check the user account to see if it is locked. Ensure that the listener and the database server are running. And ensure that the setDataModel() function has been invoked before any other DICOM functions are called.

ORA-53920: XML error *string*.

Cause: An error occurred when attempting to read from and write to XML metadata.

Action: Ensure that Oracle XDB and all related schemas are properly installed.

ORA-53930: XSLT error *string*.

Cause: An error occurred while attempting to process XML metadata.

Action: Ensure that Oracle XDB and all related schemas are properly installed. And, verify that the mapping and anonymity documents are valid.

ORA-53940: make anonymous error *string*.

Cause: An error occurred while attempting to make DICOM object anonymous.

Action: Ensure that the anonymity document content is valid.

ORA-53980: unimplemented feature: *string*

Cause: The specified feature is not implemented.

Action: Contact Oracle Support Services.

ORA-53990: internal error *string*.

Cause: An internal error occurred while attempting to process a DICOM object.

Action: Contact Oracle Support Services, and supply them with a script that can be duplicated as well as the DICOM object that caused this error.

ORA-53991: cannot move tablespace because tables are being used

Cause: The operation failed because Oracle Multimedia tables were being used.

Action: End all sessions using Oracle Multimedia tables and try again.

ORA-54000: Virtual column feature not yet implemented

Cause: Feature has not been implemented.

Action: Feature is being implemented.

ORA-54001: *string*: invalid identifier specified for virtual column expression

Cause: Column expression referenced a column that does not exist in the table.

Action: Rewrite column expression to reference only scalar columns in the table.

ORA-54002: only pure functions can be specified in a virtual column expression

Cause: Column expression contained a function whose evaluation is non-deterministic.

Action: Rewrite column expression to reference only pure functions.

ORA-54003: specified data type is not supported for a virtual column

Cause: Only scalar data types are supported for virtual columns. LONG, BLOB, REF, and BFILE data types are not supported for virtual columns.

Action: Specify the expression column with a supported scalar data type.

ORA-54004: resultant data type of virtual column is not supported

Cause: The data type of the underlying expression is not supported. Only scalar data types are supported for virtual columns. LONG, BLOB, REF, and BFILE data types are not supported for virtual columns.

Action: Specify the expression of virtual column to return a supported scalar data type.

ORA-54005: keyword VIRTUAL cannot be specified here

Cause: The keyword VIRTUAL was either repeated or incorrectly specified.

Action: Remove the keyword from the specified syntax.

ORA-54006: keyword VISIBLE cannot be specified here

Cause: The keyword VISIBLE was either repeated or incorrectly specified.

Action: Remove the keyword from the specified syntax.

ORA-54007: keyword HIDDEN cannot be specified here

Cause: The keyword HIDDEN was either repeated or incorrectly specified.

Action: Remove the keyword from the specified syntax.

ORA-54008: expression column is not supported for an index organized table

Cause: Attempt to create/alter an index organized table with an expression column

Action: These columns are not supported, change the DDL.

ORA-54009: expression column is not supported for an external table

Cause: Attempt to create/alter an external table with an expression column

Action: These columns are not supported, change the DDL.

ORA-54010: expression column is not supported for a temporary table

Cause: Attempt to create/alter a temporary table with an expression column

Action: These columns are not supported, change the DDL.

ORA-54011: expression column is not supported for a clustered table

Cause: Attempt to create/alter a clustered table with an expression column

Action: These columns are not supported, change the DDL.

ORA-54012: virtual column is referenced in a column expression

Cause: This virtual column was referenced in an expression of another virtual column

Action: Ensure the column expression definition for any virtual column does not refer to any virtual column

ORA-54013: INSERT operation disallowed on virtual columns

Cause: Attempted to insert values into a virtual column

Action: Re-issue the statement without providing values for a virtual column

ORA-54014: Resulting table from a CTAS operation contains virtual column(s)

Cause: Table being created by a CTAS operation contains a virtual column definition

Action: Remove the virtual column definition from the table being created

ORA-54015: Duplicate column expression was specified

Cause: Expression of the virtual column being added/created conflicts with an existing/previously specified functional index expression or virtual column expression

Action: Change the expression of the virtual column as there are no duplicate expressions

ORA-54016: Invalid column expression was specified

Cause: Virtual column expression is not a valid arithmetic expression. It probably refers to another column in the table

Action: Change the expression of the virtual column

ORA-54017: UPDATE operation disallowed on virtual columns

Cause: Attempted to update values of a virtual column

Action: Re-issue the statement without setting values for the virtual column

ORA-54018: A virtual column exists for this expression

Cause: Specified index expression matches an existing virtual column"

Action: Re-issue the statment by replacing the index expression with the matching virtual column

ORA-54019: Virtual column expression cannot be changed because it is a partitioning column

Cause: Attempted to modify the expression of a virtual column that was also a partitioning column.

Action: This is not supported.

ORA-54020: Virtual column expression cannot be changed because it is a subpartitioning column

Cause: Attempted to modify the expression of a virtual column that was also a subpartitioning column.

Action: This is not supported.

ORA-54021: Cannot use PL/SQL expressions in partitioning or subpartitioning columns

Cause: Attempted to partition a table on a virtual column that contained PL/SQL expressions.

Action: This is not supported.

ORA-54022: Virtual column expression cannot be changed because an index is defined on column

Cause: Attempted to change the expression of a virtual column that was indexed.

Action: Alter index unsable. Change expression and then rebuild index.

ORA-54023: Virtual column expression cannot be changed because a constraint is defined on column

Cause: Attempted to change the expression of a virtual column that had a constraint defined on it.

Action: Drop constraint and then change expression.

ORA-54024: expression column is not supported for an organization cube table

Cause: Attempted to create or alter an organization cube table with an expression column

Action: These columns are not supported, change the DDL.

ORA-54025: Virtual column cannot have a default value

Cause: Attempted to alter a virtual column to have a default value.

Action: This is not valid, change the DDL.

ORA-54026: Real column cannot have an expression

Cause: Attempted to alter a real column to have an expression.

Action: This is not valid, change the DDL.

ORA-54027: cannot modify data-type of virtual column

Cause: Attempted to change the data-type of virtual column without modifying the underlying expression

Action: change the underlying expression to be compatible with the data-type change

ORA-54028: cannot change the HIDDEN/VISIBLE property of a virtual column

Cause: Attempted to change the HIDDEN/VIRTUAL property of a virtual column

Action: re-issue the DDL without the virtual column property change

ORA-54029: Virtual column cannot be updated in trigger body

Cause: Attempted to change the value of virtual column in a trigger body"

Action: This is not valid, change the trigger definition.

ORA-54030: datatype mismatch between virtual column and expression

Cause: virtual column expression was changed after column was created"

Action: change the underlying expression to return datatype that conforms to the virtual column

ORA-54031: column to be dropped or modified is used in a virtual column expression

Cause: Attempted to drop or modify a column that was used in a virtual column expression.

Action: Drop the virtual column first or change the virtual column expression to eliminate dependency on the column to be dropped.

ORA-54032: column to be renamed is used in a virtual column expression

Cause: Attempted to rename a column that was used in a virtual column expression.

Action: Drop the virtual column first or change the virtual column expression to eliminate dependency on the column to be renamed.

ORA-54033: column to be modified is used in a virtual column expression

Cause: Attempted to modify the data type of a column that was used in a virtual column expression.

Action: Drop the virtual column first or change the virtual column expression to eliminate dependency on the column to be modified.

ORA-54034: virtual columns not allowed in functional index expressions

Cause: An attempt was made to create a functional index with an expression defined on one or more virtual columns.

Action: Specify the index expression using only regular columns.

ORA-54035: keyword HIDDEN cannot be specified here

Cause: Attempted to specify HIDDEN key word for a virtual column

Action: This is not supported.

ORA-54036: cannot define referential constraint with ON DELETE SET NULL clause on virtual column

Cause: Attempted to specify ON DELETE SET NULL clause for a referential integrity constraint on a virtual column.

Action: Reissue the statement without specifying ON DELETE SET NULL clause.

ORA-54037: table must have at least 1 column that is not virtual

Cause: An attempt was made to create a table with only virtual columns.

Action: Include at least 1 column that is not virtual in the table being created.

ORA-54038: Virtual column cannot be encrypted

Cause: An attempt was made to create or alter a virtual column to have encryption.

Action: Encryption is unnecessary for a virtual column as the data is not stored on disk.

ORA-54039: table must have at least one column that is not invisible

Cause: An attempt was made to create or alter a table to have only invisible columns.

Action: Include at least one column that is not invisible in the table being created or altered.

ORA-54040: Visibility of a system-generated column cannot be changed.

Cause: An attempt was made to alter the visibility of a system-generated column.

Action: This is not supported.

ORA-54041: Visibility of an abstract data type column cannot be changed.

Cause: An attempt was made to alter the visibility of an abstract data type column.

Action: Specify the column visibility change with a supported data type.

ORA-54042: Invisible column is not supported on this type of table.

Cause: An attempt was made to create or alter the visibility of a column on an unsupported table type. Invisible columns are only supported for heap and index-organized tables (IOT).

Action: These columns are not supported, change the DDL.

ORA-54043: Including column of an IOT cannot be an invisible column.

Cause: An attempt was made to alter the visibility of the included column of an index-organized table (IOT).

Action: This is not supported.

ORA-54044: Visibility of a column having a column-level object privilege cannot be changed.

Cause: An attempt was made to alter the visibility of a column with a column-level object privilege.

Action: Revoke the column-level object privilege before making the column invisible.

ORA-54045: An invisible column cannot be granted a column-level object privilege.

Cause: An attempt was made to grant a column-level object privilege to an invisible column.

Action: Modify the column to make it visible and then grant the column-level object privilege.

ORA-54046: Column visibility modifications cannot be combined with any other modified column DDL option.

Cause: An attempt was made to combine the modification of the visibility of a column with other modified column property changes.

Action: Separate column visibility modifications into a standalone DDL.

ORA-54047: virtual columns not allowed for XMLType tables with object-relational storage

Cause: An attempt was made to create an object-relational XMLType table with virtual columns.

Action: Do not create virtual columns for XMLType tables with object-relational storage . This feature is not available.

ORA-54048: Column expression modifications cannot be combined with any other column DDL operation.

Cause: An attempt was made to combine the modification of the expression of a column with other column operations.

Action: Separate column expression modifications into a standalone DDL.

ORA-54049: expression edition column is not supported for an external table

Cause: An attempt was made to create or alter an external table with an edition expression column.

Action: These columns are not supported; change the DDL.

ORA-54050: Unsupported type or attribute on redacted column.

Cause: An attempt was made to alter a column with a redaction policy, so as to give that column an unsupported type or attribute. Virtual columns are not supported by data redaction. Columns with the INVISIBLE attribute are not supported by data redaction (this applies to both user-specified hidden columns and system-generated hidden columns). Vector encoded columns are not supported by data redaction.

Action: Specify the name of a non-redacted column, or use the DROP_POLICY PL/SQL procedure in the DBMS_REDACT package to remove the redaction policy from the column before altering it. Look in the REDACTION_POLICIES and REDACTION_COLUMNS catalog views for a list of all redaction policies and redacted columns.

ORA-54051: System-generated virtual column cannot be a primary key.

Cause: An attempt was made to specify a system-generated virtual column * as a primary key.

Action: None

ORA-54052: System-generated functional index virtual column cannot be renamed.

Cause: An attempt was made to rename a system-generated functional index virtual column.

Action: None

ORA-54053: The visibility of a column from a table owned by a SYS user cannot be changed.

Cause: An attempt was made to alter the visibility of a column from a table owned by SYS user.

Action: Execute the DDL on a table not owned by a SYS user.

ORA-54054: System-generated virtual column or guard column cannot be in a constraint.

Cause: An attempt was made to add a constraint containing the system generated virtual column or guard column.

Action: None

ORA-54055: In-Memory virtual column expression cannot refer to a system-generated or hidden column.

Cause: An attempt was made to create a virtual column expression on a system-generated or hidden column.

Action: Avoid creating a virtual column expression on a system-generated or hidden column.

ORA-54056: unsupported operation on sensitive column

Cause: An attempt was made to either alter the visibility of a sensitive column or change the sensitive column to vector encode.

Action: Specify the name of a non-sensitive column, or use the `DROP_SENSITIVE_COLUMN` PL/SQL procedure in the `DBMS_TSDP_MANAGE` package to remove the sensitivity of the column before altering it.

ORA-54500 to ORA-56975

ORA-54500: invalid combination of elements

Cause: The geometry did not start from the correct level in the hierarchy.

Action: Correct the hierarchy in the geometry.

ORA-54501: no holes expected

Cause: The geometry contained one or more unexpected holes.

Action: Remove any holes in the geometry.

ORA-54502: solid not closed

Cause: The solid geometry was not closed i.e., faces of solid are not 2-manifold due to incorrectly defined, oriented, or traversed line segment because each edge of a solid must be traversed exactly twice, once in one direction and once in the reverse direction.

Action: Correct the orientation of the edges of the neighboring polygons.

ORA-54503: incorrect solid orientation

Cause: The orientation of the solid was not correct.

Action: Correct the orientation or specification of the outer or inner solid geometry according to the geometry rules for such a solid.

ORA-54504: multiple outer geometries

Cause: The geometry contained more than one outer geometry.

Action: Remove all but one of the outer geometries.

ORA-54505: ring does not lie on a plane

Cause: The ring was not flat.

Action: Make sure all of the vertices of the ring are on the same plane.

ORA-54506: compound curve not supported for 3-D geometries

Cause: The 3-D geometry contained one or more compound curves, which are not supported for 3-D geometries.

Action: Remove all compound curves from the geometry.

ORA-54507: duplicate points in multipoint geometry

Cause: The multipoint geometry had two points that either had identical coordinates or were the same point considering the geometry tolerance.

Action: Make sure all points are different, considering the tolerance.

ORA-54508: overlapping surfaces in a multisolid geometry

Cause: The multisolid geometry contained one or more fully or partially overlapping surfaces.

Action: Ensure that the multisolid geometry contains no overlapping areas.

ORA-54509: solid not attached to composite solid

Cause: To connect solids in a composite solid geometry, at least one of the faces of a solid must be shared (fully or partially) with only another solid. However, at least one of the faces in this composite solid was not shared by exactly two solids only.

Action: Ensure that at least one face in a composite solid is shared by exactly two solids.

ORA-54510: no outer geometry expected

Cause: An outer geometry was found when only inner geometries were expected.

Action: Remove all outer geometries.

ORA-54511: edges of inner and outer solids intersect

Cause: An inner solid had a common edge with outer solid.

Action: Ensure that edges of inner and outer solids do not intersect.

ORA-54512: a vertex of an inner solid is outside corresponding outer solid

Cause: A solid geometry contained an inner solid with at least one vertex outside its corresponding outer solid.

Action: Ensure that all vertices of inner solids are not outside their corresponding outer solid.

ORA-54513: inner solid surface overlaps outer solid surface

Cause: One or more faces of an inner solid surface either fully or partially overlapped an outer solid surface.

Action: Ensure that inner and outer surfaces have no shared (fully or partially overlapping) faces.

ORA-54514: overlapping areas in multipolygon

Cause: A multipolygon geometry contained one or more common (shared, fully or partially overlapped) polygons.

Action: Ensure that no polygons in a multipolygon overlap.

ORA-54515: outer rings in a composite surface intersect

Cause: Outer rings, either on the same plane or different planes, in a composite surface intersected.

Action: Ensure that outer rings do not intersect. They can share edges.

ORA-54516: adjacent outer rings of composite surface cannot be on same plane

Cause: The conditional flag was set, and a composite surface had at least two outer rings sharing a common edge on the same plane.

Action: Change those outer rings into one larger outer ring.

ORA-54517: outer ring is on the same plane and overlaps another outer ring

Cause: An outer ring in a composite surface shared a common area with another outer ring.

Action: Ensure that no outer rings fully or partially overlap.

ORA-54518: shared edge of composite surface not oriented correctly

Cause: A shared edge (one shared by two polygons) in a composite surface was not correctly oriented. Each shared edge must be oriented in one direction with respect to its first polygon and then in the reverse direction with respect to its second polygon.

Action: Reverse one of the directions of the shared edge with respect to its polygons.

ORA-54519: polygon (surface) not attached to composite surface

Cause: Not all polygons of a surface had a common (fully or partially shared) edge.

Action: Ensure that each polygon is attached to the composite surface by one of its edges.

ORA-54520: inner ring not on the same plane as its outer ring

Cause: An inner ring was not on the same plane as its outer ring.

Action: Ensure that each inner ring is on the same plane as its outer ring.

ORA-54521: inner ring is not inside or is touching outer ring more than once

Cause: An inner ring either was not inside its outer ring or touched its outer ring more than once.

Action: Ensure that the inner ring is inside its outer ring and does not touch the outer ring more than once. If an inner ring touches its outer ring more than once, then the outer ring is no longer a topologically simple or singly connected polygon (ring).

ORA-54522: inner rings of same outer ring cannot intersect or share boundary

Cause: Two inner rings of the same outer ring intersected or shared a boundary.

Action: Ensure that line segments of an inner ring do not intersect or fully or partially coincide with line segments of another inner ring sharing the same outer ring.

ORA-54523: inner rings of same outer ring cannot touch more than once

Cause: Two inner rings of the same outer ring touched more than once.

Action: Ensure that inner rings of the same outer ring touch at no more than one point.

ORA-54524: inner ring cannot be inside another inner ring of same outer ring

Cause: An inner ring was inside another ring of the same outer ring.

Action: Ensure that no inner ring is inside another inner ring of the same outer ring.

ORA-54525: incorrect box volume due to wrong ordinates

Cause: The rectangular box in shortcut format did not have its first x,y,z coordinates either all greater or less than its second x,y,z coordinates.

Action: Make sure that the first x,y,z coordinates are either all greater or all less than the second x,y,z coordinates.

ORA-54526: multi or composite geometry must be decomposed before extraction

Cause: The extraction could not be performed because the multi or composite geometry must first be decomposed into simple geometries (with or without inner geometries). The multi or composite geometry had a gtype of GTYPE_MULTISOLID, GTYPE_MULTISURFACE, GTYPE_MULTICURVE, GTYPE_MULTIPOINT, or GTYPE_COLLECTION, or the geometry was a line string.

Action: Use the MULTICOMP_TOSIMPLE parameter to element extractor to decompose the multi or composite geometry to a simple geometry.

ORA-54527: operation not permitted on a simple geometry

Cause: A MULTICOMP_TOSIMPLE parameter to element extractor was attempted on a geometry that is already simple.

Action: Do not use the MULTICOMP_TOSIMPLE parameter to element extractor on simple geometries.

ORA-54528: inner composite surfaces or surfaces with inner ring(s) expected

Cause: An INNER_OUTER parameter to element extractor was attempted on a surface that was not simple or composite.

Action: Ensure that the etype of the geometry for the INNER_OUTER parameter to element extractor is ETYPE_SURFACE or ETYPE_COMPOSITESURFACE.

ORA-54529: geometry should have multi-level hierarchy (like triangle)

Cause: The geometry did not have the multi-level hierarchy required for this operation. For example, if the parameter to element extractor (hierarchy level) is not LOWER_LEVEL, but the geometry etype is ETYPE_SOLID and gtype is GTYPE_SOLID, an extract operation is not allowed, because a simple solid can only be decomposed into lower level geometries, such as composite surfaces.

Action: Ensure that the geometry has the appropriate hierarchy. For example, if the geometry etype is ETYPE_SOLID and gtype is GTYPE_SOLID, the parameter to element extractor (hierarchy level) should be LOWER_LEVEL.

ORA-54530: invalid etype for element at element offset

Cause: An invalid etype was encountered.

Action: Correct the etype of the geometry.

ORA-54531: invalid orientation for element at element offset

Cause: The orientation of the current geometry was not valid.

Action: Reverse the orientation of the geometry.

ORA-54532: incomplete composite surface

Cause: The end of composite surface was reached before all necessary surfaces were defined.

Action: Add more surfaces to match the geometry definition, or reduce the specified number of surfaces.

ORA-54533: invalid etype in composite surface of solid

Cause: The etype of the composite surface of a solid was not valid.

Action: Ensure that the etype is orient*1000+ETYPE_SOLID, where orient is 1 for outer solid and 2 for inner solid.

ORA-54534: incorrect box surface due to wrong specification

Cause: The elemInfo definition was not correct for the surface of the axis aligned box.

Action: Change the interpretation to 3 in the elemInfo definition.

ORA-54535: incorrect box surface because it is on arbitrary plane

Cause: The axis aligned box surface was not on the yz, xz, or xy plane.

Action: Ensure that the first and fourth coordinates, or the second and fifth coordinates, or the third and sixth coordinates are the same. This means that the surface is on the yz, xz or xy plane, respectively.

ORA-54536: axis aligned box surface not defined properly

Cause: The inner geometry etype did not start with 2, or the outer geometry etype did not start with 1, or both occurred.

Action: Use the correct etype for the inner and outer geometries.

ORA-54537: incorrect box surface due to wrong orientation

Cause: The rectangular surface in shortcut format did not have its first x,y,z coordinates all greater than or equal to or all less than or equal to its second x,y,z coordinates.

Action: Ensure that the first x,y,z coordinates are either all greater than or equal to or all less than or equal to the second x,y,z coordinates.

ORA-54538: unexpected gtype

Cause: The gtype of the geometry was not GTYPE_SOLID, GTYPE_SURFACE, GTYPE_CURVE or GTYPE_POINT.

Action: Correct the elemInfo array to fix any invalid gtype and etypes that violate the geometry hierarchy.

ORA-54539: cannot process the geometry(s) for this operation

Cause: The geometry had errors in it.

Action: Validate the geometry or geometries to ensure that each is valid.

ORA-54540: at least one element must be a surface or solid

Cause: One of the geometries had holes, and the geometries were neither (A) simple, composite, or multisurfaces, or (B) simple, composite, or multisolids. (Surfaces and solids are the only geometries that can have holes. Points and curves cannot have holes.)

Action: Ensure that each geometry having holes is a surface or solid (simple, composite, or multi).

ORA-54545: holes incorrectly defined

Cause: The holes were defined with incorrect etype.

Action: Ensure that the etype is correct in the definition of the inner geometry.

ORA-54546: volume of solid cannot be 0 or less

Cause: The solid geometry having one outer and multiple inner geometries had a negative or zero volume.

Action: Correct the orientation or specification of the outer solid geometry to obey outer geometry rules so that the outer geometry has a positive volume. Additionally, correct the orientation or specification of inner solid geometries to obey inner geometry rules so that each inner geometry has a negative volume.

ORA-54547: wrong input for COUNT_SHARED_EDGES

Cause: The COUNT_SHARED_EDGES parameter value was not 1 or 2.

Action: Ensure that the COUNT_SHARED_EDGES parameter value is either 1 or 2.

ORA-54548: input geometry gtype must be GTYPE_POLYGON for extrusion

Cause: The input geometry gtype was not GTYPE_POLYGON.

Action: Ensure that the gtype of the input polygon is GTYPE_POLYGON.

ORA-54549: input geometry has incorrect elemInfo

Cause: The input 2-D polygon did not have only one outer ring.

Action: Ensure that the input 2-D polygon has only one outer ring.

ORA-54550: input 2-D polygon not valid

Cause: The 2-D polygon violated the rules for polygons and rings.

Action: Correct the polygon definition.

ORA-54551: grdHeight and/or Height array sizes incorrect

Cause: The sizes of `grdHeight` and `Height` arrays were not equal to half the size of input 2-D polygon's ordinates array. As a result, each point in the 2-D polygon could not be extruded from the `grdHeight` entry to the `Height` entry.

Action: Ensure that the sizes of the `grdHeight` and `Height` arrays are half that of input 2-D polygon ordinates array.

ORA-54552: height entries must be >= to ground height entries

Cause: In the definition of a solid, the height values were less than the ground height.

Action: Ensure that that height values are greater than or equal to ground height values.

ORA-54553: incorrect geometry for appending

Cause: The geometry could not be appended to a homogeneous collection (for example, multi-geometry) or to a heterogeneous geometry (for example, collection). In other words, the `gtype` of the geometry to be appended was neither `GYPTE_COLLECTION` or `GTYPE_MULTI-X` (where X is point, curve, surface, or solid).

Action: Ensure that the geometries involved in the append operation have appropriate `gtypes`.

ORA-54554: arcs are not supported as defined

Cause: An arc was defined in a geometry type in which arcs are not supported. Arcs are supported for 2-D (circle) polygons, 2-D compound polygons, 2-D single arc, and 2-D compound (composite) curves only.

Action: Remove or simplify the arcs.

ORA-54555: invalid geometry dimension

Cause: The geometry did not have three dimensions.

Action: Ensure that geometry has three dimensions.

ORA-54556: operation is not supported for 3-D geometry

Cause: A 3-D geometry was passed into an operation that supports only 2-D geometries.

Action: Check the Spatial documentation for operations that are supported and not supported on 3-D geometries.

ORA-54557: incomplete composite solid

Cause: The end of composite solid was reached before all necessary solids were defined.

Action: Add more solids to match the geometry definition, or reduce the specified number of solids.

ORA-54558: 3D SRID is not found for the corresponding 2D SRID

Cause: In extruding a 2D polygon into a 3D geometry, the SRID conversion function did not find an equivalent 3D SRID of the 2D SRID.

Action: Specify a 2D SRID that has a 3D equivalent

ORA-54559: query element and source geometry cannot be the same

Cause: A query element geometry and a source geometry were the same, which prevented a label pointing query element in the source geometry from being output.

Action: Redefine the query element or the source geometry so that a label can be output.

ORA-54560: query element cannot be a collection or multitype geometry

Cause: A query element was a collection geometry or a multitype geometry. Such geometries are not permitted in a query element because they are at the top of the geometry hierarchy. A query element must be part of the source geometry.

Action: Redefine the query element or the source geometry so that a label can be output.

ORA-54601: CREATE_PC: invalid parameters for creation of Point Cloud

Cause: An invalid or unknown parameter was specified in the creation of Point Cloud.

Action: Check for valid set of parameters.

ORA-54602: CREATE_PC: input points table *string* does not exist

Cause: The specified table for loading points into a Point Cloud did not exist.

Action: Create the points table with appropriate columns, and then create the Point Cloud.

ORA-54603: CREATE_PC: specified total dimensionality cannot exceed 8

Cause: The specified total dimensionality for the Point Cloud exceeded the maximum limit of 8.

Action: Create the Point Cloud with fewer dimensions. You can store the rest in the output points table.

ORA-54604: CREATE_PC: input points table should not be empty

Cause: The input points table had no data.

Action: Insert data into the input points table and then create the Point Cloud.

ORA-54605: CREATE_PC: scratch-tables/views (*string*) exist and need to be dropped

Cause: Transient tables/views from a previous CREATE_PC operation were still in existence.

Action: Delete the invalid Point Cloud from the base table (for cleanup of scratch tables), and initialize and create the Point Cloud again. Alternately, use SDO_UTIL.DROP_WORK_TABLES with oidstring as the parameter.

ORA-54607: CREATE_PC: error fetching data from input points table

Cause: An internal read error occurred during Point Cloud creation.

Action: Contact Oracle Support Services with the error number reported.

ORA-54608: CREATE_PC: error writing Point Cloud LOB

Cause: An internal LOB write error occurred during Point Cloud creation. The cause might be lack of table space.

Action: Look for information from other errors in the stack, or contact Oracle Support Services with the error number reported.

ORA-54609: CREATE_PC: input extent cannot be null

Cause: The extent of the Point Cloud was null.

Action: Specify an extent for the Point Cloud that is not null.

ORA-54610: CREATE_PC: input extent cannot be more than 2-D for geodetic data

Cause: The extent of the Point Cloud was more than 2-D for geodetic data.

Action: Change the extent to 2-D (longitude, latitude).

ORA-54611: INIT: either invalid basetable/schema or they do not exist

Cause: The base table or schema, or both, were invalid strings; or the base table and schema combination did not exist.

Action: Ensure that the specified base table exists in the specified schema before performing the initialization operation.

ORA-54613: INIT: internal error creating DML trigger

Cause: The necessary privileges to create the trigger were not granted.

Action: Grant the necessary privileges to create the trigger. If necessary, contact Oracle Support Services for help with privileges for trigger creation.

ORA-54614: INIT: block table name has to be unique

Cause: The specified block table name was not unique. For example, it might have been used for another block table.

Action: Specify a different block table name.

ORA-54616: INIT: internal error [*number, string*]

Cause: An internal error occurred.

Action: Contact Oracle Support Services.

ORA-54617: CLIP_PC: invalid Point Cloud; extent is empty

Cause: The input Point Cloud for the CLIP_PC operation was invalid.

Action: Specify a point cloud that was created using the CREATE_PC procedure.

ORA-54618: CLIP_PC: SRIDs of query and Point Cloud are incompatible

Cause: The Point Cloud and the query geometry had incompatible SRID values.

Action: Change the query SRID to be compatible with that of the Point Cloud.

ORA-54619: CLIP_PC: query and BLKID parameters cannot both be null

Cause: Both the query and BLKID parameters were null in the call to the CLIP_PC operation.

Action: Either specify a query geometry that is not null, or specify a BLKID for use as a query.

ORA-54620: CLIP_PC: internal error [*number, string*]

Cause: An internal error occurred.

Action: Contact Oracle Support Services.

ORA-54621: TO_GEOMETRY: TOTAL_DIMENSIONALITY not same as in INIT operation

Cause: The specified TOTAL_DIMENSIONALITY was invalid.

Action: Ensure that the TOTAL_DIMENSIONALITY matches that specified in the call to the initialization operation.

ORA-54622: TO_GEOMETRY: internal error [number, string]

Cause: An internal error occurred.

Action: Contact Oracle Support Services.

ORA-54623: CREATE_PC: internal error [number, string]

Cause: An internal error occurred.

Action: Contact Oracle Support Services.

ORA-54640: PARTITION_TABLE utility: invalid input parameters [number, string]

Cause: An internal error occurred.

Action: Contact Oracle Support Services.

ORA-54641: PARTITION_TABLE utility: scratch tables exist with oidstr = string

Cause: Scratch tables/views could not be created because they already existed.

Action: Use SDO_UTIL.DROP_WORK_TABLES with the specified oidstr parameter to clean up the scratch tables.

ORA-54642: PARTITION_TABLE utility: invalid SORT_DIMENSION specified

Cause: An invalid string was specified for the SORT_DIMENSION.

Action: Specify the SORT_DIMENSION as 'BEST_DIM', 'DIMENSION_1', 'DIMENSION_2', or 'DIMENSION_3'.

ORA-54643: PARTITION_TABLE utility: invalid WORKTABLESPACE parameter

Cause: An invalid string was specified for the WORKTABLESPACE parameter.

Action: Specify an existing valid tablespace for WORKTABLESPACE (to hold the scratch tables).

ORA-54644: PARTITION_TABLE utility: error in reading input, output tables

Cause: The names for the input/output tables were invalid, or the tables did not exist or did not have the right structure.

Action: Check the Spatial documentation for PARTITION_TABLE.

ORA-54651: CREATE_TIN: invalid parameters specified in creation of TIN

Cause: An invalid or unknown parameter was specified in the creation of the TIN.

Action: Check the Spatial documentation for CREATE_TIN.

ORA-54652: CREATE_TIN: input points table *string* does not exist

Cause: The specified table for loading points into a TIN did not exist.

Action: Create the points table with appropriate columns, and then create the TIN.

ORA-54653: CREATE_TIN: specified total dimensionality cannot exceed 8

Cause: The specified total dimensionality for the TIN exceeded the maximum limit of 8.

Action: Create the TIN with fewer dimensions. You can store the rest in the output points table.

ORA-54654: CREATE_TIN: input points table should not be empty

Cause: The input points table had no data.

Action: Insert data into the input points table, and then create the TIN.

ORA-54655: CREATE_TIN: scratch tables/views(*string*) exist and need to be dropped

Cause: Transient tables from previous CREATE_TIN operation still existed.

Action: Delete the invalid TIN from the base table (for cleanup of scratch tables), and initialize and create the TIN again. Alternately, use SDO_UTIL.DROP_WORK_TABLES with oidstring as its parameter.

ORA-54656: CREATE_TIN: error fetching data from input points table

Cause: An internal read error occurred during TIN creation.

Action: Contact Oracle Support Services with the error number reported.

ORA-54657: CREATE_TIN: error writing TIN LOB

Cause: An internal LOB write error occurred during TIN creation. The cause might be lack of table space.

Action: Look for information from other errors in the stack, or contact Oracle Support Services with the error number reported.

ORA-54658: CREATE_TIN: input extent cannot be null

Cause: The extent of the TIN was null.

Action: Specify an extent for the TIN that is not null.

ORA-54659: CREATE_TIN: input extent has to be 2-D for geodetic data

Cause: The extent of the TIN was more than 2-D for geodetic data.

Action: Change the extent to 2-D (longitude, latitude).

ORA-54660: CLIP_TIN: invalid Point Cloud; extent is empty

Cause: The input TIN for the CLIP_TIN operation was invalid.

Action: Specify a TIN that was created using the CREATE_TIN operation.

ORA-54661: CLIP_TIN: SRIDs of query and TIN are incompatible

Cause: The TIN and the query geometry had incompatible SRID values.

Action: Change the query geometry SRID to be compatible with that of TIN.

ORA-54662: CLIP_TIN: query and blkid parameters cannot both be null

Cause: Both the query and blkid parameters were null in the call to the CLIP_TIN operation.

Action: Either specify a query geometry that is not null, or specify a blkid for use as a query.

ORA-54663: CLIP_TIN: internal error [*number, string*]

Cause: An internal error occurred.

Action: Contact Oracle Support Services.

ORA-54664: TO_GEOMETRY: internal error [*number, string*]

Cause: An internal error occurred.

Action: Contact Oracle Support Services.

ORA-54665: CREATE_TIN: internal error [number, string]

Cause: An internal error occurred.

Action: Contact Oracle Support Services.

ORA-54666: query gtype is a superset of the source geometry

Cause: A query element geometry was at a higher level in the geometry hierarchy than the source geometry.

Action: Try replacing the source geometry with the query geometry.

ORA-54667: query element cannot be matched to an element in source geometry (string)

Cause: A query element geometry was not a part of the source geometry.

Action: Redefine the query element or the source geometry.

ORA-54668: a 2D SRID cannot be used with a 3D geometry

Cause: A 2D SRID was used with a 3D geometry.

Action: Replace the 2D SRID with an appropriate 3D SRID.

ORA-55150: Spatial Web Services operation failed: string

Cause: There was an error in the Spatial Web Services operation or the parameters.

Action: Check the error message and take the appropriate action or contact Oracle Support Services.

ORA-55151: WCS is not enabled.

Cause: Web Coverage Service (WCS) metadata tables were not found.

Action: Ensure that WCS is enabled in the proper schema.

ORA-55152: WCS temporary tables do not exist.

Cause: The Web Coverage Service (WCS) operation required temporary tables, but these tables did not exist.

Action: Ensure that the WCS temporary tables exist in the schema of the coverage, and that the WCS schema has privileges to create, update, and delete rows in the WCS temporary tables.

ORA-55153: WCS publish coverage failed: string

Cause: Web Coverage Service (WCS) parameter values were invalid, the user had insufficient privileges, or the coverage was already published.

Action: Ensure that all parameter values are not null, the WCS schema has privileges to access the coverage, and the coverage is not already published. The schema of the coverage must grant access privileges to the WCS schema.

ORA-55154: Request to grant or revoke privileges failed: string

Cause: Parameters were invalid or privileges were insufficient.

Action: Check the error message to ensure that the parameters are valid and the user has sufficient privileges.

ORA-55160: MDSYS.SDO_XSD_TABLE does not exist or the specified XSD ID is incorrect.

Cause: The XML schema could not be found.

Action: Ensure that Oracle Spatial is installed properly, and check the XSD_ID column of the SDO_XSD_TABLE table and the USER_SDO_CSW_SERVICE_INFO view.

ORA-55161: CSW user table: *string*

Cause: Either the Catalog Services for the Web (CSW) user table, the SRID parameter, the metadata ID, or the XML schema definition (XSD) type was incorrect.

Action: Check the error message and take the appropriate action on the CSW user table name, SRID, metadata ID, XSD, or XML column.

ORA-55162: The XQFT index cannot be dropped or created for the CSW user table.

Cause: The XQuery Full Text (XQFT) index could not be dropped or created for the Catalog Services for the Web (CSW) user table.

Action: Ensure that the user table is ready for dropping or building an XQFT index.

ORA-55163: CSW server-side error: *string*

Cause: A Catalog Services for the Web (CSW) server-side error occurred.

Action: Ensure that the CSW metadata is correct and the CSW user table is properly defined.

ORA-55164: CSW client-side error: *string*

Cause: A Catalog Services for the Web (CSW) client-side error occurred.

Action: Ensure that the CSW record types are properly published, and that the sdots.ear file and WebLogic Server (WLS) are properly configured.

ORA-55200: Java exception from tag data translation java stack

Cause: Java exceptions.

Action: Turn on java output by calling `dbms_java.set_output(OUTPUT_SIZE)`; Set java logging level by calling `MGD_ID_UTL.setJavaLoggingLevel('INFO')`; Analyze java logging messages.

ORA-55201: Tag data translation category not found

Cause: No matching category ID could be found.

Action: Make sure the input category name, category version or category ID is correct.

ORA-55202: Tag data translation scheme not found

Cause: No matching scheme could be found for the input data format.

Action: Make sure the input data format is supported and correct.

ORA-55203: Tag data translation level not found

Cause: No matching level could be found for the input data format.

Action: Make sure the input data format is supported and correct.

ORA-55204: Tag data translation option not found

Cause: No matching option could be found for the input data format.

Action: Make sure the input data format is supported and correct.

ORA-55205: Tag data translation field validation failed

Cause: Invalid field value.

Action: Make sure the field value of the input data is within the range specified in the tag data translation XML.

ORA-55206: Tag data translation field not found

Cause: Invalid input field.

Action: Make sure the spellings of the input fields are correct.

ORA-55207: Tag data translation rule evaluation failure

Cause: Error occurred when idcode translator tried to evaluate the rule specified in the tag data translation XML.

Action: Java proxy must be set in order to evaluate manager look up rules. Call `MGD_ID_UTL.setProxy(PROXY_HOST, PROXY_PORT)` to enable java proxy.

ORA-55208: Too many matching levels were found for the input data

Cause: Necessary field values were missing.

Action: Add additional field value pairs that are necessary to determine a unique matching level.

ORA-55300: model *string* does not exist

Cause: The specified model could not be found.

Action: Make sure that the model has been created.

ORA-55301: rulebase *string* does not exist

Cause: The specified rulebase could not be found.

Action: Make sure that the rulebase has been created.

ORA-55302: insufficient privileges *string*

Cause: Sufficient privileges were not granted.

Action: Ask the database administrator to grant the appropriate privileges.

ORA-55303: SDO_RDF_TRIPLE_S constructor failed: *string*

Cause: SDO_RDF_TRIPLE_S constructor failed.

Action: Check the stack trace for additional information.

ORA-55304: specified reuse-bNode model-id *string* != target model-id *string*

Cause: The reuse-bNode model-id specified for the SDO_RDF_TRIPLE_S constructor was neither 0 nor the model-id of the target model.

Action: Make sure that the reuse-bNode model is either 0 or the model-id of the target model.

ORA-55305: reification constructor functions not supported

Cause: Unsupported reification constructor functions were used.

Action: Insert each triple in the reification quad individually. See documentation for more information.

ORA-55306: internal error: invalid *string*: value_name=*string* value_type=*string*

Cause: The value type of this component of the RDF triple was invalid.

Action: This is an internal error. Contact Oracle Support Services.

ORA-55307: invalid value type for lexical value: *string*

Cause: The value type of this lexical value was invalid.

Action: Make sure that the lexical value format is correct. If this error occurs during bulk load from a staging table, then this may be an internal error. Contact Oracle Support Services.

ORA-55308: invalid time zone *string* for lexical value *string*

Cause: The time zone of this lexical value was invalid.

Action: Make sure that the lexical value format is correct. If this error occurs during bulk load from a staging table then this may be an internal error. Contact Oracle Support Services.

ORA-55309: hash collision resolution failed for lexical value *string*

Cause: Attempts to resolve hash collision exceeded the maximum retry count.

Action: This may be an internal error. Contact Oracle Support Services.

ORA-55310: parse failed for the *string* lexical value: *string*

Cause: Attempts to insert the specified lexical value failed.

Action: This may be an internal error. Contact Oracle Support Services.

ORA-55311: invalid value type *string* for long lexical value *string*

Cause: The value type of this long (length > 4000) lexical value was invalid.

Action: Make sure that the long value has a valid value type.

ORA-55312: parse failed for triple: id-form: *string string string*

Cause: Attempts to insert triple failed.

Action: This may be an internal error. Contact Oracle Support Services.

ORA-55313: SDO_RDF_TRIPLE_S constructor failed to process triple containing bNode

Cause: The SDO_RDF_TRIPLE_S constructor without bNode reuse option was invalid for triple containing bNode.

Action: Use SDO_RDF_TRIPLE_S constructor that allows bNode reuse.

ORA-55314: invalid temporary table name (*string*) for use with batch load

Cause: Specified temporary table name was not valid.

Action: See documentation for rules for temporary table name validity.

ORA-55315: batch load attempt failed: *string*

Cause: The batch load operation failed.

Action: This may be an internal error. Contact Oracle Support Services.

ORA-55316: model *string* does not match model *string* for table and column

Cause: This column of the table was not associated with the specified model.

Action: Make sure to use the correct target model.

ORA-55317: model *string* already exists

Cause: A model with the specified name was already present.

Action: Choose a different model name, or delete the existing model and create a new model with the specified name.

ORA-55318: column *string* in table *string* already contains data

Cause: At model creation time, the table column contained data.

Action: Ensure that the table column does not contain data before model creation.

ORA-55319: model *string* create attempt failed: *string*

Cause: The attempt to create the specified model did not succeed.

Action: This may be an internal error. Contact Oracle Support Services.

ORA-55320: model *string* drop attempt failed: *string*

Cause: The attempt to drop the specified model did not succeed.

Action: This may be an internal error. Contact Oracle Support Services.

ORA-55321: network already exists

Cause: Attempt to create the network failed because the network already existed.

Action: If necessary, drop the network before trying to recreate the network.

ORA-55322: model(s) exist

Cause: An attempt was made to drop a network that contained one or more models.

Action: Drop all the model(s) and then retry the operation.

ORA-55323: rulebase(s) exist

Cause: An attempt was made to drop a network that contained one or more rulebases.

Action: Drop all the rulebase(s) and then retry the operation.

ORA-55324: no rulebases specified

Cause: Rulebases for the operation were not specified.

Action: Specify at least one rulebase.

ORA-55325: rulebase or rules index *string* already exists *string*

Cause: A rulebase or rules index with the specified name already existed.

Action: Choose a different name, or delete the existing rulebase or rules index.

ORA-55326: rules index (*string*) create attempt failed: *string*

Cause: The attempt to create the specified rules index did not succeed.

Action: This may be an internal error. Contact Oracle Support Services.

ORA-55327: rule *string* yields a triple with a literal subject or predicate

Cause: The specified rule created an invalid triple containing a literal in the subject or predicate position.

Action: Check and modify the rule to avoid creation of invalid triple.

ORA-55328: literal value *string* insert attempt failed

Cause: The attempt to create the specified literal value failed.

Action: This may be an internal error. Contact Oracle Support Services.

ORA-55329: same model *string* specified more than once in the list of models

Cause: The specified model occurred more than once in the list of models.

Action: Eliminate duplicate occurrences of the model in the list of models.

ORA-55330: rulebase or rules index *string* is busy

Cause: The specified rulebase or rules index was busy and could not be used.

Action: Retry your operation later.

ORA-55331: user owns RDF objects

Cause: The user could not be dropped because it owns RDF objects.

Action: Drop the RDF objects and then retry.

ORA-55332: virtual model cannot be used in this context

Cause: A virtual model was used as input instead of a model.

Action: Use a model as input.

ORA-55333: virtual model *string* does not exist

Cause: The specified virtual model could not be found.

Action: Make sure that the virtual model has been created.

ORA-55334: virtual model name *string* is invalid

Cause: The specified virtual model name was not valid.

Action: Check Oracle documentation for valid virtual model names.

ORA-55335: at least one model must be specified

Cause: An empty list of models was specified as the set of models for a virtual model.

Action: Make sure at least one model appears in the set of models used to create a virtual model.

ORA-55336: insufficient privileges for using one or more of the models and rules indexes

Cause: An attempt was made to create a virtual model without the appropriate privileges.

Action: Ask the database administrator to perform the operation or to grant the required privileges.

ORA-55337: a virtual model or rules index with the name *string* already exists

Cause: A virtual model or rules index with the specified name was already present.

Action: Choose a different virtual model name.

ORA-55338: a model with the name *string* already exists

Cause: A model with the specified name was already present.

Action: Choose a different virtual model name.

ORA-55339: a virtual model already exists for the specified model-rulebase combination

Cause: A virtual model with identical components was already present.

Action: Choose a different set of components for the new virtual model.

ORA-55340: rules index does not exist for the specified model-rulebase combination

Cause: A rules index did not exist for the specified sets of models and rulebases.

Action: Make sure a rules index is created for the specified sets of models and rulebases.

ORA-55341: label index out-of-range

Cause: An attempt was made to use an out-of-range index for retrieving the label.

Action: Correct the input and try again.

ORA-55342: not a defined label in the policy

Cause: An attempt was made to use an undefined label.

Action: Correct the input and try again.

ORA-55343: invalid dependent component for custom label generator

Cause: An attempt was made to specify an invalid dependent component for the label generator.

Action: Correct the input and try again.

ORA-55344: invalid label generator implementation or use

Cause: An attempt was made to use an invalid label generator to generate labels for inferred data.

Action: Correct the input and try again.

ORA-55345: invalid use of label generator with no OLS policy

Cause: An attempt was made to use a label generator when Oracle Label Security (OLS) was not enabled for Resource Definition Framework (RDF) data.

Action: None

ORA-55346: invalid label generation option with user rules

Cause: An attempt was made to specify an invalid label generation option for entailment involving user rules.

Action: Correct the input and try again.

ORA-55347: missing proof for the specified label generation option

Cause: The chosen label generation option required proof, which was missing for the entailment.

Action: Correct the input and try again.

ORA-55348: label generator error: RDF data not enabled for *string*

Cause: An invalid label generator option was chosen for entailment.

Action: Correct the input and try again.

ORA-55349: OLS not installed or in an invalid state

Cause: Oracle Label Security (OLS) support for Resource Definition Framework (RDF) was not installed.

Action: Consult Oracle documentation to install the Oracle Label Security (OLS) support.

ORA-55350: RDF-OLS table option *string* not supported

Cause: An attempt was made to use an unsupported Oracle Label Security (OLS) option for Resource Definition Framework (RDF) data.

Action: Correct the input and try again.

ORA-55351: RDF secure access option not supported or is invalid

Cause: An attempt was made to use an unsupported secure access option for Resource Definition Framework (RDF).

Action: Correct the input and try again.

ORA-55352: insufficient privileges for policy administration

Cause: The necessary privileges needed to administer Oracle Label Security (OLS) or Oracle Virtual Private Database (VPD) policies for Resource Definition Framework (RDF) data were not specified.

Action: None

ORA-55353: invalid column name for label column *string*

Cause: An attempt was made to use an invalid column to maintain labels for Resource Definition Framework (RDF) data.

Action: Use CTXT2 as the label column.

ORA-55354: Policy *string* does not exist or is inaccessible

Cause: An attempt was made to use a nonexistent policy.

Action: Correct the input and try again.

ORA-55355: RDF network does not exist

Cause: An attempt was made to perform an operation that required Resource Definition Framework (RDF) network to be present.

Action: Create the Resource Definition Framework (RDF) network.

ORA-55356: OLS not enabled for RDF data

Cause: An attempt was made to perform an RDF-OLS-specific operation when Oracle Label Security (OLS) was not enabled for Resource Definition Framework (RDF) data.

Action: None

ORA-55357: insufficient privileges for the current operation

Cause: An attempt was made to perform a Resource Definition Framework (RDF) secure access operation with restricted privileges.

Action: See Oracle documentation.

ORA-55358: model "*string*" is not empty

Cause: An attempt was made to reset Oracle Label Security (OLS) labels for a model with some data.

Action: None

ORA-55359: unauthorized operation with policy *string* - *string*

Cause: An attempt was made to perform an unauthorized DML operation on OLS-enabled Resource Definition Framework (RDF) repository.

Action: None

ORA-55360: invalid value for resource position - *string*

Cause: An invalid value was specified for the resource position while setting labels.

Action: Correct the input and try again.

ORA-55361: duplicate specification for the namespace found

Cause: An attempt was made to use a namespace map that contained one or more duplicate specifications.

Action: Correct the input and try again.

ORA-55362: RDF VPD policy may not be created in the SYS schema

Cause: An attempt was made to create an Oracle Virtual Private Database (VPD) policy in the SYS schema.

Action: None

ORA-55363: context *string* does not exist

Cause: An attempt was made to specify a nonexistent context for the Oracle Virtual Private Database (VPD) policy.

Action: Create the context using CREATE CONTEXT command.

ORA-55364: invalid operation type *string* for VPD policy

Cause: An attempt was made to specify an invalid operation for the application of Oracle Virtual Private Database (VPD) policy.

Action: Specify ALL, QUERY, or DML for operation type.

ORA-55365: invalid metadata for VPD policy

Cause: An attempt was made to define invalid metadata elements for the Oracle Virtual Private Database (VPD) policy.

Action: See Oracle documentation for valid set of metadata elements.

ORA-55366: unknown namespace prefix "*string*"

Cause: An attempt was made to make use of an undefined namespace prefix in Oracle Virtual Private Database (VPD) metadata.

Action: Correct the input and try again.

ORA-55367: invalid maintenance operation for VPD metadata

Cause: An attempt was made to perform an invalid maintenance operation on Oracle Virtual Private Database (VPD) metadata.

Action: Specify ADD or DELETE for VPD metadata maintenance.

ORA-55368: empty match or apply pattern not allowed in a VPD constraint

Cause: An attempt was made to specify an empty match or apply pattern for a Oracle Virtual Private Database (VPD) constraint.

Action: Correct the input and try again.

ORA-55369: invalid identifier specified for the constraint group

Cause: An invalid SQL identifier was specified for the constraint group.

Action: Correct the input and try again.

ORA-55370: input parameter not a zero or positive integer

Cause: The input parameter was not zero or a positive integer.

Action: Change the input parameter to zero or a positive integer.

ORA-55371: RDF rules index '*string*' exists for different model-rulebase combination

Cause: A rules index with the specified name has already been built for a different model-rulebase combination.

Action: Specify a different rules index name, or drop the existing rules index and then create a new rules index with that name.

ORA-55372: entailment (rules index) '*string*' already exists

Cause: The entailed graph (rules index) already exists.

Action: Specify a different rules index name, or drop the existing rules index and then create a new rules index with that name.

ORA-55373: inference internal error: *string*

Cause: An unexpected internal error condition occurred.

Action: Check the error message and the stack trace.

ORA-55374: query constants not in the database; no rows selected

Cause: URIs or literals used in the query did not exist in the database.

Action: Check the query, and ensure that the URIs or literals do exist.

ORA-55375: cannot drop table '*string*' because this table owns RDF objects

Cause: A table containing RDF data could not be dropped without first dropping its RDF model.

Action: Drop the corresponding RDF model or models, and then drop the table.

ORA-55376: cannot alter or drop column '*string*' because this column owns RDF objects

Cause: A table column containing RDF data could not be altered or dropped without first dropping its RDF model.

Action: Drop the corresponding RDF model or models, and then alter or drop the column.

ORA-55377: number of triples less than 1 or null error indication marker

Cause: An internal error occurred during validation. The number of triples was less than 1 or the error indication marker was null.

Action: Check the input parameters, and ensure that the number of triples is 1 or greater and that the error indication marker is not null; or contact Oracle Support Services.

ORA-55378: invalid error code

Cause: An invalid error code was passed in during validation.

Action: Specify a valid error code.

ORA-55379: too many triples

Cause: An internal error occurred during validation. Too many triples were passed in.

Action: Specify a valid number of triples for the operation, or contact Oracle Support Services.

ORA-55430: query pattern is null

Cause: The query pattern specified in the SEM_MATCH query was null.

Action: Modify the query pattern to be non-null.

ORA-55441: insufficient privileges to drop virtual model *string*

Cause: An attempt was made to drop a virtual model without the appropriate privileges.

Action: Ask the database administrator to perform the operation or grant the required privileges.

ORA-55442: a virtual model cannot be used with other models in a SEM_MATCH query

Cause: The set of models used as input to a SEM_MATCH query contained a virtual model.

Action: Create a new virtual model with contents that are equivalent to the specified SEM_MATCH model set and query the new virtual model.

ORA-55443: a virtual model cannot be used with a rulebase in a SEM_MATCH query

Cause: A rulebase was specified in conjunction with a virtual model as input to a SEM_MATCH query.

Action: Create a new virtual model that expands the specified virtual model to include the specified rulebase and query the new virtual model.

ORA-55450: continually refreshed workspaces not supported with RDF

Cause: An attempt was made to use continually refreshed workspaces with Resource Definition Framework (RDF) data.

Action: None

ORA-55451: multi-parent workspaces not supported with RDF

Cause: An attempt was made to use multi-parent workspaces with Resource Definition Framework (RDF) data.

Action: None

ORA-55452: batch mode not allowed with version-enabled models

Cause: An attempt was made to batch load data into a version- enabled Resource Definition Framework (RDF) model. This is not supported.

Action: None

ORA-55453: OLS/VPD-enabled indexes must be created with CREATE_ENTAILMENT API

Cause: An attempt was made to create entailment for OLS/VPD-enabled models using unsupported API.

Action: Correct the input and try again.

ORA-55454: version-enabled indexes must be created with CREATE_ENTAILMENT API

Cause: An attempt was made to create entailment for version- enabled models using unsupported API.

Action: Correct the input and try again.

ORA-55455: rules index status not recognized (*string*)

Cause: The specified rules index status was not recognized.

Action: Ensure that the rules index status is VALID, INCOMPLETE, or INVALID, and retry the operation.

ORA-55456: no valid rules index for this model-rulebase combination

Cause: A valid rules index did not exist for specified combination of models and rulebases.

Action: Create a rules index for the specified models and rulebases combination, or use a combination of models and rulebases for which a rules index exists, and retry

the operation. Also ensure that the rules index status matches the status for the rules index specified in the query.

ORA-55457: predicate not found in model

Cause: The predicate value passed in as an argument to the semantic operator did not exist in the model.

Action: In the query using semantic operators, use a predicate value that exists in the model and retry the operation.

ORA-55458: object not found in model

Cause: The object value passed in as an argument to the semantic operator did not exist in the model.

Action: In the query using semantic operators, use an object value that exists in the model and retry the operation.

ORA-55459: invalid parameter string

Cause: The parameter string used in the creation of an index of type SEM_INDEXTYPE had invalid or malformed parameters.

Action: See the documentation for information on how to write a valid parameter string.

ORA-55460: incorrect usage of semantic operators

Cause: There was a syntax error in the call to the SEM_RELATED operator

Action: See the documentation for information on how to use the SEM_RELATED operator. Check that the value returned by SEM_RELATED is compared to 1 or 0.

ORA-55461: no distance information available

Cause: Distance information was not generated during rules index creation.

Action: Retry query without the SEM_DISTANCE operator and/or without specifying bounds in the SEM_RELATED operator. See the documentation for information on when distance information is generated.

ORA-55462: internal error

Cause: An internal error occurred during a semantic operator query or during the creation of an index of type SEM_INDEXTYPE.

Action: Contact Oracle Support Services.

ORA-55463: missing privileges for MDSYS schema for OLS-enabled entailment

Cause: An attempt was made to run entailment with insufficient privileges for MDSYS schema.

Action: Grant EXEMPT ACCESS POLICY to MDSYS.

ORA-55464: model "*string*" does not exist

Cause: An attempt was made to use a nonexistent Resource Definition Framework (RDF) model.

Action: Correct the input and try again.

ORA-55465: resource position *string* not secured with OLS policy

Cause: An attempt was made to associate labels with resource positions that were not secured with Oracle Label Security (OLS).

Action: Correct the input and try again.

ORA-55466: one or more triples have incompatible sensitivity label

Cause: An attempt was made to reset a label for a resource that participated in triples with incompatible label.

Action: Correct the input and try again.

ORA-55467: model-specific label for the resource is incompatible

Cause: An attempt was made to set a global label for a resource when an incompatible model-specific label already existed.

Action: Correct the input and try again.

ORA-55468: rule base "*string*" does not exist or is not accessible

Cause: An attempt was made to specify a rule base that did not exist.

Action: Correct the input and try again.

ORA-55469: rule "*string*" does not exist or is not accessible

Cause: An attempt was made to set a label for a rule that did not exist.

Action: Correct the input and try again.

ORA-55470: OLS may not be applied with one or more models VPD-enabled

Cause: An attempt was made to OLS-enable Resource Definition Framework (RDF) repository when one or more models is VPD-enabled.

Action: Oracle Label Security (OLS) and Oracle Virtual Private Database (VPD) may not be used simultaneously.

ORA-55471: OLS may not be applied to version-enabled RDF repository

Cause: An attempt was made to OLS-enable Resource Definition Framework (RDF) repository when one or more models is version-enabled.

Action: Oracle Label Security (OLS) may not be enabled when one or more models is version-enabled.

ORA-55472: Secure access policy already assigned to RDF data

Cause: An attempt was made to assign an Oracle Label Security (OLS) policy to Resource Definition Framework (RDF) data when some other policy was already in effect.

Action: None

ORA-55473: RDF model participating in a virtual model may not be version-enabled

Cause: An attempt was made to version-enable a Resource Definition Framework (RDF) model which participated in a virtual model.

Action: None

ORA-55474: internal error: [*string*],[*string*],[*string*]

Cause: There was an internal error with Resource Definition Framework (RDF) OLS/VPS support.

Action: Contact Oracle Support Services.

ORA-55475: policy with a matching name already exists

Cause: An attempt was made to specify a duplicate Oracle Virtual Private Database (VPD) policy name.

Action: Correct the input and try again.

ORA-55476: policy "*string*" does not exist

Cause: An attempt was made to use a nonexistent Oracle Virtual Private Database (VPD) policy.

Action: Correct the input and try again.

ORA-55477: policy with dependent models may not be dropped

Cause: An attempt was made to drop an Oracle Virtual Private Database (VPD) policy with dependent models.

Action: Remove the VPD policy from the models and try again.

ORA-55478: application table with multiple RDF models not suitable for VPD

Cause: An attempt was made to VPD-enable a model which shared the application table with another model.

Action: None

ORA-55479: a policy already assigned to the RDF model

Cause: An attempt was made to assign Oracle Virtual Private Database (VPD) policy to a model with a VPD policy already in effect.

Action: None

ORA-55480: model participating in a virtual model may not be VPD-enabled

Cause: An attempt was made to VPD-enable a model that participated in a virtual model.

Action: None

ORA-55481: VPD policy may not be applied for OLS-enabled RDF repository

Cause: An attempt was made to VPD-enable a model with an Oracle Label Security (OLS) policy already in effect.

Action: OLS and VPD may not be used simultaneously.

ORA-55482: VPD may not be applied to version-enabled RDF repository

Cause: An attempt was made to VPD-enable a version-enabled Resource Definition Framework (RDF) repository. This is not supported.

Action: None

ORA-55483: policy "*string*" not assigned to the model

Cause: An attempt was made to remove an Oracle Virtual Private Database (VPD) policy that was never assigned to the model.

Action: None

ORA-55484: circular dependency not allowed in RDF metadata

Cause: An attempt was made to define metadata elements that had a circular dependency for the Oracle Virtual Private Database (VPD) policy.

Action: Correct the input and try again.

ORA-55485: metadata may not be directly assigned to an equivalent property

Cause: An attempt was made to assign metadata directly to a property that was declared to be an equivalent of another.

Action: None

ORA-55486: metadata exists for the equivalent property

Cause: An attempt was made to make a property equivalent of another when some metadata already existed for this property.

Action: None

ORA-55487: VPD constraints exist for the equivalent property

Cause: An attempt was made to make a property equivalent of another when some Oracle Virtual Private Database (VPD) constraints already existed for this property.

Action: Correct the input and try again.

ORA-55488: metadata definition already exists for the policy

Cause: An attempt was made to add a duplicate metadata definition for an Oracle Virtual Private Database (VPD) policy.

Action: None

ORA-55489: conflicting metadata definition exists for the policy

Cause: An attempt was made to define conflicting metadata definitions for an Oracle Virtual Private Database (VPD) policy.

Action: Correct the input and try again.

ORA-55490: VPD constraint may not be assigned to an equivalent property

Cause: An attempt was made to assign an Oracle Virtual Private Database (VPD) constraint to a property declared to be an equivalent of another.

Action: Assign the VPD constraint to the property that is the target of the equivalent property.

ORA-55491: VPD policy constraint with matching name already exists

Cause: An attempt was made to specify a duplicate name for the Oracle Virtual Private Database (VPD) policy.

Action: Correct the input and try again.

ORA-55492: error creating VPD policy constraint: *string*

Cause: The Oracle Virtual Private Database (VPD) constraint had errors.

Action: See Oracle documentation.

ORA-55493: specified VPD policy constraint does not exist

Cause: An attempt was made to operate on an Oracle Virtual Private Database (VPD) constraint that did not exist.

Action: None

ORA-55494: input model set may only have a unique VPD policy

Cause: An attempt was made to execute a multi-model query where the models, as a set, did not have a unique Oracle Virtual Private Database (VPD) policy.

Action: Correct the input and try again.

ORA-55495: application table with multiple models may not be version-enabled

Cause: An attempt was made to version-enable an application table associated with multiple Resource Definition Framework (RDF) models.

Action: Correct the input and try again.

ORA-55496: unsupported versioning configuration (History/Valid time) for RDF data

Cause: An attempt was made to use an unsupported configuration for Resource Definition Framework (RDF) versioning.

Action: Correct the input and try again.

ORA-55497: RDF repository with an OLS policy may not be version-enabled

Cause: An attempt was made to version-enable a model with Oracle Label Security (OLS) policy.

Action: Versioning is not supported for OLS-enabled Resource Definition Framework (RDF) repository.

ORA-55498: VPD-enabled RDF model may not be version-enabled

Cause: An attempt was made to version-enable a model with an Oracle Virtual Private Database (VPD) policy in effect.

Action: Versioning of VPD-enabled Resource Definition Framework (RDF) models is not supported.

ORA-55500: Event to be used for different trace levels

Cause: None.

Action: Change level for desired tracing in Flashback Transaction Backout.

ORA-55501: Backing out live transaction

Cause: Flashback Transaction Backout was requested on a transaction that has not committed yet.

Action: Commit the transaction before using this feature.

ORA-55502: Specified input transaction by name has no SCN hint

Cause: The specified transaction names for Flashback Transaction Backout was missing an SCN hint.

Action: Provide an SCN hint, and guarantee that the named transactions start before the given SCN.

ORA-55503: Mining finished without seeing specified transactions

Cause: The SCN hit passed was not good. The SCN hit may have come after the start of any of the input transactions.

Action: Give a lesser and more conservative SCN hint, with greater probability of having seen the start of a transaction.

ORA-55504: Transaction conflicts in NOCASCADE mode

Cause: Transactions other than the ones specified conflicts with the specified transactions.

Action: Try using other options like NONCONFLICT_ONLY or CASCADE or NOCASCADE_FORCE.

ORA-55505: DDL done on an interesting object after mining start SCN

Cause: The Flashback Transaction Backout process encountered an interesting object which had its last DDL operation done on it after the mining start time. An interesting object is one that has been modified by either the specified transactions or any of their dependents.

Action: Specify transactions that have committed after the last DDL done on all the objects they touched.

ORA-55506: Transaction performed unsupported change

Cause: A transaction in the dependency DAG performed some action that cannot be backed out. You can back out a transaction, only if undo has been logged for all of its operations. Note some operations do not log undo, such as Insert Direct Load and LOB changes. If you encounter a transaction that has performed any of these operations, you cannot back it out.

Action: The specified transaction cannot be backed out.

**ORA-55507: Encountered mining error during Flashback Transaction Backout.
function:string**

Cause: Mining error.

Action: None

ORA-55508: Invalid input to Flashback Transaction Backout

Cause: Null varrays passed or invalid input specified

Action: Specify properly formed varrays and valid options

ORA-55509: Creation of dependencies could not finish

Cause: One or more input transaction or any of its dependents are not committed or have been aborted after more than 1 minute of calling the backout function.

Action: Commit all the active transactions associated with this table and try again.

ORA-55510: Mining could not start

Cause: Mining could not start for the following reasons. 1. A logminer session was processing 2. The database was not mounted or not opened for read and write 3. Minimum supplemental logging was not enabled 4. Archiving was not enabled

Action: Fix the mentioned problems and try again. Note that if you enable supplemental logging now, you will not be able to remove a transaction that has committed without supplemental logging.

ORA-55511: Flashback Transaction experienced error in executing undo SQL

Cause: There was a constraint violation exception when executing in NOCASCADE_FORCE mode. Users could also get this error if appropriate supplemental logging is not enabled causing constraint dependencies to go unnoticed.

Action: Either use CASCADE or NONCONFLICT_ONLY options or add appropriate level for supplemental logging.

ORA-55512: Backing out PDML or XA-RAC transaction

Cause: One of the transactions in the dependency graph was a PDML transaction or a local transaction which is a branch of a global XA transaction, spanning multiple RAC instances. Currently flashback transaction does not support this type of transaction.

Action: None

ORA-55513: Backing out an AQ transaction

Cause: One of the transactions in the dependency graph touched an AQ table. As AQ externalizes database information, these transactions are not backed out, as the entire effects of the transaction cannot be seen from inside the database.

Action: None

ORA-55514: Backing out a DDL transaction

Cause: One of the transactions in the dependency graph is a DDL transaction and could not be backed out.

Action: None

ORA-55515: Mining sees input transaction changes without seeing transaction start

Cause: The start SCN provided was higher than the transaction start but below the transaction commit. The result was only partial changes for the given transaction.

Action: Please provide a lower scn hint to flashback transaction.

ORA-55516: Event to dump the LCR's seen by flashback transaction backout to trace file

Cause: None.

Action: Set it to 0 for real flashback transaction. If this is set, flashback transaction will not proceed.

ORA-55517: Internal use

Cause: None.

Action: None

ORA-55518: Mining across reset logs

Cause: Flashback Transaction Backout cannot work with missing changes. This error is thrown if we walk across a reset-logs branch, where we might have missed changes.

Action: If the user knows that the transaction happened in the current reset logs branch, then the SCN-hint is possibly incorrect. Provide an SCN in the current reset log branch.

ORA-55519: Supplemental logging not available for mining SCN range

Cause: Flashback Transaction cannot work if there are regions in the mining range where supplemental logging is not enabled.

Action: If you have provided a SCN/time hint which is approximate and far beyond the specified transaction start time, then readjust the SCN hint and try again. If the system has figured out the transaction start time or you are sure of the range, then the specified transaction cannot be backed out.

ORA-55520: Log record in compatibility lower than 11.0

Cause: The logical change record shows that the compatibility of the mined redo is lower than version 11.0. Flashback transaction works only on redo versions 11.0 and above.

Action: Advance the compatibility and try to back out transactions that have occurred after the compatibility increase.

ORA-55521: Transaction layer temp undo- miscellaneous debug event

ORA-55522: failed to extend temporary undo segment number *string*

Cause: A failure occurred when trying to extend the temporary undo segment.

Action: This is normally followed by another error message that caused the failure. Check the size of default the temporary tablespace.

ORA-55523: Transaction layer parallel transaction- miscellaneous debug event

ORA-55524: Too many recursive autonomous transactions for temporary undo

Cause: An attempt was made to issue too many recursive autonomous transactions causing the temporary undo segment to be out of slots.

Action: Reconnect to establish a new session and do not use deep nesting of autonomous transactions.

ORA-55525: cannot generate temporary undo in a distributed transaction

Cause: An attempt was made to generate temporary undo in a distributed transaction.

Action: Do not change temporary objects in a distributed transaction.

ORA-55526: temporary tablespace to store temporary undo not available

Cause: An attempt was made to generate temporary undo without adding temporary tablespace in the database.

Action: Add temporary tablespace prior to enabling temporary undo.

ORA-55527: Diagnostic event for external SCN-comparing errors

ORA-55528: maximum number of RECO sessions reached

Cause: To mitigate a potential denial-of-service (DoS) attack via the recoverer process (RECO), the creation of a new RECO session has been prevented, because the maximum number of RECO sessions has been reached.

Action: If there is a legitimate requirement for additional concurrent RECO sessions, adjust the values for the RECO parameters to allow more RECO sessions.

ORA-55529: value *string* of *string* is outside the valid range of 2 to 32765

Cause: An attempt was made to set the parameter to an invalid value.

Action: Specify a value between 2 and 32765, inclusive.

ORA-55550: Event to be used for testing ktubu extensions

Cause: None.

Action: None

ORA-55551: Trigger 4136 corruption

ORA-55552: Trigger 4137 corruption

ORA-55553: Trigger 4139 corruption

ORA-55554: Trigger 4140 corruption

ORA-55555: Trigger 4152 corruption

ORA-55556: Trigger 4143 corruption

ORA-55557: Trigger 4144 corruption

Cause: Above events used for testing corruption path

Action: None

ORA-55558: *string* is not a corrupted transaction

Cause: the given transaction is not in the corrupt list v\$corrupt_xid_list

Action: check v\$corrupt_xid_list

ORA-55559: Test proactive txn health check

ORA-55560: Test reactive txn health check

ORA-55561: Test 25027 corruption

ORA-55562: Not able to get TX enqueue, cannot force commit *string*

ORA-55563: *number* is not a valid undo segment number

Cause: the given usn is not a valid one

Action: check undo\$

ORA-55564: *string* is not a valid transaction id

Cause: the given txn is not a valid one

Action: check txn id

ORA-55565: *string* is not a valid undo segment number

Cause: the given usn is not a valid one

Action: check undo\$

ORA-55566: SQL statement issued when the database was not open for queries

Cause: Tried to access SMON time zone information when database was not open for queries.

Action: Reissue the SQL statement after the database is open for queries.

ORA-55567: The *_highthreshold_undoretention* value should be at least *string* based on the current undo retention settings.

Cause: The *_highthreshold_undoretention* value was not greater than or equal to the UNDO_RETENTION setting and the low threshold value used for tuning undo retention.

Action: Reissue the SQL statement with a higher value.

ORA-55568: The maximum query length (mql) value should be atmost *string* based on the current *_highthreshold_undoretention* setting.

Cause: The maximum query length (mql in minutes) was not less than or equal to half the *_highthreshold_undoretention* parameter setting.

Action: Reissue the SQL statement with a lower value for mql or increase the value of *_highthreshold_undoretention* parameter.

ORA-55569: The UNDO_RETENTION parameter value should be atmost *string*, the *_highthreshold_undoretention* setting.

Cause: The UNDO_RETENTION parameter value was not less than or equal to the *_highthreshold_undoretention* parameter setting.

Action: Reissue the SQL statement with a lower value for UNDO_RETENTION parameter or increase the value of *_highthreshold_undoretention* parameter.

ORA-55570: transaction layer debug trace event

ORA-55600: The table "*string*"."*string*" is already enabled for Flashback Archive

Cause: The specified table is already enabled for Flashback Archive.

Action: No action required.

ORA-55601: The table "string"."string" cannot be enabled for Flashback Archive

Cause: An attempt is made to enable Flashback Archive for a table which should never be enabled for Flashback Archive.

Action: Check the table name.

ORA-55602: The table "string"."string" is not enabled for Flashback Archive

Cause: An attempt was made to perform Flashback Archive operation on a table on which Flashback Archive is not enabled.

Action: Check the table name.

ORA-55603: invalid flashback archive or valid time period command

Cause: An invalid flashback archive or valid time period command was specified.

Action: Check the SQL statement.

ORA-55604: Incorrect tablespace is specified

Cause: An incorrect tablespace is specified for the Flashback Archive.

Action: Check the SQL statement and verify the possible causes, 1, the tablespace that was already used by the Flashback Archive. 2, the tablespace was not used by the Flashback Archive. 3, the tablespace block size is less than 8K. 4, the tablespace is a lost write tablespace

ORA-55605: Incorrect Flashback Archive is specified

Cause: An attempt was made to operate on a Flashback Archive that does not exist, or to create a Flashback Archive that already exists.

Action: Check the SQL statement.

ORA-55606: Event to modify archiver sleep time in seconds

Cause: 30 seconds is recommended as the archiver sleep time for tests.

Action: The default archiver sleep time is 300 seconds

ORA-55607: Event to enable debugging of archiver

Cause: The purpose of this event is for debugging.

Action: Attach to process specified.

ORA-55608: Default Flashback Archive does not exist

Cause: The default Flashback Archive did not exist.

Action: Create the default Flashback Archive first.

ORA-55609: Attempt to create duplicate default Flashback Archive

Cause: An attempt was made to create a default Flashback Archive while one already exists.

Action: No action required.

ORA-55610: Invalid DDL statement on history-tracked table

Cause: An attempt was made to perform certain DDL statement that is disallowed on tables that are enabled for Flashback Archive.

Action: No action required.

ORA-55611: No privilege to manage default Flashback Archive

Cause: An attempt was made to create, alter, or drop the default Flashback Archive.

Action: No action required.

ORA-55612: No privilege to manage Flashback Archive

Cause: An attempt was made to create, alter, or drop a Flashback Archive.

Action: No action required.

ORA-55613: Invalid Flashback Archive quota size

Cause: An attempt was made to specify invalid Flashback Archive quota size.

Action: Specify size in MB, GB, TB, PB, or EB.

ORA-55614: AUM needed for transactions on tracked tables

Cause: An attempt was made to execute DML on a tracked table without enabling Auto Undo Management.

Action: Disable tracking on the table or enable Auto Undo Management.

ORA-55615: Event to test archiver scheduled internal tasks

Cause: The purpose of this event is for testing.

Action: No action required.

ORA-55616: Transaction table needs Flashback Archiver processing

Cause: Too many transaction table slots were being taken by transactions on tracked tables.

Action: Wait for some amount of time before doing tracked transactions.

ORA-55617: Flashback Archive "*string*" runs out of space and tracking on "*string*" is suspended

Cause: Flashback archive tablespace quota is running out.

Action: Add tablespace or increase tablespace quota for the flashback archive.

ORA-55618: Insufficient privilege to grant Flashback Archive privilege

Cause: An attempt was made to grant Flashback Archive privilege.

Action: No action required.

ORA-55619: Invalid privilege to grant on Flashback Archive

Cause: An attempt was made to grant invalid privilege on a Flashback Archive object.

Action: Specify valid privilege.

ORA-55620: No privilege to use Flashback Archive

Cause: An attempt was made to enable Flashback Archive on a table without such privileges.

Action: No action required.

ORA-55621: User quota on tablespace "*string*" is not enough for Flashback Archive

Cause: An attempt was made to create or alter a Flashback Archive quota which is larger than the user's quota.

Action: No action required.

ORA-55622: DML, ALTER and CREATE UNIQUE INDEX operations are not allowed on table "*string*".*string*"

Cause: An attempt was made to write to or alter or create unique index on a Flashback Archive internal table.

Action: No action required. Only Oracle is allowed to perform such operations on Flashback Archive internal tables.

ORA-55623: Flashback Archive "*string*" is blocking and tracking on all tables is suspended

Cause: Flashback archive tablespace has run out of space.

Action: Add tablespace or increase tablespace quota for the flashback archive.

ORA-55624: The table "*string*"."*string*" cannot be enabled for Flashback Archive at this point

Cause: An attempt was made to enable Flashback Archive again on a table which was just disabled.

Action: Try again later.

ORA-55625: Cannot grant Flashback Archive privilege to a role

Cause: An attempt was made to grant or revoke Flashback Archive privilege to a role.

Action: No action required.

ORA-55626: Cannot remove the Flashback Archive's primary tablespace

Cause: An attempt was made to remove the primary tablespace of the Flashback Archive.

Action: No action required.

ORA-55627: Flashback Archive tablespace must be ASSM tablespace

Cause: An attempt was made to add a tablespace that was not an ASSM tablespace.

Action: Add tablespace that is created with segment space management auto.

ORA-55628: Flashback Archive supports Oracle 11g or higher

Cause: An attempt was made to create a Flashback Archive with incorrect compatible mode or without auto undo management.

Action: Use compatible mode equal to 11.0 or higher, and use auto undo management.

ORA-55629: Event to test Flashback Archiver internal management tasks

Cause: The purpose of this event is for testing.

Action: No action required.

ORA-55630: Flashback data archive cannot be enabled on a nested table, temporary table, external table, materialized view, AQ table, clustered table, or non-table object.

Cause: An attempt was made to enable flashback data archive on an object which is not supported by flashback data archive.

Action: Do not use the FLASHBACK ARCHIVE clause for this object.

ORA-55631: Table has columns with data types that are not supported by Flashback Data Archive

Cause: An attempt was made to add a column of data type that is not supported by Flashback Data Archive. Or, the table on which Flashback Data Archive is being enabled contains column(s) with data types not supported by Flashback Data Archive.

Action: Do not use FLASHBACK ARCHIVE clause for this object. If adding column, do not use LONG or Nested Table column data type.

ORA-55632: Tablespace has Flashback Archive tables

Cause: An attempt was made to remove a tablespace that has Flashback Archive tables.

Action: No action required.

ORA-55633: Cannot do DDL on Flashback Data Archive enabled table

Cause: An attempt was made to do DDL on tracked tables while one DDL is running.

Action: Retry the DDL at a later time.

ORA-55634: Unable to disassociate or re-associate Flashback Data Archive table "*string*".*string*"

Cause: Either an incorrect table name was used or an exclusive lock on the table could not be acquired.

Action: Check the table name and release locks on the table.

ORA-55635: Flashback Data Archive enabled table "*string*".*string*" is disassociated

Cause: An attempt was made to perform operation on a Flashback Data Archive enabled table that is currently disassociated for DDL.

Action: Retry the operation at a later time.

ORA-55636: Flashback Data Archive enabled table "*string*".*string*" has different definition from its history table

Cause: The Flashback Data Archive enabled table has different table definition from its history table.

Action: Fix the table definition.

ORA-55637: Flashback Data Archive enabled table "*string*".*string*" is not in the correct compliance mode for this operation

Cause: An attempt was made to perform disassociation operation on a Flashback Data Archive enabled table that is in compliance mode. Or, DDL are not supported on tables in noncompliance mode.

Action: Disable compliance mode before retrying the disassociation operation.

ORA-55638: DDL operations on Flashback Data Archive-enabled table are not allowed at this point

Cause: Flashback Data Archive could not acquire resources to complete the operation on Oracle RAC.

Action: Retry the DDL at a later time.

ORA-55639: Flashback Data Archive internal SQL error

Cause: Flashback Data Archive encountered internal SQL error.

Action: No action required.

ORA-55640: Insufficient privilege to perform the Flashback Data Archive operation

Cause: An attempt was made to disassociate tables enabled for Flashback Data Archive without the required privilege.

Action: No action required.

ORA-55641: Cannot drop tablespace used by Flashback Data Archive

Cause: An attempt was made to drop a Flashback Data Archive tablespace.

Action: Remove the tablespace from Flashback Data Archive before retrying the operation.

ORA-55642: Table has column names that are reserved by Flashback Data Archive

Cause: The table on which Flashback Data Archive is being enabled contains column(s) with names that are reserved by Flashback Data Archive.

Action: Rename column name before retry.

ORA-55643: cannot combine Flashback Data Archive operation with other operations

Cause: An attempt was made to combine the Flashback Data Archive operation with other ALTER TABLE operations.

Action: Ensure that Flashback Data Archive is the sole operation specified in ALTER TABLE statement.

ORA-55644: event to enable system column ORA_XID testing

Cause: The purpose of this event was for testing.

Action: No action required.

ORA-55645: Valid time period cannot be enabled on a nested table, temporary table, external table, materialized view, AQ table, clustered table, or non-table object.

Cause: An attempt was made to enable a valid time period on an object which is not supported by valid time period.

Action: Do not use a valid time period for this object.

ORA-55646: application already enabled for flashback archive

Cause: An attempt was made to enable flashback archive on an application for a second time.

Action: No need to enable flashback archive on this application.

ORA-55647: application not previously enabled for flashback archive

Cause: An attempt was made to disable flashback archive on an application that has not been enabled for flashback archive.

Action: No need to disable flashback archive on this application.

ORA-55648: table already added to application

Cause: An attempt was made to add a table to an application for a second time.

Action: Do not add a table to an application more than once.

ORA-55649: table not previously added to application

Cause: An attempt was made to remove a table that has not been added to an application.

Action: No need to remove table from application.

ORA-55650: application not registered for flashback archive

Cause: An attempt was made to access an application that has not been registered for flashback archive.

Action: Register the application before accessing it.

ORA-55651: application already registered for flashback archive

Cause: An attempt was made to register an application for flashback archive for a second time.

Action: No need to register this application for flashback archive.

ORA-55652: application already locked down

Cause: An attempt was made to lock down an application for a second time.

Action: No need to lock down this application.

ORA-55653: application not previously locked down

Cause: An attempt was made to unlock an application that was not previously locked down.

Action: No need to unlock this application.

ORA-55654: too many columns in the base table

Cause: An attempt was made to enable flashback archive on a base table with so many columns that the history table has no room for metadata columns.

Action: Have fewer columns in the base table.

ORA-55655: Flashback archive is being used by an application.

Cause: An attempt was made to drop the flashback archive, however, it was still being used by an application.

Action: Check the SYS_FBA_APP table to see which application is using the flashback archive. Drop the application before dropping the flashback archive.

ORA-55710: Unable to alter system parameter GLOBAL_TXN_PROCESSES at this time

Cause: The system was in the process of adjusting the number of global transaction background processes.

Action: Retry the operation at a later time.

ORA-55711: Unable to bind clusterwide global transactions to compatible undo

Cause: Undo tablespace was not onlined for automatic undo management.

Action: Create undo tablespace if it has not been created.

ORA-55712: XA transactions on RAC are not supported with GLOBAL_TXN_PROCESSES set to 0

Cause: The initialization parameter GLOBAL_TXN_PROCESSES was set to 0.

Action: Set the initialization parameter GLOBAL_TXN_PROCESSES to a value greater than 0.

ORA-55713: GLOBAL_TXN_PROCESSES cannot be set to 0 at runtime

Cause: An attempt was made to set initialization parameter GLOBAL_TXN_PROCESSES to 0 at runtime.

Action: Set the initialization parameter GLOBAL_TXN_PROCESSES to 0 before starting RAC instance to disable GTX background processes. Note that XA transactions are not supported on RAC database when GTX background processes are disabled.

ORA-55714: savepoint '*string*' disabled with interleaved changes across Oracle RAC instances

Cause: After the savepoints were established, interleaved changes were made across Oracle RAC instances within the clusterwide global transaction.

Action: Do not make interleaved changes across Oracle RAC instances after savepoints are established.

ORA-55800: NLS errors while processing Oracle number

Cause: Error occurred when trying to convert Oracle number to an integer.

Action: Check the input parameters.

ORA-55801: Event to control CR activity

Cause: The bit values that we consider. 0x1: Remove fix for bug 3514835 which could potentially throw more 8177 errors We have conservatively blocked some serializability errors, where there could potentially be a dependency between a service transaction in an index and forward going transaction.

Action: Set event 55801 to 1 to disable the bug fix, thereby reducing 8177 error, although it might cause some internal errors instead.

ORA-55903: Secure file log feature unimplemented: *string*

Cause: This feature has not been implemented yet.

Action: None

ORA-55904: Secure file log name too big

Cause: The specified log name was bigger than the maximum identifier supported in Oracle.

Action: Use a smaller log name.

ORA-55905: Secure file log *string* exists with same name

Cause: Create operation was attempted on an existing secure file log.

Action: Destroy the log with the specified name and retry.

ORA-55906: Secure file log [id: *string* name: *string*] does not exist

Cause: An open operation for read or write was attempted on a nonexistent log.

Action: Create the log and retry.

ORA-55907: Tablespace *string* does not exist for secure file log

Cause: The specified tablespace to keep the swap space for the secure file log does not exist.

Action: Retry with a different tablespace or create one with the specified name.

ORA-55908: Tablespace *string* does not support secure files

Cause: Specified tablespace to keep secure file logs did not support secure files.

Action: Provide a tablespace that supports secure files, or remove secure file options in the create statement.

ORA-55909: Create mode invalid: *string*

Cause: The mode to create the log was not supported, or there was a discrepancy between the in-memory log creation and the persistent definition already present.

Action: Retry by correcting the problem.

ORA-55910: Swap table *string* does not exist

Cause: The dictionary-provided swap name did not exist. This could be caused by an external dropping of the swap table without going through the secure file log API's. This means that all of the persistent part of the log was lost.

Action: Destroy the specified log and recreate from start.

ORA-55911: Log with id: *string* is being destroyed

Cause: A write, read or open operation was being tried on a log that was in the process of being destroyed.

Action: None

ORA-55912: Invalid thread Id provided to write to a threaded log

Cause: A valid thread Id was not provided in order to write to a threaded log. Thread Ids are used to partially order messages to the log from different writing processes.

Action: Provide a logical thread Id or use a nonthreaded log.

ORA-55913: Valid thread Id provided to a nonthreaded log

Cause: A valid logical thread Id was provided for a nonthreaded log. A partial order will not be maintained in a nonthreaded log and messages could be output in random order.

Action: Provide a null thread-id for a non-threaded log, or create a threaded log to do what is required.

ORA-55914: An invalid descriptor was passed to a log operation. Reason: *string*

Cause: An invalid or uninitialized descriptor was found while doing a secure file log read or write.

Action: Provide a properly initialized descriptor created by log open.

ORA-55915: Invalid option: *string*

Cause: An invalid option was passed for a log operation.

Action: Check the cause and retry.

ORA-55916: Message too long

Cause: The log is opened with split messages across buffers set to false. However, the message size is bigger than what can be fit in one buffer.

Action: Write the message in smaller segments or allow split messages while creating the log.

ORA-55917: Table flush I/O failed for log ID: *string* bucket ID: *string*

Cause: Table flush I/O failed. The most common cause for this could be out-of-space errors in the tablespace.

Action: Resolve the underlying problem and retry.

ORA-55918: Required buffer size too big

Cause: The buffer size was greater than 16K. Secure file logging supports buffer sizes of 4K, 8K and 16K. The only reason a large buffer size is required is if split message is set to false, and the potential message is large.

Action: Request a smaller buffer size, or try to use smaller message segments.

ORA-55919: destroying, purging or partitioning log while writers or readers have open descriptors

Cause: The method to destroy, purge or partition log was called and requested to wait for open descriptors. After waiting for 5 minutes, an error is returned if writers or readers still exist.

Action: Close all open descriptors or call destroylog, purgelog or createpartition with the option of not waiting for open descriptors.

ORA-55920: Buffer sequence is too low

Cause: The buffer sequence was too low or rows were removed from the swap table.

Action: Try to read from a higher sequence. Note, that the data in buffer with this sequence has been lost.

ORA-55921: Start point provided is incorrect.

Cause: The provided start point, from which to begin reading, was incorrect.

Action: Provide a minimum SCN, timestamp or sequence or specify that reading should begin with the oldest data available.

ORA-55922: PL/SQL API error: *string*

Cause: PL/SQL callbacks had a problem

Action: Consider the problem string and act appropriately

ORA-55923: PL/SQL maximum number of array elements exceeded

Cause: Number of elements in an array write exceeded the maximum limit 100 message segments in one write.

Action: Try a write buffered with multi-segment write or reduce the element count in the array write.

ORA-55924: PL/SQL encountered a NULL element in the array

Cause: A null element was encountered during an array write.

Action: Provide non-null VARCHAR2 or RAW elements as an array element.

ORA-55925: write end called without proper write start

Cause: An attempt was made to end write without a corresponding start write.

Action: Write starts and ends must be called in the right order for writing piecewise or use a write whole option which does not need an explicit start or end.

ORA-55926: Closing log descriptor before calling write end

Cause: An attempt was made to close the log descriptor before the corresponding write end.

Action: Write end should be called before closing the log write descriptor

ORA-55927: No tablespace found for the log

Cause: No suitable tablespace was found for the log.

Action: Provide a tablespace and retry log creation.

ORA-55928: Duplicate tablespace being added

Cause: The tablespace being added for the named log already existed in the list of tablespaces available for this log.

Action: The user should provide a different tablespace for addition to the list of available tablespaces for the named log.

ORA-55929: Creating new partition when current partition is empty

Cause: An attempt was made to create a new partition for the named log when the current partition is empty.

Action: Do not attempt to create a new partition when the current partition is still empty.

ORA-55930: Version of log, identified by (logname, instanceid), does not exist

Cause: Version of log, identified by (logname, instanceid), did not exist.

Action: Provide the correct (logname, instanceid) input.

ORA-55931: The highest partition of log, identified by (logname, instanceid), does not exist

Cause: The highest partition of log, identified by (logname, instanceid), did not exist.

Action: Provide the correct (logname, instanceid) input.

ORA-55932: No SGA memory available for buffers

Cause: An attempt was made to create a secure file log with no available memory for buffers.

Action: Set SECUREFILE_LOG_SHARED_POOL_SIZE to allocate adequate memory.

ORA-55933: invalid log owner provided

Cause: The user provided did not own the secure file log under consideration.

Action: Provide the correct owner of the secure file log.

ORA-55934: invalid user ID provided

Cause: The specified user ID did not exist in the database.

Action: Provide a valid database user ID.

ORA-55935: invalid user name provided

Cause: The specified user name did not exist in the database.

Action: Provide a valid database user name.

ORA-55936: user ID mismatch

Cause: The user ID provided did not own the secure file log under consideration.

Action: Provide the correct owner of the secure file log.

ORA-55937: storage already associated with the secure file log

Cause: An attempt was made to associate storage with a secure file log which already has storage.

Action: Do not attempt to associate storage with a secure file log which already has associated storage.

ORA-55938: no flush callback associated with the secure file log

Cause: Flush callback was not associated with the secure file log under consideration.

Action: The secure file log needs to be re-created with valid flush callback.

ORA-55939: database is not open for attempted operation

Cause: The attempted operation failed because the database is not yet open.

Action: Resubmit the operation when the database opens.

ORA-55940: An error occurred during execution of ktliIngestExternData.

Cause: An error occurred during execution of ktliIngestExternData.

Action: See the message associated with the error for remedial action.

ORA-55941: DML and DDL operations are not allowed on table "string"."string"

Cause: A DML or DDL operation was attempted on a Common Logging Infrastructure internal table.

Action: No action required. Only Oracle is allowed to perform such operations on Common Logging Infrastructure internal tables.

ORA-55942: read not started for read descriptor of the secure file log

Cause: An attempt was made to get a readsavpoint before ktliRead successfully returned a message, using the secure file log descriptor under consideration.

Action: Execute a ktliRead, which returns a message using the secure file log descriptor, before attempting to get a readsavpoint.

ORA-55943: unsupported verison in readsavpoint of the secure file log

Cause: An attempt was made to open a secure file log with a readsavpoint which had unsupported version.

Action: Contact Oracle Support Services.

ORA-55944: External flush I/O failed for log ID: *string* bucket ID: *string*

Cause: External flush I/O failed.

Action: Resolve the underlying problem and retry.

ORA-55945: tablespace name not specified

Cause: The tablespace needed to keep the swap space for the secure file log has not been provided by the user.

Action: Retry the operation with the appropriate tablespace name.

ORA-55946: operation failed due to CrossInstanceCall failure - *string string*

Cause: The operation failed due to a CrossInstanceCall failure. Check the trace files on remote instances for the underlying problem.

Action: Resolve the underlying problem and retry.

ORA-55947: message too long

Cause: The message length was greater than what the Secure file log supports.

Action: Provide the message with a length that the Secure file log supports and retry the operation.

ORA-55948: flush threshold is invalid

Cause: The flush threshold specified for the secure file log is invalid.

Action: The flush threshold for secure file log must be an integer greater than or equal to 1 and less than or equal to 100.

ORA-55949: swap table of secure file log (*string, string*) does not exist

Cause: The swap table of secure file log did not exist. This could be caused by an external dropping of the swap table without going through the secure file log API's. This means that all of the persistent parts of the log were lost.

Action: Destroy the specified log and re-create it from the start.

ORA-55950: storage not associated with the secure file log [name: *string*]

Cause: An attempt was made to import data from an external source into a secure file log which is not associated with tablespace storage.

Action: Associate tablespace storage with a secure file log before importing data from an external source.

ORA-56500: DRCP: Pool not found

Cause: The pool name passed was either null or an invalid pool name.

Action: Input a valid pool name.

ORA-56501: DRCP: Pool startup failed

Cause: The connection pool failed to start up.

Action: Check logs for details.

ORA-56502: DRCP: Pool is inactive

Cause: The operation is only supported on an active pool.

Action: Start the pool.

ORA-56503: DRCP: Pool is active

Cause: The operation is only supported on an inactive pool.

Action: Shutdown the pool.

ORA-56504: DRCP: Invalid pool configuration parameter name

Cause: The configuration parameter name is null or invalid input.

Action: Input a valid configuration parameter name.

ORA-56505: DRCP: Invalid pool configuration parameter value

Cause: The configuration parameter value is null or invalid input.

Action: Input a valid configuration parameter value.

ORA-56506: DRCP: Pool shutdown failed

Cause: Connection pool failed to shutdown.

Action: Check logs for details.

ORA-56507: DRCP: Pool alter configuration failed

Cause: Connection pool failed to configure pool.

Action: Check logs for details.

ORA-56508: DRCP: Pool startup failed

Cause: Connection Broker failed to startup the pool.

Action: Check logs for details.

ORA-56509: DRCP: Pool shutdown failed

Cause: Connection Broker failed to shutdown the pool.

Action: Check logs for details.

ORA-56510: DRCP: Pool alter configuration failed

Cause: Connection Broker failed to configure the pool.

Action: Check logs for details. For the NUM_CBROK and MAXCONN_CBROK values, if the initialization parameter CONNECTION_BROKERS contains a (TYPE=POOLED) entry, then use the parameter instead to update these values.

ORA-56511: DRCP: Cross instance synchronization failed

Cause: Publish message to all RAC instances failed.

Action: Check logs for details.

ORA-56512: DRCP: Failed to synchronize RAC instances [*string*]

Cause: Some of the RAC instances were not synchronized.

Action: Perform the same operations on all the failed instances.

ORA-56513: DRCP: Cannot perform requested operation using pooled connection

Cause: This operation was not supported using connections from a pool.

Action: Use a regular connection to perform this operation.

ORA-56514: DRCP: invalid value for maximum number of connections to Connection broker

Cause: The value passed exceeded the maximum allowed.

Action: No action required. The maximum number of connections was automatically set to the maximum allowed value.

ORA-56515: DRCP: Operation not allowed from a Pluggable Database

Cause: The operation was not allowed in Database Resident Connection Pooling when connected to a Pluggable Database.

Action: Connect to the root database and retry the same operation.

ORA-56600: DRCP: Illegal call [*string*]

Cause: An illegal OCI function call was issued.

Action: Check the documentation for Database Resident Connection Pool (DRCP) usage.

ORA-56601: DRCP: Illegal connection class

Cause: Wrong value for connection class was given.

Action: Check the documentation for Database Resident connection pool usage.

ORA-56602: DRCP: Illegal purity

Cause: Wrong value for purity was provided.

Action: Check the documentation for Database Resident connection pool usage.

ORA-56603: DRCP: Internal error

Cause: Malformed input values.

Action: Input well-formed values.

ORA-56604: DRCP: Length[*string*] for *string* exceeded the MAX allowed

Cause: Length exceeded MAX for the value.

Action: Use a value within the MAX allowed.

ORA-56605: DRCP: Session switching and migration not allowed

Cause: Application tried to switch or migrate session across connections.

Action: This usage is irrelevant in the Database Resident connection pooling context and is not supported. Release existing session.

ORA-56606: DRCP: Client version does not support the feature

Cause: The client version is lower than 11g.

Action: Upgrade to a higher client version or turn off (SERVER=POOLED) in the connect string.

ORA-56607: DRCP: Connection is already authenticated

Cause: Attempt to reauthenticate the connection which is authenticated.

Action: Logoff the connection before reauthenticating.

ORA-56608: DRCP: Server Group feature is not supported

Cause: Server Group attribute was set on the server handle, connected to a Database Resident connection pool.

Action: Do not set Server Group attribute on server handles while using Database Resident connection pool.

ORA-56609: Usage not supported with DRCP

Cause: This usage was not supported on a DRCP connection.

Action: Use a dedicated connection to perform this task.

ORA-56610: Multi-property fix up callback error

Cause: The multi-property fix up callback encountered an error or was not able to fix up all the properties.

Action: Correct the multi-property fix up callback.

ORA-56611: DRCP: Timeout while waiting for a server

Cause: The value of SERVER_WAIT_TIMEOUT was reached while waiting for a server.

Action: Check the Database Resident Connection Pool (DRCP) to see why servers are not being freed in a timely manner.

ORA-56612: PL/SQL fix up callback only supported with multi-property tagging

Cause: PL/SQL fix up callback was specified without multi-property tagging.

Action: Either remove the PL/SQL fix up callback or use multi-property tagging.

ORA-56700: plan *string* is a subplan and SUB_PLAN attribute cannot be modified

Cause: An attempt was made to modify the SUB_PLAN attribute of the specified plan.

Action: Do not attempt to modify the SUB_PLAN attribute.

ORA-56701: INTERNAL_USE attribute of consumer group *string* cannot be modified

Cause: An attempt was made to modify the INTERNAL_USE attribute of the specified consumer group.

Action: Do not attempt to modify the INTERNAL_USE attribute.

ORA-56702: consumer group *string* is for internal use only and cannot be a switch target

Cause: An attempt was made to specify an INTERNAL_USE consumer group as a switch target.

Action: Do not attempt to switch to INTERNAL_USE consumer groups.

ORA-56703: VKTM process died unexpectedly

Cause: An explicit kill or internal error caused the death of VKTM background process.

Action: Restart the instance.

ORA-56704: EXPLICIT consumer group mapping priority must be set to 1

Cause: An attempt was made to set the EXPLICIT mapping priority to a value other than 1.

Action: Set the mapping priorities to unique integers within the documented range with the EXPLICIT priority set to 1.

ORA-56705: I/O calibration already in progress

Cause: An attempt was made to run a second instance of I/O Calibration

Action: Wait until the first I/O calibration run is complete; then, retry the operation.

ORA-56706: The specified Resource Manager plan is a subplan and cannot be set as a top-level plan

Cause: An attempt was made to set a subplan as a top-level plan.

Action: Do not attempt to set subplans as top-level plans.

ORA-56707: INTERNAL_QUIESCE plan cannot be specified as a top-level Resource Manager plan

Cause: An attempt was made to specify INTERNAL_QUIESCE as a top-level Resource Manager plan.

Action: Do not attempt to set INTERNAL_QUIESCE as a Resource Manager plan.

ORA-56708: Could not find any datafiles with asynchronous i/o capability

Cause: There are no datafiles which are asynchronous I/O capable.

Action: Make sure asynchronous i/o is permitted to datafiles.

ORA-56709: timed_statistics set to FALSE

Cause: timed_statistics parameter in database is set to FALSE. Needs to be enabled for calibration.

Action: set timed_statistics=TRUE in init.ora or "alter system set timed_statistics=TRUE"

ORA-56710: DBRM process died unexpectedly

Cause: An explicit kill or internal error caused the death of the DBRM background process.

Action: Restart the instance.

ORA-56711: string is an invalid string argument

Cause: The named argument is invalid.

Action: Specify a valid argument for this procedure.

ORA-56713: insufficient Resource Manager privileges

Cause: An attempt was made to execute administration procedures from the DBMS_RESOURCE_MANAGER package without the appropriate privilege. The procedure requires the Resource Manager system privilege.

Action: Ask the database administrator to grant the Resource Manager system privilege to the user.

ORA-56714: Plan name *string* exceeds the maximum length allowed

Cause: Plan name is greater than 30 characters long.

Action: Do not exceed 30 characters when naming a resource plan.

ORA-56715: *string* resource plan contains a reserved word

Cause: The specified plan name is prefixed with a reserved prefix such as FORCE or SCHED.

Action: Do not prefix resource plan name with FORCE or SCHED.

ORA-56716: Category *string* does not exist

Cause: A non-existent category was specified as an argument to a procedure in the package, DBMS_RESOURCE_MANAGER.

Action: Specify an existing category name or create a new category with this name.

ORA-56717: switch directives are set without a corresponding SWITCH_GROUP

Cause: The plan directive contained a switch directive (SWITCH_TIME, SWITCH_IO_REQS, or SWITCH_IO_MEGABYTES) without a SWITCH_GROUP.

Action: Specify a SWITCH_GROUP parameter in the plan directive.

ORA-56718: Timeout occurred while setting resource plan

Cause: A timeout occurred while waiting for one or more RAC instances to set the resource plan.

Action: Since the resource plan may have actually been set successfully, first check the current resource plan for each instance by querying gv\$src_plan. If the resource plan was not successfully set on all instances, then retry the operation.

ORA-56719: Error spawning or communicating with calibration slave

Cause: An error occurred in calibration slave process - Calibration process aborted.

Action: Review trace files for errors.

ORA-56720: I/O data limit exceeded - call aborted

Cause: The Resource Manager SWITCH_IO_MEGABYTES limit was exceeded.

Action: Reduce the complexity of the update or query, or contact your database administrator for more information.

ORA-56721: I/O data limit exceeded - session terminated

Cause: The Resource Manager SWITCH_IO_MEGABYTES limit was exceeded.

Action: Reduce the complexity of the update or query, or contact your database administrator for more information.

ORA-56722: I/O request limit exceeded - call aborted

Cause: The Resource Manager SWITCH_IO_REQS limit was exceeded.

Action: Reduce the complexity of the update or query, or contact your database administrator for more information.

ORA-56723: I/O request limit exceeded - session terminated

Cause: The Resource Manager SWITCH_IO_REQS limit was exceeded.

Action: Reduce the complexity of the update or query, or contact your database administrator for more information.

ORA-56724: ksfd calibration tracing

ORA-56725: Could not spawn additional calibration slaves

Cause: An error occurred when spawning calibration slave process - Calibration process aborted.

Action: Check OS resources required for spawning processes

ORA-56726: Category *string* is referred to by a consumer group and cannot be deleted

Cause: An attempt was made to delete a category that is referred to by a consumer group.

Action: Modify or remove all consumer groups that use this category and then retry.

ORA-56727: Orion (*string*) must be invoked using its full, absolute path

Cause: Orion is spawning a child process and cannot determine the location of the executable.

Action: Use the full, absolute path for Orion.

ORA-56728: SQL blocks cannot be nested

Cause: An attempt was made to start an SQL block using DBMS_RESOURCE_MANAGER.BEGIN_SQL_BLOCK() while already inside an SQL block.

Action: Close the existing SQL block using DBMS_RESOURCE_MANAGER.BEGIN_SQL_BLOCK() or remove this call.

ORA-56729: Failed to bind the database instance to processor group *string*

Cause: Binding the database instance to the processor group specified by the PROCESSOR_GROUP_NAME parameter failed.

Action: Set the PROCESSOR_GROUP_NAME to a valid, configured processor group and restart the database instance.

ORA-56730: pluggable database plan *string* may not specify parameter *string*

Cause: Resource plans inside a pluggable database attempted to use the following parameters: MGMT_P2, MGMT_P3, MGMT_P4, MGMT_P5, MGMT_P6, MGMT_P7, MGMT_P8

Action: Remove these parameters and try again.

ORA-56731: pluggable database plan *string* may not use subplans

Cause: An attempt was made to set a resource plan that contains subplans. Subplans are not supported in pluggable databases (PDBs).

Action: Specify a valid PDB resource plan or modify the specified plan to remove the subplan directives.

ORA-56732: value *string* for *string* is outside valid range of 0 to 4294967295

Cause: An invalid value was specified for a plan directive parameter.

Action: Specify a value between 0 and 4294967295, inclusive.

ORA-56733: logical I/O limit exceeded - call aborted

Cause: The Resource Manager SWITCH_IO_LOGICAL limit was exceeded.

Action: Reduce the complexity of the update or query, or contact your database administrator for more information.

ORA-56734: logical I/O limit exceeded - session terminated

Cause: The Resource Manager SWITCH_IO_LOGICAL limit was exceeded.

Action: Reduce the complexity of the update or query, or contact your database administrator for more information.

ORA-56735: elapsed time limit exceeded - call aborted

Cause: The Resource Manager SWITCH_ELAPSED_TIME limit was exceeded.

Action: Reduce the complexity of the update or query, or contact your database administrator for more information.

ORA-56736: elapsed time limit exceeded - session terminated

Cause: The Resource Manager SWITCH_ELAPSED_TIME limit was exceeded.

Action: Reduce the complexity of the update or query, or contact your database administrator for more information.

ORA-56737: SWITCH_GROUP is set without a corresponding switch directive

Cause: The plan directive specified a value for SWITCH_GROUP without specifying one of the following switch directives: - SWITCH_TIME - SWITCH_IO_REQS - SWITCH_IO_MEGABYTES - SWITCH_ELAPSED_TIME - SWITCH_IO_LOGICAL

Action: Specify a switch directive or remove SWITCH_GROUP directive.

ORA-56738: CDB resource plan *string* has more than *string* profile directives.

Cause: An attempt was made to create or update the specified multitenant container database (CDB) resource plan to use more than the supported number of profile directives.

Action: Remove the directives for profiles that are not active on this database.

ORA-56739: cannot modify max_iops or max_mbps parameter

Cause: An attempt was made to alter the Resource Manager max_iops or max_mbps parameter in a non-consolidated database.

Action: max_iops and max_mbps are pluggable database (PDB) only parameters and cannot be altered in non-consolidated databases. The max_iops and max_mbps parameters can only be altered from a PDB.

ORA-56740: Resource plan *string* does not contain mandatory group *string*.

Cause: An attempt was made to create or set a resource manager plan that does not contain a consumer group mandated by the administrator. The specified plan has too many plan directives for the system to automatically add the mandatory consumer group.

Action: Modify the plan to contain the mandatory consumer group, or reduce the number of plan directives so that the system can automatically add the mandatory consumer group.

ORA-56741: The specified plan uses multilevel management directives and cannot be set in a pluggable database.

Cause: An attempt was made to set a resource plan that contains multilevel management directives: MGMT_P2, MGMT_P3, MGMT_P4, MGMT_5, MGMT_P6, MGMT_P7, or MGMT_P8. Multilevel management directives are not supported in pluggable databases (PDBs).

Action: Specify a valid PDB resource plan or modify the specified plan to be a single level plan, using only the MGMT_P1 or SHARES directives.

ORA-56742: cannot modify max_iops or max_mbps parameter on Oracle Exadata
Cause: An attempt was made to alter the Resource Manager max_iops or max_mbps parameter on an Oracle Exadata system.

Action: The max_iops and max_mbps parameters cannot be altered on Oracle Exadata systems. Use Oracle Exadata I/O Resource Manager to manage I/Os on Oracle Exadata.

ORA-56743: memory_min (string) cannot exceed memory_limit (string) in the CDB plan 'string' for the pluggable database 'string'

Cause: An attempt was made to create a multitenant container database (CDB) plan directive where memory_min was greater than memory_limit.

Action: Change the CDB plan directive so that memory_min is less than memory_limit.

ORA-56744: memory_min (string) cannot exceed memory_limit (string) in the CDB plan 'string' for the profile 'string'

Cause: An attempt was made to create a multitenant container database (CDB) plan directive where memory_min was greater than memory_limit.

Action: Change the CDB plan directive so that memory_min is less than memory_limit.

ORA-56745: invalid value string for parameter string; must be smaller than parameter string

Cause: The value for this parameter was invalid.

Action: Choose a value as indicated by the message.

ORA-56746: invalid value string for parameter string; must be smaller than string% % of parameter string

Cause: The value for this parameter was invalid.

Action: Choose a value as indicated by the message.

ORA-56747: invalid value string for parameter string; must be smaller than parameter string of the root container

Cause: The value for this parameter was invalid.

Action: Choose a value as indicated by the message.

ORA-56748: invalid value string for parameter string; must be smaller than string% % of parameter string of the root container

Cause: The value for this parameter was invalid.

Action: Choose a value as indicated by the message.

ORA-56749: invalid value string for parameter string; must be larger than parameter string

Cause: The value for this parameter was invalid.

Action: Choose a value as indicated by the message.

ORA-56750: invalid value string for parameter string; must be larger than string%% of parameter string

Cause: The value for this parameter was invalid.

Action: Choose a value as indicated by the message.

ORA-56800: DSKM process died unexpectedly

Cause: An explicit kill or internal error caused the death of the DSKM background process.

Action: Restart the instance.

ORA-56840: LIBCELL API error in Master Diskmon

Cause: A LIBCELL operation in Master Diskmon failed.

Action: Look in the \$ORA_CRS_HOME/log/*hostname*/diskmon/diskmon.log file for additional error information.

ORA-56841: Master Diskmon cannot connect to a CELL

Cause: A LIBCELL operation from Master Diskmon failed to create a network connection to the target CELL.

Action: Look in the \$ORA_CRS_HOME/log/*hostname*/diskmon/diskmon.log file for additional error information.

ORA-56842: LIBCELL operation network error in Master Diskmon

Cause: A LIBCELL operation in Master Diskmon failed because of a network error.

Action: Look in the \$ORA_CRS_HOME/log/*hostname*/diskmon/diskmon.log file for additional error information.

ORA-56843: LIBCELL SKGXP error in Master Diskmon

Cause: A LIBCELL operation from Master Diskmon failed because of an SKGXP network layer error.

Action: Look in the \$ORA_CRS_HOME/log/*hostname*/diskmon/diskmon.log file for additional error information.

ORA-56864: Master Diskmon "stringstring" operation cannot complete because of a LIBCELL network error

Cause: A LIBCELL operation between Master Diskmon and a CELL failed because of a network error.

Action: Look in the \$ORA_CRS_HOME/log/*hostname*/diskmon/diskmon.log file for additional error information.

ORA-56865: Invalid IP address in CELLINIT.ORA

Cause: One or more of the specified IP addresses in CELLINIT.ORA is not valid.

Action: Check that all IP addresses in CELLINIT.ORA are valid.

ORA-56866: No IP parameter

Cause: No IP address is set in CELLINIT.ORA.

Action: Check that one or more valid IP addresses are set in CELLINIT.ORA.

ORA-56867: Cannot connect to Master Diskmon on pipe "string"

Cause: Master Diskmon was not running or the listening pipe was deleted.

Action: Look at the \$ORA_CRS_HOME/log/*hostname*/diskmon/diskmon.log, \$ORA_CRS_HOME/log/*hostname*/hasmsgs.log and \$ORA_CRS_HOME/log/*hostname*/alerthostname.log for additional error information.

ORA-56868: Duplicate IP address in CELLINIT.ORA

Cause: One or more of the specified IP addresses in CELLINIT.ORA was repeated.

Action: Check that all IP addresses in CELLINIT.ORA are unique.

ORA-56870: Attempt to register dead cell with Master Diskmon

Cause: An attempt was made by a process to register a cell that is known to be down.

Action: None

ORA-56900: bind variable is not supported inside pivot | unpivot operation

Cause: Attempted to use bind variables inside pivot | unpivot operation.

Action: This is not supported.

ORA-56901: non-constant expression is not allowed for pivot | unpivot values

Cause: Attempted to use non-constant expression for pivot | unpivot values.

Action: Use constants for pivot | unpivot values.

ORA-56902: expect aggregate function inside pivot operation

Cause: Attempted to use non-aggregate expression inside pivot operation.

Action: Use aggregate function.

ORA-56903: sys_op_pivot function is not allowed here

Cause: invalid use of sys_op_pivot function.

Action: Remove sys_op_pivot function.

ORA-56904: pivot value must have datatype that is convertible to pivot column

Cause: Datatype of pivot value is not convertible to the datatype of pivot column.

Action: Check and correct pivot value.

ORA-56905: pivot | unpivot operations are not supported on lateral views

Cause: An attempt was made to do a pivot or unpivot operation on a lateral view.

Action: This is not supported.

ORA-56906: pivot column or pivot value is too large

Cause: Either the combined column size for multicolumn pivot was too large or a multicolumn pivot value was too large.

Action: This is not supported.

ORA-56920: a prepare or upgrade window or an on-demand or datapump-job loading of a secondary time zone data file is in an active state

Cause: A prepare or upgrade window was started or an on-demand or datapump-job loading of a secondary time zone data file was done.

Action: Make sure there is no active prepare or upgrade window and no active on-demand or datapump-job loading of a secondary time zone data file.

ORA-56921: invalid time zone version

Cause: Invalid time zone version passed.

Action: Check and correct the time zone version.

ORA-56922: Starting a prepare window failed

Cause: Error(s) occurred when starting a prepare window.

Action: Check alert or trace file for error(s).

ORA-56923: database properties related to time zone version are not set up properly

Cause: There were no database properties related to time zone version in dictionary table sys.props\$.

Action: Contact Oracle Support Services.

ORA-56924: prepare window does not exist

Cause: There was no active prepare window.

Action: None

ORA-56925: Ending a prepare window failed

Cause: Error(s) occurred when ending a prepare window.

Action: Check alert or trace file for error(s).

ORA-56926: database must be in UPGRADE mode in order to start an upgrade window

Cause: Database was not in UPGRADE mode.

Action: Restart database in UPGRADE mode.

ORA-56927: Starting an upgrade window failed

Cause: Error(s) occurred when starting an upgrade window.

Action: Check alert or trace file for error(s).

ORA-56928: upgrade window does not exist

Cause: There was no active upgrade window.

Action: None

ORA-56929: Ending an upgrade window failed

Cause: Ending an upgrade window failed or there were tables containing TSTZ data which have not been upgraded.

Action: Check alert or trace file for error(s) or complete upgrading of tables containing TSTZ data.

ORA-56930: database must be restarted before performing upgrade of user tables

Cause: Database was not restarted after starting an upgrade window.

Action: Restart database.

ORA-56931: inconsistent DST patching state found

Cause: DST patching was in an inconsistent state.

Action: Contact Oracle Support Services.

ORA-56932: "string"."string" does not exist

Cause: Specified table name was invalid.

Action: Check the existence of the specified table name.

ORA-56933: Table creation failed

Cause: Error(s) occurred when creating the table.

Action: Check the error.

ORA-56934: database property DST_UPGRADE_STATE for datapump job is in an inconsistent state

Cause: Database property DST_UPGRADE_STATE was not recorded correctly.

Action: Check the alert file.

ORA-56935: existing datapump jobs are using a different version of time zone data file

Cause: An attempt was made from a datapump job to request a different version of time zone data file from the one used by existing datapump jobs.

Action: Wait until existing datapump jobs unload the secondary time zone data file.

ORA-56936: datapump jobs are utilizing secondary time zone data file

Cause: An on-demand loading of secondary time zone data file was requested when there was a secondary time zone data file already loaded in the database utilized by existing datapump jobs.

Action: Wait until existing datapump jobs unload the secondary time zone data file.

ORA-56937: failed to load the secondary time zone data file

Cause: Attempt to load the secondary timezone data file failed.

Action: Check alert or trace files for error(s).

ORA-56938: no secondary time zone data file being loaded by on-demand or a datapump job

Cause: There was no secondary timezone data file being loaded by on-demand or a datapump job.

Action: None

ORA-56939: failed to unload the secondary time zone data file

Cause: Attempt to unload the secondary timezone data file failed.

Action: Check alert or trace files for error(s).

ORA-56950: Invalid value for incident identifier

Cause: Invalid incident identifier argument passed.

Action: Check and correct the identifier

ORA-56971: Invalid set of export options

Cause: The options specified are inconsistent

Action: Check and a consistent set of option parameters

ORA-56972: referenced file not found

Cause: One of the file specified in the test case package is missing

Action: rebuild the SQL test case or make sure that all the referenced files are readable and located in the same directory as the SQL test case manifest.

ORA-56973: import options do not match export options

Cause: The import options specified do not match the export options

Action: Check that import is being invoked with the same values for options like export environment, export data and export metadata

ORA-56974: Invalid set of import options

Cause: The import options specified are inconsistent

Action: Check that import options are consistent and have valid values

ORA-56975: invalid SQL_ID

Cause: The SQL_ID specified was incorrect.

Action: Cross check SYS.V\$SQL for the existence of SQL_ID.



ORA-57000 to ORA-59800

ORA-57000: TimesTen IMDB error: *string*

Cause: An error occurred during a TimesTen operation.

Action: Look up the error code in the TimesTen error documentation to diagnose.

ORA-57005: TimesTen Grid transient transaction failure: *string*

Cause: A transaction failed because a TimesTen Grid element was temporarily unreachable.

Action: Roll back the transaction and immediately retry.

ORA-57006: TimesTen Grid transaction failure: *string*

Cause: A transaction failed because a TimesTen Grid element was temporarily unreachable.

Action: Roll back the transaction, wait for the element to recover, and retry the transaction. Element recovery may require administrator action.

ORA-57007: TimesTen Grid transient statement failure: *string*

Cause: A statement failed because a TimesTen Grid element was temporarily unreachable.

Action: Immediately retry the current statement.

ORA-57008: TimesTen Grid statement failure: *string*

Cause: A TimesTen Grid element is temporarily unavailable.

Action: Wait for the element to recover and retry the current statement. Element recovery may require administrator action.

ORA-59000: not all rebalance phases were run

Cause: The previous rebalance for the group did not run all of the phases.

Action: See GV\$ASM_OPERATION for more details. Run all rebalance phases using the ALTER DISKGROUP REBALANCE command.

ORA-59001: Disk '*string*' must be online before disk '*string*'.

Cause: An attempt was made to online a disk that contains old copies of the data present in another offline disk.

Action: Online the disks in the correct order. FORCE option may be used to override this check.

ORA-59002: Disk revalidation failed for ASM disk group '*string*' on instance *string* due to ORA-*string*.

Cause: The disk revalidation failure could be due to various reasons. Signaling ORA-15020 during discovery was a probable one. See the alert log for more details.

Action: Ensure that the disks in operation are visible to all the nodes in the cluster before issuing a retry.

ORA-59003: database is not prepared for split.

Cause: Split was issued on a database which is not prepared.

Action: Prepare the database before issuing split on it.

ORA-59004: No rebalance is running for group *string*.

Cause: An attempt was made to modify the property of a rebalance that was not running.

Action: Issue the ALTER DISKGROUP REBALANCE command without the MODIFY keyword to schedule another rebalance.

ORA-59005: Oracle ASM IO Server functionality is not supported on this platform.

Cause: This platform did not support ASM IO Server functionality.

Action: Refer to the documentation for the list of platforms that support Oracle ASM IO Server functionality and consider moving to one of those platforms.

ORA-59006: connection request from stale database instance is rejected.

Cause: The database instance was attempting to fail over from a stale IO Server cluster.

Action: Restart the database instance to initiate a new connection.

ORA-59007: cannot find a usable network from the client

Cause: The database instance was not using any of the configured ASM networks.

Action: Check the ASM network configuration in the database instance.

ORA-59008: All configured ASM networks are unusable.

Cause: All configured ASM networks encountered an error. ASM IO Server was unable to proceed.

Action: Check the status of the configured ASM network interfaces. Restart the ASM IO Server instance after the interfaces become operational.

ORA-59009: ASM IO Server instance is not ready to accept clients.

Cause: ASM IO Server instance was not ready to accept clients.

Action: Execute 'alter system enable client access' for ASM IO Server instance to accept clients.

ORA-59010: cannot SHUTDOWN ASM IO Server instance with connected client *string*.

Cause: A SHUTDOWN command was issued to an ASM IO Server instance that had one or more connected clients.

Action: Stop all clients that are using this ASM IO Server instance and retry the SHUTDOWN command. Alternatively, use the SHUTDOWN ABORT command to force disconnection with all the clients.

ORA-59011: operation failure for group *string* because too many disks are offline

Cause: Too many disks were offline in the disk group.

Action: Ensure that the disks are online and retry the operation.

ORA-59012: Disk *string* uses an invalid physical sector size (*string*).

Cause: The disk used a physical sector size value that is not standard or is not currently supported.

Action: The disk cannot be used for an ASM disk group.

ORA-59013: Disk *string* uses an invalid logical sector size (*string*).

Cause: The disk used a logical sector size value that is not standard or is not currently supported.

Action: The disk cannot be used for an ASM disk group.

ORA-59014: file *string* in disk group *string* was not prepared for split

Cause: The specified file was not prepared for split.

Action: Check the accompanying error messages for more information about the reason for the failure.

ORA-59015: Oracle ASM scrubbing is disabled.

Cause: An attempt was made to perform Oracle ASM scrubbing but it was disabled.

Action: Enable Oracle ASM scrubbing.

ORA-59300: missing or invalid site name

Cause: The command did not specify a valid site name.

Action: Specify a valid site name.

ORA-59301: incorrect SITE token usage

Cause: Site names were provided for some disks in the SQL statement and missing for others.

Action: Either specify site names for all of the disks or none in the SQL statement and retry the operation.

ORA-59302: The attribute *string* must be *string* or higher.

Cause: An attempt was made to set an attribute to a version that was lower than the minimum supported.

Action: Set the attribute to at least the minimum supported version. Alternatively lower the minimum supported version and try again.

ORA-59303: The attribute *string* (*string*) of the diskgroup being mounted should be *string* or higher.

Cause: An attempt was made to mount a diskgroup whose compatibility was lower than the minimum supported.

Action: Advance the diskgroup compatibility by mounting it in restricted mode OR lower the minimum supported compatibility and try again.

ORA-59304: external and global users are not supported for ASM

Cause: A user type not supported by ASM was supplied.

Action: Check the Oracle ASM documentation that external and global users are not supported for ASM.

ORA-59305: The disk group being mounted is incompatible with this software version.

Cause: An attempt was made to mount a disk group using a software version that is incompatible with the disk group.

Action: Contact Oracle Support Services.

ORA-59306: The parameter '*string*' is invalid.

Cause: The value of the parameter was invalid.

Action: Provide a valid value of the parameter.

ORA-59307: The disk group redundancy is not external.

Cause: An attempt was made to rename the disk fail group in a disk group whose redundancy type was not external.

Action: Specify a disk group whose redundancy type is external.

ORA-59308: The disk '*string*' cannot be assigned to a site because the disk group '*string*' contains Cluster Synchronization Services voting files.

Cause: An attempt to assign a site to a disk failed because the disk group contained Cluster Synchronization Services (CSS) voting files.

Action: Move the CSS voting files to a different disk group using the command 'crsctl replace votedisk' and retry the operation.

ORA-59309: Failure group name '*string*' is already used by an existing ASM disk.

Cause: The specified failure group name was already used in this diskgroup.

Action: Specify a different failure group name.

ORA-59311: The specified ASM instance '*string*' does not exist.

Cause: The specified ASM instance did not exist or was terminated.

Action: Specify a valid ASM instance name.

ORA-59312: Disk '*string*' cannot be assigned to a site because it is an Oracle Exadata disk.

Cause: An attempt to assign a site to an Oracle Exadata disk failed because the operation is not allowed in Oracle Exadata.

Action: Run the command 'cellcli -e alter cell siteName' to update the cell site information.

ORA-59313: All mirrors of the block are lost, likely due to multiple storage failures.

Cause: There were multiple failures in the storage subsystem. All redundant copies of the block were lost and Oracle wrote the hexadecimal value BADFDA7A into the block location of the lost block to signify that the block data could not be recovered from a redundant copy.

Action: Check the system logs and storage logs to identify the failure that led to the lost block.

ORA-59314: file type not supported for the operation

Cause: The operation did not support files of the given type.

Action: Retry the operation with a file of supported type.

ORA-59315: Parity is not supported for file '*string*' with type '*string*'.

Cause: The given file type did not support the creation of parity files.

Action: Retry creating the parity files with a supported file type.

ORA-59500: unable to create member cluster '*string*' in the absence of at least one disk group with the ACCESS_CONTROL.ENABLED attribute set to TRUE

Cause: An attempt was made to configure a member cluster when there was no mounted disk group with the ACCESS_CONTROL.ENABLED attribute set to TRUE.

Action: Set the ACCESS_CONTROL.ENABLED attribute to TRUE on an existing mounted disk group, mount a disk group that already has the ACCESS_CONTROL.ENABLED attribute set to TRUE, or create a disk group with the ACCESS_CONTROL.ENABLED attribute set to TRUE. Retry the operation.

ORA-59501: failed to register database with IOServer instance

Cause: The database instance failed to register with a valid IOServer instance.

Action: Check the alert log to identify the underlying reason for the failure and take the suggested corrective action.

ORA-59502: relocate client to *string* is already in progress

Cause: Another relocate client command was in progress.

Action: Retry the command after the initial relocate client command completes.

ORA-59503: client '*string*' not allowed to reconnect

Cause: The client in Standard mode tried to reconnect to an ASM instance that did not support Flex mode.

Action: Check the ASM instance configurations within the cluster to match the client mode.

ORA-59504: rejecting a request originating from site '*string*' to OFFLINE a disk '*string*' configured in site '*string*'

Cause: The request to OFFLINE a disk was rejected by the ASM instance because the request was issued from a site that was different from the site in which the disk was configured.

Action: Retry the request from the site in which the disk is configured.

ORA-59505: instance '*string*' shutting down on site '*string*' due to rejected OFFLINE request

Cause: The instance terminated because the storage was inaccessible from the site requesting the disk OFFLINE.

Action: Issue the command 'crsctl query cluster sites <site_name>' to retrieve the status of the indicated site. Address the storage accessibility issues if the indicated site is in a QUARANTINED state. Issue the command 'crsctl modify cluster site <site_name> -s rejuvenate' to set the status to ONLINE after the storage access has been restored.

ORA-59506: database process in a network read for too long

Cause: A process on database instance connected to an ASM instance was in a SQL*Net read for too long. Possible reasons include failure of the node on which ASM instance was running or the communication channel disruption. This was detected by the Fence Monitor Process (FENC) or the ASM Background Process (ASMB) and the call was interrupted.

Action: Usually none, as the database instance fails over to another available ASM instance. If the problem keeps recurring, contact Oracle Support Services.

ORA-59507: mismatch of parameter '*string*' between database and ASM instance '*string*'

Cause: The value for the parameter was different in the database instance and in the ASM instance to which it was connected.

Action: Set the parameter to the same value in both the instances.

ORA-59600: file *string* has too many mirror copies; *string* needed, *string* allowed

Cause: The specified file had too many mirror copies when the requested change was applied.

Action: Retry the command using a lower redundancy scheme, or reduce the existing redundancy level (if preparing a mirror split).

ORA-59601: file group redundancy cannot be modified when associated with a volume

Cause: An attempt was made to modify the redundancy of a file group which was associated with an ASM volume and contained at least one file.

Action: Drop the ASM volume associated with the file group and retry the operation.

ORA-59602: Moving ASM internal files to a file group is not allowed.

Cause: An attempt was made to execute an ALTER DISKGROUP MOVE FILE TO FILEGROUP statement on a metadata file used by ASM to manage the disk group.

Action: This action is not allowed.

ORA-59603: operation requires all disks in disk group *string* to be online

Cause: An attempt was made to modify the redundancy of a file group when some disks were offline.

Action: Drop the offline disks and wait for the rebalance operations to complete, or online the offline disks and wait for the online to complete. Then retry the operation.

ORA-59604: offline disks encountered during rebalance of disk group '*string*'

Cause: Rebalance was run in the presence of offline disks.

Action: Bring the offline disks online.

ORA-59605: file '*string*' not available; file group '*string*' has too many disks offline

Cause: A file identify operation failed because the file group specified was no longer available.

Action: Verify that all disks in this disk group are online or dropped and retry the command.

ORA-59700: Failgroup *string* already belongs to site *string*

Cause: An attempt was made to add the specified failgroup to more than one site.

Action: Retry the operation providing the correct failgroup name and the site name while specifying the disk.

ORA-59701: Incorrect number of data sites *string* specified. Maximum allowed: *string*.

Cause: An attempt was made to create an extended redundancy disk group with an invalid number of sites.

Action: Retry the operation specifying valid number of sites in the disk group.

ORA-59702: Incorrect number of quorum sites *string* specified. Maximum allowed: *string*.

Cause: An attempt was made to create an extended redundancy disk group with an invalid number of sites.

Action: Retry the operation specifying valid number of sites in the disk group.

ORA-59703: Inconsistent site information in disk '*string*'

Cause: The site information stored in the disk header did not match disk group information.

Action: Drop the disk from the disk group or provide a site name that matches the site stored in the disk header.

ORA-59704: command requires at least *string* data sites and *string* quorum sites, discovered *string* data sites and *string* quorum sites

Cause: An insufficient number of sites were specified and discovered when creating an extended redundancy disk group.

Action: Check that the command specifies the required number of data sites and quorum sites, and that all of the specified disks are discovered by ASM. A query of the V\$ASM_DISK fixed view shows the disks discovered by ASM.

ORA-59705: Dropping a site is not allowed.

Cause: An attempt was made to drop a site.

Action: Set the disks of the given site offline with 'ALTER DISKGROUP *dg* OFFLINE DISK *disk*' command.

ORA-59706: The specified allocation unit size '*string*' is less than the minimum required for extended disk groups.

Cause: Extended disk groups required the allocation unit size to be at least 4M.

Action: Change the allocation unit size to at least 4M and retry.

ORA-59707: Site "*string*" does not exist in disk group "*string*".

Cause: The specified name did not match the site of any disks in the disk group. This usually indicates that the site name was specified incorrectly.

Action: Check the site name.

ORA-59708: Cluster site operation failed with error *string*.*nstring*

Cause: This is an internal error.

Action: Check the accompanying error messages. Contact Oracle Support Services.

ORA-59709: No site identified for the disk *string*

Cause: The disk did not belong to any site.

Action: Specify the site information in the SQL command. In the case of an ASM appliance, cellcli command can also be used to record the site information for the disk. For non-appliance, asmcmd can be used.

ORA-59710: site information mismatch between disk group *string* and disk *string*

Cause: The site information of the specified disk did not match with the existing disks in the disk group.

Action: If the site information is associated with the existing disks in the disk group, then specify the site information for the new disk. If the site information is not

associated with the existing disks in the disk group, then do not specify the site information for the new disk.

ORA-59711: The site identified by GUID '*string*' does not exist.

Cause: An attempt to retrieve a site failed because there wasn't a configured site using the indicated Globally Unique Identifier.

Action: Add the indicated site using the command 'crsctl add cluster site *site* -guid *guid*'. Retry the original command. If retrying does not work, contact Oracle Support Services.

ORA-59712: The site identified by site name '*string*' does not exist.

Cause: An attempt to retrieve a site failed because there wasn't a configured site using the indicated site name.

Action: Add the indicated site using the command 'crsctl add cluster site *site*'. Retry the original command. If retrying does not work, contact Oracle Support Services.

ORA-59713: The site name '*string*' does not exist in the disk group '*string*'.

Cause: An attempt was made to add a disk with a new site name to a disk group, which is not allowed.

Action: Change the site name to an existing one in the disk group and retry.

ORA-59714: invalid site name '*string*' specified.

Cause: An invalid site name was supplied.

Action: Specify a site name which is at least one character but no more than 15 characters in length. The cluster name must be alphanumeric, it cannot begin with a numeric character, and it may contain hyphen (-) characters. However, it cannot end with a hyphen (-) character.

ORA-59715: missing site information in disk group '*string*'

Cause: The site information was not present in all the disks of the disk group.

Action: Specify sites for the disks using the 'asmcmd rename' command or using SQLPLUS and retry the operation.

ORA-59716: dropping all disks of the quorum site is not allowed

Cause: Dropping of the specified disks resulted in the loss of the quorum site. If only a subset of disks in the quorum site are specified, then check the state of other disks in the V\$ASM_DISK view.

Action: Modify the command to retain at least one disk in the quorum site and retry the operation.

ORA-59717: rebalance could not complete due to an unavailable site in disk group '*string*'

Cause: At least one of the sites had each disk in either dropping or forcing state.

Action: Undrop the dropping disks or add disks to the site.

ORA-59718: One or more disks are identified with a foreign site GUID '*string*'.

Cause: The indicated site GUID was not associated with any of the configured sites.

Action: Execute the command 'crsctl query cluster site -all' to list the existing sites. Associate the indicated site GUID with a site using 'crsctl modify cluster site *site* -addguid *guid*' and retry the operation.

ORA-59719: disk group '*string*' mounted but contains foreign site GUIDs

Cause: An attempt was made to mount a disk group with foreign site GUIDs.

Action: This is a warning. Examine the accompanying error messages for details.

ORA-59800: active use of disk '*string*' precludes its label clear

Cause: A LABEL CLEAR command specified a disk that was in use.

Action: Dismount the disk group that is using this disk and retry the the LABEL CLEAR command. Query the V\$ASM_CLIENT fixed view in an ASM instance or use ASMCMD LSOFF to list active clients.



ORA-60001 to ORA-65531

ORA-60001: adding (*string*) blocks to save undo segment in tablespace *string* with MAXSIZE (*string*)

Cause: Save undo for the offline tablespace at segment MAXSIZE.

Action: Check the storage parameters for the system tablespace. The tablespace needs to be brought back online so the undo can be applied.

ORA-60002: adding (*string*) blocks to temporary segment in tablespace *string* with MAXSIZE (*string*)

Cause: Extending a temporary segment violated MAXSIZE limit.

Action: Increase the MAXSIZE limit and retry command.

ORA-60003: adding (*string*) blocks to table *string.string* partition *string* with MAXSIZE (*string*)

Cause: Extending a table partition violated MAXSIZE limit.

Action: Increase the MAXSIZE limit and retry command.

ORA-60004: adding (*string*) blocks to table *string.string* with MAXSIZE (*string*)

Cause: Extending a table violated MAXSIZE limit.

Action: Increase the MAXSIZE limit and retry command.

ORA-60005: adding (*string*) blocks to cluster *string.string* with MAXSIZE (*string*)

Cause: Extending a cluster violated MAXSIZE limit.

Action: Increase the MAXSIZE limit and retry command.

ORA-60006: adding (*string*) blocks to index *string.string* partition *string* with MAXSIZE (*string*)

Cause: Extending an index partition violated MAXSIZE limit.

Action: Increase the MAXSIZE limit and retry command.

ORA-60007: adding (*string*) blocks to index *string.string* subpartition *string* with MAXSIZE (*string*)

Cause: Extending an index subpartition violated MAXSIZE limit.

Action: Increase the MAXSIZE limit and retry command.

ORA-60008: adding (*string*) blocks to index *string.string* with MAXSIZE (*string*)

Cause: Extending an index violated MAXSIZE limit.

Action: Increase the MAXSIZE limit and retry command.

ORA-60009: adding (*string*) blocks to LOB segment *string.string* partition *string* with MAXSIZE (*string*)

Cause: Extending a LOB segment violated MAXSIZE limit.

Action: Increase the MAXSIZE limit and retry command.

ORA-60010: adding (*string*) blocks to LOB segment *string.string* with MAXSIZE (*string*)

Cause: Extending a LOB segment violated MAXSIZE limit.

Action: Increase the MAXSIZE limit and retry command.

ORA-60011: adding (*string*) blocks to lob segment *string.string* subpartition *string* with MAXSIZE (*string*)

Cause: Extending a LOB segment violated MAXSIZE limit.

Action: Increase the MAXSIZE limit and retry command.

ORA-60012: adding (*string*) blocks to table *string.string* subpartition *string* with MAXSIZE (*string*)

Cause: Extending a table subpartition violated MAXSIZE limit.

Action: Increase the MAXSIZE limit and retry command.

ORA-60013: invalid MAXSIZE storage option value

Cause: Invalid value was specified for MAXSIZE storage clause.

Action: Correct the value and retry command.

ORA-60014: invalid MAXSIZE storage option value

Cause: Minimum of 1M should have been specified against the MAXSIZE storage clause.

Action: Correct the value and retry command.

ORA-60015: invalid RETENTION storage option value

Cause: Value of MIN retention should have been nonzero.

Action: Correct the value and retry command.

ORA-60016: Operation not supported on SECUREFILE segment

Cause: The operation to ALTER FREELIST/RETENTION was not supported on SECUREFILE segment.

Action: Check the LOB type and reissue the statement.

ORA-60018: adding *string* blocks to rollback segment *string* with MAXSIZE (*string*)

Cause: Extending a rollback segment violated MAXSIZE limit.

Action: Increase the MAXSIZE limit and retry command.

ORA-60019: Creating initial extent of size *string* in tablespace of extent size *string*

Cause: Creation of SECUREFILE segment failed due to small tablespace extent size.

Action: Create tablespace with larger extent size and reissue command.

ORA-60025: Event for temp segment cleanup used for temp lobs

Cause: Temp LOB segments used for temporary LOBs are deleted only on session exit which may lead to large amounts of memory being held across multiple sessions.

Action: Setting this event will cause temporary LOB segments to be freed when there are no active temporary LOBs in the session. Setting this event will have a significant performance impact as it can cause temporary lob segments to be allocated and deleted many times during a session rather than once per session. Use this event only when temporary LOB segment memory use is an issue.

ORA-60072: adding (*string*) blocks to heat map segment with MAXSIZE (*string*)

Cause: Extending the heat map segment violated the MAXSIZE limit.

Action: Increase the MAXSIZE limit.

ORA-60073: Heat map segment cannot be created

Cause: SYSAUX tablespace has uniform extent allocation and the extent size is not a multiple of megabyte.

Action: Re-create SYSAUX tablespace with autoallocate extent management policy or use the uniform extent size which is a multiple of megabyte.

ORA-60082: incorrect tablespace specified

Cause: Clear free space operation was used on the temporary, undo, or SYSTEM tablespace, which is not supported.

Action: None

ORA-62001: value for parameter cannot contain a comma

Cause: Parameter value contained a comma.

Action: Remove the comma from the parameter value.

ORA-62007: Encountered a value of unsupported type or size for XPath (*string*)

Cause: Encountered a value of unsupported type in a SQL/XML DML operator. SQL/XML operators, such as UPDATEXML, expect value operands of type VARCHAR2 and XMLTYPE. XML DML replication is not supported for SQL/XML DML operators with values of unsupported types or very large values of supported types.

Action: Rewrite the UPDATE statement using XQuery update or set event 19027 level 1 to dump XML Document as against XMLDiff in redo log.

ORA-62008: Cannot rewrite a newer version of XML redo diff (encountered: *string*, supported: *string*)

Cause: Encountered a newer version of XML redo diff that is not supported.

Action: Use RDBMS version that supports rewrite of given version of XML redo diff.

ORA-62009: cannot encode an invalid XML character 0x*string* in supplemental log

Cause: An attribute was being populated or updated with characters which are not valid for XML and therefore could not be supplementally logged.

Action: Store the desired value in a RAW or BLOB attribute.

ORA-62035: KEY VECTOR duplication failed

Cause: Parallel query failed to duplicate KEY VECTOR across Oracle RAC instances.

Action: Increase the size of the System Global Area (SGA) memory.

ORA-62081: duplicate or conflicting VECTOR ENCODE or NO VECTOR ENCODE specifications

Cause: The specifications were either a duplicate of each other or were conflicting.

Action: Remove the duplicate specification.

ORA-62082: VECTOR ENCODE only valid for Oracle number column

Cause: VECTOR ENCODE was specified on a column that is not an Oracle number.

Action: Remove the VECTOR ENCODE clause.

ORA-62083: operation not allowed for system hidden virtual column

Cause: The system hidden virtual columns could not be dropped or modified directly.

Action: Avoid dropping or modifying system hidden virtual columns.

ORA-62084: VECTOR ENCODE not supported for index-organized table

Cause: The VECTOR ENCODE clause was specified on a column in an index-organized table.

Action: Avoid using the VECTOR ENCODE clause on an index-organized table.

ORA-62131: MEMOPTIMIZE FOR READ feature can be enabled only once on a table.

Cause: An attempt was made to enable MEMOPTIMIZE FOR READ feature on a table for which it was already enabled.

Action: Do not reenable MEMOPTIMIZE FOR READ feature.

ORA-62132: MEMOPTIMIZE FOR READ feature can be disabled only once on a table.

Cause: An attempt was made to disable MEMOPTIMIZE FOR READ feature on a table for which it was already disabled.

Action: Disable the feature exactly once on a table.

ORA-62133: MEMOPTIMIZE FOR READ feature can be enabled only once on a table.

Cause: An attempt was made to enable MEMOPTIMIZE FOR WRITE feature on a table for which it was already enabled.

Action: Do not reenable MEMOPTIMIZE FOR WRITE feature.

ORA-62134: MEMOPTIMIZE FOR WRITE feature can be disabled only once on a table.

Cause: An attempt was made to disable MEMOPTIMIZE FOR WRITE feature on a table for which it was already disabled.

Action: Disable the feature exactly once on a table.

ORA-62500: function is not allowed outside of MATCH_RECOGNIZE clause

Cause: The function was specified outside of the MATCH_RECOGNIZE clause. This function is only allowed in the MATCH_RECOGNIZE clause.

Action: Rewrite the SQL statement.

ORA-62501: invalid value specified for bounded quantifier in MATCH_RECOGNIZE clause

Cause: The specified lower bound or upper bound value was greater than UB4MAXVAL. The lower bound value must be non-negative. The upper bound value must be strictly positive. The upper bound value must be greater than or equal to the lower bound value.

Action: Choose an appropriate value and retry the operation.

ORA-62502: invalid variable name

Cause: The specified variable name was invalid. Variable names are not allowed to be "^", "\$", or "*".

Action: Choose an appropriate variable name and retry the operation.

ORA-62503: illegal variable definition

Cause: The specified variable definition was invalid. Variables defined in the DEFINE clause must be in the PATTERN clause. Variables defined in the SUBSET clause cannot be in the PATTERN clause. Variables cannot be defined twice either in the SUBSET clause or the DEFINE clause.

Action: Choose an appropriate variable and retry the operation.

ORA-62504: illegal variable reference

Cause: The referenced variable was invalid. Variables referenced in the SUBSET clause must be in the PATTERN clause. Variables referenced in the DEFINE clause, the MEASURES clause, and the AFTER MATCH SKIP TO must be in the PATTERN clause or defined in the SUBSET clause.

Action: Choose an appropriate variable and retry the operation.

ORA-62505: expression needs to be aliased

Cause: The expression was not aliased. MEASURES clause items have to be aliased.

Action: Choose an appropriate variable and retry the operation.

ORA-62506: illegal nesting of operators in MATCH_RECOGNIZE clause

Cause: An attempt was made to nest aggregates/FIRST/LAST/PREV/NEXT. Aggregates/FIRST/LAST/PREV/NEXT cannot be nested. The only exception allowed is PREV/NEXT(FIRST/LAST()).

Action: Modify the query and retry the operation.

ORA-62507: illegal use of MATCH_NUMBER or CLASSIFIER in MATCH_RECOGNIZE clause

Cause: An attempt was made to use MATCH_NUMBER or CLASSIFIER in the MATCH_RECOGNIZE clause. CLASSIFIER and MATCH_NUMBER can only be used in the MEASURES clause. CLASSIFIER can only be used if the query is ALL ROWS PER MATCH. CLASSIFIER and MATCH_NUMBER cannot be used inside aggregates/FIRST/LAST/PREV/NEXT.

Action: Modify the query and retry the operation.

ORA-62508: illegal use of aggregates or navigation operators in MATCH_RECOGNIZE clause

Cause: An attempt was made to define aggregates/FIRST/LAST/PREV/NEXT over multiple variables. Aggregates/FIRST/LAST/PREV/NEXT cannot be defined over multiple variables.

Action: Modify the query and retry the operation.

ORA-62509: illegal use of RUNNING or FINAL in MATCH_RECOGNIZE clause

Cause: An attempt was made to use RUNNING or FINAL in MATCH_RECOGNIZE. RUNNING or FINAL can only be used on aggregate/FIRST/LAST. FINAL aggregate/FIRST/LAST is not allowed in the DEFINE clause.

Action: Modify the query and retry the operation.

ORA-62510: Correlated subqueries are not allowed in MATCH_RECOGNIZE clause.

Cause: An attempt was made to use correlated subqueries in the MATCH_RECOGNIZE clause. Correlated subqueries are currently not allowed in the MATCH_RECOGNIZE clause.

Action: Modify the query and retry the operation.

ORA-62511: Correlation variables are not allowed in MATCH_RECOGNIZE clause.

Cause: An attempt was made to use correlation variables in the MATCH_RECOGNIZE clause. Correlation variables are currently not allowed in the MATCH_RECOGNIZE clause.

Action: Modify the query and retry the operation.

ORA-62512: This aggregate is not yet supported in MATCH_RECOGNIZE clause.

Cause: An unsupported aggregate was specified in the MATCH_RECOGNIZE clause. Only COUNT, SUM, AVG, MIN, and MAX are currently supported in the MATCH_RECOGNIZE clause. Distinct aggregates are currently not supported in the MATCH_RECOGNIZE clause.

Action: Modify the query and retry the operation.

ORA-62513: Quantified subpatterns that can have empty matches are not yet supported.

Cause: There were empty matches for the quantified subpattern in the PATTERN clause. Quantified subpatterns are currently required to match one or more rows.

Action: Modify the query and retry the operation.

ORA-62514: AFTER MATCH SKIP TO variable is not bounded in the match found.

Cause: AFTER MATCH SKIP TO variable was not bound in the match found due to pattern operators such as |, *, ?, and so on.

Action: Modify the query and retry the operation.

ORA-62515: Exclusion syntax cannot be used with WITH UNMATCHED ROWS.

Cause: An attempt was made to use exclusion syntax with WITH UNMATCHED ROWS. Exclusion syntax {- -} cannot be used with WITH UNMATCHED ROWS.

Action: Modify the query and retry the operation.

ORA-62516: The PARTITION BY, ORDER BY, or MEASURES clause is too large for MATCH_RECOGNIZE.

Cause: The number of items in PARTITION BY, ORDER BY, or MEASURES clause exceeded the maximum allowed. There cannot be more than UB2MAXVAL elements in PARTITION BY, ORDER BY, or MEASURES clause.

Action: Modify the query and retry the operation.

ORA-62517: Next match starts at the same point last match started.

Cause: AFTER MATCH SKIP TO option repositioned the next match at the start of the previous one resulting in an infinite loop.

Action: Modify the query and retry the operation.

ORA-62518: MATCH_RECOGNIZE pattern is too large.

Cause: MATCH_RECOGNIZE pattern was too large. More than UB2MAXVAL elements in alternation, concatenation, or permute, or more than UB4MAXVAL states

in the state machine are currently not supported. Permute with more than 7 elements or bounded quantifier bound greater than 200 are also currently not supported.

Action: Modify the query and retry the operation.

ORA-62519: Subquery inside MATCH_RECOGNIZE cannot contain MATCH_RECOGNIZE.

Cause: An attempt was made to use a subquery containing a MATCH_RECOGNIZE clause inside a MATCH_RECOGNIZE clause. Subqueries containing MATCH_RECOGNIZE clauses are currently not allowed in the MATCH_RECOGNIZE clause.

Action: Modify the query and retry the operation.

ORA-62520: illegal offset for MATCH_RECOGNIZE navigation operators

Cause: An attempt was made to use something other than a constant or a bind variable as the offset for MATCH_RECOGNIZE navigation operators FIRST, LAST, PREV, or NEXT. Offset for MATCH_RECOGNIZE navigation operators have to be constants or bind variables.

Action: Modify the query and retry the operation.

ORA-62521: MATCH_RECOGNIZE is not supported on lateral views

Cause: An attempt was made to use MATCH_RECOGNIZE on a lateral view, which is not supported.

Action: Modify the query and retry the operation.

ORA-62550: Invalid SQL ROW LIMITING expression was specified.

Cause: The SQL ROW LIMITING expression contained components other than literals, binds, correlation variables, or subqueries.

Action: Modify the SQL ROW LIMITING expression and retry the operation.

ORA-62555: Invalid use of PARTITION BY or ORDER BY clause.

Cause: Either the PARTITION BY or ORDER BY was specified on more than one argument of a POLYMORPHIC TABLE FUNCTION.

Action: Check the SQL statement and rewrite if necessary.

ORA-62556: Incorrect use of COLUMNS operator.

Cause: COLUMNS function was used outside a POLYMORPHIC TABLE FUNCTION.

Action: Check the SQL statement and rewrite if necessary.

ORA-62557: Invalid use of POLYMORPHIC TABLE FUNCTION.

Cause: POLYMORPHIC TABLE FUNCTION was specified inside RECURSIVE WITH clause.

Action: Check the SQL statement and rewrite if necessary.

ORA-62558: Unsupported data types (*string*) for polymorphic table function

Cause: Non-scalar data types were used in polymorphic table function. Only scalar data types are supported.

Action: Use only scalar data types in polymorphic table function.

ORA-62559: Data types mismatch (*string*<==>*string*) for polymorphic table function

Cause: Data types for the source and target did not match for polymorphic table function. In Get_Col and Put_Col APIs, both the type of the collection element and the type of the polymorphic table function column must match.

Action: Ensure the collection element type matches the column type of the polymorphic table function

ORA-62560: Duplicate column name (*string*)

Cause: The new column name already existed as a passthrough column in the polymorphic table function.

Action: Use a different column name that is unambiguous.

ORA-62561: Invalid column ID (*string*) in Get_Col or Put_Col

Cause: The column number specified in the Get_Col or Put_Col API for polymorphic table functions was incorrect.

Action: Use a column ID that is valid for this polymorphic table function.

ORA-62562: The API *string* can be called only during execution time of a polymorphic table function.

Cause: This API was called in a context other than the execution time context of a polymorphic table function. This API is not supported in this context.

Action: Use this call only during the execution context of a polymorphic table function.

ORA-62563: typecode not set for a new column in the polymorphic table function

Cause: The type of this new column was not set.

Action: Set the typecode and other needed metadata during the describe phase of the polymorphic table function.

ORA-62564: This new column name (*string*) already exists.

Cause: This new column name was already created during the describe phase and therefore it is a duplicate column name.

Action: Ensure that the new column names are unique for this polymorphic table function.

ORA-62565: The *string* method failed with error(s). *string*

Cause: This method of polymorphic table function had error(s) during SQL compilation.

Action: Look at the errors and resolve them.

ORA-62566: One of the new column names is a zero-length identifier.

Cause: A zero-length identifier was used as a new column name that was created during the describe phase.

Action: Specify valid identifiers for new column names.

ORA-62567: One of the new column names is too long.

Cause: An identifier with more than 128 bytes was used for one of the new column names that was created during the describe phase.

Action: Specify at most 128 bytes for new column names.

ORA-63000: operation disallowed: data file *string* is being moved

Cause: The specified data file was being moved.

Action: Wait for the move operation to complete and retry the command.

ORA-63001: file error during move operation

Cause: The move operation encountered an error for the moved data file. The error might be caused by file going offline or by an I/O error. See alert or trace files in all instances for further information.

Action: Retry the move command.

ORA-63002: a data file copy that is not current

Cause: An obsolete copy of a data file left from a data file move operation was used for the CREATE CONTROLFILE command or file header read.

Action: Pass a valid file or perform a media recovery on the file.

ORA-63003: a half-done data file copy

Cause: A half-done copy of a data file created from a previous data file move operation was used for the CREATE CONTROLFILE command or file header read.

Action: Check file headers and pass only valid files.

ORA-63004: Database names in file headers are inconsistent: *string* and *string*.

Cause: Differing database names were found in database file headers.

Action: Check that correct and valid data files are used.

ORA-63005: Header validation failed for *string* File ('*string*').

Cause: Oracle server failed to read or write to the specified file because the file has an SCN value which is too high for this release.

Action: Contact Oracle Support Services.

ORA-63995: fractured block detected in control file: (block *string*, # blocks *string*)

Cause: A fractured block or checksum error was detected on reading the control file under no-enqueue control file transaction. The reason could be a stalled concurrent block update.

Action: Retry the operation later.

ORA-63996: A local temporary file remote call failed

Cause: An operating system error or network error occurred when making a remote call to another instance during a local temporary space DDL operation.

Action: Remedy the operating system or network errors mentioned in the error stack and then retry the operation.

ORA-63997: file size refresh failed

Cause: An operating system error or device error occurred when retrieving the file's size.

Action: Remedy the operating system or device errors mentioned in the error stack and then perform crash recovery.

ORA-63998: undo tablespace file suffered media failure

Cause: An undo tablespace file was detected as inaccessible due to media failure.

Action: Restore accessibility to the file mentioned in the error stack and restart the instance.

ORA-63999: data file suffered media failure

Cause: A data file was detected as inaccessible due to media failure.

Action: Restore accessibility to the file mentioned in the error stack and restart the instance.

ORA-64000: specified path already exists

Cause: The pathname of a new item specified in a DBFS API operation already exists.

Action: Specify a valid, new pathname for the operation.

ORA-64001: invalid parent directory in specified path

Cause: The pathname of an item specified in a DBFS API operation has one or more invalid parent components.

Action: Specify a valid pathname with valid parent components for the operation.

ORA-64002: specified path is invalid

Cause: The pathname of an item specified in a DBFS API operation is invalid.

Action: Specify a valid pathname for the operation.

ORA-64003: an unsupported operation was invoked

Cause: The current DBFS API operation is unsupported by a provider.

Action: Use the provider feature set to invoke only supported operations.

ORA-64004: an invalid combination of arguments was specified

Cause: The current DBFS API operation specifies an invalid combination of arguments for the specified pathname(s) and operation.

Action: Specify a valid combination of pathname(s) and arguments.

ORA-64005: access control checks failed

Cause: The current DBFS API operation failed access control checks for the pathname(s) being accessed.

Action: Specify valid pathname(s) and principal for the operation, or take store-specific actions to enable access.

ORA-64006: lock conflict in current operation

Cause: A DBFS API locking operation could not be completed due to conflicts in the locking protocol.

Action: Follow the proper lock/unlock protocol according to the provider feature set.

ORA-64007: invalid store specified

Cause: The current operation specifies an invalid store name.

Action: Specify a valid store name for the operation.

ORA-64008: invalid mount-point specified

Cause: The current operation specifies an invalid mount-point.

Action: Specify a valid mount-point for the operation.

ORA-64009: invalid provider specified

Cause: The current operation refers to an invalid or incomplete or non-conformant store provider package.

Action: Specify a valid, complete, and conformant (per "dbms_dbfs_content_spi") store provider package.

ORA-64010: cannot modify store via read-only mount

Cause: The current operation attempts to modify a store via a read-only mount (or specifies a read-only store).

Action: Specify a valid modifiable store/mount for the operation.

ORA-64011: cross store operation

Cause: The current operation attempts to span 2 or more different stores and cannot be implemented entirely by the DBFS API.

Action: Split the operation, at the application-level, into multiple sub-operations to implement the same overall functionality.

ORA-64012: specified path is a directory

Cause: The current operation specifies a path that is a directory element, when a non-directory element is expected.

Action: Specify a path of the proper type for the operation.

ORA-64013: specified path is not a directory

Cause: The current operation specifies a path that is not a directory element, when a directory element is expected.

Action: Specify a path of the proper type for the operation.

ORA-64014: directory not empty

Cause: The current operation specifies a directory element that is not empty as required.

Action: Specify an empty directory element.

ORA-64101: Cannot alter both a structured and an unstructured component of an XMLIndex in the same ALTER INDEX statement.

Cause: An attempt was made to alter the unstructured component and structured component of an XMLIndex at the same time.

Action: Use separate ALTER INDEX statements to change an unstructured component and a structured component of an XMLIndex.

ORA-64102: Cannot create an XMLIndex with a structured component on a CLOB column within the object-relational storage model.

Cause: An attempt was made to create an XMLIndex with a structured component on a CLOB column within the object-relational storage model.

Action: Only unstructured XML indexes can be created on a CLOB column within the object-relational storage model.

ORA-64103: Cannot create an XMLIndex on an object-relational XML type table or column.

Cause: An attempt was made to create an XMLIndex on an XML type table or column that uses the object-relational storage model.

Action: The object-relational storage model does not support an XMLIndex.

ORA-64104: Column name already used by internal column of the structured component of the XMLIndex.

Cause: An attempt was made to use a column name already in use by an internal column of the structured component of the XMLIndex.

Action: Chose another column name.

ORA-64105: Cannot create domain index on XMLIndex internal tables.

Cause: An attempt was made to create a domain index on an internal table of an XMLIndex.

Action: Create the domain index on the base table.

ORA-64106: Incorrect use of comma(,) punctuation in COLUMN definitions.

Cause: An attempt was made to define COLUMNS with incorrect use of comma punctuation.

Action: Properly separate COLUMN definitions with comma punctuation.

ORA-64107: The XMLIndex has been successfully altered but the metadata could not be updated.

Cause: An internal error occurred when updating the index metadata. The dbms_metadata.get_ddl function may return improper metadata.

Action: contact Oracle Support Services.

ORA-64108: Cannot truncate a table that has an XMLIndex whose internal table has been indexed using Oracle Text.

Cause: An attempt was made to truncate a table that has an XMLIndex whose internal table has been indexed using Oracle Text.

Action: Drop the Oracle Text index on the XMLIndex internal table.

ORA-64109: XMLIndex: problems encountered during the dropping of statistics

Cause: See associated error message.

Action: Correct the error and retry command.

ORA-64110: XMLIndex: problems encountered during the gathering of statistics

Cause: See associated error message.

Action: Correct the error and retry command.

ORA-64111: XMLIndex: problems encountered during EXPORT

Cause: See associated error message.

Action: Correct the error and retry command.

ORA-64112: XMLIndex: problems encountered during IMPORT

Cause: See associated error message.

Action: Correct the error and retry command.

ORA-64113: XMLIndex: XDB.XDB\$XIDX_IMP_T still has bad data for "string"."string"

Cause: See associated error message.

Action: Ask the DBA to delete all the rows that belong to the given schema_name.index_name from the system table XDB.XDB\$XIDX_IMP_T."

ORA-64114: XMLIndex: reserved for EXPORT or IMPORT

ORA-64115: XMLIndex Exchange Partition: the table has no XMLIndex

Cause: The non-partitioned table had no XMLIndex.

Action: None

ORA-64116: XMLIndex Exchange Partition: incompatible XPath subsets

Cause: The XMLIndexes on the two tables had different path subsets.

Action: Correct the error and retry the command.

ORA-64117: XMLIndex Exchange Partition: incompatible modes for asynchronous DML

Cause: The XMLIndexes on the two tables had different deferred DML modes.

Action: Correct the error and retry the command.

ORA-64118: XMLIndex Exchange Partition: incompatible unstructured components

Cause: One of the XMLIndexes had no unstructured component.

Action: Correct the error and retry the command.

ORA-64119: XMLIndex Exchange Partition: incompatible structured components

Cause: One of the XMLIndexes had no structured component.

Action: Correct the error and retry the command.

ORA-64120: XMLIndex Exchange Partition: incompatible structured components

Cause: The XMLIndexes had different structured components.

Action: Correct the error and retry the command.

ORA-64121: XMLIndex DDL: failure of the internal "string"

Cause: See associated error message.

Action: Correct the error and retry command.

ORA-64122: XMLIndex DDL: failure of the recursive "string"

Cause: See associated error message.

Action: Correct the error and retry command.

ORA-64123: XMLIndex DDL: failure of a recursive DDL

Cause: See associated error message.

Action: Correct the error and retry command.

ORA-64124: XMLIndex: failure during the setting of an event

Cause: See associated error message.

Action: Correct the error and retry command.

ORA-64125: XMLIndex: failure during the resetting of an event

Cause: See associated error message.

Action: Correct the error and retry command.

ORA-64126: XMLIndex Table Function: failure at the start of the function

Cause: See associated error message.

Action: Examine the error messages and take appropriate action.

ORA-64127: XMLIndex Table Function: failure at the beginning of the function

Cause: See associated error message.

Action: Examine the error messages and take appropriate action.

ORA-64128: XMLIndex Table Function: failure during the function evaluation

Cause: See associated error message.

Action: Examine the error messages and take appropriate action.

ORA-64129: XMLIndex Table Function: failure at the end of the function

Cause: See associated error message.

Action: Examine the error messages and take appropriate action.

ORA-64130: XMLIndex: invalid namespace mapping "string"

Cause: Namespace mapping was invalid. The syntax is XMLNS="string".

Action: Check the namespace string, correct the error and retry command.

ORA-64131: XMLIndex Metadata: failure during the looking up of the dictionary

Cause: See associated error message.

Action: Correct the error and retry command.

ORA-64132: XMLIndex Metadata: failure during the updating of the dictionary

Cause: See associated error message.

Action: Correct the error and retry command.

ORA-64133: XMLIndex DML: failure of the internal "string"

Cause: See associated error message.

Action: Correct the error and retry command.

ORA-64134: XMLIndex DML: failure of the recursive "string"

Cause: See associated error message.

Action: Correct the error and retry command.

ORA-64135: XMLIndex DML: failure of a recursive DML

Cause: See associated error message.

Action: Correct the error and retry command.

ORA-64136: XMLIndex Asynchronous DML: synchronization failure

Cause: See associated error message.

Action: Correct the error and retry command.

ORA-64137: Cannot drop an XMLIndex whose internal table has been indexed using Oracle Text.

Cause: An attempt was made to drop an XMLIndex whose internal table has been indexed using Oracle Text.

Action: Drop the Oracle Text index on the XMLIndex internal table.

ORA-64138: Cannot drop groups from an XMLIndex whose internal table has been indexed using Oracle Text.

Cause: An attempt was made to drop groups from an XMLIndex whose internal table has been indexed using Oracle Text.

Action: Drop the Oracle Text index on the XMLIndex internal table.

ORA-64139: The type of VIRTUAL column is not XMLTYPE

Cause: An attempt was made to create an XML index with VIRTUAL column not of XMLTYPE.

Action: Specify the type of VIRTUAL column to be XMLTYPE.

ORA-64140: missing chaining XMLTABLE for VIRTUAL column in the index

Cause: An attempt was made to create an XML index with VIRTUAL column but without required chaining XMLTABLE.

Action: Specify a chaining XMLTABLE after VIRTUAL column.

ORA-64141: Can only have a single XMLType column when a table is shared.

Cause: An attempt was made to create a shared table with more than one columns.

Action: Specify a correct shared table definition with only one XMLType column.

ORA-64142: Shared tables must have same semantics for truncation.

Cause: An attempt was made to create shared tables with inconsistent semantics for truncation. Either all shared tables should have or should not have (TRUNCATE) keyword.

Action: Be consistent with (TRUNCATE) keyword while defining shared tables.

ORA-64143: Can only share an existing XMLIndex table with an XMLTYPE column.

Cause: An attempt was made to share a table without an XMLTYPE column.

Action: Drop the group containing the XMLIndex table without an XMLTYPE column and re-create the group with new definition.

ORA-64144: Shared tables must have equivalent paths.

Cause: An attempt was made to share a table with different paths.

Action: Specify a correct shared table definition with appropriate paths.

ORA-64145: This XMLIndex rewrite failed

Cause: One of the rewrites being tried by XMLIndex engine failed.

Action: None. This error is for understanding the trace file of XMLIndex rewrite.

ORA-64146: Nonblocking alter XMLIndex error

Cause: Internal error.

Action: None

ORA-64147: Invalid use of NONBLOCKING COMPLETE or ABORT.

Cause: NONBLOCKING COMPLETE or ABORT is only allowed for XMLIndex that is being modified using NONBLOCKING ADD_GROUP or ADD_COLUMN.

Action: None

ORA-64148: Cannot complete nonblocking alter index operation.

Cause: NONBLOCKING COMPLETE is only allowed for XMLIndex that is being modified using NONBLOCKING ADD_GROUP or ADD_COLUMN and there are no pending rows left.

Action: Call DBMS_XMLINDEX.PROCESS_PENDING to finish pending work.

ORA-64149: Invalid alter XMLIndex operation.

Cause: An attempt was made to alter an XMLIndex that is already being modified using NONBLOCKING ADD_GROUP or ADD_COLUMN. Only NONBLOCKING COMPLETE or ABORT alter index operations are allowed. Also, NONBLOCKING operation is not allowed with alter index rebuild.

Action: Call DBMS_XMLINDEX.PROCESS_PENDING to finish pending work and then execute NONBLOCKING COMPLETE to successfully finish existing NONBLOCKING operation. Execute NONBLOCKING ABORT to cancel existing NONBLOCKING operation.

ORA-64151: Invalid use of DBMS_XMLINDEX.PROCESS_PENDING.

Cause: DBMS_XMLINDEX.PROCESS_PENDING was called on an index that was not modified using NONBLOCKING ADD_GROUP or ADD_COLUMN.

Action: None

ORA-64152: There are no pending rows to process.

Cause: DBMS_XMLINDEX.PROCESS_PENDING was called on an index that does not have any pending rows to process.

Action: Execute NONBLOCKING COMPLETE operation to complete the nonblocking alter index.

ORA-64153: Cannot create XMLIndex for data stored in a CLOB column within the object-relational storage model.

Cause: An attempt was made to create an XMLIndex on an XML CLOB column stored with object-relational storage.

Action: Change the XML column storage to binary XML.

ORA-64154: XMLIndex cannot be created on an autolist partitioned table.

Cause: An attempt was made to create an XMLIndex on a table that had an autolist partition.

Action: None

ORA-64155: XMLIndex with unstructured component cannot be created on an interval partitioned table.

Cause: There was an attempt to create an Unstructured XMLIndex (UXI) component on a table with interval partitioning.

Action: Create an XMLIndex with a structured component.

ORA-64201: unregistered LOB value encountered

Cause: The LOB value associated with the input locator did not exist in client-side reference tables.

Action: This is an internal error. Contact Oracle Support Services.

ORA-64202: remote temporary or abstract LOB locator is encountered

Cause: Local database encountered a temporary or abstract LOB created on a remote database. Remote access to temporary or abstract LOB is not supported.

Action: Avoid remote queries that return a temporary or abstract LOB.

ORA-64203: Destination buffer too small to hold CLOB data after character set conversion.

Cause: An attempt was made to convert CLOB to CHAR, where the LOB size was bigger than the buffer limit for CHAR types or the CHAR buffer was not big enough to hold all data after character set conversion.

Action: Do one of the following: * Make the LOB smaller before performing the conversion. for example, by using SUBSTR on CLOB * Use DBMS_LOB.SUBSTR to convert CLOB to CHAR.

ORA-64204: encountered partial multibyte character

Cause: The requested operation could not complete because a partial multibyte character was found at the end of the input.

Action: Ensure that the input buffer ends with a complete multibyte character and retry the operation.

ORA-64205: Cannot use other triggering events along with LOGICAL LOB UPDATE event

Cause: An attempt was made to use other triggering events (such as INSERT, DELETE and UPDATE) with the LOGICAL LOB UPDATE event.

Action: Create multiple triggers instead of sharing a trigger for multiple events.

ORA-64206: Cannot create INSTEAD OF LOGICAL LOB UPDATE trigger

Cause: INSTEAD OF LOGICAL LOB UPDATE trigger was not allowed.

Action: None

ORA-64207: Invalid LOGICAL LOB UPDATE trigger definition

Cause: The LOGICAL LOB UPDATE trigger could not be created on a non-LOB column of a table. The column name has to be specified while creating the trigger. Only one column name can be specified while creating the trigger.

Action: Specify LOGICAL LOB UPDATE trigger with a valid definition.

ORA-64208: FOR EACH ROW clause is required for before or after LOGICAL LOB UPDATE triggers

Cause: An attempt was made to create a before or after LOGICAL LOB UPDATE trigger without a FOR EACH ROW clause.

Action: Specify a FOR EACH ROW clause for a before/after LOGICAL LOB UPDATE trigger.

ORA-64209: WHEN clause is not allowed for LOGICAL LOB UPDATE triggers

Cause: WHEN clause was specified for a LOGICAL LOB UPDATE trigger.

Action: Remove the WHEN clause when creating a LOGICAL LOB UPDATE trigger.

ORA-64210: Cannot reference a trigger of a different type

Cause: The LOGICAL LOB UPDATE trigger did not follow other LOGICAL LOB UPDATE triggers. Non-LOGICAL LOB UPDATE triggers cannot follow LOGICAL LOB UPDATE triggers.

Action: None

ORA-64211: Cannot access other columns within a LOGICAL LOB UPDATE trigger body

Cause: An attempt was made to access an invalid column. A LOGICAL LOB UPDATE trigger can only access ROWID column and the column for which it was specified. Access to other columns is not allowed.

Action: Remove references to other columns within a LOGICAL LOB UPDATE trigger body.

ORA-64212: Cannot create a LOGICAL LOB UPDATE trigger on a view

Cause: A LOGICAL LOB UPDATE trigger could not be created on view.

Action: None

ORA-64213: Cannot create a compound LOGICAL LOB UPDATE trigger with statement level actions

Cause: A compound LOGICAL LOB UPDATE trigger could not contain statement level actions.

Action: None

ORA-64214: Cannot create a crossedition LOGICAL LOB UPDATE trigger

Cause: Crossedition LOGICAL LOB UPDATE triggers were not supported.

Action: None

ORA-64215: PL/SQL subprogram '*string*' for internal use only

Cause: An attempt was made to use a subprogram that is for internal Oracle development use only.

Action: Do not use this unsupported subprogram. Refer to Oracle documentation for available subprograms.

ORA-64219: invalid LOB locator encountered

Cause: The LOB locator sent from client to server was invalid.

Action: Pass a valid LOB locator that was either returned by the database or initialized as an empty locator.

ORA-64300: Invalid compression level specified

Cause: The specified archive compression level value was invalid. Valid values are LOW or HIGH.

Action: Choose a valid level and retry the operation.

ORA-64307: Exadata Hybrid Columnar Compression is not supported for tablespaces on this storage type

Cause: An attempt was made to use Exadata Hybrid Columnar Compression on unsupported storage.

Action: Create this table in a tablespace residing on Oracle Exadata, Oracle's Sun ZFS or Pillar Axiom storage or use a different compression type.

ORA-64308: hybrid columnar compressed table cannot have column with LONG data type

Cause: One of the following was attempted: - Create a hybrid columnar compressed table with a LONG data type. - Alter an existing table with a LONG data type to be hybrid columnar compressed. - Add a LONG data type column to a hybrid columnar compressed table.

Action: LONG data types are not supported with hybrid columnar compressed tables. Create table without LONG column or change table to not be hybrid columnar compressed. If adding a column, do not use LONG data type. If modifying attributes of a column to change data type to LONG, the table cannot be hybrid columnar compressed.

ORA-64309: Hybrid Columnar Compression with row-level locking is not supported for tablespaces on this storage type.

Cause: An attempt was made to use Hybrid Columnar Compression with row-level locking on an unsupported storage type.

Action: Create this table in a tablespace residing on Oracle Exadata storage or use a different compression type.

ORA-64310: could not get compression analysis lock

Cause: An operation could not obtain the compression analysis lock in a reasonable amount of time.

Action: Retry the operation.

ORA-64350: only one INMEMORY clause may be specified

Cause: INMEMORY was specified more than once.

Action: Specify each desired INMEMORY clause option only once.

ORA-64364: In-memory column store on Oracle RAC is only supported on Oracle-engineered systems.

Cause: An attempt was made to use the in-memory column store feature with Oracle RAC on an unsupported system.

Action: Disable Oracle RAC before attempting to use the in-memory column store in this environment or use an Oracle-engineered system.

ORA-64367: In-memory column store FastStart tablespace is offline.

Cause: The FastStart feature was enabled but its tablespace was offline.

Action: Disable FastStart or bring the FastStart tablespace online.

ORA-64368: In-memory FastStart is only supported on Oracle-engineered systems.

Cause: An attempt was made to use the in-memory column store FastStart feature on an unsupported system.

Action: Use FastStart on an Oracle-engineered system.

ORA-64369: In-memory FastStart Oracle Call Interface (OCI) error *string*

Cause: An OCI error occurred when enabling or disabling FastStart.

Action: Manually correct the problem.

ORA-64370: INMEMORY clause with DISTRIBUTE BY PARTITION specified for a table that is not partitioned.

Cause: DISTRIBUTE BY PARTITION was specified for a table that is not partitioned.

Action: None

ORA-64371: INMEMORY clause with DISTRIBUTE BY SUBPARTITION specified for a table that is not composite.

Cause: DISTRIBUTE BY SUBPARTITION was specified for a table that is not composite.

Action: None

ORA-64372: INMEMORY clause with DISTRIBUTE BY SUBPARTITION specified for a table that is not partitioned.

Cause: DISTRIBUTE BY SUBPARTITION was specified for a table that is not partitioned.

Action: None

ORA-64373: Unable to get FastStart Admin Enqueue in mode *string*

Cause: An attempt was made to do FastStart administrative tasks while FastStart is in use.

Action: Temporarily disable faststart.

ORA-64374: Action cannot be performed when FastStart is not enabled.

Cause: An attempt was made to execute a FastStart related action when FastStart was not enabled.

Action: Enable FastStart and retry.

ORA-64375: FastStart is already enabled

Cause: FastStart is already enabled.

Action: None

ORA-64376: FastStart is already enabled on this tablespace

Cause: This tablespace is already assigned to FastStart or some FastStart internal objects already exists on this tablespace.

Action: Rerun DBMS_INMEMORY.ENABLE_FASTSTART after running DBMS_INMEMORY.DISABLE_FASTSTART

ORA-64377: Action cannot be performed when database is in read-only mode

Cause: An attempt make changes to FastStart objects on a read-only database.

Action: Mount the the database in writable mode and retry.

ORA-64378: Action cannot be performed on the tablespace assigned to FastStart while the feature is enabled

Cause: An attempt to make FastStart tablespace offline when the feature is enabled.

Action: Disable the feature and retry.

ORA-64379: Action cannot be performed on the tablespace assigned to FastStart while the feature is enabled

Cause: An attempt drop FastStart tablespace when the feature is enabled.

Action: Disable the feature and retry.

ORA-64380: FastStart cannot be enabled or migrated to a non-ASSM tablespace.

Cause: An attempt was made to enable or migrate FastStart to a non-automatic segment space management (ASSM) tablespace.

Action: Enable or migrate FastStart to an ASSM tablespace.

ORA-64381: Unable to aquire the tablespace enqueue for the given FastStart operation.

Cause: The given tablespace was locked by another operation.

Action: Try again later.

ORA-64382: FastStart checkpoint has already started.

Cause: An attempt was made to initiate a checkpoint when one was already started.

Action: Wait for the previous checkpoint to finish.

ORA-64383: FastStart *string* was incomplete.

Cause: The previous FastStart administrative procedure was incomplete.

Action: Run the procedure again or disable the feature.

ORA-64384: invalid FastStart catalog version detected

Cause: The version number of the FastStart catalog was invalid or too old.

Action: Rebuild the FastStart catalog.

ORA-64386: *string* not supported for proxy PDB

Cause: An attempt was made to use FastStart in the case of a proxy pluggable database (PDB).

Action: None

ORA-64387: inmemory_size cannot be modified

Cause: An attempt was made to modify inmemory_size parameter when database was not opened, was read-only, or was being migrated.

Action: Issue the command after opening the database in read/write mode.

ORA-64388: inmemory_size specified is less than a minimum of (*string*) bytes

Cause: inmemory_size was less than the minimum expected by the system.

Action: Issue the command after changing the value for the inmemory_size parameter.

ORA-64389: The FastStart tablespace has insufficient space to migrate

Cause: An attempt was made to migrate FastStart to a tablespace which did not have sufficient space.

Action: Add space to the tablespace that is migrated.

ORA-64390: FastStart not supported for *string*

Cause: An attempt was made to use FastStart along with the feature that is not supported.

Action: None

ORA-64401: This manageability package is only supported on Oracle RDBMS versions 10.2, 11.1, and 11.2.

Cause: Package installation invoked on database version that was not 10.2, 11.1 or 11.2..

Action: Use Oracle databaseversion 10.2, 11.1, or 11.2.

ORA-64402: Invalid input. XMLSchema is null.

Cause: XMLSchema was not provided to the procedure or function call..

Action: Provide an XMLSchema.

ORA-64403: Input cannot be null

Cause: An input parameter was null.

Action: Provide input paramter.

ORA-64404: Input string exceeds the maximum size

Cause: An input string was provided whose length exceeded the maximum size allowed. This size is 30 bytes for clients prior to Oracle Database 12c Release 2 (12.2) and 128 bytes otherwise.

Action: Provide a shorter input string.

ORA-64405: No matching elements found. Zero annotations were applied.

Cause: The parameters provided to annotate the XMLSchema did not match any entities in the XMLSchema.

Action: Correct the parameters.

ORA-64406: No matching elements found. Zero annotations were removed.

Cause: The parameters provided to annotate the XMLSchema did not match any entities in the XMLSchema.

Action: Correct the parameters.

ORA-64407: Annotation maps to multiple elements.

Cause: The parameters provided to annotate the XMLSchema matched to multiple entities in the XMLSchema.

Action: .

ORA-64408: Name for collection table too long.

Cause: The name for the collection table exceeded 25 characters.

Action: Reduce the length of the name of the collection table.

ORA-64409: XPath could not be mapped to exactly one table.

Cause: XPath could not be mapped to existing table.

Action: Check input parameters.

ORA-64410: Invalid XPath.

Cause: The XPath string provided to the procedure was not valid.

Action: Check XPath string.

ORA-64411: Invalid collection table specified by XPath.

Cause: An invalid collection table was specified by the XPath string.

Action: Check XPath string.

ORA-64412: Procedure called on XML table with BINARY storage model.

Cause: The procedure renameCollectionTable did not work on binary storage model.

Action: .

ORA-64413: Cannot disable constraints/indexes for non-global schemas owned by other users or a non schema based table/column.

Cause: An attempt was made to disable constraints or indexes for non-global schemas owned by other users or a non schema based table/column.

Action: Use an OR schema based table/column or change users to disable constraints or indexes.

ORA-64414: Cannot enable constraints/indexes for non-global schemas owned by other users or a non schema based table/column.

Cause: An attempt was made to enable constraints or indexes for schemas owned by other users or for a non schema based table/column.

Action: Use an OR schema based table/column or change users to enable constraints or indexes.

ORA-64415: Error in namespace declaration.

Cause: The namespace declaration was invalid.

Action: Correct namespace declaration.

ORA-64416: Table does not exist.

Cause: The tab_name parameter provided the name of a table that did not exist..

Action: Correct the tab_name parameter.

ORA-64417: Column does not exist in table.

Cause: The col_name parameter provided the name of a column that did not exist in the given table.

Action: Correct the col_name parameter.

ORA-64418: Column not of XMLType.

Cause: The col_name parameter provided the name of a column that was not an XMLType column.

Action: Correct the col_name parameter.

ORA-64419: Name for collection table already exists.

Cause: The name for the collection table could not be used because it already exists.

Action: Use another name for collection table.

ORA-64420: Table not of XMLType.

Cause: The table_name parameter provided the name of a table that was not an XMLType table.

Action: Correct the table_name parameter or provide the name of an XMLType column in the table.

ORA-64477: Multiple token tables are not supported.

Cause: An attempt was made to create a new token table. If encountered during an import, a critical patch was possibly missing on the export database.

Action: Use the default token table. If encountered during an import, apply the appropriate patch on the export database and try the export and import again.

ORA-64479: element '*string*' is missing type name annotation; schema cannot be registered by common users

Cause: A common user tried to register a schema with missing type name annotations. All type names from the schema and its dependencies should be annotated.

Action: Make sure the schema being registered and its dependencies have all the element type names annotated.

ORA-64480: element '*string*' is missing default table name annotation; schema cannot be registered by common users

Cause: A common user tried to register a schema with missing default table name annotations. All table names from the schema and its dependencies should be annotated.

Action: Make sure the schema being registered and its dependencies have all the default table names annotated.

ORA-64481: invalid tablespace name

Cause: The tablespace name did not have a closing double quotation mark.

Action: Ensure that the last character is also a double quotation mark.

ORA-64482: Moving XDB to *string* is not allowed.

Cause: An attempt was made to move XDB to a system tablespace.

Action: Ensure that the target tablespace is not a system tablespace.

ORA-64483: New tablespace *string* is smaller than the current tablespace *string*.

Cause: The new tablespace was smaller than the current tablespace.

Action: Ensure that the new tablespace is larger than the current tablespace.

ORA-64484: New tablespace *string* is not ASSM.

Cause: The new tablespace was not Automatic Segment Space Management (ASSM).

Action: Ensure that the new tablespace is ASSM.

ORA-64485: invalid pathname

Cause: An invalid resource handle or path name was passed.

Action: Pass a valid path name.

ORA-64486: The internal table is empty.

Cause: The internal input table containing the schemas was empty.

Action: Insert schemas to be moved into the internal table and invoke procedure.

ORA-64487: XML schema *string* exists for user *string*

Cause: The XML schema existed for the user.

Action: Ensure that the XML schema is a new one.

ORA-64488: cannot migrate inherited type *string*

Cause: The inherited type could not be migrated.

Action: Ensure that it is not inherited by any other type.

ORA-64489: cannot migrate XML schema *string*

Cause: The XML schema could not be migrated.

Action: Ensure that the XML schema can be migrated.

ORA-64490: cannot migrate owner from *string* to *string* for XML schema *string*

Cause: The owner could not be migrated for the XML schema.

Action: Ensure that the XML schema can be migrated.

ORA-64491: cannot grant XML schemas to public

Cause: The XML schema could not be granted to public.

Action: Ensure that the XML schema can be granted to public.

ORA-64492: The level up the hierarchy must be greater than 0.

Cause: The level up the hierarchy was less than 1.

Action: Ensure that the level up the hierarchy is greater than 0.

ORA-64493: The resource type is unknown.

Cause: The resource type was not recognized.

Action: Ensure that the resource is valid.

ORA-64494: Substitution group is not supported when maintainDOM is not set.

Cause: maintainDOM was not set to TRUE.

Action: Ensure that maintainDOM is set to TRUE.

ORA-64495: XQuery data model has to be allowed.

Cause: XQuery data model is not allowed.

Action: Ensure that XQuery data model is allowed.

ORA-64496: Position predicate on out-of-line table is not supported when maintainDOM is set to FALSE.

Cause: An attempt was made to use position predicate on an out-of-line table when maintainDOM was set to FALSE.

Action: Ensure that maintainDOM is set to TRUE.

ORA-64497: File access not over XDB repository is not allowed on server side.

Cause: For security reasons, ftp and http access over XDB repository is not allowed on server side.

Action: Have file access over XDB repository only or do not specify file access.

ORA-64498: FTP and HTTP access over XDB repository is not allowed on server side

Cause: For security reasons, ftp and http access over XDB repository is not allowed on server side.

Action: Do not specify FTP or HTTP access over XDB repository.

ORA-64499: ORADB operations not allowed on client-side.

Cause: ORADB client access was a security issue.

Action: Do not specify ORADB operation on client-side.

ORA-64500: invalid PL/SQL XML parser handle

Cause: The PL/SQL XML parser handle was invalid.

Action: Ensure that the PL/SQL XML parser handle is valid.

ORA-64501: invalid PL/SQL XSL processor handle

Cause: The PL/SQL XSL processor handle was invalid.

Action: Ensure that the PL/SQL XSL processor handle is valid.

ORA-64502: invalid PL/SQL XSL stylesheet handle

Cause: The PL/SQL XSL stylesheet handle was invalid.

Action: Ensure that the PL/SQL XSL stylesheet handle is valid.

ORA-64503: invalid PL/SQL DOM handle

Cause: The PL/SQL DOM handle was invalid.

Action: Ensure that the PL/SQL DOM handle is valid.

ORA-64504: invalid PL/SQL DOM *string* handle

Cause: The named PL/SQL DOM handle was invalid.

Action: Ensure that the named PL/SQL DOM handle is valid.

ORA-64505: NULL or invalid *string* argument specified

Cause: The named argument was either invalid or was specified as a NULL.

Action: Specify a non-null, valid argument.

ORA-64506: procedure or function not supported

Cause: The PL/SQL procedure or function was not supported.

Action: Modify the code to avoid usage of the PL/SQL procedure or function.

ORA-64507: ACL path is not valid.

Cause: ACL path was not valid.

Action: Ensure the ACL path is valid.

ORA-64508: XSLT parameter is not valid.

Cause: XSLT parameter was not valid.

Action: Ensure the XSLT parameter is valid.

ORA-64600: duplicate or conflicting SCALE or EXTEND specifications

Cause: The specifications were either a duplicate of each other or were conflicting.

Action: Remove the duplicate or conflicting specification.

ORA-64601: duplicate RESTART specified

Cause: The specified RESTART was a duplicate.

Action: Remove the duplicate specification.

ORA-64602: CREATE SEQUENCE cannot have a RESTART clause

Cause: The RESTART clause was specified in the CREATE SEQUENCE statement.

Action: Remove the RESTART clause.

ORA-64603: NEXTVAL cannot be instantiated for *string*. Widen the sequence by *string* digits or alter sequence with SCALE EXTEND.

Cause: The NOEXTEND constraint was specified for the scalable sequence and the generated value was wider than the sequence maximum value.

Action: Widen the sequence maximum value or remove the NOEXTEND constraint.

ORA-64620: duplicate user tablespace specification

Cause: An attempt was made to create more than one user tablespace during database creation.

Action: Modify the command to contain only one user tablespace.

ORA-64621: SQL statement length (*string*) exceeds maximum allowed length (*string*)

Cause: An attempt was made to issue a SQL statement that exceeded the maximum allowed length of a statement.

Action: Modify the SQL statement or the views to which it refers to fit within the maximum length or split the SQL statement.

ORA-64670: failure to create persistent memory region

Cause: An attempt to create a persistent memory region failed.

Action: Check the alert file for more information.

ORA-64671: failure to delete persistent memory region

Cause: An attempt to delete a persistent memory region failed.

Action: Check the alert file for more information.

ORA-64672: failure to attach to a persistent memory region

Cause: A process failed to attach to a persistent memory region.

Action: Check the alert file for more information.

ORA-64673: failure to detach from a persistent memory region

Cause: A process failed to detach from a persistent memory region.

Action: Check the alert file for more information.

ORA-64674: failure to allocate persistent memory region

Cause: System did not have %llu bytes of available persistent memory.

Action: Allocate the required amount of persistent memory on the system.

ORA-64675: failure to open a persistent memory region

Cause: The system-wide limit on number of open files has been reached.

Action: Increase the system open file descriptors limit.

ORA-64676: internal error occurred

Cause: An internal error occurred while doing an operation on persistent memory.

Action: Contact Oracle Support Services.

ORA-64677: failure to query system state

Cause: An attempt to query system state failed.

Action: Check the alert file for more information.

ORA-64678: enables XGA tracing

Cause: Tracing was enabled while doing an operation on XGA memory.

Action: Set this event only under the supervision of Oracle Support Services.

ORA-64700: Recovery Appliance is shutting down

Cause: The Recovery Appliance was in the process of shutting down. This message is recorded in the incident log for the Recovery Appliance. When the shutdown completes, the incident is marked as FIXED.

Action: Wait for the Recovery Appliance to complete its shutdown.

ORA-64701: storage location *string* can no longer honor its reservations.

Cause: The specified storage location did not contain enough space to fulfill the reservations of all of the databases assigned to it. This error will be seen if a storage location lost part of its disk space and was in the process of being repaired.

Action: Either shrink the reservations for the databases contained within the storage location or add additional disk space to the storage location.

ORA-64702: error repairing container files for storage location *string*:\n*nstring*

Cause: An error was returned while trying to rebuild or repair the container files used to store data from protected databases.

Action: The subsequent error will identify the error that needs to be addressed before the Recovery Appliance can be repaired.

ORA-64703: resource error detected

Cause: A task needed to be interrupted because it detected a resource limitation such as insufficient temporary table space or a snapshot being too old. It will be retried once the contention for the resource decreases. The secondary messages will identify the resource that has been exhausted.

Action: If this error occurs rarely, no user action is required. If the condition becomes persistent, the Recovery Appliance administrator should increase the resource that is exhausted.

ORA-64705: no destination in "*string*" at column *string*

Cause: The storage destination contained a syntax error.

Action: Correct the syntax error and retry the operation.

ORA-64708: more than one polling_location in "*string*" at column *string*

Cause: More than one polling_location was specified. Only one polling_location is allowed.

Action: Specify only one polling destination directory and retry the operation.

ORA-64709: ASM polling_location is not supported in "*string*" at column *string*

Cause: The polling_location specified an ASM-based location. Only non-ASM-based polling_locations are supported.

Action: Specify one non-ASM polling destination and retry the operation.

ORA-64711: storage destination do not reference an ASM diskgroup

Cause: The storage destination referenced a non-ASM storage location. Only ASM-based storage destinations are allowed. The operation has been rolled back.

Action: Correct the syntax error and retry the operation.

ORA-64713: requested size *string* for *string* was too small; already using *string*

Cause: The size requested for the storage destination was smaller than its current size.

Action: Increase the requested size and retry the operation.

ORA-64714: requested size *string* for *string* was larger than total available space *string*

Cause: The size requested for the storage destination was larger than its current used space plus its current free space.

Action: Decrease the requested size and retry the operation.

ORA-64715: redundancy type "*string*" for diskgroup *string* is invalid

Cause: The redundancy type for the specified diskgroup was not one of {NORMAL | HIGH | EXTERN}.

Action: Correct the redundancy type of the diskgroup and retry the operation.

ORA-64716: storage location *string* allocation size *string* does not equal diskgroup *string* allocation size *string*

Cause: The minimum allocation size of the specified storage location was not the same as the specified diskgroup allocation unit size.

Action: Specify a different diskgroup or a different storage location and retry the operation.

ORA-64717: network chunk size *string* is not a multiple of diskgroup *string* allocation size *string*

Cause: The configured network chunk size was not a multiple of the specified diskgroup allocation unit size.

Action: Specify a different diskgroup or reconfigure the network chunk size and retry the operation.

ORA-64718: diskgroup *string* allocation size *string* is not a power of two

Cause: The diskgroup allocation unit size was not a power of two.

Action: Specify a different diskgroup and retry the operation.

ORA-64719: diskgroup *string* allocation size *string* is less than two megabytes *string*

Cause: The diskgroup allocation unit size was less than two megabytes.

Action: Specify a different diskgroup and retry the operation.

ORA-64720: no containers were created for storage location *string*

Cause: No storage was allocated and initialized for the specified storage location.

Action: Specify a different diskgroup for the storage location, increase the size of the diskgroup, or reduce the size of the storage location and retry the operation.

ORA-64721: reserved space *string* is less than the minimum reservation *string*

Cause: No storage was allocated and initialized for the specified storage location.

Action: Specify a different diskgroup for the storage location, increase the size of the diskgroup, or reduce the size of the storage location and retry the operation.

ORA-64722: number of drives must be greater than zero

Cause: The specified number of tape drives was NULL or was less than or equal to zero.

Action: Specify a number of tape drives greater than 0 and retry the operation.

ORA-64723: number of drives reserved for restore operations must be greater than or equal to zero

Cause: The number of tape drives reserved for restore operations was NULL or was less than zero.

Action: Specify a number of tape drives reserved for restore operations greater than or equal to zero and retry the operation.

ORA-64724: number of restore drives *string* too large; must be less than *string*

Cause: The number of tape drives reserved for restore operations was at least as large as the total number of drives available. The number of tape drives reserved for restore operations must be at least one less than the total number of drives available.

Action: Specify a number of tape drives reserved for restore operations less than the total number of drives available and retry the operation.

ORA-64725: number of streams must be greater than zero

Cause: The number of streams was less than or equal to zero.

Action: Specify a number of streams greater than zero and retry the operation.

ORA-64726: number of streams *string* too large; must be no larger than *string*

Cause: The number of streams was larger than the total number of drives available. The number of streams must be no larger than the total number of drives available.

Action: Reduce the number of available streams and retry the operation.

ORA-64727: number of copies *string* not in the range 1 through 4

Cause: The number of copies was either NULL or not in the range 1 through 4 inclusive.

Action: Specify a number of copies in the range 1 through 4 and retry the operation.

ORA-64728: replication server name length *string* is too long

Cause: The replication server name was longer than 128 characters.

Action: Specify a replication server name shorter than 128 characters and retry the operation.

ORA-64729: replication server proxy port *string* must be greater than zero

Cause: The replication server proxy port number was less than or equal to zero.

Action: Specify a replication server proxy port number greater than zero and retry the operation.

ORA-64730: replication server proxy URL provided but proxy port is NULL

Cause: A replication server proxy URL was provided but a proxy port number was not. If either a proxy URL or a proxy port are specified, both must be specified.

Action: Specify both a replication server URL and a replication server proxy port number and retry the operation.

ORA-64731: replication server proxy port provided but proxy URL is NULL

Cause: A replication server proxy port number was provided but a proxy URL was not. If either a proxy URL or a proxy port are specified, both must be specified.

Action: Specify both a replication server URL and a replication server proxy port number and retry the operation.

ORA-64732: HTTP server not configured at replication host

Cause: The HTTP server at the replication host site has not been configured.

Action: Configure the HTTP server at the replication host site and retry the operation.

ORA-64733: unable to move individual backup piece with BP_KEY *string*; not a KEEP backup

Cause: An attempt was made to move an individual backup piece, but the backup set of which this backup piece was a member was not a KEEP backup.

Action: Specify a backup piece key that is a member of a KEEP backup set and retry the operation.

ORA-64735: unknown incarnation detected at Recovery Appliance, need catalog resync

Cause: A new archived log or backup set belonging to the new incarnation was received at Recovery Appliance.

Action: Using RMAN, connect to the Recovery Appliance as a recovery catalog, primary database as target database and perform the resynchronization operation using the RESYNC CATALOG RMAN command. If this error occurred at downstream of the Recovery Appliance (in a replicated Recovery Appliance setup), the reconcile operation fixes this error automatically when the same error is fixed at the upstream Recovery Appliance.

ORA-64736: Task ID *string* of type *string* has been interrupted *string* times.

Cause: The specified task was restarted an unexpected number of times. Tasks get interrupted when there is competition for resources. This is only a warning. It does not necessarily indicate a problem with the Recovery Appliance.

Action: If these problems persist for long periods, contact Oracle Support Services.

ORA-64737: unable to copy a full backup of database *string* to tape or replicated Recovery Appliance

Cause: While creating a full database backup to tape or to a replicated recovery appliance, level 0 backups of one or more data files were missing.

Action: Query the RA_SBT_TEMPLATE_MDF view to determine the data files for which backups are missing. If using the "incremental forever" backup strategy, perform a level-0 incremental backup for the given database and retry the operation.

ORA-64738: guaranteed copy suspended for database *string*

Cause: One of the following operations was performed resulting in the database using more than its allotted disk space: - UPDATE_DB lowering the DISK_SPACE_RESERVE value. - UPDATE_PROTECTION_POLICY setting the guaranteed_copy parameter to YES - DELETE_SBT_LIBRARY where backup data for the given database existed. New backup requests may be stalled until the system can recompute the safety of allowing additional backup data or backup data may be lost.

Action: This event can be avoided by ensuring backups are written to tape in a timely manner. Conversely, one should avoid the activities listed in the Cause statement when backups are not being written to tape in a timely manner.

ORA-64739: RECOVERY_WINDOW_GOAL is lost for database *string*

Cause: The recovery window goal was not available for the current set of backups. The recovery window goal in the protection policy indicates a desire to be able to restore and recover to any point in time within that range. This is not possible given the current set of backups. Possible reasons are missing archive log backups, missing data file backups or lack of reserved disk space.

Action: Ensure that backups are done regularly. Ensure that your disk reserved space value is set high enough to support your goals. Query RA_DATABASE view for DISK_RESERVED_SPACE and RECOVERY_WINDOW_SPACE parameters and compare these two parameters to ensure enough space has been provisioned to meet your goals. However, you may use the DBMS_RA.UPDATE_PROTECTION_POLICY procedure to increase the DISK_RESERVED_SPACE value to ensure additional backups are saved. Also, check for KEEP backups consuming space on the disk and decide if they should be moved to tape or other disk storage.

ORA-64740: Backups from database *string* have not been seen for more than UNPROTECTED_WINDOW period

Cause: An UNPROTECTED_WINDOW parameter in protection policy has been specified and the Recovery Appliance has not received sufficient archive log backups or data file backups from the given target database for at least that period.

Action: Ensure that backups are being performed in a timely manner and that, if set up, redo logs or backups are being sent to the Recovery Appliance.

ORA-64741: Scheduler *string* running task *string* of type *string* did not stop after *string* requests.

Cause: The specified Recovery Appliance scheduler process could not be stopped.

Action: If these problems persist for long periods, contact Oracle Support Services.

ORA-64742: database *string* is being deleted

Cause: The current command failed because the database was in the process of being deleted.

Action: No action is necessary.

ORA-64744: Argument *string* is null, invalid, or out of range.

Cause: The argument was expecting a non-null, valid value but the argument value passed in was null, invalid, or out of range.

Action: Check your program and correct the caller of the routine to not pass a null, invalid or out-of-range argument value.

ORA-64745: Name length is *string* characters; maximum length is *string* characters.

Cause: The length of the name exceeded the limit.

Action: Specify a shorter name and retry the operation.

ORA-64746: Name contains invalid characters.

Cause: The name incorrectly started with "_", "-", ":", "#", or digits or contained non-alphanumeric characters. Verify that all other double quotation marks, if any, in the string are adjacent pairs of double quotation marks. Double quotation marks must not be used in the middle of the name.

Action: Change the name and exclude the invalid characters.

ORA-64747: Name contains invalid character "*string*" at the position [*string*].

Cause: The name incorrectly started with "_", "-", ":", "#", or digits or contained non-alphanumeric characters. Verify that all other double quotation marks, if any, in the string are adjacent pairs of double quotation marks. Double quotation marks must not be used in the middle of the name.

Action: Change the name and exclude the invalid characters.

ORA-64748: trace file writing initiated using *string*

Cause: The configuration of the Recovery Appliance was modified to enable the production of trace files. Trace files have the capacity to exhaust disk space on the Recovery Appliance.

Action: Turn off the tracing when it is no longer required.

ORA-64750: Instance *string* is unable to access *string*.

Cause: The Recovery Appliance was unable to find a file that is required for its operation.

Action: Ensure that the file system of the specified file is available on the specified instance.

ORA-64751: Replication setup error during *string*. replication server:*string* database:*string*.

Cause: The Recovery Appliance was unable to complete the configuration and setup of replication for the database specified.

Action: Validate that the downstream replication server is properly configured and all network communication paths are valid.

ORA-64752: storage unavailable for new redo or backups for database *string*

Cause: There was a failure while backing up redo or copying backups from a polling location. This condition may be due to one of the following reasons: * An individual backup piece exceeded the database protection policy DISK_RESERVE_SPACE value. * Guaranteed_copy is enabled but not enough data has been spooled to tape. * Misconfiguration of the storage location size.

Action: Check for the value of DISK_RESERVED_SPACE and storage location uses.

ORA-64753: Incorrect object type specified; specified *string*, expected *string*

Cause: An incorrect object type was given to an API command.

Action: Use the object-specific API. For example, use 'resume_replication_server' instead of 'resume_sbt_library'.

ORA-64754: unable to perform operation with associated tape or replication objects

Cause: An attempt to execute 'update_db' or 'update_protection_policy' and change storage locations with a replication server or tape job associated with the protection policy failed.

Action: Create a temporary protection policy that has the same storage location as the current protection policy with the tape and replication attributes of the target protection policy, update to the temporary protection policy, and then finally update to the target protection policy.

ORA-64755: failed to delete database *string*; the Recovery Appliance is not running

Cause: An attempt was made to delete a database, but the Recovery Appliance has been deactivated by the administrator.

Action: Have the Recovery Appliance administrator execute DBMS_RA.STARTUP_RECOVERY_APPLIANCE and retry the delete_db() operation.

ORA-64757: unable to restore backup piece with BP_KEY *string*

Cause: An attempt was made to restore the specified backup piece which resulted in an error. An explanation of the error appears in the following messages.

Action: Verify the correctness of the backup piece. If it is corrupt, either delete it or replace it.

ORA-64758: unable to grow delta store metadata in tablespace *string*

Cause: Additional extents could not be allocated for the tables used to to implement the delta store.

Action: Add additional storage to the indicated tablespace.

ORA-64759: Recovery Appliance is leaving restricted resources state

Cause: The Recovery Appliance ended its restrictions on task execution. The restricted resources state was entered when tasks could not run due to insufficient

temporary table space or insufficient undo space. At that time, resource intensive tasks were put into RESOURCE_WAIT state.

Action: None. This is only an informational message entered in the alert log.

ORA-64760: Database *string* has had tasks in ordering wait state for over *string* days.

Cause: The specified database had an INDEX_BACKUP task that could not be run because the task did not tile against the delta store. An incremental backup piece will not tile into the delta store when the full backup that it was built upon is not found in the delta store.

Action: Provide the missing incremental backups for the database. If no other incremental backups can be found, provide a new full backup for the database.

ORA-64761: disk group *string* is not usable by the Recovery Appliance

Cause: A disk group was supplied to either the create_storage_location or update_storage_location APIs that was not previously prepared by the installation software for the Recovery Appliance.

Action: Run the ra_update procedure to process the disk group and retry the API.

ORA-65000: missing or invalid pluggable database name

Cause: A valid pluggable database name was not present where required.

Action: Reissue the statement with a valid pluggable database name.

ORA-65001: missing or invalid administrative user name

Cause: A valid administrative user name was not present where required by the syntax of CREATE PLUGGABLE DATABASE statement.

Action: Reissue the CREATE PLUGGABLE DATABASE statement with a valid administrative user name.

ORA-65002: missing or invalid administrative user password

Cause: A valid administrative user password was not present where required by the syntax of CREATE PLUGGABLE DATABASE statement.

Action: Reissue the CREATE PLUGGABLE DATABASE statement with a valid administrative user password.

ORA-65003: missing or invalid XML file name

Cause: A valid XML file name was not present where required by the syntax of CREATE PLUGGABLE DATABASE statement.

Action: Reissue the CREATE PLUGGABLE DATABASE statement with a valid XML file name.

ORA-65004: missing or invalid database link name

Cause: A valid database link name was not present where required by the syntax of CREATE PLUGGABLE DATABASE statement.

Action: Reissue the CREATE PLUGGABLE DATABASE statement with a valid database link name.

ORA-65005: missing or invalid file name pattern for file - *string*

Cause: Either source or replacement file name pattern was missing or invalid in a SOURCE_FILE_NAME_CONVERT or FILE_NAME_CONVERT clause.

Action: Correct the SOURCE_FILE_NAME_CONVERT or FILE_NAME_CONVERT clause and reissue the statement.

ORA-65006: missing or invalid ENABLE PLUGGABLE DATABASE clause

Cause: An ENABLE PLUGGABLE DATABASE clause was not present where required by the syntax of CREATE DATABASE statement.

Action: Reissue the CREATE DATABASE statement with a valid ENABLE PLUGGABLE DATABASE clause.

ORA-65007: duplicate ENABLE PLUGGABLE DATABASE clause

Cause: A duplicate ENABLE PLUGGABLE DATABASE clause was specified in a CREATE DATABASE statement.

Action: Reissue the CREATE DATABASE statement with a valid ENABLE PLUGGABLE DATABASE clause.

ORA-65008: missing or invalid SEED clause

Cause: A SEED clause was not present where required by the syntax of CREATE DATABASE statement.

Action: Reissue the CREATE DATABASE statement with a valid SEED clause.

ORA-65010: maximum number of pluggable databases created

Cause: The number of pluggable databases exceeded either the MAX_PDBS property value or the maximum supported number of pluggable databases.

Action: Drop the existing pluggable databases and retry the operation.

ORA-65011: Pluggable database *string* does not exist.

Cause: User attempted to specify a pluggable database that does not exist.

Action: Check DBA_PDBS to see if it exists.

ORA-65012: Pluggable database *string* already exists.

Cause: User attempted to create a pluggable database with a name that already exists.

Action: Check DBA_PDBS to see if the name exists.

ORA-65013: invalid CONTAINER clause

Cause: An invalid CONTAINER clause was encountered.

Action: Reissue the DDL statement with a valid CONTAINER clause.

ORA-65014: invalid SHARING clause

Cause: An invalid SHARING clause was encountered.

Action: Reissue the DDL statement with a valid SHARING clause.

ORA-65015: missing or invalid container name

Cause: A valid container name was not present where required by the syntax of ALTER SESSION SET CONTAINER or ALTER USER ... SET | ADD | REMOVE CONTAINER_DATA statement.

Action: Reissue the statement with a valid container name.

ORA-65016: FILE_NAME_CONVERT must be specified

Cause: Data files, and possibly other files, needed to be copied as a part of creating a pluggable database. However, Oracle Managed Files (OMF) was not enabled, PDB_FILE_NAME_CONVERT was not defined, and there was a failure to specify the FILE_NAME_CONVERT clause.

Action: Enable OMF or define PDB_FILE_NAME_CONVERT system parameter before issuing CREATE PLUGGABLE DATABASE statement, or specify FILE_NAME_CONVERT clause as a part of the statement.

ORA-65017: seed pluggable database may not be dropped or altered

Cause: User attempted to drop or alter the Seed pluggable database which is not allowed.

Action: Specify a legal pluggable database name.

ORA-65018: FILE_NAME_CONVERT or NOCOPY must be specified

Cause: Oracle Managed Files (OMF) was not enabled and PDB_FILE_NAME_CONVERT was not defined. The FILE_NAME_CONVERT or the NOCOPY clause was not specified as a part of creating a pluggable database using data files.

Action: Enable OMF or define PDB_FILE_NAME_CONVERT system parameter before issuing CREATE PLUGGABLE DATABASE statement, or specify FILE_NAME_CONVERT clause or NOCOPY as a part of the statement.

ORA-65019: pluggable database *string* already open

Cause: An attempt was made to open a pluggable database that was already opened.

Action: Check the OPEN_MODE column in V\$PDBS view.

ORA-65020: pluggable database *string* already closed

Cause: An attempt was made to close a pluggable database that was already closed.

Action: Check the OPEN_MODE column in V\$PDBS view.

ORA-65021: illegal use of SHARING clause

Cause: A SHARING clause was encountered in unexpected context.

Action: Do not use SHARING clause outside of Oracle-supplied scripts.

ORA-65022: CONTAINER clause already specified

Cause: A statement contained multiple CONTAINER clauses.

Action: Eliminate redundant CONTAINER clauses.

ORA-65023: active transaction exists in container *string*

Cause: A statement attempted to create a new transaction in the current container while there was an active transaction in another container.

Action: Switch to the container with the active transaction and commit, rollback or detach the active transaction before attempting to issue any statement that will attempt to create a new transaction in another container.

ORA-65024: Pluggable database *string* is not open.

Cause: An operation was attempted on a pluggable database that was not open.

Action: Open the pluggable database using appropriate open mode.

ORA-65025: Pluggable database *string* is not closed on all instances.

Cause: An operation was attempted on a pluggable database that was not closed on all Oracle RAC instances.

Action: Close the pluggable database on all instances and retry the operation.

ORA-65026: XML metadata file error : *string*

Cause: An error occurred while trying to parse or write to the XML metadata file.

Action: Check that the XML metadata file exists and is readable.

ORA-65027: XML metadata file error while getting node or value for (*string* - *string*)

Cause: An error occurred while trying to parse the XML metadata file.

Action: Check and correct the XML metadata file.

ORA-65028: Unable to open plugin data file at path *string*

Cause: Error occurred while trying to open the data file.

Action: Check that the data file exists at the path.

ORA-65029: a Local User may not grant or revoke a Common Privilege or Role

Cause: A Local User issued a GRANT or REVOKE statement specifying CONTAINER=ALL, which is illegal.

Action: Remove CONTAINER=ALL from the statement.

ORA-65030: cannot grant a privilege commonly to a local user or role

Cause: A GRANT statement was issued specifying CONTAINER=ALL and naming a local user or role as a grantee, which is illegal.

Action: If trying to grant a privilege locally, remove CONTAINER=ALL from the GRANT statement. If trying to grant a privilege commonly, remove local users and roles from the list of grantees.

ORA-65031: cannot revoke a privilege commonly from a local user or role

Cause: A REVOKE statement was issued specifying CONTAINER=ALL and naming a local user or role as a revokee, which is illegal.

Action: If trying to revoke a privilege locally, remove CONTAINER=ALL from the REVOKE statement. If trying to revoke a privilege commonly, remove local users and roles from the list of revokees.

ORA-65032: A local role may only be granted or revoked within the current container.

Cause: A GRANT or REVOKE statement was issued specifying CONTAINER=ALL and listing a local role among the roles to be granted or revoked, which is illegal.

Action: If trying to grant or revoke a local role, remove CONTAINER=ALL from the REVOKE statement. If trying to grant or revoke roles commonly, remove local roles from the list of roles being granted or revoked.

ORA-65033: a common privilege may not be granted or revoked on a local object

Cause: A GRANT or REVOKE statement was issued specifying CONTAINER=ALL and naming a local object on which privileges are to be granted or revoked, which is illegal.

Action: Remove CONTAINER=ALL from the statement.

ORA-65034: PDB describe output file not specified

Cause: User attempted to describe a pluggable database without specifying an output XML file location.

Action: Specify an output file location for describe

ORA-65035: unable to create pluggable database from *string*

Cause: An attempt was made to clone a pluggable database that did not have local undo enabled.

Action: Enable local undo for the PDB and and retry the operation.

ORA-65036: pluggable database *string* not open in required mode

Cause: Attempted to perform an operation on a pluggable database in incorrect open mode.

Action: Open the pluggable database in the mode required for this operation

ORA-65037: A privilege on a local user may not be granted or revoked commonly.

Cause: A GRANT or REVOKE statement was issued specifying CONTAINER=ALL and naming a local user on which privileges are to be granted or revoked, which is illegal.

Action: Remove CONTAINER=ALL from the GRANT or REVOKE statement.

ORA-65039: container identifier column missing or is of unexpected type in a definition of a CONTAINER_DATA object

Cause: Table or view whose definition contained a CONTAINER_DATA clause lacked a column used to identify a container to which data belongs or the column was of unexpected type.

Action: Correct the statement and reenter.

ORA-65040: operation not allowed from within a pluggable database

Cause: An operation was attempted that can only be performed in the root or application root container.

Action: Switch to the root or application root container to perform the operation.

ORA-65041: CONTAINER_DATA attribute for this user cannot be modified

Cause: An attempt was made to modify CONTAINER_DATA attribute for user SYS or SYSBACKUP which is disallowed.

Action: Do not attempt to modify CONTAINER_DATA attribute for users SYS or SYSBACKUP.

ORA-65042: name is already used by an existing container

Cause: The name was already used by another container.

Action: Specify a valid name.

ORA-65043: TABLESPACE keyword expected

Cause: TABLESPACE keyword was missing.

Action: Specify a TABLESPACE keyword.

ORA-65044: missing or invalid option following STORAGE keyword

Cause: An option other than MAXSIZE or MAX_SHARED_TEMP_SIZE was specified.

Action: Specify only legal options.

ORA-65045: pluggable database not in a restricted mode

Cause: An operation was attempted on a pluggable database that was not in restricted mode.

Action: Open the pluggable database in a restricted mode.

ORA-65046: operation not allowed from outside a pluggable database

Cause: An operation was attempted that can only be performed from within a pluggable database.

Action: Switch to a pluggable database to perform the operation.

ORA-65047: Object *string.string* is invalid or compiled with errors in root.

Cause: An attempt was made to issue a metadata link DDL for an object that was invalid or compiled with errors in a CDB\$ROOT or an application root.

Action: Check the validity of the object in CDB\$ROOT or application root.

ORA-65048: error encountered when processing the current DDL statement in pluggable database *string*

Cause: An error was encountered when executing a statement in one of the pluggable databases.

Action: Examine the cause of failure in the pluggable database.

ORA-65049: Creation of local user or role is not allowed in this container.

Cause: An attempt was made to create a local user or role in CDB\$ROOT or an application root.

Action: If trying to create a common user or role, specify CONTAINER=ALL.

ORA-65050: Common DDLs only allowed in root.

Cause: An attempt was made to issue a common DDL in a pluggable database.

Action: Switch to CDB\$ROOT or application root and issue the common DDL.

ORA-65051: missing valid container identifier

Cause: A valid container identifier was not specified.

Action: Specify a valid container identifier.

ORA-65052: statement involves operations with different container scope

Cause: An attempt was made to combine one operation that applies to all containers with another that only applies to the local container into one statement.

Action: Execute the operations in separate statements.

ORA-65053: A global user cannot change the container in the session.

Cause: An attempt was made by a global user to change the container using the ALTER SESSION SET CONTAINER statement.

Action: This operation is not allowed for global users.

ORA-65054: Cannot open a pluggable database in the desired mode.

Cause: An attempt was made to open a pluggable database (PDB) in a mode incompatible with the multitenant container database (CDB) or, if the PDB belonged to an application container, in a mode incompatible with the application root.

Action: Open the CDB or the application root in a compatible mode first and retry the operation.

ORA-65056: CONTAINER_DATA attribute is not used in a pluggable database.

Cause: User connected to a pluggable database attempted to modify a CONTAINER_DATA attribute, which is illegal.

Action: A user connected to a pluggable database (PDB) may only see rows of CONTAINER_DATA objects on which the appropriate privilege has been granted and which pertain to that PDB or to the multitenant container database (CDB) as a whole. The ability to see this data is not controlled by the CONTAINER_DATA attribute, which is only used to control the ability to see rows pertaining to certain containers while connected to CDB\$ROOT or to an application root in a CDB.

ORA-65057: CONTAINER_DATA attribute must always include the current container

Cause: User issuing ALTER USER ... SET | REMOVE CONTAINER_DATA = ... statement attempted to exclude the current container from a CONTAINER_DATA attribute.

Action: Ensure that a CONTAINER_DATA attribute always includes the current container.

ORA-65058: object-specific CONTAINER_DATA attribute may only be specified for a CONTAINER_DATA object

Cause: Object referenced in an ALTER USER statement modifying an object-specific CONTAINER_DATA attribute is not a CONTAINER_DATA table or view.

Action: Ensure that an object referenced in the statement is a CONTAINER_DATA table or view.

ORA-65059: duplicate container name in CONTAINER_DATA clause

Cause: Duplicate references to a name of some container was encountered in a CONTAINER_DATA clause.

Action: Ensure that no container name appears more than once.

ORA-65060: CONTAINER_DATA attribute is not set

Cause: User attempted to add container(s) to an object-specific CONTAINER_DATA attribute which has not been explicitly set or has been set to DEFAULT or remove containers from a CONTAINER_DATA attribute which has not been explicitly set or has been set to DEFAULT.

Action: Avoid adding containers to object-specific CONTAINER_DATA attribute which has not been explicitly set or has been set to DEFAULT or removing containers from a CONTAINER_DATA attribute which has not been explicitly set or has been set to DEFAULT.

ORA-65061: some of specified containers do not belong to the CONTAINER_DATA attribute

Cause: User attempted to remove from a CONTAINER_DATA attribute container(s) which do not belong to it.

Action: Do not attempt to remove from a CONTAINER_DATA attribute container(s) which do not belong to it.

ORA-65062: CONTAINER_DATA attribute is set to ALL

Cause: User attempted to add or remove containers to or from a CONTAINER_DATA attribute whose current value is ALL, which is not supported.

Action: Do not attempt to add or remove containers to or from a CONTAINER_DATA attribute whose current value is ALL.

ORA-65063: CONTAINER_DATA clause has already been specified

Cause: The CONTAINER_DATA clause was specified twice.

Action: Specify only one CONTAINER_DATA clause.

ORA-65064: incorrect contents of XML metadata file

Cause: The contents of the XML metadata file were different from the actual file properties.

Action: Check and correct the XML metadata file.

ORA-65065: A local user or role can only be altered within the current container

Cause: The ALTER USER or ALTER ROLE statement was issued specifying CONTAINER=ALL and listing a local user or role among the users or roles to be altered, which is illegal.

Action: If trying to alter a local user or role, specify CONTAINER=CURRENT. If trying to alter common users or roles, remove local users or roles from the list of roles being altered.

ORA-65066: The specified changes must apply to all containers

Cause: An attempt was made to apply the specified changes to the current container.

Action: Specify CONTAINER=ALL.

ORA-65067: DEFAULT ROLE clause referencing a local role can only apply to the current container

Cause: An attempt was made to reference a local role across all containers using the DEFAULT ROLE clause.

Action: If you are trying to set a local role as the default role, specify CONTAINER=CURRENT. If trying to set common roles as the default roles, remove local roles from the list of roles referenced in the DEFAULT ROLE clause.

ORA-65068: cannot define a trigger that fires after a pluggable database is unplugged

Cause: An attempt was made to create a trigger that fires after a pluggable database has been unplugged. This type of trigger is not supported.

Action: Do not attempt to create a trigger that fires after a pluggable database has been unplugged.

ORA-65069: AFTER DB_ROLE_CHANGE triggers cannot be defined on a pluggable database

Cause: An attempt was made to create a pluggable database trigger that fires after a role change occurs from a standby database to primary or vice versa. This type of trigger is not supported.

Action: Do not specify AFTER DB_ROLE_CHANGE when creating a trigger on a pluggable database.

ORA-65070: AFTER CLONE trigger can only be created on a pluggable database

Cause: An attempt was made to create an AFTER CLONE trigger on a schema or a database. This type of trigger is not supported.

Action: Do not specify AFTER CLONE when creating a trigger on a schema or a database.

ORA-65071: BEFORE UNPLUG trigger can only be created on a pluggable database

Cause: An attempt was made to create a BEFORE UNPLUG trigger on a schema or a database. This type of triggers is not supported.

Action: Do not specify BEFORE UNPLUG when creating a trigger on a schema or a database.

ORA-65072: user must be connected to a pluggable database on which a trigger is being created

Cause: An attempt was made to create a database event trigger on a pluggable database while not connected to a pluggable database. This is not supported.

Action: Connect to the pluggable database on which a database event trigger needs to be created before attempting to create such a trigger.

ORA-65073: cannot define a trigger that fires before a pluggable database is cloned

Cause: An attempt was made to create a trigger that fires before a pluggable database has been cloned. This type of trigger is not supported.

Action: Do not attempt to create a trigger that fires before a pluggable database has been cloned.

ORA-65074: editions not supported for common users

Cause: An attempt was made to support editions for common users.

Action: Do not attempt to enable editions for common users.

ORA-65075: cannot recover the pluggable database

Cause: The pluggable database has been dropped.

Action: None

ORA-65076: incompatible SYSTEM tablespace in database being plugged in

Cause: An attempt was made to plug in a database that had a SYSTEM tablespace whose relative file number was not one. The most common cause of this error is when the database has been created using Oracle Database release 7 or earlier and then upgraded using the migrate utility.

Action: Migrate the database to a pluggable database using the Oracle Data Pump utility.

ORA-65080: cannot determine pluggable database name

Cause: An attempt was made to map the database ID to the pluggable database name.

Action: Contact Oracle Support Services.

ORA-65081: database or pluggable database is not open in read only mode

Cause: An operation was attempted on a database or pluggable database that is not open in read only mode

Action: Open the database or pluggable database in read only mode and then retry the operation.

ORA-65082: cannot add any more pluggable databases: limit of *string* exceeded

Cause: There was no more room in the control file for adding pluggable databases.

Action: Recreate the control file.

ORA-65083: pluggable database *string* shutdown in progress

Cause: The pluggable database is in the middle of shutdown abort

Action: Retry the operation later.

ORA-65084: object *string.string* does not exist in root

Cause: An attempt was made to create a common object that does not exist in root.

Action: Invoke the script using catcon.pl to create the object in all containers.

ORA-65085: cannot open pluggable database in read-only mode

Cause: The pluggable database has either been created and not opened or has not been opened in read/write mode after the undo mode has been changed for the multitenant container database (CDB).

Action: Open the pluggable database in the read/write or the restricted mode first.

ORA-65086: cannot open/close the pluggable database

Cause: The pluggable database has been unplugged.

Action: The pluggable database can only be dropped.

ORA-65087: Oracle-supplied operation not allowed from within a pluggable database

Cause: An operation in an Oracle-supplied script was attempted that can only be performed in the root container.

Action: Confirm that the operation is needed in the root container, and switch to the root container to perform the operation.

ORA-65088: database open should be retried

Cause: An inconsistency between the control file and the data dictionary was found and fixed during the database open. The database open needs to be executed again.

Action: Retry the database open.

ORA-65089: pluggable database is not clean

Cause: The pluggable database was not open anywhere but was not marked as clean yet.

Action: Wait until the cleanup is done and retry.

ORA-65090: operation only allowed in a container database

Cause: User attempted an operation that is only allowed in a CDB

Action: Connect to a CDB to perform this operation

ORA-65091: operation on *string* not allowed in a pluggable database

Cause: An undo tablespace or rollback segment operation was attempted that can only be performed in the root container.

Action: Switch to the root container to perform the undo tablespace or rollback segment operation.

ORA-65092: system privilege granted with a different scope to '*string*'

Cause: An attempt was made to revoke a system privilege that was granted with a different scope.

Action: Specify the correct value for the CONTAINER clause.

ORA-65093: multitenant container database not set up properly

Cause: An attempt was made to open a multitenant container database without the correct parameter set for a multitenant container database in the initialization parameter file.

Action: Set the 'enable_pluggable_database=true' parameter for the multitenant container database in the initialization parameter file and restart the database.

ORA-65094: invalid local user or role name

Cause: An attempt was made to create a local user or role with a name that was not valid for local users or roles. In addition to the usual rules for user and role names, local user and role names cannot start with C## or c##.

Action: Specify a valid local user or role name.

ORA-65095: invalid common object name

Cause: An attempt was made to create a common object with a name that was not valid for common objects. In addition to the usual rules for object names, common object names must consist only of ASCII characters.

Action: Specify a valid common object name.

ORA-65096: invalid common user or role name

Cause: An attempt was made to create a common user or role with a name that was not valid for common users or roles. In addition to the usual rules for user and role names, common user and role names must consist only of ASCII characters, and must contain the prefix specified in `common_user_prefix` parameter.

Action: Specify a valid common user or role name.

ORA-65097: DML into a data link table is outside an application action

Cause: DML into a data link table was attempted outside an application action.

Action: Begin the application action before the DML.

ORA-65098: DML into an extended data link table is outside an application action

Cause: DML into an extended data link table was attempted in an application root outside an application action.

Action: Begin the application action before the DML.

ORA-65099: Operation cannot be performed when the CDB is not open

Cause: An operation was attempted inside a pluggable database that requires the container database (CDB) to be open. *Action: Open the CDB and then reissue the operation.

Action: n/a

ORA-65100: missing or invalid path prefix - *string*

Cause: Path prefix was missing or invalid.

Action: Correct the `PATH_PREFIX` clause and reissue the statement.

ORA-65101: container database set up incorrectly

Cause: An attempt was made to use a non container database control file to startup a container database (CDB).

Action: Create a new control file for the CDB.

ORA-65102: missing or invalid instance name

Cause: A valid instance name was not present where required by the syntax of a `ALTER PLUGGABLE DATABASE` statement.

Action: Reissue the statement with a valid instance name.

ORA-65103: UPGRADE cannot be specified for PDBs being open in READ ONLY mode

Cause: `ALTER PLUGGABLE DATABASE ... OPEN UPGRADE` was specified, but the root is open `READ ONLY`, so the specified PDBs will also be opened `READ ONLY`, and `UPGRADE` cannot be specified for PDBs being opened `READ ONLY`.

Action: Reissue the statement without specifying `UPGRADE` or reopen the root in `READ WRITE` mode and then reissue the statement.

ORA-65104: operation not allowed on an inactive pluggable database

Cause: The pluggable database status was INACTIVE. It was still being created or there was an error during the create operation.

Action: Wait until the status is changed to CREATED or, in case of errors, drop the pluggable database and re-create it.

ORA-65105: SYSTEM data file for pluggable database #string not found

Cause: Data files were not specified in a CREATE CONTROLFILE statement in the SYSTEM tablespace of a pluggable database.

Action: Locate the data files and resubmit the CREATE CONTROLFILE statement.

ORA-65106: Pluggable database #string (string) is in an invalid state.

Cause: Data files were not specified in a CREATE CONTROLFILE statement of a pluggable database.

Action: Drop the pluggable database or locate the data files and resubmit the CREATE CONTROLFILE statement.

ORA-65107: Error encountered when processing the current task on instance:string

Cause: An error was encountered when executing a pluggable database task on one of the Oracle RAC instances.

Action: Examine the cause of failure on the instance.

ORA-65108: invalid use of a cursor belonging to another container

Cause: An attempt was made to use a cursor that was parsed or executed in a different container.

Action: Check if there are any incorrect uses of the SET CONTAINER statement. Parse, execute, fetch, and close a cursor only all in the same container.

ORA-65109: operation not allowed in CDB\$ROOT

Cause: An operation was attempted that is not supported in the Container Database root.

Action: Switch to a pluggable database to perform the operation.

ORA-65110: Invalid instance name specified

Cause: An attempt was made to use an invalid or inactive instance name in the INSTANCES clause.

Action: Specify a valid and active instance name.

ORA-65111: Cannot relocate to the same instance

Cause: An attempt was made to relocate a pluggable database to the current instance.

Action: Specify an instance which is different then the current instance.

ORA-65112: pluggable database string not closed on all instances of the standby database

Cause: Media recovery stopped because the pluggable database was either unplugged, dropped or renamed on the primary database.

Action: Close the pluggable database on all instances and restart the recovery.

ORA-65113: value of MAX_PDB_STORAGE property for the PDB is too low
Cause: The value of MAX_PDB_STORAGE specified in the ALTER or CREATE PLUGGABLE DATABASE statement is less than the current space usage of data files and temporary files of the container.

Action: Specify a higher value for MAX_PDB_STORAGE.

ORA-65114: space usage in container is too high

Cause: Space usage in the current container exceeded the value of MAX_PDB_STORAGE for the container.

Action: Specify a higher value for MAX_PDB_STORAGE using the ALTER PLUGGABLE DATABASE statement.

ORA-65115: CDB resource plan *string* has more than *string* PDB directives.

Cause: An attempt was made to create or update the specified multitenant container database (CDB) resource plan to use more than the supported number of directives.

Action: Remove the directives for pluggable databases (PDBs) that are not active on this database.

ORA-65116: incompatible database character set

Cause: The database character set of the container database was not a superset of the database character set of the pluggable database being plugged in.

Action: Plug the pluggable database into a container database having a compatible database character set.

ORA-65117: CONTAINER clause may only be specified when connected to a container database

Cause: The CONTAINER clause was specified when not connected to a container database (CDB).

Action: Reenter the statement without the CONTAINER clause.

ORA-65118: operation affecting a pluggable database cannot be performed from another pluggable database

Cause: An attempt was made to perform an operation affecting a pluggable database while connected to a different pluggable database.

Action: Connect to the desired pluggable database and perform the operation.

ORA-65119: incompatible national character set

Cause: The national character set of the container database was not the same as the national character set of the pluggable database being plugged in.

Action: Plug the pluggable database into a container database having the same national character set.

ORA-65120: illegal character set ID in XML metadata file

Cause: The XML metadata file for the pluggable database being plugged in contained a database or national character set ID that was not valid for the container database. This can happen if the XML file is manually modified, if it is corrupted on disk, or if the set of supported character sets differs between the container database and the source database of the pluggable database because a user-defined character set has not been installed in the Oracle Home directory of the container database.

Action: If you have manually modified the XML metadata file of the pluggable database, restore the original file or re-create the pluggable database from its source

database. Manual modifications of the XML file are not supported. If the pluggable database uses a user-defined character set, make sure the character set is installed in the Oracle Home directory of the container database. Otherwise, contact Oracle Support Services.

ORA-65121: ALTER SESSION SET CONTAINER not allowed from this client

Cause: Clients earlier than Oracle Database 12c Release 1 do not support this feature.

Action: Upgrade the client to Oracle Database 12c Release 1 or later.

ORA-65122: Pluggable database GUID conflicts with the GUID of an existing container.

Cause: While creating a pluggable database, the GUID conflicted with the GUID of an existing container in the container database.

Action: Retry creating the pluggable database or consider using the AS CLONE clause for CREATE PLUGGABLE DATABASE if plugging in a copy of another pluggable database.

ORA-65123: cannot perform a SET CONTAINER operation in this context

Cause: An attempt was made to set the container inside a context where such an operation is prohibited.

Action: Do not set the container from inside a system trigger or a DML context.

ORA-65125: valid XML or PDB archive file name is required

Cause: An attempt was made to provide a file name that did not have an XML or a PDB extension.

Action: Specify a valid XML or PDB archive file.

ORA-65126: pluggable database *string* cannot be unplugged.

Cause: The pluggable database was not closed cleanly and there are active transactions that need to be recovered.

Action: Open the pluggable database in read/write mode before unplugging again so that transaction recovery can be performed.

ORA-65127: PDB recover output file not specified

Cause: An attempt was made to recover a pluggable database (PDB) without specifying an output XML file location.

Action: Specify an output file location for recovery.

ORA-65128: missing or nonexistent data file or directory name *string*

Cause: An attempt was made to invoke DBMS_PDB.RECOVER() by either not specifying a data file or directory location, or by specifying a nonexistent data file or directory location.

Action: Specify a valid data file or directory location and retry the operation.

ORA-65129: Pluggable database *string* cannot be relocated.

Cause: The pluggable database was already opened on all instances.

Action: Close the pluggable database without RELOCATE clause or close the pluggable database on another instance.

ORA-65130: cannot relocate more than one pluggable database.

Cause: An attempt was made to relocate more than one pluggable database.

Action: RELOCATE pluggable database one at a time.

ORA-65131: The feature *string* is not supported in a pluggable database.

Cause: An attempt was made to use a feature that is not supported in a pluggable database.

Action: Do not use this feature in a pluggable database.

ORA-65134: endian mismatch

Cause: The endian of the container database was not the same as the endian of the pluggable database being plugged in.

Action: Plug the pluggable database into a container database having the same endian.

ORA-65135: cannot perform ALTER SESSION SET CONTAINER operation in this context

Cause: An ALTER SESSION SET CONTAINER operation was attempted in a context where such an operation is prohibited.

Action: Do not perform the ALTER SESSION SET CONTAINER operation from a session that can be migrated or a session from an OCI connection pool.

ORA-65136: SPFILE name cannot be specified for a pluggable database

Cause: An attempt was made to specify an SPFILE name for a pluggable database.

Action: Remove the SPFILE name and retry the operation in the pluggable database.

ORA-65137: Pluggable database *string* is in the middle of Pluggable Database RESETLOGS operation.

Cause: The pluggable database is in the middle of a Pluggable Database (PDB) RESETLOGS operation.

Action: If possible, recover the Container Database further so that this Pluggable database is not in the middle of a PDB RESETLOGS operation. Another alternative is to perform PDB point-in-time recovery. A message is logged in the alert log indicating SCN and time until which the pluggable database can be point-in-time recovered.

ORA-65138: Data file *string* of pluggable database *string* belongs to an orphan PDB incarnation.

Cause: Either the specified data file was restored from a backup that was taken during a period of time that was discarded by a RESETLOGS operation, or Oracle could not identify which pluggable database incarnation the file belongs to. The alert log contains more information.

Action: Restore a backup of this file that belonged to either the current or a prior incarnation of the pluggable database. If you are using RMAN to restore, RMAN will automatically select a correct backup.

ORA-65139: Mismatch between XML metadata file and data file *string* for value of *string* (*string*)

Cause: Either the XML metadata file or the data file was corrupt.

Action: Verify that the XML metadata file and the data file are consistent as of the point when the unplug was done and retry the operation.

ORA-65140: invalid common profile name

Cause: An attempt was made to create a common profile with a name that is not valid for common profiles. Common profile names must consist only of ASCII characters, and must contain the prefix specified in `common_user_prefix` parameter.

Action: Specify a valid common profile name.

ORA-65141: invalid local profile name

Cause: An attempt was made to create a local profile with a name that is not valid for local profiles. Local profile names cannot start with C## or c##.

Action: Specify a valid local profile name.

ORA-65142: A local profile can be altered only within the current container

Cause: An attempt was made to alter a local profile using an ALTER PROFILE statement with the CONTAINER=ALL clause.

Action: If attempting to alter a local profile, ensure that you are connected to the correct container and optionally specify CONTAINER=CURRENT.

ORA-65143: Creation of local profiles is not allowed in this container.

Cause: An attempt was made to create a local profile in CDB\$ROOT or an application root. Except for DEFAULT and ORA_STIG_PROFILE, which are out-of-the-box Oracle supplied local profiles, no customer created local profiles are allowed in this container.

Action: If attempting to create a common profile, do not specify CONTAINER=CURRENT.

ORA-65144: ALTER SYSTEM DISABLE RESTRICTED SESSION is not permitted

Cause: An attempt was made to disable a restricted session while an unresolved error existed in PDB_PLUG_IN_VIOLATIONS.

Action: Resolve all of the errors before trying to disable a restricted session.

ORA-65145: FORCE open of multiple pluggable databases is not supported

Cause: An attempt was made to FORCE open multiple pluggable databases at the same time.

Action: Retry the FORCE open of one pluggable database at a time.

ORA-65146: account cannot be unlocked in a PDB while it is locked in the root

Cause: An attempt was made to unlock a common user account in a pluggable database (PDB) which was locked in the root of the container database.

Action: Ensure that a common user account is not locked in the root before attempting to unlock it in a PDB.

ORA-65147: DB_UNIQUE_NAME specified without SPFILE scope

Cause: An attempt was made to specify a DB_UNIQUE_NAME in an ALTER SYSTEM statement without SCOPE=SPFILE.

Action: Use DB_UNIQUE_NAME only with SCOPE=SPFILE.

ORA-65148: cannot FORCE open a pluggable database to or from upgrade mode

Cause: An attempt was made to FORCE open a pluggable database to or from upgrade mode.

Action: Close the pluggable database first and retry the operation.

ORA-65149: PDB name conflicts with existing service name in the CDB or the PDB

Cause: An attempt was made to create a pluggable database (PDB) whose name conflicts with the existing service name in the container database (CDB) or the PDB.

Action: Choose a different name for the PDB.

ORA-65150: unable to start the instance

Cause: An attempt was made to start an instance as a container or a non-container database when atleast one of the other instances was started in a different mode.

Action: Start the instance in the same mode as all the other instances.

ORA-65151: invalid tablespace name specified

Cause: An attempt was made to use an invalid tablespace name or a mandatory tablespace name (SYSTEM or SYSAUX) in the USER_TABLESPACES clause when creating a pluggable database.

Action: Specify a valid tablespace name.

ORA-65152: cannot bring datafile online

Cause: An attempt was made to bring online one or more datafiles belonging to a pluggable database that is disabled for recovery.

Action: Issue the ALTER PLUGGABLE DATABASE ENABLE RECOVERY statement first and retry the operation.

ORA-65153: cannot bring tablespace online

Cause: An attempt was made to bring online a tablespace that was either missing in the plug XML file or excluded when the pluggable database was created.

Action: Drop and recreate the tablespace to bring it online.

ORA-65154: specified logging attribute for the pluggable database is same as the current attribute value

Cause: An attempt was made to change the default logging attribute to be the same as the current attribute value for the pluggable database.

Action: Change the logging attribute to a different value.

ORA-65155: missing or invalid source file directory *string*

Cause: Source file directory was missing or invalid.

Action: Correct the SOURCE_FILE_DIRECTORY clause and reissue the statement.

ORA-65156: pluggable database version *string* not allowed

Cause: An attempt was made to plug in a pluggable database with an incompatible version of the multitenant container database or the application root.

Action: Plug in a pluggable database with a compatible version of the multitenant container database or the application root.

ORA-65157: SOURCE_FILE_NAME_CONVERT and SOURCE_FILE_DIRECTORY cannot be specified together

Cause: SOURCE_FILE_NAME_CONVERT and SOURCE_FILE_DIRECTORY clauses were both specified.

Action: Use either the SOURCE_FILE_NAME_CONVERT or the SOURCE_FILE_DIRECTORY clause and reissue the statement.

ORA-65158: could not find a matching file for - *string*

Cause: A matching file was not found in the directory specified with the SOURCE_FILE_DIRECTORY clause.

Action: Correct the SOURCE_FILE_DIRECTORY clause or check that the file exists in the directory and reissue the statement.

ORA-65159: invalid service name specified

Cause: An attempt was made to use an invalid service name in the services clause.

Action: Specify a valid service name.

ORA-65160: invalid cleanup task ID

Cause: An attempt was made to pass an invalid cleanup task ID to the DBMS_PDB.CLEANUP_TASK function.

Action: Specify a valid cleanup task ID.

ORA-65161: Unable to create pluggable database with no data

Cause: An attempt was made to clone a pluggable database which contains some clustered tables or index organized tables or advanced queue tables.

Action: Retry the clone operation after dropping all such objects from the source pluggable database.

ORA-65162: The password of the common user has expired

Cause: The password of the common user account has expired and needs to be changed. Connect to the CDB\$ROOT or Application Root of the multitenant container database to change the password of the common user.

Action: Change the password of the common user or contact the DBA.

ORA-65164: PDB instance recovery cannot open a required archived redo log

Cause: The system could not access a required archived redo log file.

Action: Ensure that the offline log exists, the storage device is online, and the archived redo log file is in the correct location.

ORA-65165: missing or invalid path for file creation *string*

Cause: The path specified in CREATE_FILE_DEST clause was missing or invalid.

Action: Correct the CREATE_FILE_DEST clause and reissue the statement.

ORA-65166: cannot run noncdb_to_pdb.sql if PDB's version differs from CDB's

Cause: An attempt was made to run noncdb_to_pdb.sql when the version of the pluggable database (PDB) was different from the version of the multitenant container database (CDB).

Action: Upgrade the PDB before running noncdb_to_pdb.sql

ORA-65167: cannot run noncdb_to_pdb.sql if container database is in upgrade mode

Cause: An attempt was made to run noncdb_to_pdb.sql when the multitenant container database (CDB) was in upgrade mode.

Action: Open the CDB in non-upgrade mode.

ORA-65168: missing PFILE name

Cause: An operation involving PFILE was issued in a pluggable database without specifying the PFILE name

Action: Specify a valid PFILE name and retry the operation in the pluggable database.

ORA-65169: error encountered while attempting to copy file *string*

Cause: An error was encountered while attempting to copy the file while creating a pluggable database.

Action: Check additional error messages for the cause of the failure to copy the file, and resolve the issue accordingly.

ORA-65170: XML file *string* already exists

Cause: An attempt to create an XML file failed because a file with that name already exists.

Action: Use a different XML file name.

ORA-65171: invalid value for DB_BLOCK_CHECKING parameter

Cause: An attempt was made to specify a value of FALSE or OFF for the DB_BLOCK_CHECKING parameter in a pluggable database (PDB), when the value of DB_BLOCK_CHECKING parameter in the multitenant container database (CDB) is neither FALSE nor OFF. If the CDB has enabled the DB_BLOCK_CHECKING parameter, then the PDB cannot disable the DB_BLOCK_CHECKING parameter.

Action: Specify a value other than FALSE or OFF for the DB_BLOCK_CHECKING parameter in the PDB.

ORA-65172: cannot run noncdb_to_pdb.sql unless pluggable database is an unconverted non-container database

Cause: An attempt was made to run 'noncdb_to_pdb.sql' on a pluggable database (PDB) that was not an unconverted non-container database.

Action: 'noncdb_to_pdb.sql' is not necessary for this PDB.

ORA-65174: invalid or conflicting name in service *string* found in the pluggable database

Cause: The service name or network name in the specified service is invalid or it conflicts with an existing service name or network name in the container database.

Action: Use an appropriate SERVICE_NAME_CONVERT clause and reissue the statement.

ORA-65175: cannot grant SYSDBA privilege locally in the root

Cause: An attempt was made to grant SYSDBA privilege locally in the root of a multitenant container database (CDB).

Action: While connected to the root, SYSDBA privilege can only be granted commonly.

ORA-65176: system tablespace block size (*string*) does not match configured block sizes

Cause: The block size of the system tablespace of the pluggable database to be plugged in did not match the block sizes configured in the container database.

Action: Configure the appropriate cache for the block size of the system tablespace using the DB_nK_CACHE_SIZE parameter (where *n* is 2, 4, 8, 16, or 32).

ORA-65177: cannot create non-local user, role or profile with the same name as local user, role or profile

Cause: An attempt was made to create a common user, role or profile with the same name as an existing local user, role or profile.

Action: Specify a different user, role or profile name.

ORA-65178: invalid logging mode specified for the pluggable database

Cause: An attempt was made to either enable a conflicting logging mode or to disable a logging mode when it was not enabled.

Action: Check the current logging modes in DBA_PDBS for the pluggable database and specify a valid mode.

ORA-65179: cannot keep datafiles for a pluggable database that is not unplugged

Cause: An attempt was made to drop a pluggable database without specifying the INCLUDING DATAFILES clause, and the pluggable database has not been unplugged.

Action: Unplug the pluggable database before dropping the pluggable database or use the INCLUDING DATAFILES clause in the DROP PLUGGABLE DATABASE statement.

ORA-65180: duplicate file name encountered - string

Cause: An attempt was made to issue a CREATE PLUGGABLE DATABASE statement with a duplicate source or target file name for the source file name mentioned in the message. This could be caused by incorrect SOURCE_FILE_NAME_CONVERT or FILE_NAME_CONVERT clause.

Action: Use an appropriate SOURCE_FILE_NAME_CONVERT or FILE_NAME_CONVERT clause to ensure that there are no duplicate source or target file names and then reissue the statement.

ORA-65181: invalid argument supplied to CONTAINERS function

Cause: An attempt was made to create a multitenant container database (CDB) view with an invalid table or view name.

Action: Specify a valid table or view name of the form *owner.<table_name | view_name>*.

ORA-65182: unable to modify the state of pluggable database string

Cause: An attempt was made to modify the state of a pluggable database which is currently in the middle of a state transition.

Action: Retry the operation later.

ORA-65183: FORCE open of a PDB on only a few instances where its open on is not allowed

Cause: An attempt was made to FORCE open a pluggable database on only a few Oracle RAC instances where it is currently open.

Action: Retry the FORCE open and include all Oracle instances where the PDB is open

ORA-65184: encountered data files belonging to different PDBs

Cause: An attempt was made to invoke DBMS_PDB.RECOVER() by specifying data files or a directory name containing data files belonging to different PDBs.

Action: Check the paths provided to DBMS_PDB.RECOVER() and retry the operation.

ORA-65185: could not find data file belonging to SYSTEM and SYSAUX tablespaces

Cause: An attempt was made to invoke DBMS_PDB.RECOVER() by specifying data files or a directory name containing data files where no data files belonging to SYSTEM and SYSAUX tablespaces were found. SYSTEM and SYSAUX tablespaces are critical to recover a pluggable database (PDB).

Action: Check the paths specified for DBMS_PDB.RECOVER() and ensure that they at least contain data files belonging to SYSTEM and SYSAUX tablespaces.

ORA-65186: The user, role or profile *string* has sync errors.

Cause: There were pending SQL statements involving this user, role or profile which need to be resolved in order for the pluggable database (PDB) to be synced with ROOT.

Action: Resolve the pending SQL statement in the PDB and retry the operation.

ORA-65187: duplicate file found *string*

Cause: An attempt was made to invoke DBMS_PDB.RECOVER() by specifying data files or a directory name containing data files which are duplicate copies of the same file.

Action: Check the paths specified for DBMS_PDB.RECOVER() and ensure that they contain unique data files.

ORA-65188: cannot relocate a PDB opened with warnings

Cause: An attempt was made to relocate a pluggable database (PDB) which was opened with warnings or there were warnings encountered after relocating the PDB.

Action: Resolve the warnings in the PDB before attempting to relocate it or try relocating the PDB to a different multitenant container database (CDB).

ORA-65189: cannot clone a PDB from PDB\$SEED as the source PDB

Cause: An attempt was made to clone a pluggable database (PDB) from PDB\$SEED as the source PDB.

Action: Consider using the "create_pdb_from_seed" clause in CREATE PLUGGABLE DATABASE statement or clone the PDB from a different source PDB.

ORA-65190: operation allowed only from within an application root

Cause: An operation (such as creation of an application seed) that can only be performed in an application root was attempted by a user not connected to an application root.

Action: Connect to an application root container to perform the operation.

ORA-65191: operation allowed only from within a CDB root

Cause: An operation (such as creation of an application root) that can only be performed in a multitenant container database (CDB) root container was attempted by a user not connected to the CDB root.

Action: Connect to the CDB root container to perform the operation.

ORA-65192: database must be in UPGRADE mode for this operation

Cause: An attempt is made to issue ALTER DATABASE LOCAL UNDO [ON | OFF] when the database is not open in UPGRADE mode.

Action: Open the database in UPGRADE mode.

ORA-65193: keyword LOCAL or REMOTE expected

Cause: The LOCAL or REMOTE keyword was not specified after the VIEW keyword in the ALTER PLUGGABLE DATABASE statement.

Action: Use the correct syntax.

ORA-65194: Pluggable database *string* does not belong to the application container.

Cause: The user connected to an application root attempted to specify a pluggable database (PDB) that does not belong to the application container in a statement which can only affect PDBs belonging to the application container.

Action: Check DBA_PDBS to determine which PDBs belong to the application container.

ORA-65196: operation allowed only from within a View Pluggable Database

Cause: An operation (such as ALTER PLUGGABLE DATABASE VIEW LOCAL) that can only be performed in a View Pluggable Database was attempted by a user not connected to a View Pluggable Database.

Action: Connect to a View Pluggable Database to perform the operation.

ORA-65197: cannot clone from the PDB - file *string* has online backup set or is being moved

Cause: An attempt to clone from a pluggable database (PDB) which had one or more data files that are currently part of an online move or a hot backup operation.

Action: Retry the operation after the backup or move of the data files is complete.

ORA-65198: operation not allowed on a PDB when it is being cloned

Cause: An attempt was made to perform an operation which is not allowed when the pluggable database (PDB) is being cloned concurrently.

Action: Retry the operation after the clone from the pluggable database is complete.

ORA-65199: database busy. operation not allowed now

Cause: An attempt was made to perform an operation while a conflicting database wide operation or a read write pluggable database (PDB) clone is in progress.

Action: Retry the operation after the conflicting operation is complete.

ORA-65200: unable to create pluggable database with no data

Cause: An attempt was made to clone a pluggable database that contains some clustered tables or advanced queue tables.

Action: Retry the clone operation after dropping all clustered tables and advanced queue tables from the source pluggable database.

ORA-65201: DML on CONTAINERS() includes only the CON_ID column

Cause: A DML on CONTAINERS() included the CON_ID column but did not include a non-CON_ID column. A DML on CONTAINERS() including the CON_ID column can be performed only if a column other than the CON_ID column is also specified.

Action: Specify a non-CON_ID column in the DML statement together with the CON_ID column.

ORA-65202: DML on CONTAINERS() specifies an invalid CON_ID column value

Cause: A DML on CONTAINERS() specified an invalid value for the CON_ID column.

Action: If the current container is an application root, then specify the pluggable database (PDB) ID of the current container or the PDB ID of a member of the application container as the value of the CON_ID column. If the current container is CDB\$ROOT, then specify a valid container ID as the value of the CON_ID column.

ORA-65203: invalid pluggable database name pattern

Cause: An attempt was made to assign an invalid pluggable database pattern for this initialization parameter.

Action: Specify a valid pluggable database name pattern.

ORA-65204: STANDBYS clause is too long

Cause: The specified STANDBYS clause was too long in CREATE PLUGGABLE DATABASE statement.

Action: Use an appropriate length of STANDBYS clause and reissue the statement.

ORA-65205: missing or invalid lockdown profile name

Cause: A valid lockdown profile name was not present where required.

Action: Reissue the statement with a valid lockdown profile name.

ORA-65206: invalid value specified

Cause: An attempt was made to use an invalid value in the VALUE clause.

Action: Specify a valid value.

ORA-65207: invalid statement or feature or option specified

Cause: An attempt was made to use an invalid statement or option or feature in ENABLE or DISABLE clause.

Action: Specify a valid statement or option or feature.

ORA-65208: Lockdown profile *string* does not exist.

Cause: An attempt was made to specify a lockdown profile that did not exist.

Action: Check DBA_LOCKDOWN_PROFILES to see if a lockdown profile exists.

ORA-65209: Lockdown profile *string* already exists.

Cause: An attempt was made to create a lockdown profile with a name that already existed.

Action: Check DBA_LOCKDOWN_PROFILES to see if the lockdown profile name exists.

ORA-65210: invalid value for UPGRADE PRIORITY

Cause: The specified value for UPGRADE PRIORITY was outside of the legal range.

Action: Choose an appropriate value for the option.

ORA-65211: UPGRADE PRIORITY may only be specified for user PDBs

Cause: An attempt was made to specify UPGRADE PRIORITY for CDB\$ROOT or PDB\$SEED, which is illegal.

Action: Avoid explicitly specifying CDB\$ROOT or PDB\$SEED when changing UPGRADE PRIORITY.

ORA-65212: operation not allowed from outside an application root

Cause: An operation was attempted that can only be performed in an application root.

Action: Switch to the application root container to perform the operation.

ORA-65213: existing application action in progress

Cause: An attempt was made to 'begin' an application action (install, uninstall, upgrade, or patch) while another action was already in progress.

Action: Attempt operation after the ongoing application action is complete.

ORA-65214: application action has not begun

Cause: An attempt was made to end an application action (install, uninstall, upgrade, or patch) without a prior 'begin' call.

Action: Begin the action first.

ORA-65215: starting version does not match current version

Cause: The starting version of the application upgrade did not match the current version of the application.

Action: Attempt operation with the correct starting version.

ORA-65216: invalid minimum version

Cause: The minimum version for the application patch did not exist.

Action: Retry the operation with the correct minimum version.

ORA-65217: application *string* does not exist

Cause: An action was attempted on an application that did not exist.

Action: Install the application.

ORA-65218: patch *string* for application *string* already installed

Cause: An attempt was made to start an application patch that was already installed.

Action: Attempt installation of a different application patch.

ORA-65219: patch *string* for application *string* is not in progress

Cause: An attempt was made to end an application patch that was not in progress.

Action: Begin the application patch.

ORA-65220: object *string.string* does not exist or is not of supported common type

Cause: An attempt was made to change the sharing status of an object that either did not exist, or was of a type that could not be made common.

Action: Attempt the operation on a different object.

ORA-65221: application *string* exists already

Cause: An action was attempted on an application that already exists.

Action: Use a different application name.

ORA-65222: unable to support PDB isolation mode in a non-CDB instance

Cause: An attempt to support pluggable database (PDB) isolation mode in a non-multitenant container database (CDB) failed. PDB isolation mode is supported only on a CDB enabled instance.

Action: Disable PDB isolation mode before starting the instance.

ORA-65223: tablespace *string* does not exist

Cause: The default tablespace specified in the CREATE PLUGGABLE DATABASE statement either did not exist in the source pluggable database (PDB) or is not included in the USER_TABLESPACES clause.

Action: Specify an existing tablespace to be set as the default.

ORA-65224: SQL statement not allowed according to lock down profile *string*

Cause: An attempt was made to execute a SQL statement, in a pluggable database (PDB), which was disabled according to the corresponding lock down profile.

Action: Enable the SQL statement in the lock down profile and then try to execute the statement.

ORA-65225: cannot run apex_to_common.sql or pdb_to_apppdb.sql on an unconverted non-multitenant container database

Cause: An attempt was made to run 'apex_to_common.sql' or 'pdb_to_apppdb.sql' on a pluggable database (PDB) that is an unconverted non-multitenant container database.

Action: Run 'noncdb_to_pdb.sql' in the PDB first.

ORA-65226: incompatible client version for the current database

Cause: An attempt was made to use an incompatible client version. Clients prior to Oracle Database 12c Release 2 (12.2) do not support long identifiers.

Action: Either upgrade the Oracle client to 12.2 (or higher) or do not use long identifiers in the database.

ORA-65227: unable to open pdb archive file *string*

Cause: An attempt was made to provide an invalid file name which could not be opened for generating the unplug archive.

Action: Check that the file name is valid and the file path is accessible.

ORA-65228: invalid host name specified

Cause: An attempt was made to use an invalid host name in the HOST clause.

Action: Specify a valid host name.

ORA-65229: invalid application version specified

Cause: An attempt was made to use an invalid application version.

Action: Specify a valid application version.

ORA-65230: internal database link cannot be altered or dropped

Cause: An attempt was made to directly alter or drop an internal database link. An internal database link can be altered or dropped only through an ALTER or DROP PLUGGABLE DATABASE statement.

Action: Specify the correct ALTER or DROP PLUGGABLE DATABASE statement.

ORA-65231: The referenced pluggable database does not exist or it is closed.

Cause: An attempt was made to create or access a proxy pluggable database that referenced a non-existent or closed pluggable database.

Action: Create or open the referenced pluggable database.

ORA-65232: unable to support PDB isolation mode in a non-PDB domain instance

Cause: An attempt to support pluggable database (PDB) isolation mode in a database without per-PDB recovery domains failed. PDB isolation mode is supported only on a per-PDB domain enabled instance.

Action: Enable the per-PDB recovery domains to use PDB isolation.

ORA-65233: unable to support PDB isolation mode in a global undo instance

Cause: An attempt to support pluggable database (PDB) isolation mode in a global undo enabled pluggable database failed. PDB isolation mode is supported only on a local undo enabled CDB instance.

Action: All PDBs should use local undo before starting in PDB isolation mode.

ORA-65235: cannot create common user, role or profile with the same name as existing common user, role or profile

Cause: An attempt was made to create a common user, role or profile with the same name as an existing common user, role or profile.

Action: Specify a different user, role or profile name.

ORA-65236: CON_ID column cannot be dropped

Cause: An attempt was made to drop a CON_ID column of a CONTAINER_DATA table which is illegal.

Action: Avoid dropping CON_ID column of a CONTAINER_DATA table.

ORA-65237: CON_ID column must have a numeric data type

Cause: An attempt was made to change the data type of a CON_ID column of a CONTAINER_DATA table to a non-numeric data type, which is illegal.

Action: Avoid assigning a non-numeric data type to a CON_ID column of a CONTAINER_DATA table.

ORA-65238: operation cannot be performed when the application root is not open

Cause: An operation was attempted inside an application root that requires the application root to be open.

Action: Open the application root and then reissue the statement.

ORA-65239: missing or invalid service name

Cause: A valid service name was not present where required by the syntax of ALTER SESSION SET CONTAINER= SERVICE=.

Action: Reissue the statement with a valid service name.

ORA-65240: not connected to an application root

Cause: An attempt was made to create a pluggable database (PDB) by cloning or plugging in an application PDB while connected to the root of a multitenant container database (CDB).

Action: Make sure that you are connected to an application root before attempting this operation.

ORA-65241: statement can only be executed when administering an application

Cause: An attempt was made to issue a statement affecting a user, role, or object used by an application installed in an application container while not installing, upgrading, patching, or uninstalling such application.

Action: Make sure that an application installed in an application container is being installed, upgraded, patched, or uninstalled when issuing a statement affecting a user, role, or object.

ORA-65242: CONTAINER_DATA attribute disabled

Cause: An attempt was made to disable a CONTAINER_DATA attribute of a table for which it was not enabled.

Action: Make sure that the table whose CONTAINER_DATA attribute you are trying to disable has it enabled.

ORA-65243: CONTAINER_DATA attribute already enabled

Cause: An attempt was made to enable a CONTAINER_DATA attribute of a table for which it is already enabled.

Action: Make sure that the table whose CONTAINER_DATA attribute you are trying to enable does not already have it enabled.

ORA-65244: application action has begun

Cause: An attempt was made to execute an unsupported statement after an application action (install, uninstall, upgrade, or patch) was started.

Action: End the action first.

ORA-65245: application *string* has been uninstalled

Cause: An attempt was made to operate on an application after it was uninstalled.

Action: Use a different application name.

ORA-65246: invalid user name specified

Cause: An attempt was made to use an invalid user name in the USER clause.

Action: Specify a valid user name.

ORA-65247: tablespace specified in USER_TABLESPACES clause is not self-contained

Cause: One or more tablespaces listed in the USER_TABLESPACES clause were not self-contained.

Action: Check the violating tablespaces in the PDB_PLUG_IN_VIOLATIONS view and reissue the statement.

ORA-65248: invalid clause

Cause: An attempt was made to alter a lockdown profile with an invalid clause.

Action: Specify a valid clause while altering the lockdown profile.

ORA-65249: invalid option

Cause: An attempt was made to alter a lockdown profile with an invalid option.

Action: Specify a valid option while altering the lockdown profile.

ORA-65250: invalid path specified for file - *string*

Cause: An attempt was made to use a file name that does not start with CREATE_FILE_DEST for the pluggable database.

Action: Specify a file name pattern so that the resulting file name has CREATE_FILE_DEST value as a prefix.

ORA-65251: ending version already exists

Cause: The ending version of the application upgrade matched a previous version of the application.

Action: Attempt operation with the correct ending version.

ORA-65252: cannot connect or ALTER SESSION SET CONTAINER to an application root clone

Cause: An attempt was made to connect or ALTER SESSION SET CONTAINER to an application root clone.

Action: Connect or ALTER SESSION SET CONTAINER to a different pluggable database.

ORA-65253: operation not allowed within a proxy pluggable database as SYSDBA or SYSOPER

Cause: An attempt was made to access a proxy pluggable database as SYSDBA or SYSOPER.

Action: Access a proxy pluggable database with any privilege other than SYSDBA or SYSOPER.

ORA-65254: invalid path specified for the directory

Cause: An absolute path was used in the CREATE DIRECTORY statement. Since the PDB has set the PATH_PREFIX property, only relative path is allowed for directories.

Action: Specify a relative path and reissue the statement.

ORA-65255: invalid tablespace number

Cause: An attempt was made to create a pluggable database where one or more tablespaces has an invalid tablespace number.

Action: Contact Oracle Support Services.

ORA-65256: maximum number of application root clones created for application container

Cause: An attempt was made to create an application root clone for an application container that has already reached the maximum permitted number of application root clones.

Action: Avoid creating too many application root clones.

ORA-65257: target is a non-CDB instance

Cause: An attempt was made to create a proxy pluggable database to a non-multitenant container database (non-CDB) instance.

Action: Create a proxy pluggable database to a pluggable database.

ORA-65258: referenced pluggable database is an application root clone

Cause: An attempt was made to create a proxy pluggable database that references an application root clone.

Action: Create a proxy pluggable database that references a different pluggable database.

ORA-65259: partial synchronization of application is disallowed

Cause: An attempt was made to synchronize an application that has not ended its install, patch, upgrade, or uninstall.

Action: End the application install, patch, upgrade, or uninstall.

ORA-65260: unable to create a refreshable clone

Cause: An attempt was made to either create a refreshable clone of a proxy pluggable database or to create a proxy pluggable database which is also enabled for refresh.

Action: Create a refresh clone of a regular pluggable database.

ORA-65261: pluggable database *string* not enabled for refresh

Cause: An attempt was made to refresh a pluggable database (PDB) which was either not created as a refreshable PDB or the final refresh was already complete.

Action: Attempt the operation only on a PDB that is enabled for refresh.

ORA-65262: Dismount operation is not allowed.

Cause: An attempt was made to dismount a pluggable database with parameter `enable_pdb_isolation` set to `FALSE`.

Action: None

ORA-65263: internal error

Cause: This is an internally stimulated error.

Action: Contact Oracle Support Services.

ORA-65264: Dismount operation is not allowed.

Cause: An attempt was made to dismount a pluggable database on a standby instance.

Action: None

ORA-65265: PDB cannot be dropped or unplugged.

Cause: An attempt was made to drop or unplug the root of an application container to which one or more application pluggable databases (PDBs) belong.

Action: Drop the application PDBs belonging to the application container before attempting to drop or unplug the application root.

ORA-65266: application root clone may not be dropped, unplugged or altered

Cause: An attempt was made to drop, unplug, or alter an application root clone pluggable database which is not allowed.

Action: Specify a legal pluggable database name.

ORA-65267: Application PDB *string* is open in an incompatible mode.

Cause: An attempt was made to reopen an application root in a mode incompatible with that of an application PDB belonging to the same application container.

Action: Reopen the application PDB in a compatible mode and then retry the operation.

ORA-65268: PDB cannot be created

Cause: An attempt was made to either relocate a pluggable database (PDB) which was created as a refreshable PDB or to create a refreshable PDB from a PDB that was already created as refreshable PDB or was marked for relocation.

Action: None

ORA-65269: PDB cannot be refreshed

Cause: An attempt was made to refresh a pluggable database (PDB) with no refresh mode.

Action: Specify a manual or automatic refresh mode for the PDB.

ORA-65270: operation is not allowed in an application patch

Cause: An attempt was made to perform an operation that is not allowed in an application patch.

Action: Use application upgrade instead of application patch.

ORA-65271: internal application may not be altered

Cause: An attempt was made to alter an application that was created internally.

Action: Specify a non-internal application.

ORA-65272: operation not allowed from outside an application PDB

Cause: An operation was attempted that can only be performed in an application PDB.

Action: Switch to the application PDB to perform the operation.

ORA-65273: The specified changes must be restricted to the current container.

Cause: An attempt was made to apply the specified changes to all containers.

Action: Specify CONTAINER=CURRENT.

ORA-65274: operation not allowed from outside an application action

Cause: An operation was attempted that can only be performed in an application action (install, uninstall, upgrade, or patch).

Action: Begin an application action.

ORA-65275: invalid operation on a container database (CDB)

Cause: An operation was attempted that can only be performed from within a non-container database.

Action: Switch to a non-container database to perform the operation.

ORA-65276: rule already exists in the lockdown profile

Cause: An attempt was made to add a rule that already exists in the lockdown profile.

Action: Specify a rule that does not exist in the lockdown profile.

ORA-65277: Unable to support PDB isolation mode with MEMORY_TARGET or MEMORY_MAX_TARGET.

Cause: An attempt was made to support pluggable database (PDB) isolation mode with the MEMORY_TARGET or MEMORY_MAX_TARGET configuration parameters. PDB isolation mode is not supported with the MEMORY_TARGET or MEMORY_MAX_TARGET configuration parameters.

Action: Disable PDB isolation mode before starting the instance.

ORA-65278: The PDB SGA size is larger than or equal to the CDB SGA size.

Cause: An attempt was made to start a pluggable database (PDB) with a system global area (SGA) size larger than or equal to the multitenant container.

Action: Specify a PDB SGA size which is less than the CDB SGA size in the PDB SPFILE.

ORA-65279: The PDB SGA_MAX_SIZE is larger than or equal to the maximum CDB SGA size.

Cause: An attempt was made to start a pluggable database (PDB) with SGA_MAX_SIZE configuration parameter size larger than or equal to the multitenant container database (CDB).

Action: Specify a PDB SGA_MAX_SIZE configuration parameter which is less than the maximum CDB SGA size in the PDB SPFILE.

ORA-65280: The referenced pluggable database is a proxy pluggable database.

Cause: An attempt was made to create a proxy pluggable database that referenced a proxy pluggable database.

Action: Create a proxy pluggable database that references a different pluggable database.

ORA-65281: application *string* does not exist in application root

Cause: An attempt was made to create a pluggable database (PDB) by cloning or plugging in an application PDB or application root having an application that does not exist in the application root where the statement was issued.

Action: Install the application in the application root where the statement is issued.

ORA-65282: Aborting PDB *string*'s instance recovery due to the progress of its SHUTDOWN ABORT operation

Cause: The instance recovery could not proceed as the pluggable database (PDB) was in the middle of the SHUTDOWN ABORT operation.

Action: None

ORA-65283: pluggable database *string* does not belong to the current container database

Cause: An attempt was made to perform an operation on a pluggable database that did not belong to the current multitenant container database (CDB) in the CDB cluster.

Action: Connect to the container database where the pluggable database was created to perform the operation.

ORA-65284: Version *string* for application *string* does not exist in application root

Cause: An attempt was made to create a pluggable database (PDB) by cloning or plugging in an application PDB or application root having an application that has a higher version than the application root where the statement was issued.

Action: Upgrade the application in the application root where the statement is issued.

ORA-65285: Status mismatch for application *string*

Cause: An attempt was made to create a pluggable database (PDB) by cloning or plugging in an application PDB or application root having an application that has a mismatch status between application PDB and the application root where the statement was issued.

Action: Uninstall the application in the application root where the statement is issued.

ORA-65286: object *string.string* cannot be made an extended data link

Cause: An attempt was made to change the sharing status of an object to extended data link when the object was of a type for which extended data links are not supported.

Action: Ensure that the object whose sharing status is to be changed to extended data link is of appropriate type.

ORA-65287: cannot set a common application context using a local package

Cause: An attempt was made to set a common application context using a local package.

Action: Associate the common application context with a common package.

ORA-65288: PDB archive file *string* already exists.

Cause: An attempt to create a pluggable database (PDB) archive file failed because a file with that name already exists.

Action: Use a different PDB archive file name.

ORA-65289: Application root cannot be relocated to another container database.

Cause: An attempt was made to relocate the root of an application container.

Action: None

ORA-65290: Application may not be altered.

Cause: An attempt was made to alter an application when the application pluggable database was not open.

Action: Open the application pluggable database and retry.

ORA-65291: invalid container map object

Cause: An attempt was made to assign an invalid container map object to container_map property of the database.

Action: Create the container map object with partition names corresponding to the multitenant container database (CDB) ROOT or application container ROOT and their pluggable databases.

ORA-65292: invalid common data map object

Cause: An attempt was made to assign an invalid common data map object to common_data_map property of the database.

Action: Create the common data map object with partition names corresponding to the pluggable database (PDB) or application PDB and its multitenant container database ROOT or application container ROOT, respectively.

ORA-65293: Implicit users cannot own common objects.

Cause: An attempt was made to create a common object to be owned by an implicit user.

Action: Create a local object.

ORA-65294: PDB's compatible parameter value (*string*) is higher than CDB's compatible parameter value (*string*).

Cause: An attempt was made to plug in or clone from a pluggable database with a higher compatible parameter value than the compatible parameter value of the multitenant container database (CDB).

Action: Create a pluggable database with the same or lower compatible parameter value of the multitenant container database.

ORA-65295: service name or module name mismatch

Cause: An attempt was made to end an application action using a service name or module name that does not match the service name or module name that was in use when the application action was started.

Action: Use the right service name or module name before ending the application action.

ORA-65296: unable to create pluggable database

Cause: An attempt was made to create a proxy pluggable database with relocate clause specified.

Action: Create a proxy pluggable database without the relocate clause.

ORA-65297: operation not allowed inside an application action

Cause: An operation was attempted that can only be performed outside an application action (install, uninstall, upgrade, or patch).

Action: Perform the operation outside an application action.

ORA-65298: cannot create an application PDB in an application root which is an unconverted non-CDB

Cause: An attempt was made to create an application pluggable database (PDB) in an application root which was created by plugging in a non-multitenant container database (non-CDB) without first running noncdb_to_pdb.sql script.

Action: Run the noncdb_to_pdb.sql script in the application root first.

ORA-65299: cannot grant or revoke a privilege to or from multiple grantees

Cause: A GRANT or REVOKE statement was issued specifying more than one grantee on an application pluggable database (PDB).

Action: If trying to grant or revoke a privilege on a PDB, specify only one grantee at a time in the GRANT or REVOKE statement.

ORA-65300: PDB common_user_prefix conflicts with common_user_prefix in CDB.

Cause: An attempt was made to set the 'common_user_prefix' parameter in a pluggable database (PDB) that conflicts with the value of the same parameter in the multitenant container database (CDB.)

Action: Choose a different 'common_user_prefix' for PDB.

ORA-65310: blocked by COMMON_SCHEMA_ACCESS lockdown

Cause: An attempt was made to run an AUTHID CURRENT_USER function or procedure, or to reference a BEQUEATH CURRENT_USER view, that is not safe under the COMMON_SCHEMA_ACCESS lockdown.

Action: Either do not call the function or procedure or reference the view, or adjust the definition of the function, procedure, or view to satisfy the requirements of COMMON_SCHEMA_ACCESS lockdown.

ORA-65311: cannot modify the common object of another application

Cause: An attempt was made to modify a common object that was created by another application.

Action: Modify the object using the same application as the one that created the object.

ORA-65312: The password of the application common user has expired and cannot be changed.

Cause: The password of the application common user had expired and needed to be changed in order to successfully log in to application containers. But the application ROOT container's application status did not allow this operation to succeed either because: - An implicit application common user was attempting to change the password from within an explicit application action. - A non-implicit application common user was attempting to change the password from within an implicit application action.

Action: Either begin an explicit application action for changing the password of a non-implicit application common user or try changing the implicit application common user's password inside an implicit application action and then try logging in or contact the DBA.

ORA-65313: cannot synchronize application in a proxy pluggable database without being in a SYSDBA session

Cause: An attempt was made to synchronize an application containing statements executed from a privileged session.

Action: Synchronize the application as SYSDBA.

ORA-65314: cannot use NOCOPY when plugging in a PDB using an archive file

Cause: An attempt was made to create a pluggable database (PDB) using an archive file using the NOCOPY clause.

Action: Specify COPY or MOVE and retry the plugin operation.

ORA-65315: invalid path specified for file - *string*

Cause: An attempt was made to use a file name that did not start with PATH_PREFIX for the pluggable database.

Action: Specify a file name that is under the PATH_PREFIX directory for the pluggable database.

ORA-65316: bad file name specified

Cause: An attempt was made to use an invalid file name as an argument.

Action: Specify a valid file name and retry the operation.

ORA-65317: cannot modify the user created by another application

Cause: An attempt was made to modify a user that was created by another application.

Action: Modify the user using the same application as the one that created the user.

ORA-65318: query to cross-container fixed tables not allowed

Cause: An attempt was made to query the cross-container fixed tables.

Action: Avoid querying the cross-container fixed tables.

ORA-65319: DML on CONTAINERS() specified an unsupported CON_ID predicate

Cause: A DML on CONTAINERS() included the CON_ID predicate in an OR chain or in an in-list.

Action: Specify the CON_ID predicate within an AND chain and without an in-list.

ORA-65320: value of CON_ID is not known for DML on CONTAINERS()

Cause: A DML on CONTAINERS() included multiple CON_ID predicates, or the single CON_ID predicate specified a value that is not a constant or a bind.

Action: Specify a single CON_ID predicate as a constant or a bind.

ORA-65321: CON_ID column cannot be updated for CONTAINERS()

Cause: A DML on CONTAINERS() attempted to set a value for the CON_ID column.

Action: Do not set a value for the CON_ID column for CONTAINERS().

ORA-65322: invalid application patch specified

Cause: An attempt was made to use an invalid application patch.

Action: Specify a valid application patch.

ORA-65323: cannot create an object table or object view as a data link or extended data link

Cause: An attempt was made to create an object table or object view as a data link or extended data link.

Action: Create the object table or object view as a metadata link.

ORA-65324: An invalid value is specified in an ALTER PLUGGABLE DATABASE CONTAINERS DEFAULT TARGET or ALTER DATABASE CONTAINERS DEFAULT TARGET statement.

Cause: An invalid value is specified in an ALTER PLUGGABLE DATABASE CONTAINERS DEFAULT TARGET or ALTER DATABASE CONTAINERS DEFAULT TARGET statement.

Action: Specify a valid pluggable database (PDB) name or NONE in the ALTER PLUGGABLE DATABASE CONTAINERS DEFAULT TARGET or ALTER DATABASE CONTAINERS DEFAULT TARGET statement.

ORA-65325: DML on CONTAINERS() cannot be performed outside the CDB root or application root.

Cause: An attempt was made to perform DML on CONTAINERS() outside the multitenant container database (CDB) root or an application root.

Action: Perform DML on CONTAINERS() in the CDB root or in an application root.

ORA-65326: cannot query an object table or object view using CONTAINERS()

Cause: An attempt was made to query an object table or object view using CONTAINERS().

Action: Query the object table or object view without using CONTAINERS().

ORA-65327: cannot modify the sharing property of an object outside an application action

Cause: An attempt was made to modify the sharing property of an object outside an application action.

Action: Begin the application action.

ORA-65328: cannot end an application action in the current session

Cause: An attempt was made to end an application action in a manner that is inconsistent with the order in which sessions will be replayed during application SYNC.

Action: Start a new session to end the application action.

ORA-65329: cannot run pdb_to_apppdb.sql unless pluggable database is an unconverted application pluggable database

Cause: An attempt was made to run 'pdb_to_apppdb.sql' on a pluggable database (PDB) that was not an unconverted application PDB.

Action: 'pdb_to_apppdb.sql' is not necessary for this PDB.

ORA-65330: cannot synchronize an application before pdb_to_apppdb.sql is executed

Cause: An attempt was made to synchronize an application in an unconverted application PDB before running 'pdb_to_apppdb.sql'.

Action: Run 'pdb_to_apppdb.sql' in the unconverted application PDB.

ORA-65331: DDL on a data link table is outside an application action.

Cause: DDL on a data link table was attempted outside an application action.

Action: Begin the application action before the DDL.

ORA-65332: DDL on an extended data link table is outside an application action.

Cause: DDL on an extended data link table was attempted in an application root outside an application action.

Action: Begin the application action before the DDL.

ORA-65333: cannot purge an application that is installed on application PDB

Cause: An attempt was made to purge an application that was installed in one or more application pluggable databases (PDBs).

Action: Drop the installed application PDB before purging.

ORA-65334: invalid number of PDBs specified

Cause: An attempt was made to either set the MAX_PDBS database property to an invalid number or the number of current pluggable databases (PDBs) exceeds the number specified.

Action: Specify a valid value which is greater than the current number of existing PDBs.

ORA-65335: application action for application *string* has not started

Cause: An attempt was made to end an application action using an incorrect application name.

Action: Use the correct application name.

ORA-65336: incorrect application patch number specified

Cause: An attempt was made to end an application action using an incorrect application patch number.

Action: Use the correct application patch number.

ORA-65337: cannot modify the profile created by another application

Cause: An attempt was made to modify a profile that was created by another application.

Action: Modify the profile using the same application as the one that created the profile.

ORA-65338: unable to create pluggable database

Cause: An attempt was made to relocate a pluggable database using a database link to the source pluggable database.

Action: Use a database link that points to the source multitenant container database root and retry the operation.

ORA-65339: unsupported operation on the source PDB

Cause: An unsupported operation was performed on the source pluggable database, which rendered the target PDB invalid.

Action: Re-create the target PDB.

ORA-65340: invalid application compatibility version

Cause: An attempt was made to set the compatibility version of an application to a version higher than that of one of the PDBs.

Action: Set a higher compatibility version.

ORA-65341: cannot open pluggable database in read/write mode

Cause: An attempt was made to open a refreshable pluggable database in read/write mode.

Action: Open the refreshable clone in read-only mode or modify the refresh mode to NONE and retry the operation.

ORA-65342: source pluggable database *string* has unrecovered transaction

Cause: The source pluggable database had an active transaction when it was closed.

Action: Open the pluggable database in read/write mode so that transaction recovery can be performed. End XA transaction.

ORA-65343: cannot unplug pluggable database *string*

Cause: An attempt was made to unplug a pluggable database that was previously unplugged.

Action: Drop the pluggable database to finish the unplug operation.

ORA-65344: cannot uninstall or purge an application that has objects, users, roles, and profiles

Cause: An attempt was made to uninstall or purge an application that had objects, users, roles, and profiles.

Action: Drop all objects, users, roles, and profiles that belong to the application.

ORA-65345: cannot refresh pluggable database

Cause: The foreign archive log required for refreshing the pluggable database was not found.

Action: Re-create the refresh pluggable database and ensure that archive logging is enabled for the source multitenant container database (CDB).

ORA-65346: The PDB version is lower and components (*string*) are missing in CDB.

Cause: An attempt was made to plug in a pluggable database (PDB) that has a lower version and has more components than the multitenant container database (CDB) or the application root.

Action: Install the missing components in CDB or the application root before plugging in the PDB.

ORA-65347: cannot downgrade database that has proxy pluggable databases or application containers

Cause: There were proxy pluggable databases or application containers in the database.

Action: Prior to downgrade, drop the proxy pluggable databases and application containers.

ORA-65348: unable to create pluggable database

Cause: An attempt was made to relocate a pluggable database with availability max clause using a target pluggable database name which is different from source pluggable database name.

Action: Use source pluggable database name as the target pluggable database name.

ORA-65349: unable to create pluggable database

Cause: An attempt was made to relocate a pluggable database with availability max and service_name_convert clauses together.

Action: Do not use service_name_convert clause when relocating with the availability max clause.

ORA-65350: cannot run approot_to_pdb.sql

Cause: An attempt was made to run 'approot_to_pdb.sql' on a pluggable database (PDB) that was already converted to a regular PDB.

Action: 'approot_to_pdb.sql' is not necessary for this PDB.

ORA-65351: invalid partition (*string*) access with partition map size *string*

Cause: An attempt was made to access an invalid partition using the CONTAINERS() clause.

Action: Contact Oracle Support Services.

ORA-65352: Query across containers cannot have an ancillary operator.

Cause: An ancillary operator was used with a data link, extended data link, or CONTAINERS() clause.

Action: Remove the ancillary operator in the query.

ORA-65353: The *string* tablespace is missing from the XML metadata file.

Cause: An attempt was made to plug in a pluggable database (PDB) using an XML file that does not contain the SYSTEM, SYSAUX or undo tablespace specifications.

Action: Check and correct the XML metadata file. If the XML metadata file is missing undo tablespaces, you may need to regenerate the XML using a more recent patchset.

ORA-65354: DML into a data link or extended data link table cannot be done during an application SYNC operation.

Cause: DML into a data link or extended data link table was attempted during an application SYNC operation.

Action: This is an internal error. Contact Oracle Support Services.

ORA-65400: Table does not have CLUSTERING clause associated with it

Cause: User attempts to modify clustering clause on a table that does not have one.

Action: Create CLUSTERING clause on the table first.

ORA-65402: invalid option on CLUSTERING clause

Cause: Invalid option on CLUSTERING clause. Only [YES | NO] ON LOAD or [YES | NO] ON DATA MOVEMENT are valid.

Action: Correct the option on the CLUSTERING clause.

ORA-65403: invalid usage of CLUSTERING clause

Cause: Invalid usage of CLUSTERING clause. The clause can be specified only for CREATE/ALTER TABLE/SNAPSHOT/MATERIALIZED VIEW

Action: Don't use CLUSTERING clause in this statement

ORA-65404: CLUSTERING clause specified more than once on a table

Cause: A table can have only one clustering clause. The clause was specified multiple times.

Action: Correct the statement to use only one CLUSTERING clause.

ORA-65405: CLUSTERING clause cannot be used with existing table options

Cause: The CLUSTERING clause conflicted with other clauses on the table. The CLUSTERING clause cannot be used with IOT, CLUSTERED, GLOBAL TEMPORARY TABLE, or the EXTERNAL TABLE clause.

Action: Correct the statement so the CLUSTERING clause does not conflict with other clauses.

ORA-65406: invalid option on CLUSTERING clause

Cause: The CLUSTERING clause was not followed by the BY [LINEAR | INTERLEAVED] ORDER option.

Action: Correct the option on the CLUSTERING clause.

ORA-65407: CLUSTERING clause already exists on the table

Cause: The ADD CLUSTERING clause was specified on a table with an existing CLUSTERING clause.

Action: If the table has a CLUSTERING clause, you can only change the ON LOAD or ON DATA MOVEMENT options. To change other options, you must first drop the clause.

ORA-65408: CLUSTERING clause has too many columns in the BY ORDER subclause

Cause: More than 10 columns were specified in the BY ORDER subclause. You can have at most 10 columns in the BY ORDER subclause.

Action: Lower the number of columns in the BY ORDER subclause to a value of 10 or less.

ORA-65409: CLUSTERING clause has too many INTERLEAVED columns or groups

Cause: More than 40 columns or more than 4 groups were specified in the BY INTERLEAVED ORDER subclause. You can have at most 40 columns and at most 4 groups in the INTERLEAVED ORDER subclause.

Action: Lower the number of columns to 40 or less, and lower the number of groups to 4 or less in the BY INTERLEAVED ORDER subclause.

ORA-65410: CLUSTERING clause can have only scalar columns

Cause: A non-scalar column was specified in the BY [LINEAR | INTERLEAVED] ORDER subclause. Also, virtual or hidden columns are not allowed.

Action: Specify only scalar columns in the BY [LINEAR | INTERLEAVED] ORDER subclause.

ORA-65411: CLUSTERING clause does not exist

Cause: An attempt was made to modify or drop a CLUSTERING clause in a table that had no CLUSTERING clause associated with it.

Action: Do not attempt to modify a nonexistent CLUSTERING clause.

ORA-65412: invalid option on ALTER TABLE .. CLUSTERING ..

Cause: You specified an invalid option on ALTER TABLE...CLUSTERING. For example, you specified DROP and ADD CLUSTERING in one statement.

Action: Correct the statement.

ORA-65413: cannot resolve referenced object in the CLUSTERING clause

Cause: An object was referenced in the CLUSTERING clause that could not be resolved to a base table reference.

Action: The CLUSTERING clause can refer to base tables only.

ORA-65414: column resolves to multiple tables in the CLUSTERING clause

Cause: A column resolved to multiple tables in the CLUSTERING clause.

Action: Correct the statement. The column should resolve to only one table. The table name should be qualified with its owner name.

ORA-65415: wrong join condition in the CLUSTERING clause

Cause: The CLUSTERING clause had an OR condition and the individual join condition on the base table columns was not an equijoin.

Action: Correct the statement. Ensure that join conditions are equijoins and there are no OR conditions, or no expressions in the join.

ORA-65416: multiple dimension tables in the CLUSTERING clause

Cause: Joins in the CLUSTERING clause referenced a dimension table more than once.

Action: Correct the statement. Remove one of the references.

ORA-65417: illegal dimension table in the CLUSTERING clause

Cause: The dimension table in the CLUSTERING clause was illegal. Dimension table cannot be GLOBAL TEMPORARY TABLE or EXTERNAL TABLE.

Action: Rewrite the statement so it does not use an illegal option on the dimension table.

ORA-65418: primary or unique key constraint missing in CLUSTERING join

Cause: The join between the fact and dimension tables in the CLUSTERING clause did not have a primary or unique key constraint on the dimension table join column(s).

Action: Add a primary or unique key constraint to the join column(s) on the dimension table.

ORA-65419: columns in a clustering group come from different tables

Cause: Columns in the clustering group did not come from the same table. For example: .. CLUSTERING BY ..((t1.c1, t2.c2), (t2.c1, t2.c2)). Clustering group (t1.c1, t2.c2) must contain references to only one table.

Action: Restructure the clustering group so it contains only references to a single table.

ORA-65420: columns in a join condition in the CLUSTERING clause are not compatible

Cause: The data type of columns in the join condition of CLUSTERING clause were not compatible. They must be of the same type.

Action: Select a compatible data type for the join conditions in the CLUSTERING clause.

ORA-65421: The CLUSTERING clause is defined on columns that are to be modified

Cause: An ALTER TABLE MODIFY COLUMN command was issued on a column on which a CLUSTERING clause exists.

Action: Drop the CLUSTERING clause before attempting to modify the column.

ORA-65422: The CLUSTERING clause already has a zonemap defined on it

Cause: An ALTER TABLE MODIFY CLUSTERING command was issued with the WITH MATERIALIZED ZONEMAP option but the table already had zonemap defined on it.

Action: Drop the zonemap associated with the base table before attempting to add zonemap using the CLUSTERING clause.

ORA-65423: The CLUSTERING clause does not have a zonemap associated with it

Cause: An ALTER TABLE MODIFY CLUSTERING command was issued with the WITHOUT MATERIALIZED ZONEMAP option but the table did not have zonemap associated with the CLUSTERING clause.

Action: Do not use the ALTER TABLE MODIFY CLUSTERING WITHOUT ZONEMAP.

ORA-65424: CLUSTERING clause has too many joins

Cause: More than 4 joins were specified in the CLUSTERING clause. You can have at most 4 joins to the dimension tables.

Action: Reduce the number of joins to 4 or less.

ORA-65425: CLUSTERING clause not supported for table stored in tablespace of this storage type

Cause: An attempt was made to define clustering on a table stored in non-Oracle Exadata storage.

Action: Create this table in a tablespace residing on Oracle Exadata storage or remove the CLUSTERING clause.

ORA-65426: Non-scalar data type is used for a clustering column

Cause: Oracle cannot perform data clustering because an attempt was made to populate a clustering column with non-scalar data values, or a clustering column defaulted to non-scalar values was omitted.

Action: Use only scalar data type for the clustering columns, or disable data clustering with NO_CLUSTERING hint.

ORA-65427: A system-generated column or unused column is used in a join condition in the CLUSTERING clause.

Cause: An attempt was made to use a system-generated or unused column in a join condition in the CLUSTERING clause.

Action: Remove the system-generated or unused column in the join condition in the CLUSTERING clause.

ORA-65451: Advanced index compression is not supported for tablespaces on this storage type.

Cause: An attempt was made to use advanced index compression on an unsupported storage type.

Action: Drop and re-create the index with a compression option that is supported on the current storage type.

ORA-65455: family *string* is invalid

Cause: An invalid family was used to specify a parameter value.

Action: Use a valid family.

ORA-65456: family *string* is not valid in *string* instance

Cause: The specified family could not be used in the current instance type.

Action: Remove the family from the environment variable ORACLE_FAMILY.

ORA-65457: family *string* is not valid in *string* instance

Cause: The specified family could not be used in the current instance type.

Action: Use a family that is valid for this instance to set the initialization parameter.

ORA-65458: maximum length of parameter qualifier exceeded

Cause: Too many characters were specified in the parameter qualifier in the initialization parameter file.

Action: Change the parameter qualifier to a valid SID or family.

ORA-65459: family used with a specific system identifier (SID)

Cause: A SID was used with FAMILY.

Action: Use FAMILY without a SID.

ORA-65460: family *string* is invalid

Cause: An invalid family was specified for this instance in ORACLE_FAMILY.

Action: Use a valid family in ORACLE_FAMILY.

ORA-65461: invalid parameter name specified with CONTAINER clause set to ALL

Cause: The CONTAINER clause was set to ALL in the ALTER SYSTEM SET statement for a non-PDB modifiable or non-inheritable PDB parameter.

Action: Retry the ALTER SYSTEM SET statement without the CONTAINER clause.

ORA-65462: error while updating a dependent parameter '*string*'

Cause: An internal error was encountered while trying to update dependent parameter value.

Action: Contact Oracle Support Services.

ORA-65466: family '*string*' contains an illegal character or is too long

Cause: The specified family contained an illegal character or the family specified was too long, which cannot occur in an SPFILE setting. Illegal characters include *,#"'=() and whitespace.

Action: Use a family that does not contain a special character or whitespace. Check platform-specific documentation for the maximum length of family.

ORA-65470: unnecessary lost write command - lost write already in requested state

Cause: Lost write was already in the requested state. If enable or disable lost write was specified, then lost write was already in the enabled or disabled state.

Action: No action is necessary. This is an informational message only.

ORA-65471: LOST WRITE PROTECTION cannot be enabled on this type of tablespace.

Cause: LOST WRITE PROTECTION could not be enabled for lost write tablespaces or temporary tablespaces.

Action: Do not attempt to enable LOST WRITE PROTECTION for these types.

ORA-65472: invalid option for ALTER lost write TABLESPACE

Cause: An invalid option was specified while altering a LOST WRITE PROTECTION tablespace.

Action: Lost write tablespaces cannot be altered with clauses LOGGING, ENCRYPTION, REKEY, FLASHBACK, TEMPORARY, DEFAULT, or COMPRESS options.

ORA-65473: invalid option for FLASHBACK

Cause: An invalid option was specified while creating or altering a flashback tablespace.

Action: Lost write tablespaces cannot be used for flashback.

ORA-65474: lost write tablespace does not exist or has insufficient space or lost write is off

Cause: Enabling lost write protection could not succeed because the lost write tablespaces did not exist or had insufficient space. It is possible that shadow lost write was not enabled for the database.

Action: Create a lost write tablespace or add space to an existing lost write tablespace. Also, ensure that the shadow lost write protection is turned on for the database.

ORA-65476: could not get data file space header

Cause: There was an internal error code.

Action: Make sure the data file is online and the database is open.

ORA-65477: lost write protection - invalid state transition

Cause: The object that was manipulated could not be set to the requested state.

Action: Ensure that the state transition is valid.

ORA-65478: shadow lost write protection - found lost write

Cause: A lost write was found in a data block protected by lost write.

Action: The data block can be recovered to fix lost write.

ORA-65480: invalid option for CREATE TABLESPACE

Cause: An invalid option was specified while creating LOST WRITE PROTECTION tablespace.

Action: LOST WRITE PROTECTION cannot be specified with the DEFAULT, EXTENT MANAGEMENT, SEGMENT SPACE MANAGEMENT, FORCE, MINIMUM EXTENT, LOGGING, ENCRYPTION, TEMPORARY, UNDO, or FLASHBACK options.

ORA-65481: LOST WRITE PROTECTION option already specified

Cause: In CREATE TABLESPACE, the LOST WRITE PROTECTION option was specified more than once.

Action: Remove all but one of the LOST WRITE PROTECTION specifications.

ORA-65482: invalid option for CREATE TABLESPACE

Cause: An invalid option was specified while creating a tablespace.

Action: Review the syntax and reissue the command.

ORA-65483: invalid option for creation of LOST WRITE PROTECTION tablespace

Cause: The BIGFILE keyword was not specified while creating a LOST WRITE PROTECTION tablespace.

Action: Specify the BIGFILE keyword while creating a LOST WRITE PROTECTION tablespace.

ORA-65484: cannot specify LOST WRITE PROTECTION tablespace as default tablespace

Cause: An attempt was made to assign a LOST WRITE PROTECTION tablespace to be a user's default tablespace.

Action: Assign a permanent tablespace to be the default tablespace.

ORA-65485: cannot create user objects in LOST WRITE PROTECTION tablespace

Cause: An attempt was made to create user objects in a LOST WRITE PROTECTION tablespace. Other system objects such as rollback segments are also illegal.

Action: Create the object in a permanent tablespace.

ORA-65486: cannot specify a LOST WRITE PROTECTION tablespace as default tablespace

Cause: An attempt was made to assign a LOST WRITE PROTECTION tablespace to be a default tablespace.

Action: Assign a permanent tablespace to be the database default tablespace.

ORA-65487: Lost write tablespaces must all have the same block size.

Cause: A different block size was specified when a SHADOW LOST WRITE tablespace was created.

Action: Retry creating the lost write tablespace using the same block size as the other lost write tablespaces. If a duplicate tablespace name error is encountered then you may have to drop this tablespace using the SQL DROP TABLESPACE <tablespace_name> command.

ORA-65488: SHADOW LOST WRITE cannot be enabled on a standby database.

Cause: An attempt was made to enable SHADOW LOST WRITE on a standby database.

Action: SHADOW LOST WRITE can only be enabled on a primary database.

ORA-65489: Lost write tablespace cannot be enabled or created

Cause: An attempt was made to enable lost write when the database was not open or an access error occurred when attempting to access the new _lost_write_shadows\$ dictionary table

Action: Enable SHADOW LOST WRITE or create a shadow tablespace when the database is open.

ORA-65490: invalid parameters for LOST WRITE PROTECTION tablespace

Cause: Invalid parameters were specified for a LOST WRITE PROTECTION tablespace. Only BIGFILE TABLESPACE, SIZE and BLOCKSIZE for a LOST WRITE PROTECTION tablespace can be specified upon creation. ALTER cannot be used to make a LOST WRITE PROTECTION tablespace read-only.

Action: Create the tablespace using the CREATE BIGFILE TABLESPACE *tablespace name* ... DATAFILE '<data_file_name>' SIZE *size* BLOCKSIZE <block_size> NOLOGGING LOST WRITE PROTECTION statement.

ORA-65491: A lost write bigfile tablespace did not exist before attempting to enable lost write

Cause: The lost write tablespace was not created.

Action: Create the tablespace using the CREATE BIGFILE TABLESPACE <tablespace_name> ... DATAFILE '<datafile_name>' SIZE *size* BLOCKSIZE *size* NOLOGGING LOST WRITE PROTECTION statement;

ORA-65492: could not get data file space header

Cause: There was an internal error code.

Action: Try disabling LOST WRITE PROTECTION then create the lost write tablespace again using the CREATE BIGFILE TABLESPACE *tablespace name*

DATAFILE '<datafile_name>' SIZE *size* BLOCKSIZE *size* NOLOGGING LOST WRITE PROTECTION. You may have to drop the lost write tablespace first on which this command failed.

ORA-65493: cannot shrink a lost write tablespace

Cause: An attempt was made to shrink a lost write tablespace.

Action: Lost write tablespaces cannot be shrunk. The drop can either drop all tracking data or move it to another lost write tablespace.

ORA-65494: LOST WRITE PROTECTION could not write to or read dictionary tables or inconsistent dictionary tables.

Cause: There was an internal error in lost write subsystem. The SYSAUX tablespace may be inaccessible or full.

Action: Check the SYSAUX tablespace first. If the SYSAUX tablespace is OK then this is an internal error.

ORA-65495: LOST WRITE PROTECTION could not create shadow tablespace.

Cause: There was an internal error in lost write subsystem.

Action: Drop the lost write shadow tablespace just created using the SQL DROP TABLESPACE <tablespace_name> ... command.;

ORA-65496: Lost write tables are inconsistent. Delete may have occurred.

Cause: One of the lost write tracking tables was inconsistent. A parallel operation may have caused this problem.

Action: If lost write tracking is working properly, then this error can be ignored.

ORA-65498: SHADOW LOST WRITE tablespace could not be dropped.

Cause: An internal error occurred when performing drop side effects

Action: The lost write tablespace should still be operational. Contact Oracle Support Services.

ORA-65499: Illegal SHADOW LOST WRITE operation on a read-only database

Cause: The attempted lost write operation is prohibited on a read-only database.

Action: Set the database to read/write before performing this command.

ORA-65500: could not modify DB_UNIQUE_NAME, resource exists

Cause: DB_UNIQUE_NAME could not be modified, because a database resource identified by DB_UNIQUE_NAME existed in the cluster. To modify DB_UNIQUE_NAME, any resource it identifies must first be removed.

Action: Remove the database resource identified by DB_UNIQUE_NAME before modifying DB_UNIQUE_NAME.

ORA-65501: locator from *string* container cannot be used in container *string* for this operation

Cause: In a pluggable database environment, an attempt was made to modify a LOB using a locator which belongs to a different container.

Action: Switch back to the original container.

ORA-65502: cannot access temporary LOB data

Cause: The database did not open.

Action: Open the database before accessing LOB data.

ORA-65503: cannot send or receive temporary LOB locators over a database link

Cause: An attempt was made to send or receive a temporary LOB locator over a database link.

Action: Do not send or receive a temporary LOB locator over a database link.

ORA-65504: cannot send or receive LOB locators from an index-organized table over a database link

Cause: An attempt was made to send or receive a temporary LOB locator from an index-organized table over a database link.

Action: Do not send or receive a LOB locator from an index-organized table over a database link.

ORA-65505: cannot pass a remote LOB locator as parameter to this operation

Cause: An attempt was made to pass a remote LOB locator as a parameter to a LOB operation which does not accept a remote LOB locator.

Action: Do not pass a remote LOB locator as a parameter to this operation.

ORA-65506: cannot pass LOB locators belonging to different databases

Cause: An attempt was made to pass LOB locators belonging to different databases as parameters to the same LOB operation.

Action: Ensure that all of the LOB locator parameters belong to the same database.

ORA-65507: cannot select a LOB locator across multiple database links

Cause: An attempt was made to select from a remote database, a LOB locator which was obtained by the remote from another remote database.

Action: Ensure that the locator which is selected from a remote database belongs to that remote database.

ORA-65508: cannot send or receive an invalid LOB locator over database link

Cause: An attempt was made to send or receive an invalid LOB locator over a database link.

Action: Ensure that the locator which is sent to a remote database or received from a remote database is a valid locator.

ORA-65509: Cannot use remote LOBs in INSERT AS SELECT DMLs with INSTEAD OF triggers.

Cause: An attempt was made to perform an operation INSERT AS SELECT on a view with INSTEAD OF trigger on it and a remote LOB column in the select list.

Action: Do not use remote LOB locators in INSERT AS SELECT DMLs with INSTEAD OF triggers.

ORA-65510: Distributed LOB operations are not supported on pre-12.2 databases.

Cause: An attempt was made to send or receive a LOB locator over a database link to a pre-12.2 database.

Action: Ensure that the remote database for a distributed LOB operation is Oracle Database version 12.2 or higher.

ORA-65511: SQL statement executed on a remote database over a database link cannot access a LOB on the local database with parallel execution enabled on the remote side

Cause: This is likely the result of passing a local LOB locator as a bind value to a SQL statement that is executed on a remote database over a database link. For example,

running the statement "INSERT INTO tabl1@@dblink VALUES (:1)" where the bind value is a local persistent LOB locator and parallel execution is enabled on the remote side.

Action: Disable parallel execution for the SQL statement on the remote database.

ORA-65531: maximum level reached in index segment with object id *string*

Cause: The attempted operation resulted in the number of index levels exceeding the maximum allowed.

Action: Reduce the size of the relevant index, for example, by using compression or partitioning.

ORADNFS-65000 to ORADNFS-65072

ORADNFS-65000: Permission denied. You are not a member of ORA_DBA group.

Cause: The ORADNFS utility was invoked by a user who was not in the ORA_DBA group.

Action: Add user of this utility to ORA_DBA group and retry, or log on as a different user (who is in the ORA_DBA group) and retry.

ORADNFS-65001: Currently this option is supported only on Windows.

Cause: The ORADNFS command was issued on an operating system other than Windows.

Action: Run this command only on Windows.

ORADNFS-65002: NFS initialization failed, error code: *number*.

Cause: NFS initialization failed. error code is zero if successful, a negative error code if a software bug is encountered, or a positive error code if a hardware or user error is encountered. NEGATIVE ERROR EXAMPLES: - An impossible instance id. - context not initialized to zero. POSITIVE ERROR EXAMPLES: - Execution thread does not have privilege needed to access ODM. - Insufficient memory to allocate context

Action: Review the system configuration and correct the relevant issue.

ORADNFS-65003: failed to query user's local groups in the system, error code: *number*

Cause: failed to query user's local groups in the system Error code Description- 0005 : The user does not have access rights to the requested information. This error is also returned if the servername parameter has a trailing blank. 0124 : The system call level is not correct. This error is returned if the level parameter was not specified as 0. 0087 : A parameter is incorrect. This error is returned if the flags parameter contains a value other than LG_INCLUDE_INDIRECT. 0234 : More entries are available. Specify a large enough buffer to receive all entries. 0008 : Insufficient memory was available to complete the operation. 2453 : The domain controller could not be found. 2221 : The user could not be found. This error is returned if the username could not be found. 1722 : The RPC server is unavailable. This error is returned if the servername parameter could not be found. access denied, not enough memory, no dc controller or many more

Action: Review the system configuration and correct the relevant issue.

ORADNFS-65004: NFS registration failed, error code: *number*.

Cause: NFS registration failed, error code - 4 in case of error

Action: Review the system configuration and correct the relevant issue.

ORADNFS-65005: Invalid value for parameter *string*.

Cause: Invalid input value entered for SEEK or SKIP.

Action: Enter only numeric values.

ORADNFS-65006: Invalid use. Refer to Help for valid use.

Cause: Invalid usage of command, either some argument may be missing or some invalid value might be entered for an input flag.

Action: Check the usage in help and pass correct arguments.

ORADNFS-65007: No oranfsodm12.dll in ORACLE_HOME\rdbms\lib\odm

Cause: oranfsodm12.dll missing in ORACLE_HOME\rdbms\lib\odm

Action: Run ORADNFS DNFSENABLE command to copy the DLL.

ORADNFS-65008: No oranfstab in ORACLE_HOME\db, file: *string*.

Cause: oranfstab file missing in ORACLE_HOME\db

Action: Run ORADNFS DNFSENABLE & ORADNFS MOUNT to create oranfstab.

ORADNFS-65009: DNFS is enabled.

Cause: DNFS is in enabled status for given ORACLE_HOME 1.oranfstab file present in ORACLE_HOME\db 2.oranfsodm12.dll present in ORACLE_HOME\rdbms\lib\odm 3.size of oranfstab is non zero

Action: None

ORADNFS-65010: DNFS is not enabled.

Cause: DNFS is not in enabled status for given ORACLE_HOME

Action: Confirm that - 1.oranfstab file present in ORACLE_HOME\db
2.oranfsodm12.dll present in ORACLE_HOME\rdbms\lib\odm 3.size of oranfstab is non zero

ORADNFS-65011: No entries found in oranfstab.

Cause: size of oranfstab is zero

Action: Use the ORADNFS MOUNT command to add appropriate entries to the oranfstab file.

ORADNFS-65012: failed to discover NFS path. error code: *number*

Cause: failed to discover NFS path, error code- 1 no common version found 2 file system not installed 3 permission to access ODM denied 4 some other error occurred

Action: Review the system configuration and correct the relevant issue.

ORADNFS-65013: failed to get statistics of file *string* on local file system

Cause: failed to get statistics of file on local file system

Action: Ensure that you have read access to the file and retry.

ORADNFS-65014: Filer *string* may not be defined in this system.

Cause: Filer may not be defined in this system

Action: None

ORADNFS-65015: failed to set attributes of file *string* on local file system

Cause: failed to change attributes of file on local file system

Action: Ensure that you have required access to change parameters of file and retry.

ORADNFS-65016: source file not specified

Cause: source file not specified in command line arguments

Action: Specify source file in command line and retry.

ORADNFS-65017: destination file not specified

Cause: destination file not specified in command line arguments

Action: Specify destination file in command line and retry.

ORADNFS-65018: warning: file *string* already exists

Cause: It's a warning message to user saying that destination already exists.

Action: None

ORADNFS-65019: No value specified for option -IF

Cause: Input filename not specified.

Action: Specify input filename and retry.

ORADNFS-65020: Invalid value:*number* entered for IBS.

Cause: Invalid value entered for IBS.

Action: Value of IBS must be less than COUNT,enter a valid value and retry.

ORADNFS-65021: Invalid value: *number* entered for SKIP parameter.

Cause: Invalid value entered for SKIP parameter.

Action: Enter a valid value for SKIP parameter and retry. Value of SKIP should be less than file size.

ORADNFS-65022: Operation failed.

Cause: this is a generic message which tells that the given command failed

Action: Examine the preceding error messages to determine the problem.

ORADNFS-65023: Operation completed successfully.

Cause: this is a generic message which tells that the given command succeeded

Action: None

ORADNFS-65024: invalid ORADNFS command verb

Cause: An unrecognized command verb or option was specified.

Action: Issue 'oradnfs' for information on command verbs.

ORADNFS-65025: Error in seeking file: *string*

Cause: Error in seeking file

Action: None

ORADNFS-65026: Could not open log file: *string* errno: *number*.

Cause: failed to open log file to write traces

Action: Ensure that a writable file system path is provided.

ORADNFS-65027: NFS I/O completion failed, errno: *number*

Cause: NFS I/O completion failed 2 timeout 4 waitlist complete 8 completion list full 16 no more active I/O

Action: Review the system configuration and correct the relevant issue.

ORADNFS-65028: Not a directory: *string*.

Cause: given file is not a directory

Action: None

ORADNFS-65029: NFS file creation failed. file: *string* error code: *number*.

Cause: NFS file creation failed error code is zero if successful, a negative error code if a software bug is encountered, or a positive error code if a hardware or user error is encountered.

Action: Review the system configuration and correct the relevant issue.

ORADNFS-65030: NFS file deletion failed, file: *string* error code: *number*.

Cause: NFS file deletion failed, error code- 1 file is not an ODM file 2 file is identified so it is still in use 3 file has already been deleted

Action: Review the system configuration and correct the relevant issue.

ORADNFS-65031: failed to read directory: *string*

Cause: failed to read directory

Action: review the system configuration and retry

ORADNFS-65032: failed to open directory on local file system: *string*

Cause: failed to open directory on local file system

Action: Ensure that you have read access to path provided and retry.

ORADNFS-65033: no value specified for option -OF

Cause: Output filename not specified.

Action: specify output filename and retry

ORADNFS-65034: failed to remove directory on local file system: *string*

Cause: failed to remove directory on local file system

Action: Review the system configuration and correct the relevant issue.

ORADNFS-65035: failed to re-identify NFS file: error code: *number*

Cause: failed to re-identify NFS file error code is zero if successful, a negative error code if a software bug is encountered, or a positive error code if a hardware or user error is encountered.

Action: Review the system configuration and correct the relevant issue.

ORADNFS-65036: failed to identify NFS file: *string* error code: *number*

Cause: failed to identify NFS file, error code- 1 successfully identified the file 2 cannot be identified by ODM 3 no file exists with this path name

Action: Review the system configuration and correct the relevant issue.

ORADNFS-65037: ORACLE_HOME not defined in environment

Cause: ORACLE_HOME not defined in environment

Action: Define ORACLE_HOME in environment and retry.

ORADNFS-65038: failed to delete file on local file system: *string*.

Cause: failed to delete file on local file system

Action: Ensure that you have write access to the path provided and retry.

ORADNFS-65039: missing required value for parameter *string*

Cause: value missing for -BS, -IBS, -OBS, -COUNT, -SEEK or -SKIP parameter BS means block size, it specifies the size of read and write I/O IBS means input block size, it specifies the size of read I/O OBS means output block size, it specifies the size of write I/O SEEK specifies the offset of destination file from where we should start

writing SKIP specifies the offset from start of source file from where we should begin reading the file

Action: Specify the missing value of parameter and retry.

ORADNFS-65040: failed to get fully qualified user name

Cause: failed to get fully qualified user name for current user 0234 : The lpNameBuffer buffer is too small. The lpnSize parameter contains the number of bytes required to receive the name. 1355 : The domain controller is not available to perform the lookup 1332 : The user name is not available in the specified format.

Action: Review the system configuration and correct the relevant issue.

ORADNFS-65041: no value specified for option -P (parallel)

Cause: value missing for -P command line argument -p specifies the degree of parallelism done

Action: specify whether to use parallel I/O or not

ORADNFS-65042: failed to read nfs link, file: *string* error code: *number*

Cause: failed to read nfs link,error code- 1 symbolic link is not an ODM file 2 server error 3 symbolic link does not exist

Action: Review the system configuration and correct the relevant issue.

ORADNFS-65043: failed to read NFS directory, error code: *number*

Cause: failed to read NFS directory, error code- 1 directory is not an ODM file 2 server error 3 directory does not exist

Action: Review the system configuration and correct the relevant issue.

ORADNFS-65044: invalid trace level for component *string*

Cause: invalid trace level entered for kgodm, kgnfs, skgnfs or oradnfs

Action: Enter a value between 0-4 and retry

ORADNFS-65045: failed to resize NFS file: error code: *number*

Cause: failed to resize NFS file. error code is zero if successful, a negative error code if a software bug is encountered, or a positive error code if a hardware or user error is encountered.

Action: Review the system configuration and correct the relevant issue.

ORADNFS-65046: failed to commit NFS file. error code: *number*

Cause: failed to Commit NFS file error code is zero if successful, a negative error code if a software bug is encountered, or a positive error code if a hardware or user error is encountered.

Action: None

ORADNFS-65047: invalid size suffix multiplier

Cause: Invalid unit size entered for BS, IBS or OBS

Action: unit size must be one of w, B, k, KB, M, MB, G or GB. w - BS* 2 b,B - BS* 512 KB,kb - BS* 1000 K,k - BS* 1024 MB, mb - BS* 1000*1000 M,m - BS* 1024*1024 GB, gb - BS* 1000*1000*1000 G,g - BS* 1024*1024*1024 Eg: -BS 1M means 1*1024*1024 bytes is the block size for read and write I/O

ORADNFS-65048: failed to get statistics of NFS file, file: *string* error code: *number*

Cause: failed to get statistics of NFS file,error code- 1 file is not an ODM file 2 server error 3 file does not exist

Action: Review the system configuration and correct the relevant issue.

ORADNFS-65049: File *string* does not exist on local file system.

Cause: File does not exist on local file system.

Action: None

ORADNFS-65050: failed to un-identify NFS file: *string* error code: *number*

Cause: failed to un-identify NFS file error code is zero if successful, a negative error code if a software bug is encountered, or a positive error code if a hardware or user error is encountered.

Action: Review the system configuration and correct the relevant issue.

ORADNFS-65059: error during validation of file specification *string*

Cause: Checks if input filename is of valid format or not. For example, if user is running the utility in Windows and if he gives Linux style '/' in file path, it will be converted to Windows style \" and processed. In this case it will be considered positive validation and no error is returned. Likewise there are negative cases as well where error will be returned saying that validation failed

Action: Ensure that input filename is of valid format.

ORADNFS-65060: Failed to allocate requested amount of memory: *number* bytes.

Cause: Failed to allocate required memory.

Action: None

ORADNFS-65061: failed to open file *string* on local file system

Cause: failed to open file on local file system

Action: Ensure that you have write access to the path specified and retry.

ORADNFS-65062: failed to make directory on local file system, file: *string* errno: *number*.

Cause: failed to make directory on local file system

Action: Ensure that you have write access to the path specified and retry.

ORADNFS-65063: failed to make NFS directory: *string* errno:*number*

Cause: failed to make NFS directory,error code- 1 directory is not an ODM dir 2 server error 3 directory already exists

Action: Review the system configuration and correct the relevant issue.

ORADNFS-65064: failed to copy oransodm12.dll to \$OH\rdbms\lib\odm

Cause: failed to copy oransodm12.dll to \$OH\rdbms\lib\odm

Action: Ensure that we have write access to \$OH\rdbms\lib\odm.

ORADNFS-65065: failed to reap NFS I/O, errno: *number*

Cause: failed to reap NFS I/O 2 timeout 4 waitlist complete 8 completion list full 16 no more active I/O

Action: Review the system configuration and correct the relevant issue.

ORADNFS-65066: failed to get information of NFS file, file: *string* errno: *number*

Cause: failed to get information of NFS file,errno- 1 file is not an ODM file 2 server error 3 file does not exist

Action: Review the system configuration and correct the relevant issue.

ORADNFS-65067: failed to get attributes of NFS file: *string* errno: *number*

Cause: failed to get attributes of NFS file, errno- 1 file is not an ODM file 2 server error 3 nonexistant or stale file handle

Action: Review the system configuration and correct the relevant issue.

ORADNFS-65068: failed to set attributes of NFS file: *string* errno: *number*

Cause: failed to set attributes of NFS file, errno - 1 file is not an ODM file 2 file server error 3 nonexistant or stale file handle

Action: Review the system configuration and correct the relevant issue.

ORADNFS-65069: failed to remove NFS directory, file: *string* errno: *number*

Cause: failed to remove NFS directory, errno - 1 directory is not an ODM file 2 server error 3 directory has already been deleted 4 directory is still in use

Action: Review the system configuration and correct the relevant issue.

ORADNFS-65070: failed to submit NFS I/O, errno: *number*

Cause: failed to submit NFS I/O, errno - 2 timeout 4 waitlist complete 8 completion list full 16 no more active I/O

Action: Review the system configuration and correct the relevant issue.

ORADNFS-65071: Input path is DNFS enabled.


Cause: The NFS mount listed in oranfstab was a part of or matched the input path.

Action: None

ORADNFS-65072: Input path is not DNFS enabled.

Cause: The NFS mount listed in oranfstab was not a part of or did not match the input path.

Action: Ensure that the input path is specified in the mount location present in the oranfstab file.



PCC-02010 to PCC-02474

PCC-02010: found end-of-file while scanning string literal

Cause: A string in a SQL statement, which should be delimited by single quotation marks, was not terminated properly.

Action: Check that all strings are delimited.

PCC-02011: found identifier greater than 128 characters (truncated)

Cause: The precompiler found an identifier that was too long.

Action: Shorten the identifier. SQL identifiers should be limited to 128 characters.

PCC-02012: did not find matching quote for char constant

Cause: A character constant with a single quotation mark was not terminated.

Action: Terminate the character constant.

PCC-02013: unknown escape sequence

Cause: The precompiler found an escape sequence that it could not process inside a string literal. This error can arise when multibyte character strings that can contain shift-in or shift-out escape sequences are used.

Action: Correct the string representation.

PCC-02014: Syntax error at line *number*, column *number*, file *string*:\n

Cause: The precompiler detected an error in C or embedded SQL syntax. This message is followed by a more specific error message.

Action: Correct the syntax error.

PCC-02015: unable to open include file

Cause: The precompiler could not open a header file that was specified using the #include preprocessor directive or the EXEC SQL INCLUDE statement. This can happen if the file specification is inaccurate or if read permission or read access rights on the file or on one or more of the directories in the path were not granted.

Action: Recheck that the file specification is correct, that the file exists, and that read permission has been granted so that the file can be read.

PCC-02016: Absolute path to included file, "*string*" exceeds the limit of *number* characters

Cause: The file name length specified exceeded the maximum length. Some operating systems have a maximum file name length.

Action: Use a file name of length less than or equal to the maximum platform specific file name length.

PCC-02017: unable to open output file

Cause: The precompiler could not open an output file. This could be a generated code output file(.c file) or a listing file. This message can result from many causes. For example: o) A pathname for a specified output file contains a non-existent directory. o) An operating-system error occurred because the file system or disk is full. o) Write permission on the specified directory or directories in the path do not exist.

Action: Track down the cause of the error, as suggested above, and correct it.

PCC-02018: found end-of-file while scanning comment

Cause: A C comment either in C code or in an embedded SQL statement, was not terminated.

Action: Find the unterminated comment and terminate it with */ .

**PCC-02019: Preprocessor warning at line *number*, column *number*, file *string*:
\n**

Cause: This message indicates that a warning condition occurred as the precompiler was doing the preprocessor pass. A more specific warning message will follow this message.

Action: Correct the condition according to the action specified for the message that follows.

**PCC-02020: Preprocessor error at line *number*, column *number*, file *string*:
\n**

Cause: This message indicates that an error condition occurred as the precompiler was in the preprocessing phase. A more specific error message will follow this message.

Action: Correct the error according to the action specified for the message that follows.

PCC-02021: Found newline while scanning string literal

Cause: A string constant contains a newline character, For example `char x[] = "Hello world";`

Action: Remove the newline character.

PCC-02022: Found end of file while scanning a SQL statement

Cause: The precompiler encountered an end of file while parsing an EXEC SQL statement.

Action: Add statement terminator(;) or complete the EXEC SQL statement.

PCC-02023: Found end of file while scanning a PL/SQL statement

Cause: The precompiler encountered an end of file while parsing a PL/SQL statement (EXEC SQL EXECUTE ...).

Action: Complete the PL/SQL statement.

PCC-02035: CMD-LINE: CONFIG= option is invalid in a config file

Cause: A user configuration file inside a user configuration file cannot be specified. That is, nested configuration files cannot be nested.

Action: If there are nested configuration files, move the options from the nested files to the top levels.

PCC-02040: CMD-LINE: Option selected, but no value provided

Cause: An option on the command line was specified, but a value for it was not included. For example, the offending code might look like: `proc iname=sample1.pc oname=`

Action: Provide a value for the option.

PCC-02041: CMD-LINE: Option does not exist:

Cause: A non-existent option on the command line was specified.

Action: See the Programmer's Guide to the Oracle Precompilers, Release 2.2 for a list of the valid command line options and their possible values.

PCC-02043: CMD-LINE: Option syntax is incorrect

Cause: A value for a command line option was incorrectly specified.

Action: See the Programmer's Guide to the Oracle Precompilers, Release 2.2 for the correct syntax for specifying command line option values.

PCC-02044: CMD-LINE: Illegal or out of range value for option:

Cause: A value specified for a command line option was not within the accepted range. For example, the range for the MAXOPENCURSORS option is 5 to 256. If a value outside the range is specified, the message is triggered.

Action: See the Programmer's Guide to the Oracle Precompilers for the ranges that option values can take.

PCC-02045: CMD-LINE: Option is not unique:

Cause: An option name was partially specified on the command line that made it non-unique. For example, % proc in=t.pc the "in" option can imply either the INAME or INCLUDE option.

Action: Provide sufficient characters on the command line to make the option name unique.

PCC-02046: CMD-LINE: Unable to open config file:

Cause: A non-existent user configuration file was specified on the command line with the config option.

Action: Provide a valid filename for the configuration file.

PCC-02047: CMD-LINE: Option is not allowed inline:

Cause: An option was entered inline that can only be entered on the command line or in a configuration file. For example, the offending code might look like EXEC ORACLE OPTION (NLS_CHAR=*name*); The NLS_CHAR option can only be entered on the command line or in a configuration file.

Action: Remove the option from the source file, and specify it on the command line.

PCC-02066: CMD-LINE: Could not find or could not open system config file

Cause: The system configuration file has a standard name (pmscfg.h) and a location that is operating system dependent. On UNIX systems, it is located in the ORACLE_HOME/proc directory. If a file named pmscfg.h is not found in the standard location, this warning message is issued.

Action: Create a system configuration file in the standard location. The file can be empty. See also the operating system specific Oracle documentation.

PCC-02081: CMD-LINE: Unterminated option value list or value list was truncated.

Cause: An option that takes a list of values was entered. The value list did not have a closing parenthesis. This error may also occur if the list of values entered on a single line was too long and Pro*C truncated it.

Action: Ensure that all value lists are terminated with a closing parenthesis. Split long value lists into individual entries.

PCC-02100: Unable to initialize PL/SQL

Cause: The precompiler connected to Oracle but could not invoke the PL/SQL engine. This error can result if an earlier release of Oracle7 is used without the Procedural Option.

Action: To use PL/SQL, upgrade to a more recent release of Oracle7.

PCC-02101: Unable to open input file

Cause: The precompiler could not open the input file. This is the .pc file specified in the INAME=option. This means that the file does not exist, that a directory was incorrectly specified in the pathname, or that the person running the precompiler does not have read permission for the file. This message could also result from operating-system errors. For example, an unmounted file system or disk I/O errors, could trigger this error.

Action: Check that permission to read the file exists and that the full pathname has been specified correctly. Check for operating- system problems. See also the operating system-specific Oracle documentation.

PCC-02102: Fatal error while doing C preprocessing

Cause: The precompiler issues this message after a more specific message.

Action: Correct the problem specified in the previous message or messages.

PCC-02103: Password:

Cause: The username was specified on the command line without a password. For example, `proc sqlcheck=full iname=sample1.pc userid=scott`

Action: Re-enter the command line, and include the password or specify the password when prompted.

PCC-02104: Unable to connect to Oracle

Cause: The precompiler could not connect to Oracle with the username, password, and, if applicable, database link that was supplied. Note that this is a precompiler message, not a runtime message. This means that the USERID option value, either on the command line or in a configuration file, was incorrect.

Action: Check that the username and password are current and correct. Run `SQL*DBA` or `SQL*PLUS` and verify that connection can be made using that username and password.

PCC-02105: Unable to open list file

Cause: The precompiler could not open the listing file. This message can result from many causes. For example, o) A pathname for a specified listing file contains a non-existent directory. o) An operating-system error occurred because the file system or disk is full. o) Write permission on the specified directory has not been granted.

Action: Track down the cause of the error, as suggested above, and correct it.

PCC-02106: Userid only used when SQLCHECK = FULL, userid ignored.

Cause: The USERID option was specified on the command line, but SQLCHECK was not equal to FULL or SEMANTICS. The USERID has no effect, unless SQLCHECK=FULL or SQLCHECK=SEMANTICS.

Action: This is a warning message only.

PCC-02107: You may not specify PARSE = FULL when CODE = CPP

Cause: The PARSE=FULL and CODE=CPP options were both specified on the command line. The PARSE=FULL option invokes the C parser which does not

understand any C++ constructs generated by the precompiler with CODE=CPP option.

Action: Set the PARSE option to either NONE or PARTIAL if the CODE=CPP option is specified.

PCC-02108: UNSAFE_NULL=YES allowed if MODE=ORACLE and DBMS=V7 or V8

Cause: UNSAFE_NULL=YES was specified on the command line, but either the MODE was not ORACLE or the DBMS was not V7 or V8.

Action: Specify MODE=ORACLE and DBMS=V7 or V8 when using UNSAFE_NULL=YES.

PCC-02109: SQLCHECK=NONE is no longer supported.. using SYNTAX

Cause: SQLCHECK=NONE was specified on the command line but is no longer a supported option. SQLCHECK=SYNTAX was used instead.

Action: This is a warning message only. To avoid this warning, specify SQLCHECK=SYNTAX or SQLCHECK=SEMANTICS.

PCC-02110: DBMS=V6_CHAR is deprecated. Use CHAR_MAP=VARCHAR2, DBMS=V7 instead

Cause: DBMS=V6_CHAR was specified on the command line but is no longer a supported option. The options CHAR_MAP=VARCHAR2 and DBMS=V7 were used instead.

Action: This is a warning message only. To avoid this warning, specify CHAR_MAP=VARCHAR2 and, if required, DBMS=V7.

PCC-02111: CHAR_MAP option ignored. Only CHAR_MAP=VARCHAR2 allowed for DBMS=V6

Cause: DBMS=V6 was specified, and CHAR_MAP was specified with a value other than VARCHAR2. The CHAR_MAP value is ignored.

Action: This is a warning message only. To avoid this warning, specify a DBMS value other than DBMS=V6 or use CHAR_MAP=VARCHAR2.

PCC-02112: OBJECTS option ignored. OBJECTS=YES is not allowed for DBMS=V6 or V7.

Cause: OBJECTS=YES was specified on the Pro*C command line, but the DBMS option value was not valid.

Action: This is a warning message only. To avoid this warning for OBJECTS=YES, use DBMS=V8 or DBMS=NATIVE with a V8 database.

PCC-02113: DBMS=V6 no longer supported; using DBMS=NATIVE, CHAR_MAP=VARCHAR2.

Cause: DBMS=V6 was specified on the command line, but is no longer a supported option value. The options DBMS=NATIVE and CHAR_MAP=VARCHAR2 were used instead.

Action: Check your program to verify that you are not depending on any V6 behavior. Please refer to the Programmer's Guide to the Pro*C/C++ Precompiler for effects of specifying DBMS=V6.

PCC-02114: Command line argument MODE=ANSI may not be used with DBMS=V6

Cause: The semantics of certain operations (such as character comparison) in Oracle version ^ are not 100% compliant with the ANSI/ISO SQL standards. When V6 semantics are requested, using the DBMS=V6 or DBMS=V6_CHAR option, precompilation with MODE=ANSI is not permitted.

Action: Do not use ANSI mode with V6 options.

PCC-02115: Unable to open output file for writing

Cause: An attempt was made to precompile a header file where the output data file could not be opened (or created) for writing.

Action: Check for appropriate permissions on the directory and possibly file objects (if a data file already exists) to make sure that write permissions have been granted.

PCC-02116: You must specify a file extension using the HEADER option

Cause: An attempt was made to precompile a header file without specifying the name of the extension to use when creating the generated data file.

Action: Use the HEADER option to specify the name of a file extension to use when creating a data file for a precompiled header.

PCC-02117: Semantic checking disabled by TimesTen.

Cause: Semantic checking is not supported by TimesTen

Action: This is a warning message only.

PCC-02129: CMD-LINE: Client supplied static options table is invalid

Cause: This is an internal error message not usually issued.

Action: Call Oracle customer support.

PCC-02132: CMD-LINE: Could not allocate memory

Cause: This is an internal error message not usually issued.

Action: Call Oracle customer support.

PCC-02133: CMD-LINE: Error in string processing function

Cause: This is an internal error message not usually issued. It indicates that a C string function, such as strcpy or strlen, returned an error.

Action: Call Oracle customer support.

PCC-02134: CMD-LINE: Null option supplied

Cause: A zero length option was specified on the command line.

Action: Re-enter the command line with a valid option.

PCC-02135: CMD-LINE: User asked for help

Cause: This is a final message that the precompiler issues when information about the command line options has been requested. For example, if the command proc ? is issued to get a list of current default values for the command line options, this message appears at the end of the list.

Action: No action required.

PCC-02138: CMD-LINE: Internal consistency error

Cause: This is an internal message for program exceptions. An unexpected condition was encountered by the command-line processor and a consistency check failed.

Some possible causes of this message include: --invalid command-line options --memory corruption

Action: Report this error to Worldwide Support after gathering the following information: --the events that led to the error --the attempted operations that led to the error --any unusual circumstances prior to this error

PCC-02144: CMD-LINE: Blank characters are not allowed on either side of an equal sign (=)

Cause: An equal sign (=) was either immediately preceded or followed by a blank character.

Action: Precompile your program again without blank characters on either side of any equal sign (=) on the command line.

PCC-02146: CMD-LINE: value of option too long

Cause: The length of the user option exceeded 1023 bytes

Action: Reduce the length of the user option

PCC-02150: Error at line *number*, column *number* in file *string*

Cause: An error was encountered at the given location.

Action: Check the named source file and correct the error using the additional information which follows this error message.

PCC-02151: Line *number* column *number* file *string*:

Cause: An error was encountered at the given location.

Action: Check the listed source file and correct the error using the additional information which follows this error message.

PCC-02152: Unable to open file *string* to display or list the source line *number*

Cause: The file contains an error, but could not be reopened to list or display the incorrect line.

Action: Check that the file is intact and it has read permission. Then rerun the operation.

PCC-02153: Open file: *string*

Cause: A new source file was opened while producing the list file.

Action: No action required; this is an informational message.

PCC-02154: Close file: *string*

Cause: A source file was closed while producing the list file.

Action: No action required; this is an informational message.

PCC-02200: found unrecognized punctuation sequence

Cause: The error indicates that the precompiler parser encountered a badly-formed identifier or keyword.

Action: Correct the syntax.

PCC-02201: Found syntax error

Cause: This general message precedes one or more specific messages that detail the nature of the error.

Action: No action required. Correct the errors diagnosed in the following message(s).

PCC-02202: No typedef name was given

Cause: The precompiler parser encountered a typedef statement that had no name after the type specification. For example, typedef int;

Action: Correct the syntax

PCC-02203: found end of file when not expected

Cause: The parser can emit this message when a general syntax error occurs, for example, an unmatched '{' or '('.

Action: Correct the syntax.

PCC-02204: EXEC SQL INCLUDE not permitted from within an included file

Cause: EXEC SQL INCLUDE statements cannot be nested. Also, EXEC SQL INCLUDE statement cannot be put inside a file that is included using the #include preprocessor command.

Action: Recode the program so that the nested include statement is not required.

PCC-02205: Parser error at line *number*, column *number*, file *string*:\n

Cause: The precompiler parser encountered a syntax error, either in C code or in SQL code. A more specific message should follow.

Action: No action required for this message. Take the appropriate action for any following messages.

PCC-02206: Host variables are not permitted within a DDL statement

Cause: A Data Definition Language statement cannot use host variables. For example, the statement CREATE TABLE :table_name (c1 char(10)); is illegal, because the name of the table in a CREATE TABLE statement cannot be represented using host variable.

Action: Use dynamic SQL to create the names of database objects (tables, views, columns, etc.) at runtime. See the Programmer's Guide to the Oracle Precompilers, Release2.2 for information about dynamic SQL.

PCC-02207: Invalid macro name

Cause: The precompiler parser encountered a #define directive that had no macro name associated with it. For example, #define

Action: Correct the syntax.

PCC-02208: No filename specified in #include statement

Cause: The precompiler parser encountered a #include directive that had no filename associated with it. For example, #include

Action: Specify appropriate filename with the #include directive, or correct the syntax.

PCC-02209: Macro invocation has incorrect number of arguments

Cause: A macro invocation in the source does not have the same number of arguments as the macro definition in the #define line.

Action: Correct the macro reference or the macro definition.

PCC-02210: C++ punctuation sequences are not permitted

Cause: C++ punctuation sequences are not supported by the ProC/C++ precompiler.

Action: Rewrite your C++ code without using punctuation sequences and precompile it again.

PCC-02301: cannot reopen input file for reading

Cause: The semantic analysis phase of the precompiler could not reopen the input file to generate the output code.

Action: Check that the input file and its directory protection and privileges do not change during precompilation.

PCC-02302: cannot open code generation output file "string"

Cause: Pro*C was unable to open one or both temporary files required for code generation. The user executing the precompiler must have write permission (and/or the appropriate privileges) on the current directory.

Action: Check that permission exists to create files in the the directory where you precompile.

PCC-02303: cannot open include file

Cause: The precompiler was not able to open a header file specified using the #INCLUDE preprocessor directive or the EXEC SQL INCLUDE statement. This can happen if the file specification is inaccurate or if read permission or read-access rights on the file or on one or more of the directories in the path have not been granted.

Action: Recheck that the file specification is correct, that the file exists, and that read permission has been granted so that the file can be read.

PCC-02304: invalid declaration of C function

Cause: A C function using invalid syntax was declared.

Action: Consult a C programming manual and correct the declaration.

PCC-02305: illegal mixing of new and old style C function declarations

Cause: All C functions using either the traditional style (K&R style) function declarations or the new (ANSI) style must be declared; the two styles cannot be mixed.

Action: Adopt a consist declaration style for functions.

PCC-02306: illegal name of C function

Cause: A C function was declared with a name that is not a legal C identifier.

Action: Use legal C identifiers for all function names.

PCC-02307: void can only be used when single parameter

Cause: A function can be declared or defined using the following syntax: int func1(void) to indicate that the function has no parameters. void can be used only once in this case.

Action: Remove the extra voids in the function definition or declaration.

PCC-02308: identifier required in this function declaration

Cause: A function definition written in ANSI C must have both the name and the type for all parameters.

Action: Rewrite the function definition so that it contains the name of each parameter.

PCC-02309: illegal formal parameter declaration

Cause: A formal parameter to a function was specified without giving its type.

Action: Rewrite the function declaration and include types of all parameters in function declarations.

PCC-02310: formal parameter VARCHARs should be declared as pointers

Cause: Many C compilers allow structures to be passed to and returned from functions. Although a VARCHAR is implemented as a C struct, VARCHARs must be passed to a function as pointers.

Action: Take the address of a VARCHAR when it is passed to a function. See the example in the section "Referencing VARCHAR Variables" in the Programmer's Guide to the Oracle Precompilers.

PCC-02311: cannot have VARCHAR bit fields

Cause: Host variables cannot contain bit fields.

Action: Recode the application to remove the bit fields.

PCC-02312: arrays of VARCHAR greater than 2 dimensions not allowed

Cause: A VARCHAR variable having more than 2 dimensions was declared. Multidimensional arrays are not supported as host variables.

Action: Recode the application to remove multidimensional array usage.

PCC-02313: malformed VARCHAR declaration - missing length

Cause: When a VARCHAR is declared, a length specification is mandatory. For example, the following VARCHAR declaration is meaningless, hence illegal: `VARCHAR v1[];`

Action: Specify the length for each declared VARCHAR.

PCC-02314: cannot evaluate constant sizeof expression

Cause: A SIZEOF operator was used where a precompiler expression was expected. For example, as the length of a varchar.

Action: Eliminate the SIZEOF operator in this instance.

PCC-02315: cannot evaluate expression as constant

Cause: The specified expression does not evaluate to a constant. Such expressions are required, for example, as the length of a VARCHAR.

Action: Replace the expression with one that does evaluate to a constant integer.

PCC-02316: illegal operator in constant expression

Cause: A non-arithmetic operator was present in a constant expression.

Action: Rewrite the expression to eliminate the non-arithmetic operator.

PCC-02317: illegal cast type expression

Cause: An illegal cast is present in the expression.

Action: Remove the illegal cast.

PCC-02318: missing type expression

Cause: The specified expression is missing the declaration of a type.

Action: Specify a type for the expression.

PCC-02319: expression type does not match usage

Cause: The type of a variable does not match its usage. For example, in dynamic SQL, a host variable containing the text of a SQL statement must be declared as a C character type or be equivalenced to the SQL type STRING.

Action: Remove the declaration.

PCC-02320: arithmetic expression does not have correct operand types

Cause: The arithmetic expression must be specified with integral types.

Action: Rewrite the expression using integral types.

PCC-02321: only subtraction between two pointers is permitted

Cause: Pointer values cannot be added, multiplied, or divided. The only arithmetic operation permitted with pointers is subtraction.

Action: Recode to avoid this error message.

PCC-02322: found undefined identifier

Cause: An identifier used in a SQL statement was not defined. For example, a cursor name was referenced that had not been declared, or in a DECLARE CURSOR statement, a statement name was used that had not been PREPARED.

Action: Check that all SQL identifiers, such as cursor names and statement names, have been defined before use. Provide a declaration for the variable and/or its type identifier.

PCC-02323: found typedef name used in an expression (expecting a value)

Cause: The name of a typedef was found where a variable was expected.

Action: Rewrite the expression and remove the reference to the typedef.

PCC-02324: found variable name used as a typedef name

Cause: The name of a variable was found where a typedef was expected.

Action: Rewrite the expression and specify the correct typedef reference.

PCC-02325: illegal indirection operation

Cause: An attempt was made to use a non-pointer type as a pointer.

Action: Rewrite the expression.

PCC-02326: illegal structure reference operation

Cause: A structure component using invalid syntax was referenced. For example, a -> operator was used instead of a required `.` operator.

Action: Correct the invalid reference.

PCC-02327: struct or struct pointer required

Cause: A scalar host variable was used in a context where a structure (or its pointer) is required.

Action: Make the host variable a structure or add more scalar host variables to satisfy the SQL syntax requirements.

PCC-02328: undefined struct member

Cause: A structure component was referenced that was not declared as part of the structure.

Action: Redefine the structure member.

PCC-02329: found reference to undeclared function

Cause: A function was referenced that was not declared. All function references must be declared.

Action: Declare the function.

PCC-02330: expecting an expression of integer type

Cause: The expression does not evaluate to an integer. For example, a SQL FOR expression must evaluate to an integral type.

Action: Rewrite the expression.

PCC-02331: undefined SQL identifier

Cause: All SQL identifiers must be declared before they are used. This message can result when a CURSOR or STATEMENT is not declared (defined) before being referenced.

Action: Define the SQL identifier before it is used.

PCC-02332: attempted to redefine SQL identifier

Cause: A SQL identifier (such as a cursor name) can be defined only once.

Action: Do not redefine the SQL identifier. Use a different name.

PCC-02333: SQL identifier was not declared as a statement

Cause: A SQL statement identifier was referenced in a DECLARE... CURSOR statement that was not PREPARED.

Action: Check that all SQL statement names have been declared. Remember that SQL statement names are identifiers, not variables, and that they are local to the precompilation unit.

PCC-02334: SQL identifier was not declared as a cursor

Cause: A cursor name was used in an OPEN, FETCH, or CLOSE statement that had not been DECLARED.

Action: Check that all SQL cursor names have been declared. Remember that cursors are identifiers, not variables, and that they are local to the precompilation unit.

PCC-02335: body of cursor must name statement identifier

Cause: In a Dynamic SQL Method 4 application, the DECLARE... CURSOR statement must name a statement identifier that has been PREPARED in a preceding statement. The PREPARE statement must physically (not logically) precede the DECLARE command.

Action: This error message is followed by another message that gives the line and column of the reference to the statement. Recode the application.

PCC-02336: host variable expression has invalid type

Cause: The host variable was declared using a C type that is not permitted as a host variable. See the Programmer's Guide to the Oracle Precompilers for a list of the permissible C types for host variables.

Action: Use a permissible host variable type.

PCC-02337: cannot declare multi-dimensioned array for this type

Cause: Host variable arrays of scalars with more than 1 dimension cannot be declared. The only host variables allowed to be multi-dimensioned are CHAR and VARCHAR.

Action: Rewrite the variable declaration.

PCC-02338: structure contains a nested struct or union

Cause: A structure used as a host variable may not have structures or unions nested within it.

Action: Rewrite the variable declaration.

PCC-02339: host variables cannot be of union types

Cause: A C union as a host variable cannot be used.

Action: This error message is followed by another message that gives the line and column of the reference to the illegal union. Recode, using a struct or individual scalar host variables.

PCC-02340: structure contains a bit field

Cause: Bit fields are not allowed in host variables because they are meaningless for database DML operations.

Action: This error message is followed by another message that gives the line and column of the reference to the offending host variable. Recode the application.

PCC-02341: host variable has illegal type

Cause: A host variable has an unpermitted type (i.e.; enum, void, etc).

Action: Rewrite the host variable declaration, using a permissible host variable type.

PCC-02342: using WHERE CURRENT OF on cursor defined without FOR UPDATE clause

Cause: When MODE=Oracle, a cursor defined with a WHERE CURRENT OF clause must also have a FOR UPDATE clause.

Action: Rewrite the cursor definition.

PCC-02343: body of cursor must be a query expression

Cause: A cursor definition must be a SELECT statement.

Action: Rewrite the cursor definition.

PCC-02344: Host variable array size mismatch. Using minimum: *number*

Cause: Host variable arrays in a single statement should all be of equal size.

Action: Redefine the bind variable array lengths to all be the same size.

PCC-02345: SQLCHECK=SEMANTICS must be given when embedded PL/SQL blocks are used

Cause: Embedded PL/SQL blocks require that the command-line flag SQLCHECK=SEMANTICS is used.

Action: Use the SQLCHECK=SEMANTICS option. This also requires that the USERID connect option be given.

PCC-02346: PL/SQL found semantic errors

Cause: A database entity, such as a table or column name, was referenced, that does not exist. This is a compile time error, not a runtime error.

Action: Check that all referenced objects in PL/SQL statements actually exist and that the necessary access permission on them have been granted.

PCC-02347: PL/SQL found syntax errors

Cause: A PL/SQL statement was used illegally.

Action: Check the PL/SQL User's Guide and Reference for the correct syntax.

PCC-02348: indicators are not allowed in EXEC IAF statements

Cause: Indicator variables associated with host variables cannot be used in EXECIAF statements such as GET and PUT in a user exit.

Action: Eliminate the indicator variables. If feasible (for example with Forms V4), use EXEC TOOLS statements, which do allow indicator variables. See the Programmer's Guide to the Oracle Precompilers for more information of EXECIAF and EXEC TOOLS statements.

PCC-02349: precision must be specified for this type

Cause: In a VAR or TYPE statement, certain Oracle types require that the precision be specified. For example, VARCHAR2 or CHAR.

Action: Indicate the precision.

PCC-02350: cannot equivalence this SQL type

Cause: Datatype or variable equivalencing to the datatypes NUMBER or DECIMAL cannot be used. See the "Datatype Equivalencing" section in the Programmer's Guide to the Oracle Precompilers for more information.

Action: Use the appropriate datatype for the application.

PCC-02351: illegal datatype equivalencing operation

Cause: The datatype specified could not be equivalenced, or the syntax was incorrect in the VAR or TYPE statement.

Action: See the Programmer's Guide to the Oracle Precompilers for a list of the datatypes that can be equivalenced and the correct syntax of the VAR or TYPE statement.

PCC-02352: out of bounds bind position from PL/SQL

Cause: PL/SQL requested a bind position that does not exist.

Action: Contact ORACLE customer support.

PCC-02353: Semantic error at line *number*, column *number*, file *string*:\n

Cause: This error message precedes a more specific error message.

Action: No action required. Correct the error(s) reported in the following message(s).

PCC-02354: A file included with #include may not contain SQL statements

Cause: The Pro*C Precompiler reads header files referenced in #INCLUDE directives and uses the values defined in them. But the precompiler never generates code using statements in header files, so use of SQL statements in these files is illegal.

Action: Move the SQL statement(s) into the main body of the application or use EXEC SQL INCLUDE to check that the included file is precompiled.

PCC-02355: Invalid or obsolete option, ignored

Cause: A command-line option that is not used in Pro*C Release 2.0 was specified. For example, the option AREASIZE is no longer valid with precompilers used with the Oracle7 Server.

Action: No action required. This is an informational message.

PCC-02356: Warning at line *number*, column *number*, file *string*:\n

Cause: This is a generic warning message. It precedes a more specific warning.

Action: No action required. Correct the error(s) indicated in the following message(s).

PCC-02357: Function calls may not be used as host variable expressions

Cause: Only objects that are lvalues (that resolve to an address) can be host variables. Because a function call is not an lvalue, one cannot be used in place of a host variable.

Action: Recode the application.

PCC-02358: Identifier following ARRAYLEN must be the name of an array

Cause: A declared array must be specified as the argument for an ARRAYLEN statement. Declare the array textually before the ARRAYLEN statement. See the Programmer's Guide to the Oracle Precompilers for the syntax of the ARRAYLEN statement.

Action: Correct the statement, specifying a host array as the argument.

PCC-02359: Identifier specifying ARRAYLEN must be a 4-byte integer

Cause: The expression that specifies the ARRAYLEN dimension must evaluate to an integer. For example, the statement EXEC SQL ARRAYLEN my_array(1,3) cannot be parsed.

Action: Correct the statement, using an integral dimension.

PCC-02360: This array type is invalid for use with ARRAYLEN statement

Cause: Arrays of some host variable types are not allowed and hence also cannot be used in ARRAYLEN statements. VARCHAR and DATE are examples.

Action: Specify an array with a datatype that can be used in host arrays.

PCC-02361: Use of ARRAYLEN with SQL bind arrays is ignored

Cause: ARRAYLEN is only valid with arrays that can be bound in PL/SQL blocks.

Action: Use an appropriate array type.

PCC-02362: Host variable not declared within SQL DECLARE section

Cause: When MODE=ANSI is specified at precompile time, all host variables must be declared inside Declare Sections. Remember that MODE=ANSI refers to ANSI SQL, not ANSI C.

Action: Add the EXEC SQL BEGIN DECLARE SECTION... EXEC SQL END DECLARE SECTION statements around all host variable declarations.

PCC-02363: Indicator variable must be a structure

Cause: If a host variable is a structure, the associated indicator variable must also be a structure.

Action: Recode the application to create an indicator variable as a structure.

PCC-02364: Host struct and its indicator must have the same number of fields

Cause: When a structure containing indicator variables is declared and associated with a host structure, the indicator structure must contain the same number of fields as the host structure. This is so even when some of the indicators will not be used or even when it would not make sense to do so (for fields constrained as NON NULL, for example).

Action: Redeclare the indicator variable with the correct number of fields.

PCC-02365: Indicator array size cannot be smaller than host array size

Cause: An indicator array must have dimension greater than or equal to the corresponding host variable array dimension.

Action: Change the dimension of the indicator array.

PCC-02366: Command line argument MODE=ANSI may not be used with DBMS=V6

Cause: The semantics of certain operations (such as character comparison) in Oracle version ^ are not 100% compliant with the ANSI/ISO SQL standards. When V6

semantics are requested, using the DBMS=V6 or DBMS=V6_CHAR option, precompilation with MODE=ANSI is not permitted.

Action: Do not use ANSI mode with V6 options.

PCC-02367: This indicator variable must be declared as type short

Cause: An indicator for a host variable of this type must have the C type short. An array of such indicators must be an array of shorts.

Action: Declare the indicator variable or indicator array as type short.

PCC-02368: An EXEC TOOLS host variable context name is not type char

Cause: If a host variable is used to define a context name in an EXEC TOOLS GET CONTEXT or EXEC TOOLS SET CONTEXT statement, that host variable must be of a character type.

Action: Redeclare the context name to a host variable of a char type.

PCC-02369: An EXEC TOOLS host pointer variable is not a pointer

Cause: The host variable specifying an EXEC TOOLS context must be a pointer type.

Action: Redeclare the variable, making sure that it is a pointer.

PCC-02370: An EXEC TOOLS MESSAGE host variable is not type char

Cause: If a host variable is used to define a context name in an EXEC TOOLS GET CONTEXT or EXEC TOOLS SET CONTEXT statement, that host variable must be of a character type.

Action: Declare the message to a host variable of a char type.

PCC-02371: Illegal FOR clause

Cause: The argument of a FOR clause must be specified as an integer or as an identifier containing an integer.

Action: Rewrite the FOR clause.

PCC-02372: FOR clause not allowed in SELECT statement

Cause: A SQL statement containing a SELECT command cannot contain a FOR clause. The meaning of such a statement would be unclear.

Action: Rephrase the SELECT statement, removing the FOR clause.

PCC-02373: Invalid declaration in EXEC SQL DECLARE section

Cause: An improper declaration was placed in a Declare Section. This message is usually caused by including an EXEC SQL TYPE or EXEC SQL VAR declaration in a Declare Section.

Action: Move the declaration outside of the SQL DECLARE section.

PCC-02374: SQLCHECK value exceeds command line value

Cause: The value given to the SQLCHECK option in an EXEC ORACLE statement in a program was greater than the value given either on the command line or greater than the default value if no SQLCHECK option was given on the command line. The order of the option values is SEMANTICS>SYNTAX>NONE. When this warning message is issued, the original value of SQLCHECK (the default or the command-line value) stays in effect.

Action: Remove or recode the EXEC Oracle option(s) in the .pc source file to avoid this warning message.

PCC-02375: SQL statement found outside the body of a function

Cause: A SQL statement other than a declarative, datatype equivalence or WHENEVER statement was found outside the body of a function when PARSE=FULL.

Action: Move the SQL statement inside the body of a function.

PCC-02376: You may not declare SQLCODE when DEF_SQLCODE = TRUE

Cause: The DEF_SQLCODE option may not be specified if a SQLCODE declaration already explicitly appears in the program.

Action: Remove the SQLCODE declaration from the program or specify DEF_SQLCODE=NO (the default).

PCC-02377: Arrays of implicit varchars are not permitted

Cause: An array of implicit VARCHARS was declared when HOST_VARCHAR=TRUE.

Action: Rewrite the implicit VARCHAR declaration without using arrays.

PCC-02378: Invalid type for National Language character variable

Cause: A variable declared as a National Language character using the NLS_CHAR option was not declared as a char or implicit VARCHAR.

Action: Declare the variable as a char or implicit VARCHAR or do not specify using the NLS_CHAR option.

PCC-02379: Cannot equivalence National Language character variables

Cause: A National Language character variable (specified using the NLS_CHAR option) has undergone datatype equivalencing using either the EXEC SQL VAR or TYPE statements.

Action: Do not equivalence National Language character variables.

PCC-02380: Cannot specify a connect mode when altering a user password

Cause: An attempt was made to connect in either SYSOPER or SYSDBA mode while at the same time trying to change passwords using the ALTER AUTHORIZATION clause in the same CONNECT statement.

Action: Changing passwords while connecting in SYSOPER or SYSDBA mode is prohibited. Rewrite the connect statement by either removing the ALTER AUTHORIZATION clause or the CONNECT MODE clause.

PCC-02382: You must specify MODE=ANSI when using NLS_LOCAL=YES

Cause: NLS_CHAR was used to specify NLS multi-byte character variables without specifying MODE=ANSI.

Action: Specify MODE=ANSI on the command line when using NLS_LOCAL=TRUE.

PCC-02383: Expecting an expression of type OCIExtProcContext

Cause: The type of the bind variable given in a REGISTER CONNECT USING statement was not (pointer to) OCIExtProcContext.

Action: Declare a variable having type (pointer to) OCIExtProcContext and use it in the REGISTER CONNECT USING statement.

PCC-02384: Missing array length specifier

Cause: An array declaration was given without an array length specifier.

Action: Provide the length for the array declaration.

PCC-02385: CHAR_MAP disallowed when using NLS_CHAR and NLS_LOCAL=TRUE

Cause: The CHAR_MAP option was specified while indicating which host variables are to be treated by the precompiler as NLS multi-byte character variables. This mapping cannot be performed with the option NLS_LOCAL=TRUE. This error also occurs when DBMS=V6 is used in conjunction with NLS_CHAR and NLS_LOCAL=TRUE.

Action: Remove either the CHAR_MAP option or set NLS_LOCAL=FALSE. Ensure that DBMS is not set to V6.

PCC-02386: Use of the AT clause is not permitted here

Cause: An explicit AT clause was used with an ALLOCATE statement or a FETCH/CLOSE statement also using a SQL_CURSOR declaration.

Action: Remove the AT clause.

PCC-02387: Expecting an expression of type sql_cursor

Cause: A host bind variable was used in an ALLOCATE, FETCH or CLOSE statement that was not declared as a result set SQL_CURSOR.

Action: Declare the variable to be of type sql_cursor.

PCC-02388: Arrays not allowed in FROM/WHERE clause of SELECT statement

Cause: A host array was used in the WHERE clause of a SELECT-INTO statement.

Action: Rewrite the SELECT statement without using arrays or use a cursor.

PCC-02389: Arrays not allowed as input bind variables in SELECT list

Cause: A host array was used in the SELECT list of a SELECT-INTO statement.

Action: Rewrite the SELECT statement without using arrays in SELECT list.

PCC-02390: No EXEC SQL CONTEXT USE statement encountered

Cause: No EXEC SQL CONTEXT USE statement was encountered and the option threads=yes was requested.

Action: Ensure that the necessary context variable (of type sql_context) has been declared and that has been ALLOCATED and USED prior to any executable SQL statements.

PCC-02391: Runtime context variable not of correct type

Cause: The host variable in a EXEC SQL CONTEXT USE statement or in the RETURNING clause of a REGISTER CONNECT statement was not declared to be of type SQL_CONTEXT.

Action: Declare the runtime context variable to be of type SQL_CONTEXT.

PCC-02392: You are already in an EXEC SQL DECLARE SECTION

Cause: A SQL DECLARE SECTION appears nested inside another one.

Action: Do not nest DECLARE SECTIONS. Remove any nested inner ones.

PCC-02393: SQL statement found inside an EXEC SQL DECLARE SECTION

Cause: An executable SQL statement appears inside a DECLARE SECTION.

Action: Move the SQL statement into the body of a function.

PCC-02394: Input file name and output filename are identical

Cause: The values of INAME and ONAME are the same or the default output filename is the same as that specified by ONAME.

Action: Use ONAME to specify a different filename for the output file.

PCC-02395: Using arrays of structs requires that the struct be named

Cause: An array of some unnamed struct was used as a host variable. When using arrays of structs, the struct requires a name or tag.

Action: Provide a name for the struct.

PCC-02396: Illegal use of arrays inside an array of structs

Cause: An array of a struct that contained arrays of scalars or two-dimensional char or VARCHAR fields was used as a host variable.

Action: Rewrite the struct so that there are no scalar arrays or two-dimensional char or VARCHAR fields.

PCC-02397: VARCHAR declarations not permitted in #include file

Cause: A VARCHAR declaration was found in a file included using a #include form.

Action: Use the EXEC SQL INCLUDE form to include files with VARCHAR declarations instead.

PCC-02398: Indicator ignored in this statement for this type

Cause: An indicator variable was used in a host/indicator variable pair for some type in a statement that did not require or need one. Typically, indicator variables are not used in ALLOCATE and FREE statements for types other than object or collection types. They are also not used in OBJECT CREATE/DEREF statements for REF types.

Action: Remove the use of the indicator for the type in the specified statement. It will be ignored otherwise.

PCC-02399: Illegal CHAR_MAP option value for DBMS=V6. Option ignored.

Cause: A CHAR_MAP option other than CHAR_MAP=VARCHAR2 was specified inline. Since DBMS=V6, this option is ignored for a character or string variable in the offending statement.

Action: Either set DBMS to something other than V6, or specify CHAR_MAP=VARCHAR2.

PCC-02400: This host variable must be declared as a pointer type

Cause: The specified host variable was not declared as a pointer type.

Action: Declare the host variable to be a pointer type.

PCC-02401: Host variable arrays of this type are currently not supported

Cause: Host variable arrays of the specified type are not supported.

Action: Rewrite your program so that there are no arrays of this type.

PCC-02402: Pro*C option OBJECTS=YES is required when using the object cache

Cause: The object cache will be used for this host variable, but OBJECTS=NO was specified on the Pro*C command line.

Action: Specify OBJECTS=YES on the Pro*C command line when using the object cache.

PCC-02403: Invalid indicator variable type for this host variable

Cause: The type of the indicator variable is not appropriate for the specified host variable.

Action: Change the type of the indicator variable to a valid type. Refer to the "Programmer's Guide to the ORACLE Pro*C/C++ Precompiler" for a discussion of appropriate indicator variable declarations.

PCC-02404: This indicator variable must be declared as a pointer type

Cause: The specified indicator variable was not declared as pointer type.

Action: Declare the indicator variable to be a pointer type.

PCC-02405: Variable is of undefined type

Cause: No declaration was found for the type identifier of the variable.

Action: Provide a valid declaration for the type of the host variable. If using objects in your program, check that the OTT-generated header for the object type was #included and that the typefile was specified in the INTYPE option on the Pro*C command line.

PCC-02406: Expecting the form 'RETURN[ING] REF INTO :ref' only

Cause: When using the RETURNING clause in an OBJECT CREATE statement, only a single 'REF INTO :host variable' is expected. This error occurs if the expression list to which REF belongs is greater than one or if there are more than one host variables supplied in the into list.

Action: Rewrite the RETURNING clause as per the given specification.

PCC-02407: Object and REF types do not match

Cause: In an OBJECT CREATE or Deref statement, the types of the given Object and its associated REF do not match.

Action: Make sure that the Object and its REF have the same type. The type information is generated by OTT and should appear in the header file which OTT creates.

PCC-02408: Expecting an expression of some Object type

Cause: The expression is not an Object type. For example, many host variable expressions in the Navigational statements require that the variable be declared of some Object type.

Action: Rewrite the expression or declare the variable to be an Object.

PCC-02409: Expecting an expression of some REF type

Cause: The expression is not a REF type. For example, some host variables in the Navigational CREATE and Deref statements are required to be declared of some REF type.

Action: Rewrite the expression or declare the variable to be a REF.

PCC-02410: Expecting an expression of some Collection type.

Cause: The expression is not a Collection type. A VARRAY or Nested Table object was expected, but the given host variable did not resolve to a valid Collection type.

Action: Check that the OTT-generated header for the Collection type was properly #included in the Pro*C/C++ program and that the typefile was specified in the INTYPE option on the Pro*C/C++ command line.

PCC-02411: Invalid type for INDICATOR descriptor item host variable

Cause: The type of the host variable paired with the INDICATOR descriptor item was invalid. The only permissible types for the INDICATOR item are a signed 2 byte numeric type or an indicator struct generated by the Object Type Translator for a user defined object type.

Action: Either replace the INDICATOR host variable with a valid one having an acceptable type or redeclare the existing host variable to be of a valid type.

PCC-02412: FOR clause not permitted in OBJECT GET or SET statement

Cause: An explicit FOR clause was used in an OBJECT GET or OBJECT SET statement. Use of the FOR clause is illegal for these statements.

Action: Remove the FOR clause.

PCC-02413: Number of attributes does not match number of host variables

Cause: The number of attributes supplied in the attribute list of an OBJECT SET or GET statement does not match the total number of host variables also supplied in that statement.

Action: Either remove some attributes or remove some host variables from the statement in order to make the total count for each the same.

PCC-02414: This attribute does not exist in the specified Object

Cause: An attribute given in the attribute list of an OBJECT SET or GET statement is not a member of the specified object in that statement.

Action: Remove the attribute from the list.

PCC-02415: Cannot manipulate Object attributes in an OBJECT GET or SET

Cause: An attempt was made to either GET or SET an attribute of an Object that itself was an Object or REF type.

Action: Remove the attribute from the attribute list in the statement.

PCC-02416: The Object in an OBJECT GET or SET must not be an array

Cause: The Object specified in an OBJECT GET or SET statement is an array which is illegal.

Action: Redefine the Object so that it is not an array or subscript the Object so that only a single element of the Object array is specified.

PCC-02417: Illegal type conversion between attribute and host variable

Cause: An illegal type conversion was attempted in a Navigational GET or SET statement between the type of the Attribute and the type of the Host Variable.

Action: Change the type of either the Attribute or the Host Variable.

PCC-02418: Array size mismatch between Object and REF host variables

Cause: The array sizes of the Object and REF variables in an OBJECT CREATE or DEREf do not match.

Action: Adjust the array dimensions of the two host variables so that they are equal to one another.

PCC-02419: Host variable arrays not allowed in an OBJECT SET or GET

Cause: An array was found in the host variable list of an OBJECT SET or GET statement.

Action: Only scalars are allowed (except for single dimensioned char or varchar variables) in the host variable list of an OBJECT SET or GET. Make sure to use only scalars in these statements.

PCC-02420: Incomplete (or missing) type specification

Cause: An incomplete or perhaps missing type specification was given when declaring a host variable used in some SQL statement.

Action: Provide a complete type definition when declaring host variables intended for use inside any SQL statements.

PCC-02421: This host variable requires the use of an indicator variable

Cause: No indicator variable was provided (or matched) with a specific host variable where one was explicitly required.

Action: Provide an indicator variable for use with the specified host variable in the given SQL statement.

PCC-02422: Invalid value specified for the given context option

Cause: An illegal value was given for the specified runtime context option in the CONTEXT *option* OPTION SET (or GET) statement.

Action: Use a valid option value in the statement for the specified option being manipulated by the statement.

PCC-02423: Host variable has an invalid type for this option value

Cause: The type of the host variable corresponding to a specific option value in a CONTEXT *option* OPTION SET (or GET) statement is invalid for that particular value.

Action: Use a type suitable for the specific value being manipulated.

PCC-02424: The number of values and host variables does not match

Cause: There is a mismatch between the number of values specified and the number of valid host variables given in a CONTEXT *option* OPTION SET (or GET) statement.

Action: Use the same number of host variables as there are values given in that particular statement.

PCC-02425: An indicator variable is not required with this attribute

Cause: In a LOB or Collection DESCRIBE, an Indicator Variable was used with a Host Variable when retrieving a LOB attribute that doesn't require one.

Action: Remove the Indicator Variable.

PCC-02426: Incompatible LOB types

Cause: A LOB operation was attempted between LOBs whose types were not compatible. For example, When ASSIGNing one LOB to another, both LOBs must be of the same type. If they are not, this error results.

Action: Correct the LOB operation by having it function between LOBs of the same type. This may require a redeclaration of one of the LOBs used in the LOB statement performing the specified operation.

PCC-02427: Expression is not of the correct character string type

Cause: The given host variable expression was not declared to be of the required character type. In this case, one of several possible character types would have been accepted. However, the host variable type did not match any of them.

Action: Redeclare the problematic host variable, using one of the permitted character types.

PCC-02428: Buffer type is incompatible with LOB type

Cause: This error can occur in either of the following situations 1. An attempt to READ from a LOB into a buffer whose type was not compatible with the LOB type. 2. An attempt to WRITE a buffer into a LOB whose type was not compatible with the buffer type.

Action: Either the LOB type or the buffer type needs to be changed so that the LOB and buffer types become compatible for the specified operation.

PCC-02429: Expecting an expression of some internal LOB type

Cause: The given host variable was not declared to be an Internal LOB. BLOB, CLOB or NCLOB would have been accepted, however, the type of the host variable did not match any of these.

Action: Redefine the host variable using one of the Internal LOB types.

PCC-02430: Expecting an expression of some arbitrary LOB type

Cause: The given host variable was not declared to be any type of LOB, Internal or External. In addition to any Internal LOB type, BFILE would also have been accepted, however, the type of the host variable did not match any of these.

Action: Redefine the host variable using any of the LOB types, Internal or External.

PCC-02431: Expecting an expression of type external LOB (BFILE)

Cause: The given host variable was not declared to be an External LOB. Only BFILE would have been accepted in this case.

Action: Redefine the host variable using an External LOB type (BFILE).

PCC-02432: Cannot open an external LOB (BFILE) in READ WRITE mode

Cause: An attempt was made to OPEN a BFILE in READ WRITE mode. Writable BFILES are currently not supported so this operation is considered erroneous.

Action: Do not open BFILES using READ WRITE mode. BFILES can only be OPENed in READ ONLY mode.

PCC-02433: Invalid host variable and attribute pairing

Cause: The host variable and attribute pairing in a LOB or Collection DESCRIBE is invalid. Most likely, this was due to some problem with the host variable. For example, this error could occur if the host variable was not declared or is otherwise not provided.

Action: Usually, other, more specific, errors will accompany this one. Correcting some or all of those problems should resolve this error.

PCC-02434: FOR clause not permitted in any LOB statement

Cause: An explicit FOR clause was used in some LOB statement. The use of the FOR clause in LOB statements is erroneous.

Action: Remove the FOR clause.

PCC-02435: This attribute is only valid for internal LOB types

Cause: A request for a LOB attribute was made in a LOB DESCRIBE statement in which the given LOB was not of some Internal LOB type.

Action: Replace the LOB host variable in the LOB DESCRIBE with one that was declared to be an Internal LOB.

PCC-02436: This attribute is only valid for external LOB types (BFILEs)

Cause: A request for a LOB attribute was made in a LOB DESCRIBE statement in which the given LOB was not an External LOB type (BFILE).

Action: Use an External LOB (BFILE) host variable in the LOB DESCRIBE statement.

PCC-02437: Expecting an expression having binary integral type

Cause: A host variable was given that was not declared to be of some acceptable binary numeric integral type. Generally, when this error occurs, a signed or unsigned integral type was expected. Floating point or otherwise imprecise numeric types are considered erroneous.

Action: Replace the problematic host variable with one that was declared using a proper exact numeric integral type.

PCC-02438: Arrays of collection objects are not allowed

Cause: An array of collections was given in a COLLECTION statement. Only scalar (non-array) collection objects are allowed in any of the COLLECTION statements.

Action: Change the declaration of the Collection host variable so that it is not an array.

PCC-02439: FOR clause not allowed in this COLLECTION statement

Cause: An illegal FOR clause was used in a COLLECTION statement that did not allow one, particularly, one of either the TRIM or DESCRIBE COLLECTION statements.

Action: Remove the FOR clause from the statement.

PCC-02440: This attribute is valid for either internal or external LOBs

Cause: A request for a LOB attribute was made in a LOB DESCRIBE statement in which the given LOB host variable was neither an Internal an External LOB (BFILE) type.

Action: Use either an Internal or External LOB host variable in the LOB DESCRIBE statement.

PCC-02441: Number of attributes does not match number of host variables

Cause: There is a mismatch between the number of attributes and the number of valid host variables in the LOB or Collection DESCRIBE.

Action: Make sure that for each attribute being requested there is at most a single valid host variable given to hold its value.

PCC-02442: Expecting a value between 1 and 65535 inclusive

Cause: The value specified in the WITH MAX clause of an ALLOCATE DESCRIPTOR statement or the VALUE clause of a GET/SET DESCRIPTOR statement was either less than 1 or greater than 65535.

Action: Specify a value between 1 and 65535 inclusive.

PCC-02443: This usage is only valid when DYNAMIC=ANSI is specified

Cause: One of the following statements was used without specifying a DYNAMIC=ANSI command line option setting
o EXEC SQL ALLOCATE/
DEALLOCATE/GET/SET DESCRIPTOR
o EXEC SQL DESCRIBE OUTPUT/
INPUT ... USING ... *descriptor*
o EXEC SQL EXECUTE ... INTO ...
o EXEC SQL EXECUTE ... USING ... *descriptor*
o EXEC SQL OPEN ... INTO ...
o EXEC SQL OPEN ...
USING ... *descriptor*

Action: Specify DYNAMIC=ANSI or remove statements like those above from the program.

PCC-02444: Invalid combination of descriptor and non-descriptor clauses

Cause: There was a mixing of descriptor and non-descriptor clauses in an ANSI Dynamic SQL statement.

Action: Do not mix descriptors and non-descriptors in the ANSI statement in question.

PCC-02445: USING clause valid only on a PREPARED dynamic statement

Cause: The USING clause was used with an OPEN cursor statement where the cursor declaration was not for a PREPARED statement. The correct sequence of statements should be as follows EXEC SQL PREPARE s FROM :stmt; EXEC SQL DECLARE c CURSOR FOR s; EXEC SQL OPEN c USING ...;

Action: Use the PREPARE statement for the SQL statement and use that in the DECLARE CURSOR statement.

PCC-02446: FOR clause not allowed in a DEALLOCATE statement

Cause: An explicit FOR clause was used in a DEALLOCATE DESCRIPTOR statement.

Action: Remove the FOR clause from the statement.

PCC-02447: Cannot specify destination offset in a LOB WRITE APPEND

Cause: A destination offset was specified in a LOB WRITE APPEND statement. The destination offset is assumed to be the end of the LOB so specifying an explicit destination offset is erroneous.

Action: Remove the destination offset from the LOB WRITE APPEND statement.

PCC-02448: Cannot specify a UCS2 variable in the NLS_NCHAR option

Cause: A variable declared as utext, uvvarchar, or longuvvarchar was specified in the NLS_NCHAR command line option.

Action: Re-compile without specifying the variable in an NLS_NCHAR command line option.

PCC-02449: Cannot type equivalence a UCS2 type

Cause: A UCS2 type has been type equivalenced in an EXEC SQL TYPE statement or a variable of UCS2 type has been type equivalenced in an EXEC SQL VAR statement.

Action: Remove the EXEC SQL TYPE or EXEC SQL VAR statement.

PCC-02450: Cursor was not declared in scrollable mode

Cause: A cursor which was not DECLARED in SCROLL mode was used in scrollable mode in the FETCH statement.

Action: Declare the cursor in scroll mode using the SCROLL keyword.

PCC-02451: Value of offset cannot be negative in ABSOLUTE orientation mode

Cause: The offset for the FETCH ABSOLUTE statement is negative.

Action: Value of offset should be positive.

PCC-02452: Common SQL Front End found semantic error

Cause: A database entity, such as a table or column name, was referenced, that does not exist. This is a compile time error, not a runtime error.

Action: Check that all referenced objects in the SQL statements actually exist and that the necessary access permission on them have been granted.

PCC-02453: Must use option SQLCHECK=SEMANTICS(FULL) when option OUTLINE is used

Cause: The precompiler option OUTLINE was used without specifying SQLCHECK=SEMANTICS(FULL).

Action: Set the precompiler option SQLCHECK=SEMANTICS(FULL).

PCC-02454: Must use option OUTLINE when option OUTLINPREFIX is used

Cause: The precompiler option OUTLINEPREFIX was used without specifying OUTLINE=YES | OUTLINENAME. The precompiler option OUTLINE must be specified if OUTLINPREFIX is used.

Action: Set the precompiler option OUTLINE=YES | OUTLINENAME.

PCC-02455: Must use option OUTLINE when option RUNOUTLINE is used

Cause: The precompiler option RUNOUTLINE was used without specifying OUTLINE=YES | OUTLINENAME. The precompiler option OUTLINE must be specified if RUNOUTLINE is used.

Action: Set the precompiler option OUTLINE=YES | OUTLINENAME.

PCC-02456: Unable to open Outline SQL file

Cause: Pro*C was unable to open the OUTLINE SQL file. The user executing the precompiler must have write permission (and/or the appropriate privileges) on the current directory.

Action: Check that permission exists to create files.

PCC-02457: Unable to open Outline LOG file

Cause: Pro*C was unable to open the OUTLINE LOG file. The user executing the precompiler must have write permission (and/or the appropriate privileges) on the current directory.

Action: Check that permission exists to create files.

PCC-02458: Outline name length exceeds the allowed limit

Cause: Outline name *value of outline option _filename_ filetype_ seqno* has exceeded the allowed limit.

Action: Use OUTLINPREFIX option to specify the outline name which will be well in the permitted limit.

PCC-02459: Number of outlines has exceeded the limit

Cause: Number of outlines that can be created has exceeded the file limit. Allowed outlines per file is 10000.

Action: Split the file so that each file can have not more than 10000 outlines.

PCC-02460: Outline cannot be created

Cause: Outline cannot be created as there is syntax error; or outlines are not supported on that statement.

Action: Correct the syntax error in the actual SQL used in the file or refer to "Performance Tuning Guide" for the list of supported statements.

PCC-02461: Must specify SQLCHECK=FULL along with option PLAN_BASELINE

Cause: The precompiler option PLAN_BASELINE was used without specifying SQLCHECK=FULL.

Action: Set the precompiler option SQLCHECK=FULL.

PCC-02462: Must use option PLAN_BASELINE along with option PLAN_PREFIX

Cause: The precompiler option PLAN_PREFIX was used without specifying PLAN_BASELINE=[<module_name>/yes].

Action: Specify the option PLAN_BASELINE=[<module_name>/yes].

PCC-02463: Must use option PLAN_BASELINE along with option PLAN_RUN

Cause: The precompiler option PLAN_RUN was used without specifying PLAN_BASELINE=[<module_name>/yes].

Action: Specify the option PLAN_BASELINE=[<module_name>/yes].

PCC-02464: Unable to open Plan Baseline SQL file

Cause: Pro*C was unable to open the Plan Baseline SQL file. The user executing the precompiler must have write permission (or the appropriate privileges) on the current directory.

Action: Check that permission is granted to create files.

PCC-02465: Unable to open Plan Baseline LOG file

Cause: Pro*C was unable to open the Plan Baseline LOG file. The user executing the precompiler must have write permission (and/or the appropriate privileges) on the current directory.

Action: Check that permission exists to create files.

PCC-02466: Length of Plan Baseline name exceeds the allowed limit

Cause: Plan Baseline name <module_name>_filename_filetype_seqno exceeded the allowed limit.

Action: Use PLAN_PREFIX option to specify the Plan Baseline prefix-name.

PCC-02467: Number of Plan Baselines has exceeded the limit per file

Cause: Number of Plan Baselines that can be created has exceeded the file limit. Allowed Plan Baselines per file is 10000.

Action: Split the file so that each file can have no more than 10000 Baselines.

PCC-02468: Plan Baseline cannot be created

Cause: Plan Baseline cannot be created, as there is a syntax error or Baselines are not supported on that statement.

Action: Correct the syntax error in the actual SQL used in the file or refer to the Oracle Database Performance Tuning Guide for the list of supported statements.

PCC-02469: Must use option PLAN_BASELINE along with option PLAN_ENABLED

Cause: Parameter required for Plan Baseline creation (PLAN_ENABLED) was used without specifying the option PLAN_BASELINE=[<module_name>/yes].

Action: Specify the option PLAN_BASELINE=[<module_name>/yes].

PCC-02470: Must use option PLAN_BASELINE along with option PLAN_FIXED

Cause: Parameter required for Plan Baseline creation (PLAN_FIXED) was used without specifying PLAN_BASELINE=[<module_name>/yes].

Action: Specify the option PLAN_BASELINE=[<module_name>/yes].

PCC-02471: Cannot use both PLAN_BASELINE and OUTLINE simultaneously

Cause: Both PLAN_BASELINE and OUTLINE options were specified. These options are not supported simultaneously.

Action: Specify either the PLAN_BASELINE option or the OUTLINE option, but not both.

PCC-02472: Module name exceeds 30 bytes, will be truncated in database

Cause: SQL Plan Management (SPM) does not support module names greater than 30 bytes and the specified module name exceeded this limit.

Action: Shorten the module name to stay within this limit.

PCC-02473: program has EXEC SQL DECLARE TABLE, therefore PLAN_RUN option is ignored

Cause: PLAN_RUN was ignored because DECLARE TABLE was found. Baseline plans were not created during precompilation.

Action: Run the generated SQL manually.

PCC-02474: invalid numeric value

Cause: The numeric value was invalid.

Action: Specify a proper numeric value.

PGA-20900 to PGA-22014

PGA-20900: unable to obtain *number* bytes of storage for *string*

Cause: Memory shortage in the gateway server process.

Action: Ensure your system has enough available memory to support the number of concurrent users you are running.

PGA-20901: internal gateway error: *string*

Cause: Internal error in the gateway server process.

Action: Reproduce the error with debugging enabled to produce a log file. Supported customers should contact Oracle Worldwide Support for assistance.

PGA-20905: invalid conversation id: no active conversations were found

Cause: There were no APPC conversations active for the user.

Action: Check that the application is not calling the PL/SQL TIP routines out of sequence.

PGA-20906: invalid conversation id: no matching conversation was found

Cause: The conversation id received from the caller is not a valid active conversation id.

Action: Check that the application is not calling the PL/SQL TIP routines out of sequence.

PGA-20907: preceding error occurred during gateway *string* processing

Cause: An error occurred processing the Oracle function *func*. This message is preceded by additional messages providing more detailed information about the error.

Action: Refer to the messages preceding this one to determine the course of action to take.

PGA-20910: communication error: CPI-C *string* failed, rc = *number*, errno = *number*

Cause: An unexpected communication error occurred while executing the specified CPI-C function *func*. The CPI-C function return code *rc* and system error number *errno* are provided in the message text. The CPI-C function return codes and system error numbers are described in the vendor documentation.

Action: Determine the cause of the communications error, correct it, and rerun the transaction.

PGA-20911: update transaction is already active with TP *string* at LU *string*

Cause: Transaction *tpname* has already been started at LU *luname* by a PGAINIT call with synclevel set to 1 or 2. Only one transaction at synclevel 1 or 2 is allowed at any given time.

Action: The new transaction is not started. Change your application to start the second update transaction after the first one has completed, or to use a different gateway database link for the second update transaction.

PGA-20912: send and receive buffer lengths cannot both be zero

Cause: Both the send and receive buffer lengths passed to PGAXFER were zero. This is invalid.

Action: Check that the PGDL and COBOL record descriptions used to define the transaction to PGAU are in sync with the transaction program and that the PL/SQL TIP was generated by PGAU using the correct definitions. If modifications have been made to the generated PL/SQL code, check that they are correct.

PGA-20914: send buffer length of *number* exceeds actual send buffer size of *number*

Cause: The send buffer length *len* passed to PGAXFER was larger than the actual size of the send buffer passed to PGAXFER.

Action: Check that the PGDL and COBOL record descriptions used to define the transaction to PGAU are in sync with the transaction program and that the PL/SQL TIP was generated by PGAU using the correct definitions. If modifications have been made to the generated PL/SQL code, check that they are correct.

PGA-20915: receive buffer length of *number* exceeds the maximum of *number*

Cause: The receive buffer length *len* passed to PGAXFER was larger than the maximum allowed length *max*.

Action: Check that the PGDL and COBOL record descriptions used to define the transaction to PGAU are in sync with the transaction program and that the PL/SQL TIP was generated by PGAU using the correct definitions. If modifications have been made to the generated PL/SQL code, check that they are correct.

PGA-20916: send count is *number* but only *number* send lengths were specified

Cause: The first value *count* in the send lengths array passed to PGAXFER specified more elements than the send lengths array contained. Only *num* elements were found in the array.

Action: Check that the PGDL and COBOL record descriptions used to define the transaction to PGAU are in sync with the transaction program and that the PL/SQL TIP was generated by PGAU using the correct definitions. If modifications have been made to the generated PL/SQL code, check that they are correct.

PGA-20917: receive count is *number* but only *number* receive lengths were specified

Cause: The first value *count* in the receive lengths array passed to PGAXFER specified more elements than the receive lengths array contained. Only *num* elements were found in the array.

Action: Check that the PGDL and COBOL record descriptions used to define the transaction to PGAU are in sync with the transaction program and that the PL/SQL TIP was generated by PGAU using the correct definitions. If modifications have been made to the generated PL/SQL code, check that they are correct.

PGA-20918: send length number *number* is *number* but only *number* bytes are left in the buffer

Cause: The length *len* specified in send lengths array element number *num* exceeded the number of bytes *bytes* of data remaining in the send buffer.

Action: Check that the PGDL and COBOL record descriptions used to define the transaction to PGAU are in sync with the transaction program and that the PL/SQL

TIP was generated by PGAU using the correct definitions. If modifications have been made to the generated PL/SQL code, check that they are correct.

PGA-20919: receive length number *number* is *number* but only *number* bytes are left in the buffer

Cause: The length *len* specified in receive lengths array element number *num* exceeded the number of bytes *bytes* of space remaining in the receive buffer.

Action: Check that the PGDL and COBOL record descriptions used to define the transaction to PGAU are in sync with the transaction program and that the PL/SQL TIP was generated by PGAU using the correct definitions. If modifications have been made to the generated PL/SQL code, check that they are correct.

PGA-20920: unexpected request-to-send received

Cause: The remote transaction program requested to send data when the gateway was still sending data.

Action: Check that the PGDL and COBOL record descriptions used to define the transaction to PGAU are in sync with the transaction program and that the PL/SQL TIP was generated by PGAU using the correct definitions. If modifications have been made to the generated PL/SQL code, check that they are correct.

PGA-20921: buffer overflow on receive: requested *number* bytes, received *number* bytes

Cause: The remote transaction program sent *len* bytes of data when the gateway was expecting to receive only *num* bytes.

Action: Check that the PGDL and COBOL record descriptions used to define the transaction to PGAU are in sync with the transaction program and that the PL/SQL TIP was generated by PGAU using the correct definitions. If modifications have been made to the generated PL/SQL code, check that they are correct.

PGA-20922: no data available to receive: *number* bytes were requested

Cause: The remote transaction program has either requested to receive or deallocated the conversation, but the gateway is still expecting to receive more data.

Action: Check that the PGDL and COBOL record descriptions used to define the transaction to PGAU are in sync with the transaction program and that the PL/SQL TIP was generated by PGAU using the correct definitions. If modifications have been made to the generated PL/SQL code, check that they are correct.

PGA-20923: unexpected status, *number* (*string*), received after *string*

Cause: An unexpected status code *stat* was received from the remote transaction program following the CPI-C *func* call. The descriptive name of the status code is *desc*. *func* is the CPI-C function receiving the status.

Action: This is usually a problem with the remote transaction program or a network problem. The status codes for each CPI-C function call are documented in the platform-specific SNA software documentation for your system. Refer to the "System Requirements" chapter of the Oracle Database Gateway for APPC Installation and Configuration Guide for your platform for titles of SNA software documentation.

PGA-20924: unable to enter send state for deallocate, state = *number* (*string*)

Cause: The gateway was unable to enter send state to perform a normal deallocation. The conversation state is *state*, and its descriptive name is *desc*. The conversation states are documented in the /usr/include/cmc.h header file.

Action: This is usually a problem with the remote transaction program or a problem with the network. Check the remote system for diagnostic information. The gateway will perform an abnormal deallocation after this error has been encountered.

PGA-20925: missing LU/TP/MODE name parameter and no side info profile specified

Cause: PGAINIT was called with no Side Information profile name specified but the LU name, TP name, and MODE name parameters were not all filled in with non-blank values.

Action: Check the PGDL used to define the transaction program to PGAU to ensure that either a valid Side Information profile name is specified (SIDEPROFILE keyword), or that the LU name, TP name, and Mode name (LUNAME, TPNAME, LOGMODE keywords) are all specified with valid values. If no Side Information profile is specified, the LU name, TP name, and Mode name parameters are all required.

PGA-20926: userid *string* length of *number* is invalid; maximum length is *number*

Cause: The userid *uid* is too long (*len*) to be used with APPC conversation security. The maximum allowable length for the userid is *max* characters. This can occur only when the gateway initialization parameter PGA_SECURITY_TYPE is set to either SAME or PROGRAM.

Action: The userid must be changed to a shorter value on both the client system and the system where the remote transaction program is being executed. This restriction is imposed by SNA and APPC, not by the gateway.

PGA-20927: password length of *number* is invalid; maximum length is *number*

Cause: The password is too long (*len*) to be used with APPC conversation security. The maximum allowable length for the password is *max* characters. This can occur only when the gateway initialization parameter PGA_SECURITY_TYPE is set to PROGRAM.

Action: The password must be changed to a shorter value on both the client system and the system where the remote transaction program is being executed. This restriction is imposed by SNA and APPC, not by the gateway.

PGA-20928: cannot open parameter file *string*

Cause: The gateway cannot locate or open the file specified.

Action: Make sure that the file exists in a location expected by the gateway and can be opened.

PGA-20930: invalid SYNCLEVEL, *number*, specified; valid range is *number:number*

Cause: The synclevel, *sync*, passed to PGAINIT is not a valid value. This value is specified by the SYNCLEVEL keyword in the DEFINE TRANSACTION statement used to define the transaction to PGAU.

Action: The value for SYNCLEVEL must fall within the range *min:max*. Correct the value specified in the DEFINE TRANSACTION statement for the SYNCLEVEL keyword, and regenerate the PL/SQL TIP using PGAU.

PGA-20931: send buffer length of *number* exceeds the maximum of *number*

Cause: The send buffer length, *len*, passed to PGAXFER was larger than the maximum allowed, *max*.

Action: Check that the PGDL and COBOL record descriptions used to define the transaction to PGAU do not define any data items larger than the maximum size

allowed by APPC. Correct the data item(s) in error and regenerate the PL/SQL TIP using PGAU.

PGA-20932: invalid function code, *string*, passed to *pgatctl*

Cause: The function code, *func*, passed to the PGATCTL function was invalid.

Action: Correct the function code in the PL/SQL procedure, recompile it, and retry the operation.

PGA-20933: invalid value specified by initialization parameter *string=string*

Cause: The keyword parameter *keyword=value* specifies an invalid value.

Action: Refer to the Oracle Database Gateway for APPC, Installation and Configuration Guide, documenting gateway initialization parameters for the keyword and correct the error.

PGA-20934: side information profile *string* not defined; cannot establish conversation

Cause: The Side Information profile *profile* is not defined to the SNA software. Either the profile name was misspelled, or no profile has been defined.

Action: Correct the profile name if it was misspelled, or have the profile defined to the SNA software if it was not already defined.

PGA-20936: send buffer length is *number* but no send lengths were specified

Cause: The send buffer length passed to PGAXFER was *len*, but the send lengths array was either null or contained a send count of zero.

Action: Check that the PGDL or COBOL record descriptions used to define the transaction to PGAU are in sync with the transaction program and that the PL/SQL TIP was generated by PGAU using the correct definitions.

PGA-20937: receive buffer length is *number* but no receive lengths were specified

Cause: The receive buffer length passed to PGAXFER was *len*, but the receive lengths array was either null or contained a receive count of zero.

Action: Check that the PGDL or COBOL record descriptions used to define the transaction to PGAU are in sync with the transaction program and that the PL/SQL TIP was generated by PGAU using the correct definitions.

PGA-20938: send lengths array too small (*number*) to contain a valid send count

Cause: The send lengths array passed to PGAXFER was too small to contain a valid send item count. The actual length of the send lengths array was *len*. The minimum length of the send lengths array is 4 bytes.

Action: If the TIP was generated by PGAU, ensure that it was not modified incorrectly. If the TIP was not modified, supported customers should contact Oracle Worldwide Support for assistance. If the TIP was modified or was not generated by PGAU, correct the send lengths array passed to PGAXFER.

PGA-20939: receive lengths array too small (*number*) to contain a valid receive count

Cause: The receive lengths array passed to PGAXFER was too small to contain a valid receive item count. The actual length of the receive lengths array was *len*. The minimum length of the receive lengths array is 4 bytes.

Action: If the TIP was generated by PGAU, ensure that it was not modified incorrectly. If the TIP was not modified, supported customers should contact Oracle Worldwide Support for assistance. If the TIP was modified or was not generated by PGAU, correct the receive lengths array passed to PGAXFER.

PGA-20945: unable to log on to Oracle for transaction logging

Cause: The gateway server was unable to connect to the Oracle server where the transaction log table is stored. An Oracle server message will follow this message.

Action: Ensure that the Oracle server and its TNS listener are both operational. If the protocol is SNA: also check the PGA_LOG_DB, PGA_LOG_USER, and PGA_LOG_PASS parameters in the gateway init file and ensure that they specify the correct database string, userid, and password, respectively. If the protocol is TCP/IP: also check the PGA_TCP_DB, PGA_TCP_USER, and PGA_LOG_PASS parameters in the gateway init file and ensure that they specify the correct database string, userid, and password, respectively. Refer to the Oracle Server Messages and Codes Manual for information on the Oracle server message.

PGA-20947: unable to bind variable *string* for transaction logging

Cause: The gateway server was unable to bind variable *var* for use in performing transaction logging functions. An Oracle server message will follow this message.

Action: Ensure that the Oracle server and its TNS listener are both operational. Also check the PGA_LOG_DB, PGA_LOG_USER, and PGA_LOG_PASS parameters in the gateway init file and ensure that they specify the correct database string, userid, and password, respectively. Refer to the Oracle Server Messages and Codes Manual for information on the Oracle server message.

PGA-20948: unable to prepare the statement for transaction logging

Cause: The gateway server was unable to prepare the statement to be used to call the transaction logging PL/SQL stored procedure. An Oracle server message will follow this message.

Action: Ensure that the Oracle server and its TNS listener are both operational. Also check the PGA_LOG_DB, PGA_LOG_USER, and PGA_LOG_PASS parameters in the gateway init file and ensure that they specify the correct database string, userid, and password, respectively. Verify that the transaction logging PL/SQL procedure has been properly installed into the Oracle server under the userid and password specified by PGA_LOG_USER and PGA_LOG_PASS and that it is executable. Refer to the Oracle Server Messages and Codes Manual for information on the Oracle server message.

PGA-20949: unable to define variable *string* for transaction recovery

Cause: The gateway server was unable to define variable *var* to be used in accessing the transaction log table during recovery processing. An Oracle server message will follow this message.

Action: Ensure that the Oracle server and its TNS listener are both operational. Also check the PGA_LOG_DB, PGA_LOG_USER, and PGA_LOG_PASS parameters in the gateway init file and ensure that they specify the correct database string, userid, and password, respectively. Refer to the Oracle Server Messages and Codes Manual for information on the Oracle server message.

PGA-20950: unable to perform *string* on transaction log

Cause: The gateway server was unable to insert, update, or delete a pending transaction row in the transaction log table. An Oracle server message will follow this message.

Action: Ensure that the Oracle server and its TNS listener are both operational. Also check the PGA_LOG_DB, PGA_LOG_USER, and PGA_LOG_PASS parameters in the gateway init file and ensure that they specify the correct database string, userid, and password, respectively. Verify that the transaction logging PL/SQL stored procedure

and the transaction log table have been properly installed into the Oracle server under the userid and password specified by PGA_LOG_USER and PGA_LOG_PASS. Refer to the Oracle Server Message and Codes Manual for information on the Oracle server message.

PGA-20960: missing *string* parameter, required when PGA_CAPABILITY=*string*

Cause: The PGA_CAPABILITY parameter specified *cap*, but another required parameter, *parm*, was omitted.

Action: Add the missing parameter to the gateway initialization file. Refer to Appendix A, 'Gateway Initialization Parameters', in the Oracle Database Gateway for APPC Installation and Configuration Guide for information on required parameters.

PGA-20961: synclevel 1 conversations not allowed when PGA_CAPABILITY=2_PHASE

Cause: A conversation was requested at synclevel 1. The gateway init file specified PGA_CAPABILITY=2_PHASE. When 2-phase commit is enabled, synclevel 1 conversations are not supported, since they are not protected by 2-phase processing.

Action: Either use synclevel 2 for the conversation (if the remote transaction program supports it) or use a different gateway SID for this conversation.

PGA-20962: synclevel 2 conversations not currently allowed

Cause: A conversation was requested at synclevel 2, but the SNA software allocated the conversation at synclevel 0 or 1. This means that the SNA software is not configured to support synclevel 2, or has no RRM enabled.

Action: Correct the SNA software configuration to support synclevel 2 and to enable RRM processing.

PGA-20963: side profile *string* specifies the wrong local LU name (*string*)

Cause: The Side Information profile *profile* specified for this conversation has a local LU name *lu* that is different from the local LU name specified by the PGA_LOCAL_LU gateway initialization parameter.

Action: This message will be accompanied by message PGA-20984, which provides the local LU name that was specified by the PGA_LOCAL_LU gateway initialization parameter. The Side Information profile must be changed to use the same local LU name.

PGA-20964: local LU name specified by PGA_LOCAL_LU is *string*

Cause: Message PGA-20963 was issued. This message always follows.

Action: See message PGA-20963.

PGA-20965: syncpoint error: expecting *string* PS header, received *string*

Cause: During the processing of a 2-phase commit, an incorrect response was received from the remote transaction program following a syncpoint control command. The response received was *rcv* and not a *pstype* PS header as expected.

Action: This is an error in the remote transaction program or the remote OLTP. Check the remote system for error messages from the OLTP. Contact the system administrator for the remote system to assist in problem determination.

PGA-20966: syncpoint error: sent *string*, expecting *string*, received *string*

Cause: During the processing of a 2-phase commit, an incorrect response *resp* was received from the remote transaction program following a syncpoint control command *psh*. The expected response was *exp*.

Action: This is an error in the remote transaction program or the remote OLTP. Check the remote system for error messages from the OLTP. Contact the system administrator for the remote system to assist in problem determination.

PGA-20967: 2-phase commit recovery attempted, DBA action required

Cause: The recovery process of the Oracle integrating server has connected to the gateway to perform recovery. However, the gateway cannot perform automatic recovery for this transaction due to unknown heuristic action taken by the target OLTP.

Action: The DBA must attempt to manually resolve the in-doubt transaction. Detailed information on how to proceed is contained in Chapter 8 of the Oracle Database Gateway for APPC Installation and Configuration Guide, in the section titled "Manual Recovery of In-Doubt Transactions".

PGA-20995: communication error: 'string' failed, rc = number, errno = number

Cause: An unexpected communications error occurred while executing the AIX SNA Server API *func* function. The function return code is *rc* and the system error number is *errno*. The AIX SNA Server LU6.2 API function return codes and system error numbers are described in the vendor documentation. The SNA system error numbers can also be found in the `/usr/include/luxsna.h` header file on AIX systems.

Action: Determine the cause of the communications error, correct it, and rerun the transaction. If you need assistance, contact your system administrator.

PGA-20999: SIGDANGER received from system - all conversations deallocated

Cause: The system sent a SIGDANGER signal to the server, indicating that there is a shortage of paging space. All currently active conversations are deallocated abnormally.

Action: Contact your system administrator.

PGA-21001: internal error: string

Cause: Internal error in the gateway RRM process.

Action: Reproduce the error with tracing enabled to produce a trace file. Supported customers should contact Oracle Worldwide Support for assistance.

PGA-21002: unable to obtain number bytes of memory for string

Cause: Memory shortage in the gateway RRM process. A request failed to allocate *bytes* of memory for the *usage* area.

Action: Ensure your system has enough available memory to support the RRM.

PGA-21003: memory allocation error in lxlnit

Cause: Memory shortage in the gateway RRM process.

Action: Ensure your system has enough available memory to support the RRM.

PGA-21004: invalid string specified by NLS_LANG

Cause: The *comp* component of the NLS_LANG environment variable was not valid. The component can be the language, territory, or character set.

Action: Correct the invalid component and restart the RRM process.

PGA-21005: no message file found for language 'string'

Cause: There was no message file available for the language *lang* specified by the NLS_LANG environment variable.

Action: Refer to Appendix J, National Language Support, for a list of message file languages supported by the RRM. If the language required is supported, ensure that the ORACLE_HOME environment variable specifies the gateway's home directory and that the message files are properly installed.

PGA-21006: RRM initialization failed

Cause: The initialization of the gateway RRM process failed.

Action: This message is sent to the system log as an ALERT message when the initialization of the RRM failed before it could initialize the message facility or before it could determine the local LU name for which it was started.

PGA-21010: missing fully-qualified local LU name argument

Cause: The fully-qualified local LU name was not passed as the first argument to the pg4arrm program on the command line.

Action: The fully-qualified local LU name must be specified as the first argument to the pg4arrm program. Reenter the command line with the fully-qualified local LU name specified.

PGA-21011: invalid network name length (*number*), valid range is *number:number*

Cause: The network name portion of the fully-qualified local LU name specified as the first argument to the pg4arrm program is the wrong length (*len*).

Action: The valid range of lengths for the network name is given in the message text by *min:max*. Reenter the command line with a valid network name specified in the fully-qualified local LU name.

PGA-21012: invalid LU name length (*number*), valid range is *number:number*

Cause: The LU name portion of the fully-qualified local LU name specified as the first argument to the pg4arrm program is the wrong length (*len*).

Action: The valid range of lengths for the LU name is given in the message text by *min:max*. Reenter the command line with a valid LU name specified in the fully-qualified local LU name.

PGA-21013: missing period(.) in fully-qualified local LU name

Cause: There is no period (.) in the fully-qualified local LU name specified as the first argument to the pg4arrm program.

Action: A fully-qualified local LU name must contain a network name and an LU name, separated by a period (.). Reenter the command line with a valid fully-qualified local LU name specified.

PGA-21014: invalid character(s) found in network name '*string*'

Cause: One or more invalid characters were found in the network name portion *net* of the fully-qualified local LU name.

Action: The network name must begin with an upper-case alphabetic character or one of the national characters \$, #, or @. Subsequent characters can be upper-case alphabetic, national, or numeric. Reenter the command line with a valid network name specified in the fully-qualified local LU name.

PGA-21015: invalid character(s) found in LU name '*string*'

Cause: One or more invalid characters were found in the LU name portion *lu* of the fully-qualified local LU name.

Action: The LU name must begin with an upper-case alphabetic character or one of the national characters \$, #, or @. Subsequent characters can be upper-case alphabetic,

national, or numeric. Reenter the command line with a valid network name specified in the fully-qualified local LU name.

PGA-21016: RRM initialization failed for LU *string*

Cause: The initialization of the gateway RRM process for local LU *lu* failed.

Action: This message is sent to the system log as an ALERT message when the initialization of the RRM failed for the local LU.

PGA-21017: RRM already active for LU *string*

Cause: The RRM has already been started for the local LU *lu*. A second RRM cannot be started for the same local LU.

Action: Determine whether the RRM is still active and functioning. If it is not, then it may have terminated without cleaning up. On AIX systems, the `/tmp/o/eluname` file may still exist. This will prevent a new RRM from being started. If you have verified that the original RRM is no longer running, you can delete the file to allow a new copy of the RRM to be started.

PGA-21020: error creating path object for init file

Cause: A memory shortage occurred while creating an internal control block for accessing the init file.

Action: Ensure that sufficient memory is available to the RRM process. If the problem persists, supported customers should contact Oracle Worldwide Support for assistance.

PGA-21021: error creating name object for init file

Cause: A memory shortage occurred while creating an internal control block for accessing the init file.

Action: Ensure that sufficient memory is available to the RRM process. If the problem persists, supported customers should contact Oracle Worldwide Support for assistance.

PGA-21022: error creating file object for init file

Cause: A memory shortage occurred while creating an internal control block for accessing the init file.

Action: Ensure that sufficient memory is available to the RRM process. If the problem persists, supported customers should contact Oracle Worldwide Support for assistance.

PGA-21023: error opening init file *string*

Cause: An error occurred opening the init file *ifn*.

Action: This message will be followed by an OS-specific message displaying the error information. Use that information to determine the cause of the error and correct it. Then restart the RRM process.

PGA-21024: error reading init file *string*

Cause: An error occurred reading the init file *ifn*.

Action: This message will be followed by an OS-specific message displaying the error information. Use that information to determine the cause of the error and correct it. Then restart the RRM process.

PGA-21025: error closing init file *string*

Cause: An error occurred opening the init file *ifn*.

Action: This message will be followed by an OS-specific message displaying the error information. Use that information to determine the cause of the error and correct it. Then restart the RRM process.

PGA-21030: invalid keyword in line *number*

Cause: An invalid keyword was encountered in the init file in line number *line*.

Action: Correct the invalid line in the init file and restart the RRM process.

PGA-21031: length of *string* value (*number*) not within valid range (*number:number*)

Cause: The length *len* of the value specified in the init file by the keyword *key* is not within the valid range *min:max*.

Action: Correct the invalid keyword value in the init file and restart the RRM process.

PGA-21032: invalid value specified by *stringstring*

Cause: The value *val* specified in the init file by the keyword *key* is invalid.

Action: Correct the invalid keyword value in the init file and restart the RRM process.

PGA-21033: error(s) found in init file

Cause: One or more errors were found in the init file during RRM initialization. The RRM process has terminated.

Action: Correct all init file errors and restart the RRM process.

PGA-21034: too many errors in init file, cannot continue

Cause: The init file contained more errors than the RRM initialization code could process.

Action: Correct all errors that have been processed so far, and restart the RRM process. Any additional errors will then be processed. This error is received only when the init file contains a very large number of invalid lines.

PGA-21035: value of *string* (*number*) not within valid range (*number:number*)

Cause: The value *val* specified in the init file by the keyword *key* is not within the valid range *min:max*.

Action: Correct the invalid keyword value in the init file and restart the RRM process.

PGA-21040: error creating path object for log file

Cause: A memory shortage occurred while creating an internal control block for accessing the log file.

Action: Ensure that sufficient memory is available to the RRM process. If the problem persists, supported customers should contact Oracle Worldwide Support for assistance.

PGA-21041: error creating name object for log file

Cause: A memory shortage occurred while creating an internal control block for accessing the log file.

Action: Ensure that sufficient memory is available to the RRM process. If the problem persists, supported customers should contact Oracle Worldwide Support for assistance.

PGA-21042: error creating file object for log file

Cause: A memory shortage occurred while creating an internal control block for accessing the log file.

Action: Ensure that sufficient memory is available to the RRM process. If the problem persists, supported customers should contact Oracle Worldwide Support for assistance.

PGA-21043: error opening log file *string*

Cause: An error occurred opening the log file *lfn*.

Action: This message will be followed by an OS-specific message displaying the error information. Use that information to determine the cause of the error and correct it. Then restart the RRM process.

PGA-21044: error writing to log file *string*

Cause: An error occurred writing to the log file *lfn*.

Action: This message will be followed by an OS-specific message displaying the error information. Use that information to determine the cause of the error and correct it. Then restart the RRM process.

PGA-21045: error closing log file *string*

Cause: An error occurred closing the log file *lfn*.

Action: This message will be followed by an OS-specific message displaying the error information. Use that information to determine the cause of the error and correct it. Then restart the RRM process.

PGA-21046: logging switched to system log due to error on log file

Cause: An error occurred writing to the log file, and logging as been switched to the system log facility for the remainder of this RRM execution.

Action: Correct the problem that cause d the error on the log file, so that the next restart of the RRM will be able to write to the log file. A common cause for this message is unavailable disk space for the file.

PGA-21050: error creating path object for trace file

Cause: A memory shortage occurred while creating an internal control block for accessing the trace file.

Action: Ensure that sufficient memory is available to the RRM process. If the problem persists, supported customers should contact Oracle Worldwide Support for assistance.

PGA-21051: error creating name object for trace file

Cause: A memory shortage occurred while creating an internal control block for accessing the trace file.

Action: Ensure that sufficient memory is available to the RRM process. If the problem persists, supported customers should contact Oracle Worldwide Support for assistance.

PGA-21052: error creating file object for trace file

Cause: A memory shortage occurred while creating an internal control block for accessing the trace file.

Action: Ensure that sufficient memory is available to the RRM process. If the problem persists, supported customers should contact Oracle Worldwide Support for assistance.

PGA-21053: error opening trace file *string*

Cause: An error occurred opening the trace file *tfn*.

Action: This message will be followed by an OS-specific message displaying the error information. Use that information to determine the cause of the error and correct it. Then restart the RRM process.

PGA-21054: error writing to trace file *string*

Cause: An error occurred writing to the trace file *tfn*.

Action: This message will be followed by an OS-specific message displaying the error information. Use that information to determine the cause of the error and correct it. Then restart the RRM process.

PGA-21055: error closing trace file *string*

Cause: An error occurred closing the trace file *tfn*.

Action: This message will be followed by an OS-specific message displaying the error information. Use that information to determine the cause of the error and correct it. Then restart the RRM process.

PGA-21056: tracing suspended due to error on trace file

Cause: An error occurred writing to the trace file, and tracing has been suspended for the remainder of this RRM execution.

Action: Correct the problem that caused the error on the trace file, so that the next restart of the RRM will be able to write to the trace file. A common cause for this message is unavailable disk space for the file.

PGA-21060: system *errno* = *number*

Cause: The system error number was *errno* following a failure in a file operation.

Action: The system error codes are documented in the header file `/usr/include/errno.h`. Determine the cause of the file error and correct it.

PGA-21100: RRM initializing for local LU *string*

Cause: The RRM is initializing for the local LU *llu*.

Action: Informational message.

PGA-21101: initialization parameters read from *string*

Cause: Init parameters were read from the file *ifn*.

Action: Informational message.

PGA-21102: log messages written to *string*

Cause: Log messages will be written to the file *lfn*.

Action: Informational message.

PGA-21103: trace information written to *string*

Cause: Trace information will be written to the file *tfn*.

Action: Informational message.

PGA-21104: trace level currently set to *number*

Cause: The trace level specified by the TRACE_LEVEL parameter is *trc*.

Action: Informational message.

PGA-21105: startup for local LU *string* is warm

Cause: The RRM is warm-starting for the local LU *llu*. The RRM will attempt to restore all LU6.2 log states from the RRM LU6.2 log as it existed at the last RRM shutdown.

Action: Informational message.

PGA-21106: warm start complete for local LU *string*

Cause: The RRM has warm-started for the local LU *llu*. This means that all state information for the local LU and partner LUs with which the RRM has previously communicated was restored from the RRM LU6.2 log as it existed at the last RRM shutdown.

Action: Informational message.

PGA-21107: startup for local LU *string* is cold

Cause: The RRM is cold-starting for the local LU *llu*. The RRM will not retain any LU6.2 log states from the previous execution.

Action: Informational message.

PGA-21108: cold start complete for local LU *string*

Cause: The RRM has cold-started for the local LU *llu*. The RRM has a new local LU6.2 log name and all LU6.2 log names for partner LUs have been erased.

Action: Informational message.

PGA-21109: local log name is *x'string'*

Cause: The local LU's LU6.2 log name is *llog*. Since the log name is not necessarily a printable string, it is listed as a hexadecimal string.

Action: Informational message.

PGA-21110: XLN received from partner LU *string*

Cause: An Exchange Log Names (XLN) GDS variable has been received from the RRM at the partner LU *plu*. This is the first thing that occurs when communication is established with a partner LU for the first time since either the local RRM or the partner RRM was last started.

Action: Informational message.

PGA-21111: partner log name is *x'string'*

Cause: The partner LU's LU6.2 log name is *plog*. Since the log name is not necessarily a printable string, it is listed as a hexadecimal string.

Action: Informational message.

PGA-21112: creating new log entry for partner LU *string*

Cause: The RRM is creating an entry in its LU6.2 log for the partner LU *plu*. This happens only the first time that the partner LU's RRM contacts the local RRM since the last cold start of the local RRM.

Action: Informational message.

PGA-21113: warm starting for partner LU *string*

Cause: The RRM is warm starting for the partner LU *plu*. This happens when the partner LU's RRM is warm starting and is contacting the local RRM for the first time since the local RRM was started.

Action: Informational message.

PGA-21114: cold starting for partner LU *string*

Cause: The RRM is cold starting for the partner LU *plu*. This happens when the partner LU's RRM is cold starting and is contacting the local RRM for the first time since the local RRM was started.

Action: Informational message.

PGA-21115: shutdown request received

Cause: A shutdown request has been received by the RRM.

Action: Informational message.

PGA-21116: RRM termination complete for local LU *string*

Cause: The RRM has terminated for the local LU *llu*.

Action: Informational message.

PGA-21200: connect to Oracle Server as *string* failed

Cause: The RRM was unable to connect as user *user* to the Oracle server where its LU6.2 log information is stored. An Oracle server message will follow this message.

Action: Ensure that the Oracle server and its TNS listener are both operational. Also check the LOG_DB, LOG_USER, and LOG_PASS parameters in the RRM init file and ensure that they specify the correct database string, userid, and password, respectively.

PGA-21201: error selecting PGA_2PC_LUS row for local LU *string*

Cause: The RRM was unable to read its local LU6.2 log entry. An Oracle server message will follow this message, and contains information on the Oracle error.

Action: Ensure that the Oracle server and its TNS listener are both operational. Also ensure that the PGA_2PC_LUS table exists and has not been altered or updated manually. If the table has been tampered with, it may need to be reinitialized and the RRM cold started.

PGA-21202: error updating PGA_2PC_LUS row for local LU *string*

Cause: The RRM was unable to update its local LU6.2 log entry during warm start processing. An Oracle server message will follow this message, and contains information on the Oracle error.

Action: Ensure that the Oracle server and its TNS listener are both operational. Also ensure that the PGA_2PC_LUS table exists and has not been altered or updated manually. If the table has been tampered with, it may need to be reinitialized and the RRM cold started.

PGA-21203: error inserting PGA_2PC_LUS rows for local LU *string*

Cause: The RRM was unable to create its local LU6.2 log entry during cold start processing. An Oracle server message will follow this message, and contains information on the Oracle error.

Action: Ensure that the Oracle server and its TNS listener are both operational. Also ensure that the PGA_2PC_LUS table exists and has not been altered or updated manually. If the table has been tampered with, it may need to be reinitialized and the RRM cold started again.

PGA-21204: error deleting PGA_2PC_PENDING rows for local LU *string*

Cause: The RRM was unable to delete the pending transaction entries from its local LU6.2 log during cold start processing. An Oracle server message will follow this message, and contains information on the Oracle error.

Action: Ensure that the Oracle server and its TNS listener are both operational. Also ensure that the PGA_2PC_PENDING table exists and has not been altered or updated manually. If the table has been tampered with, it may need to be reinitialized and the RRM cold started again.

PGA-21205: error deleting PGA_2PC_LUS rows for partner LUs

Cause: The RRM was unable to delete the partner LU entries from its local LU6.2 log during cold start processing. An Oracle server message will follow this message, and contains information on the Oracle error.

Action: Ensure that the Oracle server and its TNS listener are both operational. Also ensure that the PGA_2PC_LUS table exists and has not been altered or updated manually. If the table has been tampered with, it may need to be reinitialized and the RRM cold started again.

PGA-21206: error selecting PGA_2PC_LUS row for partner LU *string*

Cause: The RRM was unable to read its local LU6.2 log entry for the partner LU. An Oracle server message will follow this message, and contains information on the Oracle error.

Action: Ensure that the Oracle server and its TNS listener are both operational. Also ensure that the PGA_2PC_LUS table exists and has not been altered or updated manually. If the table has been tampered with, it may need to be reinitialized and the RRM cold started.

PGA-21207: error inserting PGA_2PC_LUS row for partner LU *string*

Cause: The RRM was unable to create a local LU6.2 log entry for the partner LU. An Oracle server message will follow this message, and contains information on the Oracle error.

Action: Ensure that the Oracle server and its TNS listener are both operational. Also ensure that the PGA_2PC_LUS table exists and has not been altered or updated manually. If the table has been tampered with, it may need to be reinitialized and the RRM cold started.

PGA-21208: error updating PGA_2PC_LUS row for partner LU *string*

Cause: The RRM was unable to update its local LU6.2 log entry for the partner LU. An Oracle server message will follow this message, and contains information on the Oracle error.

Action: Ensure that the Oracle server and its TNS listener are both operational. Also ensure that the PGA_2PC_LUS table exists and has not been altered or updated manually. If the table has been tampered with, it may need to be reinitialized and the RRM cold started.

PGA-21209: error selecting PGA_2PC_PENDING rows for partner LU *string*

Cause: The RRM was unable to read the pending transaction entries from its LU6.2 log for the partner LU *plu*. An Oracle server message will follow this message, and contains information on the Oracle error.

Action: Ensure that the Oracle server and its TNS listener are both operational. Also ensure that the PGA_2PC_PENDING table exists and has not been altered or updated manually. If the table has been tampered with, it may need to be reinitialized and the RRM cold started.

PGA-21210: unable to open connection with SNA services

Cause: The RRM was unable to initialize its connection with the SNA software for LU6.2 communications. An OS-specific error message precedes this message.

Action: Check the error information in the OS-specific error message to determine the cause of the problem, and take corrective action. Once the problem has been corrected, restart the RRM.

PGA-21211: unable to allocate LU6.2 listen for RRM TP

Cause: The RRM was unable to allocate an LU6.2 listen with the SNA software for LU6.2 communications. An OS-specific error message precedes this message.

Action: Check the error information in the OS-specific error message to determine the cause of the problem, and take corrective action. Once the problem has been corrected, restart the RRM.

PGA-21212: incorrect data received from partner LU *string*

Cause: A partner LU has sent incorrect data in its initial communication with the local RRM. The first data received should be an Exchange Log Names (XLN) GDS variable, but was not.

Action: This error indicates that there is a problem on the partner LU side of the connection. Corrective action must be taken by the system administrator for that LU.

PGA-21213: received *x'string'*

Cause: This message follows message PGA-00208, and dumps out the first 32 bytes of the data received from the partner LU.

Action: If the data in this message is not sufficient for determination of the problem at the partner LU, use SNA traces on either side of the connection to gather more detailed information, or use the TRACE_LEVEL parameter in the RRM init file to enable SNA data tracing to the trace file.

PGA-21214: incorrect service flag in XLN

Cause: The service flag in the Exchange Log Names (XLN) GDS variable received from the partner LU's RRM is not correct. The XLN is expected to have the REQUEST flag set.

Action: This error indicates that there is a problem on the partner LU side of the connection. Corrective action must be taken by the system administrator for that LU.

PGA-21215: partner log name mismatch on warm start

Cause: The Exchange Log Names (XLN) GDS variable received from the partner LU's RRM contains an LU6.2 log name that is different from that known by the local LU's RRM.

Action: This can happen if the partner LU was cold started and later warm started, all between the times the local LU's RRM was last shut down and warm started. The local LU's RRM is not aware that the partner LU was cold started, and therefore assumes that the partner LU's RRM is using the wrong LU6.2 log name. Verify that this is what happened, and if so, the local LU's RRM can be forced to accept the new LU6.2 log name from the partner LU's RRM by deleting the local RRM's LU6.2 log entry for the partner LU, and then forcing the partner LU to reinitiate the connection to the local LU. For further information on recovery from this error, refer to "RRM Recovery" in Chapter 12, "2-Phase Commit".

PGA-21216: last stored log name *x'string'*

Cause: This message always follows message PGA-00213, and lists the last partner LU LU6.2 log name *plog* saved by the local LU's RRM.

Action: The log name in the message may be of use to the system administrator for the partner LU in determining the cause for the log name mismatch.

PGA-21217: partner sent log name *x'string'*

Cause: This message always follows message PGA-00214, and lists the LU6.2 log name *plog* sent by the partner LU's RRM in the warm start Exchange Log Names (XLN) GDS variable.

Action: The log name in the message may be of use to the system administrator for the partner LU in determining the cause for the log name mismatch.

PGA-21218: cold start for partner LU *string* rejected, *number* pending transactions exist

Cause: A cold start was requested by the partner LU's RRM, but the local RRM determined that there are still unresolved pending transactions for that LU in the local RRM's LU6.2 log.

Action: If the pending transactions have been resolved, then they must be manually deleted from the local RRM's LU6.2 log before the partner LU's cold start request will be accepted. If the pending transactions have not been resolved, then they must be resolved and then manually deleted from the local RRM's LU6.2 log before the partner LU's cold start request will be accepted.

PGA-21219: recovery action by DBA required for local LU *string*

Cause: A condition has occurred which requires action by the DBA. This message is also sent to the system log as an alert message.

Action: The DBA should examine the RRM log file to determine what action to take. The messages in the log file show what event has occurred that makes DBA action necessary, and their descriptions in this appendix provide the DBA with a course of action. For further information on recovery, refer to "RRM Recovery" in Chapter 8, "Implementing Two-Phase Commit", of the Oracle Database Gateway for APPC Installation and Configuration Guide.

PGA-21220: logging error limit (*number*) exceeded, RRM shutting down for LU *string*

Cause: The limit of *lim* Oracle errors while accessing the RRM's local LU6.2 log tables has exceeded. The RRM for the local LU *llu* is shutting down.

Action: The DBA should examine the RRM log file to determine what action to take. The messages in the log file will show what Oracle errors have occurred, and the DBA should take whatever corrective action is required.

PGA-21221: commit failed during cold start of local LU *string*

Cause: The RRM was unable to commit updates to its local log during a cold start of local LU *llu*. An Oracle server message will follow this message, and contains information on the Oracle error.

Action: Ensure that the Oracle server and its TNS listener are both operational. Also ensure that the PGA_2PC_LUS table exists and has not been altered or updated manually. If the table has been tampered with, it may need to be reinitialized and the RRM cold started.

PGA-21222: commit failed during warm start of local LU *string*

Cause: The RRM was unable to commit updates to its local log during a warm start of local LU *llu*. An Oracle server message will follow this message, and contains information on the Oracle error.

Action: Ensure that the Oracle server and its TNS listener are both operational. Also ensure that the PGA_2PC_LUS table exists and has not been altered or updated

manually. If the table has been tampered with, it may need to be reinitialized and the RRM cold started.

PGA-21223: commit failed during first-time processing for partner LU *string*

Cause: The RRM was unable to commit updates to its local log during a first-time processing for partner LU *plu*. An Oracle Server message will follow this message, and contains information on the Oracle error.

Action: Ensure that the Oracle server and its TNS listener are both operational. Also ensure that the PGA_2PC_LUS table exists and has not been altered or updated manually. If the table has been tampered with, it may need to be reinitialized and the RRM cold started.

PGA-21224: commit failed during cold start of partner LU *string*

Cause: The RRM was unable to commit updates to its local log during a cold start of partner LU *plu*. An Oracle Server message will follow this message, and contains information on the Oracle error.

Action: Ensure that the Oracle server and its TNS listener are both operational. Also ensure that the PGA_2PC_LUS table exists and has not been altered or updated manually. If the table has been tampered with, it may need to be reinitialized and the RRM cold started.

PGA-21300: received no data when expecting data

Cause: The RRM was expecting to receive data from a partner RRM, but received none.

Action: This error indicates that there may be a problem on the partner LU side of the connection. Corrective action must be taken by the system administrator for that LU.

PGA-21301: invalid control received: *string*

Cause: The RRM received an invalid control flag *control* from a partner RRM.

Action: This error indicates that there may be a problem on the partner LU side of the connection. Corrective action must be taken by the system administrator for that LU.

PGA-21400: ORACLE_HOME environment variable not set

Cause: The ORACLE_HOME environment variable was not set before the RRM was started.

Action: The ORACLE_HOME environment variable must be set to the gateway's ORACLE_HOME directory before the RRM is started.

PGA-21401: ORACLE_HOME environment variable set to null string

Cause: The ORACLE_HOME environment variable was set to a null value.

Action: The ORACLE_HOME environment variable must be set to the gateway's ORACLE_HOME directory before the RRM is started.

PGA-21402: error opening file *string*, fopen errno = *number*

Cause: An error occurred opening the RRM enqueue file *fn* for writing. The error number from fopen is *errno*.

Action: Use the *errno* value to determine the cause of the problem and correct it before restarting the RRM.

PGA-21403: error writing to file *string*, fputs errno = *number*

Cause: An error occurred writing to the RRM enqueue file *fn*. The error number from fputs is *errno*.

Action: Use the *errno* value to determine the cause of the problem and correct it before restarting the RRM.

PGA-21404: error closing file *string*, *fclose* *errno* = *number*

Cause: An error occurred closing the RRM enqueue file *fn*. The error number from *fclose* is *errno*.

Action: Use the *errno* value to determine the cause of the problem and correct it before restarting the RRM.

PGA-21405: error deleting file *string*, *remove* *errno* = *number*

Cause: An error occurred deleting the RRM enqueue file *fn* during shutdown. The error number from *remove* is *errno*.

Action: Use the *errno* value to determine the cause of the problem and correct it before restarting the RRM. The file *fn* must be manually deleted before attempting to start the RRM.

PGA-21450: communication error: '*string*' failed, *errno* = *number*

Cause: The AIX SNA function *func* failed with a system error number of *errno*.

Action: The AIX SNA error codes are documented in the IBM manual AIX SNA Server: Diagnosis Guide and Messages. Use this manual to determine the cause of the problem and correct it. AIX SNA system error numbers are also documented in the `/usr/include/luxsna.h` header file on AIX systems.

PGA-21451: SNA Server is shutting down

Cause: SNA Server is being shut down and sent a SIGUSR1 to the RRM.

Action: The RRM must terminate when this occurs. Contact the system administrator to determine the cause of the SNA Server shutdown. Restart the RRM after SNA Server has been restarted.

PGA-22001: remote host name is null.

Cause: TCP/IP protocol has returned "null" for the remote host name.

Action: Verify the remote host name via the `pg4tcpmap` tool and re-execute your PL/SQL statement. If the problem cannot be resolved, supported customers should contact Oracle Support Services.

PGA-22002: communication error: TCP/IP *string* failed, *rc* = *number*

Cause: The function *func* has failed with the return code of *rc*.

Action: If the problem cannot be resolved, the supported customers should contact Oracle Support Services for assistance.

PGA-22003: communication error: TCP/IP *string* failed, *rc* = *number*, *for*, *string*

Cause: An unexpected communications error occurred while executing the specified TCP/IP function *func*. The TCP/IP function return code is *rc* and the function *func* parameter is *parm*.

Action: If the problem cannot be resolved, the supported customers should contact Oracle Support Services for assistance.

PGA-22004: length of the total message value (*number*) not within valid range (*number:number*)

Cause: The length *len* for the value is not within the valid range *min:max*.

Action: If the problem cannot be resolved, the supported customers should contact Oracle Support Services for assistance.

PGA-22005: invalid socket file descriptor: no active conversations were found

Cause: There were no TCP/IP conversations active for the user.

Action: Check that the application is not calling the PL/SQL TIP routines out of sequence.

PGA-22006: Parameter *string* is not specified.

Cause: Parameter *parm* is missing from the gateway initialization file.

Action: Add the missing parameter to the gateway initialization file. Refer to the Oracle Database Gateway Installation and Configuration Guide for the required initialization parameters for gateways using TCP/IP.

PGA-22007: user ID *string* length of *number* is invalid; maximum length is *number*

Cause: The user id *uid* is too long *len* to be used. The maximum allowable length for the user ID is *max* characters.

Action: The user id must be changed to a shorter value for OCI logon to the table PGA_TCP_IMSC. Refer to the Oracle Database Gateway Installation and Configuration Guide for the required gateway initialization parameters for gateways using TCP/IP.

PGA-22008: password length of *number* is invalid; maximum length is *number*

Cause: The password is too long *len* to be used. The maximum allowable length for the password is *max* characters.

Action: The password must be changed to a shorter value for OCI logon to the table PGA_TCP_IMSC. Refer to the Oracle Database Gateway Installation and Configuration Guide for the required gateway initialization parameters for gateways using TCP/IP.

PGA-22009: database name *string* length of *number* is invalid; maximum length is *number*

Cause: The database name *db name* is too long *len* to be used. The maximum allowable length for the database name is *max* characters.

Action: The database name must be changed to a shorter value for OCI logon to the table PGA_TCP_IMSC. Refer to the Oracle Database Gateway Installation and Configuration Guide for the required gateway initialization parameters for gateways using TCP/IP.

PGA-22010: userid *string* length of *number* is invalid; maximum length is *number*

Cause: The userid *uid* is too long (*len*) to be used with TCP/IP RACF conversation security. This can occur only when the gateway initialization parameter PGA_SECURITY_TYPE is set to either SAME or PROGRAM.

Action: The userid must be changed to a shorter value on both the client system and the system where the remote transaction program is being executed. The maximum allowable length for the userid is *max* characters. This restriction is imposed by RACF, not by the gateway.

PGA-22011: password length of *number* is invalid; maximum length is *number*

Cause: The password is too long (*len*) to be used with TCP/IP RACF conversation security. This can occur only when the gateway initialization parameter PGA_SECURITY_TYPE is set to PROGRAM.

Action: The password must be changed to a shorter value on both the client system and the system where the remote transaction program is being executed. The

maximum allowable length for the password is *max* characters. This restriction is imposed by RACF, not by the gateway.

PGA-22012: IMS Connect error: return code = *string*, reason code = *string*

Cause: An unexpected IMS Connect error occurred while executing the 'recv' function. The return code *rc* and reason code *rsc* are provided in the message text. For more information, look at the OLTP SDSF log and IMS Connect error message which starts with HWS. The messages are documented in the IBM IMS Connect Guide and Reference manual.

Action: Determine the cause of the error, correct it, and rerun the transaction.

PGA-22014: Transaction code length of *number* exceeds the maximum of *number*

Cause: The transaction code length *len* passed to PGAINIT or PGAINIT_SEC was larger than the maximum allowed length *max*.

Action: Check that the PGDL and COBOL record descriptions used to define the transaction to PGAU are in sync with the transaction program and that the PL/SQL TIP was generated by PGAU using the correct definitions. If modifications have been made to the generated PL/SQL code, check that they are correct.

PGU-00100 to PGU-50101

PGU-00100: invalid SPOOL file name

Cause: When using the SPOOL command, you specified the name of a file that already exists.

Action: Specify a valid name for a file that does not currently exist.

PGU-00101: extraneous text at end of command

Cause: There were unrecognized commands or other text on the command line.

Action: Check the syntax of the command, then issue the command again.

PGU-00106: invalid ECHO switch

Cause: An invalid option for the SET ECHO command was specified.

Action: Use either ON or OFF as an option for the SET ECHO command.

PGU-00107: invalid TERMOUT switch

Cause: An invalid option for the SET TERMOUT command was specified.

Action: Use either ON or OFF as an option for the SET TERMOUT command.

PGU-00108: invalid TIMING switch

Cause: An invalid option for the SET TIMING command was specified.

Action: Use either ON or OFF as an option for the SET TIMING command.

PGU-00110: illegal SET option

Cause: An invalid option for the SET command was specified.

Action: Check the syntax of the SET command and issue the command again.

PGU-00111: illegal SHOW option

Cause: An invalid option for the SHOW command was specified.

Action: Check the syntax of the SHOW command and issue the command again.

PGU-00115: unexpected end of command

Cause: An option was specified without the required arguments.

Action: Check the syntax of the command and enter the command again with the appropriate arguments for options that require values.

PGU-00120: invalid STOPONERROR switch

Cause: An invalid options switch was specified for the SET STOPONERROR command.

Action: Use either ON or OFF as an option for the SET STOPONERROR command.

PGU-00122: invalid SET numeric parameter

Cause: A character or an invalid value was specified when a number was expected as a value for a SET command option.

Action: Check the syntax of the command, use an appropriate number for the option, and enter the command again.

PGU-00125: integer value overflow

Cause: A numeric value was specified that was too large.

Action: Use a smaller number.

PGU-00129: value out of range (1 - number)

Cause: The specified value was out of range. The valid range is given by the error message.

Action: Use a number within the range specified by this message.

PGU-00132: null hostname/password specified

Cause: The hostname/password was not specified.

Action: Specify the correct hostname/password.

PGU-00136: bad variable specification

Cause: A variable was incorrectly specified using the VARIABLE command.

Action: Check the syntax of the command, then issue the command again.

PGU-00137: syntax error in PL/SQL Block

Cause: The PL/SQL block contains a syntax error.

Action: Correct the syntax error.

PGU-00142: cannot recognize object type, owner or name

Cause: The specified object type, owner, or name was not recognized.

Action: Specify a legal object type, owner, or name.

PGU-00143: variable has not been defined

Cause: The specified variable was not recognized.

Action: Specify an existing variable.

PGU-00144: invalid object type for DESCRIBE

Cause: The specified object type was not TABLE, VIEW, or PROCEDURE.

Action: Check that the object is a table, view, or procedure. If so, check that you specified the correct name and try again. If not, you describe the object.

PGU-00145: invalid object name for DESCRIBE

Cause: The specified table, view, stored procedure, or function was not recognized.

Action: Check the spelling and be sure to specify an existing table, view, stored procedure, or function.

PGU-00149: invalid SERVEROUTPUT switch

Cause: An invalid option was specified for the SET SERVEROUTPUT command.

Action: Check the syntax of the command, then issue the command again.

PGU-00300: internal error code; arguments: [*number*], [*string*]

Cause: You have encountered an internal error.

Action: Supported customers should contact Oracle Worldwide Support and provide the circumstances leading to the error and the complete set of messages.

PGU-00302: not connected to a database

Cause: You must be connected to the database for the requested operation.

Action: CONNECT to the database using a valid username and password before retrying the operation.

PGU-00304: input file I/O error [*number*] - input aborted

Cause: A command file used as input to PGAU is corrupt or invalid.

Action: Check the file before retrying the operation.

PGU-00305: command size exceeds internal buffer size (*number*)

Cause: The SQL statement size exceeds PGAU's buffer size.

Action: Shorten the SQL statement by removing extra blanks or by using intermediate statements as views, if necessary.

PGU-00306: monitor cycle interval time out of range (1 - *number*)

Cause: You entered an invalid number for the cycle interval.

Action: Enter a number between 1 and 3600 for the cycle interval. The number indicates seconds.

PGU-00307: cannot open spool file *string*

Cause: PGAU tried to open a spool file after you entered SPOOL filename, but could not open the file. Possible causes are not enough disk space or inadequate privileges to create a file.

Action: Determine why PGAU could not create a new file and retry.

PGU-00308: no spool file opened

Cause: You entered SPOOL OFF, but you were not spooling currently so there was no file to close.

Action: If you wish to capture session output, first use the SPOOL command to open a file, and then enter your commands before closing the file with SPOOL OFF.

PGU-00309: cannot close spool file *string*

Cause: SPOOL OFF could not close the currently open spool file.

Action: Check for an operating system reason that the spool file could not be closed.

PGU-00310: cannot open parameter file *string*

Cause: PGAU cannot locate or open the file specified by the PFILE option, either because the file does not exist or because PGAU has insufficient privilege to open the file.

Action: Make sure that the file exists in a location expected by PGAU and can be opened.

PGU-00311: data exceeds internal buffer size

Cause: The results returned by a SQL query exceed the internal PGAU buffer.

Action: Use the SET command to increase MAXDATA or decrease ARRAYSIZE.

PGU-00314: invalid parameter given on PGAU command line

Cause: An unrecognized parameter was given on the PGAU command line.

Action: Check the parameters given on the PGAU command line.

PGU-00315: cannot open command file *string*

Cause: PGAU cannot locate the specified command file.

Action: Verify the file's name and PGAU's access to it before retrying.

PGU-00317: version of tool conflicts with version [*string*] of DATA

Cause: This version of the PGAU tool cannot process the DATA in the database.

Action: You are attempting to use a tool that might cause damage to the current database. If the version of DATA is greater than the version of the tool, then you are using the wrong version of the tool. If the version of the tool is greater than the version of the DATA, check to see if there is an ORACLE-supplied SQL script to update the DATA to the correct version level.

PGU-00318: PGAU command line error [*number*]

Cause: You made a syntax or typing error while entering a PGAU command line.

Action: Check the syntax and try again.

PGU-00319: cannot locate pgau configuration file, *string*

Cause: File mentioned cannot be located.

Action: Make sure that the specified file exists before re-running PGAU.

PGU-00320: cannot open pgau configuration file, *string*

Cause: File mentioned cannot be opened.

Action: Make sure that the specified file is available for use by PGAU.

PGU-00322: total size of command line parameters exceeds buffer size

Cause: You entered too many command line arguments and the PGAU buffer was exceeded.

Action: Reduce the number of command line arguments.

PGU-00325: pfile too large

Cause: The file you specified using PFILE is too large (exceeds 8K).

Action: Reduce the size of the parameter file before specifying it again with PFILE.

PGU-00327: command not available in this mode

Cause: You have specified a command that is not available in this mode.

Action: Do not specify the command.

PGU-00328: insufficient privilege for this display

Cause: You attempted to display a MONITOR display without sufficient privileges.

Action: Contact the DBA to obtain the required privileges.

PGU-00331: cannot allocate enough memory for SQL Buffer

Cause: There is not enough memory for the current SQL buffer.

Action: Use the SET command to reduce MAXDATA.

PGU-00337: missing instance name

Cause: The instance name was not specified in the connect statement.

Action: Use 'connect username/password@instance' or 'connect username/password'.

PGU-00341: 'string' is an undefined bind variable

Cause: The SQL statement refers to an undefined bind variable.

Action: Use the VARIABLE statement to define the bind variable and re-execute the query.

PGU-00347: no offline tablespaces exist

Cause: The list box of set tablespace online contained 0 elements.

Action: No action is required.

PGU-00359: monitor already active

Cause: An instantiation of this monitor is already active.

Action: Cycle through windows until this monitor becomes visible.

PGU-00360: object to be described does not exist

Cause: The object in a DESCRIBE FUNCTION/PROCEDURE/PACKAGE statement does not exist.

Action: check that the object name and owner are correct and that the object exists.

PGU-00361: error during describe

Cause: An unexpected error occurred during a describe.

Action: Check the following error and correct the problem.

PGU-00362: object *string* is a package; use 'DESCRIBE *package.procedure*'

Cause: The named object is a package. DESCRIBE does not currently describe an entire package specification.

Action: Describe the package specification, as indicated in the message text.

PGU-00363: procedure or function *string* not found in the package

Cause: The named package does not contain the procedure or function specified.

Action: Specify a procedure or function within the package.

PGU-00364: object *string* is a remote object, cannot further describe

Cause: The specified object name contains a database link, or is a synonym that resolves to a name with a database link. Such objects cannot currently be described.

Action: Specify a local object.

PGU-00365: object *string* is invalid, it may not be described

Cause: The object must have been successfully compiled.

Action: Fix any errors in the object and recompile.

PGU-00366: name *string* is malformed, it must be of form [[a.]b.]c@dblink

Cause: The name may have at most 3 parts and a dblink.

Action: Use a well-formed object name.

PGU-00370: mandatory field/list needs to be filled in

Cause: You tried to execute the dialog before filling in all required items.

Action: Fill in all required items and retry.

PGU-00371: cannot open/locate input help file, *string*

Cause: You pressed the Help Key or chose an item from the Help Menu.

Action: Put the help file in the location specified.

PGU-00372: cannot open/locate input index file, *string*

Cause: You pressed the Help Key or chose an item from the Help Menu.

Action: Put the index help file in the location specified.

PGU-00373: cannot allocate memory of size *number* from toolkit

Cause: You pressed the Help Key or chose an item from the Help Menu.

Action: Exit PGAU and re-enter and try again.

PGU-00374: could not set file position in *string* directly

Cause: You pressed the Help Key or chose an item from the Help Menu.

Action: The fseek() routine failed. Alternate chosen - no action is necessary.

PGU-00375: unexpected end of file, *string*

Cause: You pressed the Help Key or chose an item from the Help Menu.

Action: Exit PGAU and install the correct help file.

PGU-00376: mandatory field has to be filled in before navigation is possible

Cause: Attempted to navigate to the next/previous item.

Action: Fill in current field and then go to the next/previous item.

PGU-00377: mandatory list item has to be selected before navigation is possible

Cause: Attempted to navigate to the next/previous item.

Action: Select an item and then go to the next/previous item.

PGU-00378: an item has to be selected before help can be sought for it

Cause: Attempted to obtain help before selecting an item.

Action: Select an item first and re-execute.

PGU-00379: variable(s) not defined

Cause: Attempted SHOW VAR[*IABLES*] [*var-name*] and the variable was not defined, or no variables were specified or defined.

Action: Ensure the variables are correctly defined.

PGU-00380: procedural option required for this statement

Cause: Attempt to execute a statement that requires the Procedural option was made, but the Procedural option is not installed.

Action: This statement cannot be issued without the Procedural option. Install the Procedural option to execute this statement.

PGU-00381: error in the SERVEROUTPUT option

Cause: Most likely the package DBMS_OUTPUT not installed. Check the accompanying messages for more information.

Action: Check accompanying messages and take appropriate action.

PGU-00382: value *string* is not a recognizable file name for *string*

Cause: The value for the PGAU initialization variable (which points to the initialization file) is not a recognizable file name.

Action: Specify a valid file name or do not define the variable to avoid running the initialization file.

PGU-00383: file name *string* pointed to by *string* could not be opened

Cause: The file name pointed to by the PGAU initialization variable could not be opened.

Action: Specify an available file or do not define the variable to avoid running the initialization file.

PGU-00384: could not open pgau resource file, *string*

Cause: The specified file could not be opened.

Action: Make the file available to PGAU.

PGU-00385: could not locate pgau resource file, *string*

Cause: The specified file could not be located.

Action: Make sure file exists before rerunning PGAU.

PGU-00386: could not open toolkit resource file, *string*

Cause: The specified file could not be opened.

Action: Make the file available to PGAU.

PGU-00387: could not locate toolkit resource file, *string*

Cause: The specified file could not be located.

Action: Make sure file exists before rerunning PGAU.

PGU-00388: cannot start PGAU in screen mode; check if values are legal:

Cause: A variable was not properly set.

Action: Check the values listed by PGAU to see if they are correct.

PGU-00389: toolkit resource file name is defined to *string*

Cause: The specified file could not be located.

Action: Ensure the file specified exists and can be accessed.

PGU-00390: terminal type *string* is defined by *string*

Cause: Terminal type specified by *variable* may not be valid.

Action: Ensure the terminal specification is correct.

PGU-00391: value *string* is defined to *string*; legal values: *string* or *string*

Cause: The PGAU mode has been incorrectly defined.

Action: Define the value of the variable as one of the legal values.

PGU-20000: *string* of *string* statement failed for table *string*, rc=*number*

Cause: PGAU encountered a syntax error during parse operation *oper* of the statement *statement* for the table *table* with the indicated return code *rc*.

Action: Check the PGAU statement identifier names for proper spelling and punctuation, or other syntax errors.

PGU-20001: *string* of *string* variable of *string* statement failed for table *string*, *rc=number*

Cause: The operation *oper* on the variable *varname* for the statement *statement* against the PG DD table *table* failed with return code *rc*.

Action: A semantic error has occurred. Check all the identifier names in the PGAU script.

PGU-20002: unable to login to Oracle

Cause: An error occurred attempting to logon to the Oracle server. Syntax checking only continues with the next statement.

Action: Ensure that the Oracle server containing the PG DD is operational.

PGU-20003: unable to open the cursor

Cause: Internal PGAU logic error - should not occur. An error occurred opening an SQL statement cursor. Syntax checking only continues with the next statement.

Action: Ensure that the Oracle server containing the PG DD is operational. Otherwise, reproduce the error with symptom documentation. Supported Customers should contact Oracle World Wide Support for assistance.

PGU-20004: unable to close the cursor

Cause: Internal PGAU logic error - should not occur. An error occurred closing an SQL statement cursor. Syntax checking only continues with the next statement.

Action: Ensure that the Oracle server containing the PG DD is operational. Otherwise, reproduce the error with symptom documentation. Supported Customers should contact Oracle World Wide Support for assistance.

PGU-20005: unable to commit PG DD changes

Cause: Internal PGAU logic error - should not occur. An error occurred attempting to commit changes to the PG DD. Syntax checking only continues with the next statement.

Action: Ensure that the Oracle server containing the PG DD is operational. Otherwise, reproduce the error with symptom documentation. Supported Customers should contact Oracle World Wide Support for assistance.

PGU-20006: unable to logout from Oracle

Cause: Internal PGAU logic error - should not occur. An error occurred during logoff from the Oracle server. Syntax checking only continues with the next statement.

Action: Ensure that the Oracle server containing the PG DD is operational. Otherwise, reproduce the error with symptom documentation. Supported Customers should contact Oracle World Wide Support for assistance.

PGU-20007: unable to rollback PG DD changes

Cause: Internal PGAU logic error - should not occur. An error occurred attempting to rollback changes from the PG DD. Syntax checking only continues with the next statement.

Action: Ensure that the Oracle server containing the PG DD is operational. Otherwise, reproduce the error with symptom documentation. Supported Customers should contact Oracle World Wide Support for assistance.

PGU-30000: transaction *string*, version *string* specification generated to file *string*

Cause: PGAU successfully completed generation of the TIP specification for transaction *traname* and version *version* into file *fileid*.

Action: None required. This is an informational message.

PGU-30001: PGAU internal error - *string*

Cause: An internal PGAU operation error has occurred.

Action: Supported Customers should contact Oracle World Wide Support for assistance.

PGU-30002: >>> Initialization of *string* File Header <<<

Cause: This record is written to the Trace or Log file upon initialization.

Action: This is an informational message only.

PGU-30003: transaction *string*, version *string* body generated to file *string*

Cause: PGAU successfully completed generation of the TIP body for transaction *traname* and version *version* into file *fileid*.

Action: None required. This is an informational message.

PGU-30008: failure to open file *string*

Cause: Before complete initialization of LMS functions, PGAU tracing or logging to disks was requested, but PGAU failed to open the indicated trace or log file. *fileid*.

Action: Ensure that write access exists to the file and that space for file growth is available.

PGU-30009: failure to close file *string*

Cause: After termination of LMS functions, PGAU tracing or logging to disks had been requested, but PGAU failed to close the indicated trace or log file. *fileid*.

Action: Ensure that write access exists to the file and that space for file growth is available.

PGU-30010: failure to obtain *string* bytes of storage for *string*

Cause: Before complete initialization of LMS functions, PGAU failed to obtain *bytes* of storage for *use*, commensurate with LMS initialization.

Action: Increase the total amount of private storage available to PGAU during operation.

PGU-30012: invalid language environment (*string*), default used

Cause: Before complete initialization of LMS functions, the environment variable LANGUAGE specified an invalid Oracle NLS language *lang*. The language environment variable SSTDLANG setting was used as the default.

Action: Correct the LANGUAGE environment variable to specify a valid Oracle NLS Language.

PGU-30014: pgau message file *string* not found

Cause: Before complete initialization of LMS functions, the PGAU message file *fileid* could not be located.

Action: Ensure that the Oracle message file resides in \$ORACLE_HOME/pg4appc/mesg directory and is not damaged. Valid *fileid*'s are of the form *pguxx.msb* where *xx* is the country code.

PGU-30024: memory allocate failure: *string* for *string* bytes

Cause: Insufficient memory available. Storage failed to be allocated for the reason *purpose* of the size *len* specified.

Action: Increase the total amount of private storage available to PGAU during GENERATE operation.

PGU-30026: open failure: file *string* in *string* mode

Cause: Error during fopen processing *file* for *mode* access.

Action: Ensure PGAU has access to the file specified, and write access if file is used for output.

PGU-30028: file *string* failure: *string* rc *string*

Cause: An error occurred during *oper* processing for the file *fileid* with return code *rc*. File operations include: 'fclose' to close input or output files 'remove' to erase, delete, or remove output files

Action: Ensure PGAU has access to the file specified, and write access if file is used for output.

PGU-30030: read failure: *string* from *string* after offset *string*

Cause: Error during fgets *oper* processing for *file* at *offset* bytes into the file.

Action: Ensure PGAU has access to the file specified.

PGU-30031: write failure: *string* to *string* at *number* for *string* bytes

Cause: Error during fputs *oper* processing for *file* from buffer at *addr* for *len* bytes of data.

Action: Ensure PGAU has access to the file specified, and that disk space is available for file growth.

PGU-30032: write log failure: rc %4li, message no was *string*

Cause: fprintf returned the error code *rc* attempting to print PGAU error message number *msgno*. The indicated event message was being written when the error occurred.

Action: Check to insure that PGAU has write access to the pgau.log file and that disk space is available for file growth.

PGU-30033: write trace failure: rc %4li, message no was *string*

Cause: fprintf returned the error code *rc* attempting to print PGAU trace message number *msgno*. The indicated trace message was being written when the error occurred.

Action: Check to insure that PGAU has write access to the pgau.trc file and that disk space is available for file growth.

PGU-30035: file control failure: *string* for *string*, rc *string*

Cause: Error during control function *oper* processing for *file* with error code *rc* returned.

Action: Ensure PGAU has access to the file specified, and that disk space is available for file growth.

PGU-30036: no ORACLE_HOME environment variable available

Cause: The ORACLE_HOME environment variable setting is missing or invalid.

Action: Correct the ORACLE_HOME environment variable to specify the current Oracle home directory.

PGU-30120: missing *string* attribute for parm *string*, field *string* f#*string*

Cause: The parameter *parm* specifies an aggregate data record for which field *field* with PG DD field id number <f#> was being processed, but the field had no relative level attribute *attr*. Typical relative level attributes are: nn ... COBOL-clauses for IBMVSCOBOLII 'LEVEL' attribute Each attribute is stored as a separate row in the PG DD, and the missing attribute's row may have been deleted from the PG DD.

Action: Check the PG DD to ensure that the failing field has a level attribute assigned.

PGU-30122: level limit: field f#=*string* nest level *string* exceeds *string* of *string*

Cause: PGAU was processing nested records when the next field <f#> for nest level *lev* exceeded the product defined minimum or maximum nest level *limit*.

Action: Simplify the data record definition to reduce nest levels.

PGU-30123: level limit: level *string* field *string* can't follow level *string*

Cause: PGAU was processing nested records when the next field at at level *levN*, identified by <fld#>, occurred after fields at current level *levC*. Additional fields at intermediate levels should have preceded this field. This error happens when special fields such as COBOL RENAMES (at LEVEL 66) appear next after the level 01 definition.

Action: Correct the data record definition to place the special fields in their proper sequece, and/or insert fields being modified ahead of the special modifying field.

PGU-30220: allocate failure: *string* storage of *string* bytes

Cause: Insufficient memory available for the specified purpose. Requestor attempted to allocate a *type* control block of *len* size specified.

Action: Increase the total amount of private storage available to PGAU during GENERATE operation.

PGU-30233: control block load failure: *string* block from PG DD

Cause: Control block of the specified *type* was being loaded with a row from the PG Data Dictionary when an error occurred. A preceding message issued specifies the cause.

Action: Refer to the Action for the preceding message.

PGU-30234: attribute array for *string* exceeded by PG DD rows > *string*

Cause: A control block of the specified *type* was being loaded with attribute rows from the PG Data Dictionary when the *limit* was exceeded.

Action: Reproduce the error with tracing enablead and attempt to determine what PG DD rows are exceeding the attribute limit and delete any possible duplicates. Supported Customers should contact Oracle World Wide Support for assistance.

PGU-30300: work file output error writing *string*

Cause: PGAU encountered an error writing a PL/SQL code segment to the indicated work file *fileid*.

Action: Ensure PGAU has access to the file specified, and that disk space is available for file growth.

PGU-30301: TIP output error appending *string* to *string*

Cause: PGAU encountered an error appending the work file *infile* to the TIP output file *outfile*.

Action: Ensure PGAU has access to both files specified, and that disk space is available for TIP output file growth.

PGU-30302: TIP output error writing function *string* to file *string*

Cause: PGAU encountered an error appending the TIP function definition *func* to the work output file *file*. Error occurred during generation of the TIP Package Specification.

Action: Ensure PGAU has write access to the file specified, and that disk space is available for TIP output work file growth.

PGU-30303: TIP generation error writing variable *string* to file *string*

Cause: PGAU encountered an error appending the TIP variable definition *var* to the work output file *file*. Error occurred during generation of the TIP Package Specification.

Action: Ensure PGAU has write access to the file specified, and that disk space is available for TIP output work file growth.

PGU-30304: TIP generation warning: *string* name truncated to *string* characters

Cause: This is a warning of possible non-unique PL/SQL names. PGAU encountered record field names which combined exceed the maximum PL/SQL name length, and the last field name specified *field* was truncated to the length *len*. The condition occurred during generation of the TIP Package Specification for parameter variables.

Action: Revise the PG DD entries for the defined parameters and either reduce the number of nested record levels or shorten the record field names.

PGU-30305: TIP generation error defining record type *string* for *string*

Cause: An occurred during generation of a nested record type *type* for the indicated field name *name*. This message should be preceded by the specific error. Condition occurred during generation of the TIP Package Specification for parameter variables.

Action: Follow recommended action for the first error message issued.

PGU-30306: TIP generation: invalid PL/SQL parameter mode *string* for *string*

Cause: The parameter call mode *mode* specified for the parameter *parm*. Valid parameter modes are IN, OUT or IN OUT. Probable PG DD content error.

Action: Revise the PG DD entries for the indicated parameter and correct the PL/SQL parameter call mode for the indicated parameter.

PGU-30307: TIP generation: invalid PL/SQL variable type *string* for *string*

Cause: An invalid PL/SQL record type *type* was encountered while generating conversion statements for the data field *field*. The indicated *type* is neither valid PL/SQL nor a nested record type, for the indicated record field *field*. Probable PG DD content error.

Action: Revise the PG DD entries for the indicated parameter and either correct the PL/SQL variable type for the field, or define a corresponding nested record for the field.

PGU-30308: TIP generation: name *string.string* exceeds max length of *string* characters

Cause: The number of nested groups and lengths of their field names in the input data, when concatenated to form a fully qualified PL/SQL record field variable name <rename.varname>, exceeded the maximum length allowed by PL/SQL *maxlen*. Condition occurred during generation of the TIP Package Specification for parameter variables.

Action: Revise the PG DD entries for the defined parameters and either reduce the number of nested record levels or shorten the record field names.

PGU-30309: TIP generation: call *string* parm *string* exceeds PGAXFER *string* limit (*string*)

Cause: The TIP function call *cname* at parm *pname* exchanges too many parameters for the *type* buffers on a PGAXFER RPC. The PGAXFER parameter limit is *limit*. The indicated *type* is either 'SEND' or RECEIVE'. Probable PGAU DEFINE CALL error, coding too many parameters. Note also that IN OUT mode parameters are present in both send and receive buffers and may be causing the excess.

Action: Revise the transaction and call to specify the excessive parameters on an additional function call and include that added call in the transaction definition.

PGU-30314: TIP generation: failure converting record type *string* for *string*

Cause: An occurred during generation of PL/SQL statements for conversion of a nested record type *type* for the indicated field name *name*. This message should be preceded by the specific error. Condition occurred during generation of the TIP Package Specification for parameter variables.

Action: Follow recommended action for the first error message issued.

PGU-30315: TIP generation: parameter conversion error for *string*, *string*

Cause: Failure to generate PL/SQL conversion statements for the indicated parameter data *dname* for function *call*. This message may be preceded by specific messages describing the error. Possible errors include disk access, invalid datatype, and/or missing nested record or field datatype definitions.

Action: Follow recommended action for the first error message issued, and ensure the PG DD entries for the indicated parameter are correct and that disk access is allowed to output work files.

PGU-30316: TIP generation: PL/SQL *string* control logic for *string string*

Cause: Failure to generate PL/SQL statement *stmt* used to control TIP processing of the field *fname* for compiler clause *clause*. Typical IBMVSCOBOLII clauses are: OCCURS (requires FOR/LOOP logic) OCCURS DEPENDING ON (requires FOR/LOOP logic) REDEFINES (requires IF/END IF logic) This message may be preceded by specific messages describing the error. Possible errors include disk access, invalid datatype, and/or missing nested record or field datatype definitions.

Action: Follow recommended action for the first error message issued, and ensure the PG DD entries for the indicated parameter are correct and that disk access is allowed to output work files.

PGU-30317: TIP generation: PL/SQL *string* statements for *string string*

Cause: Failure to generate PL/SQL control logic *stmt* to process TIP parameter *dataname* in function *callname*. This message may be preceded by specific messages describing the error. Possible errors include disk access, invalid datatype, and/or missing nested record or field datatype definitions.

Action: Follow recommended action for the first error message issued, and ensure the PG DD entries for the indicated parameter are correct and that disk access is allowed to output work files.

PGU-30318: TIP generation: *string string*, PL/SQL *string* for *string*

Cause: Data field *d-field* <f#> was referenced by other fields which required PL/SQL statements *stmt* be generated for the value *num*, but an error occurred during the generation of the statements. This message may be preceded by specific messages describing the error. Possible errors include disk access and memory exceeded.

Action: Follow recommended action for the first error message issued, and ensure that disk access is allowed to output work files.

PGU-30319: TIP generation: *string string*

Cause: TIP execution diagnostics for PG Data Dictionary References PKGEX(DR) was requested on the PGAU GENERATE statement, but the PG DD reference for *type* <id#> couldn't be generated. This message may be preceded by specific messages describing the error. Possible errors include disk access and memory exceeded.

Action: Follow recommended action for the first error message issued, and ensure that disk access is allowed to output work files.

PGU-30600: TIP generation: invalid COBOL syntax in *string*:

Cause: The COBOL data field *field* specifies conflicting or invalid PIC *mask* and USAGE *maskopts* clauses. The invalid PIC and USAGE definitions were selected from the PG DD to identify field conversion function calls. PGAU also issues messages 30601 for *mask* and 30602 for *maskopts* .

Action: Use the pgddsf.sql script to reproduce the selected rows and then correct the mask and maskopts columns for the stated field in the PG DD.

PGU-30601: COBOL mask: *string*

Cause: Issued to identify *mask* for the preceding message.

Action: See preceding message.

PGU-30602: COBOL maskopts: *string*

Cause: Issued to identify *maskopts* for the preceding message.

Action: See preceding message.

PGU-30604: missing *string* attribute for *string*

Cause: A COBOL field *field* containing a clause of the form *syntax* required a missing attribute *attr* corresponding to *token*. PGAU issues messages 30603 and 30604 consecutively for *field*, *syntax*, *attr*, and *token*. Typical IBMVSCOBOLII required token attributes are: field OCCURS int-1 TIMES where 'int-1' is the token for attribute 'repgrpff' field OCCURS int-1 TO int-2 TIMES DEPENDING ON name-1 where 'int-1' is the token for attribute 'repgrpvf' 'int-2' is the token for attribute 'repgrpvl' 'name-1' is the token for attribute 'repgrpvm' field RENAMES name-1 THRU name-2 where 'name-1' is the token for attribute 'renamemf' 'name-2' is the token for attribute 'renameml' field REDEFINES name-1 WHEN name-2 = value where 'name-1' is the token for attribute 'remapsmf' 'name-2' is the token for attribute 'remapsml' 'value' is the token for attribute 'remapswc' or for attribute 'remapswn' field LENGTH IS name-1 where 'name-1' is the token for attribute 'length' Each attribute is stored as a separate row in the PG DD, and the missing attribute's row may have been deleted from the PG DD.

Action: In the PG DD, redefine the referencing data item to restore the missing attribute row.

PGU-30605: TIP generation: invalid COBOL syntax in unknown field:

Cause: An unidentified COBOL field specifies conflicting or invalid PIC *mask* and USAGE *maskopts* clauses. The invalid PIC and USAGE definitions were selected from the PG DD to identify global TIP conversion variables. PGAU also issues messages 30601 for *mask* and 30602 for *maskopts* .

Action: Use the pgddsf.sql script to reproduce the selected rows and then correct the mask and maskopts columns for the invalid row in the PG DD.

PGU-30606: TIP generation: missing multi-byte NLS name for *string*:

Cause: The COBOL data field *field* specifies character data in the the PIC *mask* and USAGE *maskopts* clauses which require translation with a multi-byte character set (MBCS), but no Oracle MBCS NLS name was specified. The MBCS-oriented PIC and USAGE definitions were selected from the PG DD to identify field conversion function calls. PGAU also issues messages 30601 for *mask* and 30602 for *maskopts* .

Action: Use the pgddsxa.sql script to reproduce the selected rows and then either correct the mask and maskopts columns for the stated field in the PG DD to not require MBCS translation, or use the PGAU REDEFINE DATA FIELD NLS_LANGUAGE(nlsname) parameter to specify an Oracle MBCS NLS name for the field, or specify the NLS_MBCS(nlsname) parameter on the PGAU DEFINE TRANSACTION statement.

PGU-30611: references missing field *string* specified for *string*

Cause: The data field *d-field* containing a clause of the form *syntax* references a missing field *r-field* specified by the clause word *token*. PGAU issues messages 30610 and 30611 consecutively for *d-field syntax r-field* and *token*. Typical IBMVSCOBOLII clause syntax for this error includes: d-field OCCURS int-1 TIMES d-field OCCURS int-1 TO int-2 TIMES DEPENDING ON name-1 d-field RENAMES name-1 THRU name-2 d-field REDEFINES name-1 WHEN name-2 = value d-field LENGTH IS name-1 The clause references a field *r-field* specified by the word *token*. PGAU GENERATE searched previous fields within the current parameter but failed to find the named field *r-field*. The word *token* may be misspelled in the defining clause or the referenced field whose name should match *token* may be missing from, or misspelled in the PG DD.

Action: In the PG DD, redefine the entry for *d-field* to change its clause *token* to specify the correct name of the intended field *r-field*, or redefine the data name of the intended field *r-field* to match the subsequent clause's *token* reference. Also ensure the data field *d-field* containing the clause follows the intended field *r-field* in the data definition.

PGU-30622: unable to insert *string* value for field *string*

Cause: During TIP generation, an attempt to insert a new attribute value for the *attr* attribute for the named field *fname* failed.

Action: Check for an Oracle error message preceding this message to determine the cause of the problem.

PGU-30631: no alignment for environment *string string*, datatype *string string*

Cause: The data field *d-field* <f#> specified an attribute which specifies remote host boundary alignment. The PG DD environment tables were searched for alignment information for environment *ename* compiler *compno* datatype *dtype* datatype alignment group *dagno*, but no entries were found matching these characteristics. PGAU issues messages 30630 and 30631 consecutively for *d-field* <f#> and *ename compno dtype dagno*. PGAU requires the alignment information to properly align the remote host data in the TIP transfer buffers. Supported: environment and compilers are; IBM370 for compiler IBMVSCOBOLII alignment attributes are; *d-field* ... PIC S9(n) *dtype* SYNC *d-field* ... PIC S9(n) *dtype* SYNCHRONIZE datatype values *dtype* may be; COMP COMPUTATIONAL COMP-4 COMPUTATIONAL-4 datatypes grouped under *dagno* by length/alignment: dagno = 1 for 2-byte length aligned on 2-byte boundary dagno = 2 for 4-byte length aligned on 4-byte boundary Possible causes are: - The TRANSACTION entry in the PG DD for the TIP being generated may have specified an invalid ENVIRONMENT. - The DATA entry in the PG DD being referenced in the TIP function call being generated may have specified an invalid

LANGUAGE. - The field datatype and/or length within the DATA entry may be invalid or unsupported. - The PG DD may be unavailable, in which case previous error messages will indicate problems accessing the PG DD.

Action: In the PG DD, redefine the TRANSACTION or DATA entries to correct the specification of ENVIRONMENT, LANGUAGE or the field datatype and attributes. Ensure the Oracle server supporting the PG DD is active. If the error persists, reproduce the error with tracing enabled. Supported customers should contact Oracle Worldwide Support for assistance.

PGU-30632: TIP generation: *string string, string ignored for string*

Cause: The data field *d-field* <f#> specified a modifying clause *clause* which is ignored for datatype *dtype* by the compiler in the remote host environment. For supported: environment and compilers; IBM370 for compiler IBMVSCOBOLII *clause* is ignored when *dtype* is; SYNC | SYNCHRONIZE COMP-3 | COMPUTATIONAL-3 SYNC | SYNCHRONIZE DISP | DISPLAY

Action: This is a warning message, PGAU execution continues. No action is necessary. The user may wish to ensure the resulting TIP data conversion is consistent with the remote host data format.

PGU-30635: TIP generation: *string string, nested repeating group for string*

Cause: The data field *d-field* <f#> specified a repeating group clause *clause* while a previous repeating group is active. The repeating group in *d-field* cannot be nested within a previous repeating group. TIP's use PL/SQL tables to implement repeating groups, and PL/SQL tables are limited to a single key or subscript which cannot support nested repeating groups (a table of tables).

Action: Redefine the data such that the previous repeating group is ended before beginning another repeating group.

PGU-30636: TIP generation: *string string, string attribute value (string) ignored*

Cause: The data field *d-field* <f#> specified an attribute *attr* whose value *attrval* is being ignored. Attribute values are ignored for supported: environment and compilers; IBM370 for compiler IBMVSCOBOLII when *attr* is the *attrval* is ignored: SYNC | SYNCHRONIZE LEFT JUST | JUSTIFY LEFT

Action: This is a warning message, PGAU execution continues. No action is necessary. The user may wish to ensure the resulting TIP data conversion is consistent with the remote host data format.

PGU-30637: TIP generation: *string string, string attribute value (string) invalid*

Cause: The data field *d-field* <f#> specified an attribute *attr* whose value *attrval* is invalid or unsupported.

Action: In the PG DD, redefine the FIELD entry to correct the attribute clause to specify a supported value.

PGU-35002: failure to open cursor for statement *string*: rc *string*

Cause: Open of an Oracle cursor for the PGAU SQL statement *stmtname* failed with Oracle error *rc*. This message is preceded by an Oracle Server message for the specific error encountered.

Action: Ensure the Oracle server supporting the PG DD is active. If the error persists, reproduce the error with tracing enabled. Supported customers should contact Oracle Worldwide Support for assistance.

PGU-35003: failure to parse SQL statement *string* for cursor *string*: *rc string*

Cause: Parsing of the PGAU SQL statement *stmtname* for Oracle cursor *curno* failed with Oracle error *rc*. This message is preceded by an Oracle Server message for the specific error encountered.

Action: Ensure the Oracle server supporting the PG DD is active. If the error persists, reproduce the error with tracing enabled. Supported customers should contact Oracle Worldwide Support for assistance.

PGU-35004: failure to bind *string* for cursor *string* statement *string*: *rc string*

Cause: Binding input variable *invar* for Oracle cursor *curno* to the PGAU SQL statement *stmtname* failed with Oracle error *rc*. This message is preceded by an Oracle Server message for the specific error encountered.

Action: Ensure the Oracle server supporting the PG DD is active. If the error persists, reproduce the error with tracing enabled. Supported customers should contact Oracle Worldwide Support for assistance.

PGU-35005: failure to define *string* for cursor *string* statement *string*: *rc string*

Cause: Defining output variable *outvar* for Oracle cursor *curno* to the PGAU SQL statement *stmtname* failed with Oracle error *rc*. This message is preceded by an Oracle Server message for the specific error encountered.

Action: Ensure the Oracle server supporting the PG DD is active. If the error persists, reproduce the error with tracing enabled. Supported customers should contact Oracle Worldwide Support for assistance.

PGU-35006: failure to execute for cursor *string* statement *string*: *rc string*

Cause: Executing Oracle cursor *curno* PGAU SQL statement *stmtname* failed with Oracle error *rc*. Possible error in PGAU GENERATE statement transaction or version parameters, or possible missing rows or misspelled in the PG DD for the requested transaction. This message is preceded by an Oracle Server message for the specific error encountered.

Action: Check that all call, data, and attribute definitions associated with the requested transaction and version are properly defined in the PG DD. If the error persists, reproduce the error with tracing enabled. Supported customers should contact Oracle Worldwide Support for assistance.

PGU-35007: failure to fetch for cursor *string* statement *string*: *rc string*

Cause: Fetch using Oracle cursor *curno* PGAU SQL statement *stmtname* failed with Oracle error *rc*. Possible error in PGAU GENERATE statement transaction or version parameters, or possible missing rows or misspelled in the PG DD for the requested transaction. This message is preceded by an Oracle Server message for the specific error encountered.

Action: Ensure the Oracle server supporting the PG DD is active. Check that all call, data, and attribute definitions associated with the requested transaction and version are properly defined in the PG DD. If the error persists, reproduce the error with tracing enabled. Supported customers should contact Oracle Worldwide Support for assistance.

PGU-35008: failure to close cursor *string* for statement *string*: *rc string*

Cause: Close of Oracle cursor *curno* for PGAU SQL statement *stmtname* failed with *rc*. This message is preceded by an Oracle Server message for the specific error encountered.

Action: Ensure the Oracle server supporting the PG DD is active. If the error persists, reproduce the error with tracing enabled. Supported customers should contact Oracle Worldwide Support for assistance.

PGU-35009: no transaction rows for statement *string*, *string string*: *rc string*

Cause: No Transaction rows were fetched from the PG DD for PGAU SQL statement *stmt* with transaction name *tname* and transaction version *tver*. The Oracle error code is *rc*. Either the transaction name and version supplied on the GENERATE statement were invalid or the transaction entry is missing from the PG DD. This message is preceded by an Oracle Server message for the specific error encountered.

Action: Ensure the requested transaction and version are properly defined in the PG DD or correct the GENERATE statement.

PGU-35010: no *string* rows for statement *string*, *id no string*: *rc string*

Cause: No *type* rows were fetched from the PG DD for PGAU SQL statement *stmt* with id number *idno*. The Oracle error code is *rc*. Either the parent PG DD entry references an invalid subordinate entry or the entry is missing from the PG DD. This message is preceded by an Oracle Server message for the specific error encountered.

Action: Ensure the requested transaction and version are properly defined in the PG DD or correct the GENERATE statement.

PGU-35011: no environment rows for statement *string*, *string string*: *rc string*

Cause: No Environment rows were fetched from the PG DD for PGAU SQL statement *stmt* with environment name *ename* and compiler number *compno*. The Oracle error code is *rc*. Either the environment specified for the transaction or the compiler specified for the data entry in the transaction were invalid, or the entries are missing from the PG DD. This message is preceded by an Oracle Server message for the specific error encountered.

Action: Ensure the requested transaction and version are properly defined in the PG DD or correct the GENERATE statement.

PGU-35012: missing transaction entry *string string*

Cause: The transaction *tname tver* was not found in the PG DD. Either the transaction name and version requested in the GENERATE statement were invalid or the transaction specified in a previous DEFINE TRANSACTION *tname* may have been deleted from or altered in the PG DD. This message may be preceded by specific messages describing the error.

Action: Correct the requested transaction and version definitions in the PG DD or correct the GENERATE statement.

PGU-35013: missing call entry for transaction *string string (string)*

Cause: A call entry under transaction definition *tname tver (tin)* was not found in the PG DD. The call entry associated with the transaction (as specified in a previous DEFINE TRANSACTION ... CALL(*cname*)) may have been deleted from or altered in the PG DD. This message may be preceded by specific messages describing the error.

Action: Correct the requested transaction and/or call definitions in the PG DD or correct the GENERATE statement to request a different transaction.

PGU-35014: missing parm entry for transaction *string string (string)* call *string string (string)*

Cause: A parameter or data entry for transaction *tname tver (tin)*, call *cname cver (cin)* was not found in the PG DD. The parm or data entry associated with the call (as specified in a previous DEFINE CALL *cname* ... PARMS(*dname*)) may have been

deleted from or altered in the PG DD. This message may be preceded by specific messages describing the error.

Action: Correct the requested transaction and/or call definitions in the PG DD or correct the GENERATE statement to request a different transaction.

PGU-35015: missing field entry for transaction *string string (string) call string string (string) parm string data string string (string)*

Cause: A data field entry for transaction *tname tver (tin)*, call *cname cver (cin)*, parm *relno* data *dname dver (din)* was not found in the PG DD. The field entry associated with this data (as specified in the input file field position or FIELD(*fname*) of a previous DEFINE or REDEFINE DATA statement) may have been deleted from or altered in the PG DD. This message may be preceded by specific messages describing the error.

Action: Correct the requested transaction and/or call definitions in the PG DD or correct the GENERATE statement to request a different transaction.

PGU-35016: missing formatted conversion entry for transaction *string string*

Cause: For transaction *tname tver*, the data field usage, mask, and maskopts entries were not found in the PG DD. PG DD field entries are selected with usage='PASS' and not null mask and maskopts columns, to identify which data fields will use UTL_RAW MAKE_..._FORMAT conversions. Possible invalid entries in pga_fields(usage,mask,maskopts) columns. This message may be preceded by specific messages describing the error.

Action: Correct the data definitions for the requested transaction in the PG DD.

PGU-35017: missing environment *string string* for *t# string d# string*

Cause: The combined environment *ename compno* was not found in the PG DD for transaction id# *tin* and data id# *din*. The environment name stored in the transaction entry and the compiler no stored in a call parameter data entry have no environment rows stored in the PG DD environment tables. This message may be preceded by specific messages describing the error.

Action: Ensure the Oracle server supporting the PG DD is active, and that the TRANSACTION ENVIRONMENT name and the DATA LANGUAGE name are defined in the PG DD with supported values. If the error persists, reproduce the error with tracing enabled. Supported customers should contact Oracle Worldwide Support for assistance.

PGU-35018: failed select for statement *string, string string: rc string*

Cause: No information was fetched from Oracle dual for SQL statement *stmt* with date format *dfmt* and time format *tfmt*. The Oracle error code is *rc*. Either the date and time formats specified are invalid or some other Oracle server error occurred. This message is preceded by an Oracle Server message for the specific error encountered.

Action: Ensure the Oracle server supporting PGAU is active. If the error persists, reproduce the error with tracing enabled. Supported customers should contact Oracle Worldwide Support for assistance.

PGU-39100: EP

Cause: Subroutine Call Tracing Active. The indicated subroutine was called.

Action: None

PGU-39101: RP rc %4li

Cause: Subroutine Call Tracing Active. The indicated subroutine is returning with the return code shown.

Action: None

PGU-39102: EP *number, number, number, string, string, string, string, string, string, string, number, number*

Cause: Subroutine Call Tracing Active. The GPG main routine was called from PGAU.

Action: None

PGU-39103: RP rc %4li, *string* exit

Cause: Subroutine Call Tracing Active. The indicated subroutine is returning from its indicated exit with the non-success return code shown.

Action: None

PGU-39107: EP *number*

Cause: Subroutine Call Tracing Active. The indicated subroutine was called.

Action: None

PGU-39108: EP *string, string*

Cause: Subroutine Call Tracing Active. The indicated subroutine was called.

Action: None

PGU-39110: EP *stringstring*

Cause: Subroutine Call Tracing Active. The indicated subroutine was called.

Action: None

PGU-39111: EP *f#string, number, string, string, string*

Cause: Subroutine Call Tracing Active. The indicated subroutine was called.

Action: None

PGU-39112: EP *string => string*

Cause: Subroutine Call Tracing Active. The indicated subroutine was called.

Action: None

PGU-39113: EP *number for string bytes*

Cause: Subroutine Call Tracing Active. The indicated subroutine was called.

Action: None

PGU-39114: EP *stringstring, stringstring, string*

Cause: Subroutine Call Tracing Active. The indicated subroutine was called.

Action: None

PGU-39116: EP *p-number, c-number*

Cause: Subroutine Call Tracing Active. The indicated subroutine was called.

Action: None

PGU-39117: EP *p-number, c-number, LD string*

Cause: Subroutine Call Tracing Active. The indicated subroutine was called.

Action: None

PGU-39118: EP *string, string, string*

Cause: Subroutine Call Tracing Active. The indicated subroutine was called.

Action: None

PGU-39119: EP *string, c#string, d#string, f#string, string*

Cause: Subroutine Call Tracing Active. The indicated subroutine was called.

Action: None

PGU-39120: EP *c-number, p-number, f-number*

Cause: Subroutine Call Tracing Active. The indicated subroutine was called.

Action: None

PGU-39121: EP *d#string, f#string*

Cause: Subroutine Call Tracing Active. The indicated subroutine was called.

Action: None

PGU-39122: EP *number, string, string*

Cause: Subroutine Call Tracing Active. The indicated subroutine was called.

Action: None

PGU-39123: EP *string, string, number*

Cause: Subroutine Call Tracing Active. The indicated subroutine was called.

Action: None

PGU-39124: EP *string, string*

Cause: Subroutine Call Tracing Active. The indicated subroutine was called.

Action: None

PGU-39125: EP *string, string, string*

Cause: Subroutine Call Tracing Active. The indicated subroutine was called.

Action: None

PGU-39126: EP *string, string, string, string*

Cause: Subroutine Call Tracing Active. The indicated subroutine was called.

Action: None

PGU-39127: EP *string, string*

Cause: Subroutine Call Tracing Active. The indicated subroutine was called.

Action: None

PGU-39128: EP *string, stringstring, string*

Cause: Subroutine Call Tracing Active. The indicated subroutine was called.

Action: None

PGU-39200: Initialization rc %4li

Cause: Initialization/Termination Tracing Active. Successful initialization by indicated subroutine.

Action: None

PGU-39201: Initialization failure rc %4li

Cause: Initialization/Termination Tracing Active. Failed initialization by indicated subroutine.

Action: None

PGU-39210: Termination rc %4li

Cause: Initialization/Termination Tracing Active. Successful termination by indicated subroutine.

Action: None

PGU-39211: Termination failure rc %4li

Cause: Initialization/Termination Tracing Active. Failed termination by indicated subroutine.

Action: None

PGU-39300: QM rc %4li, number

Cause: Queue Management Tracing Active. Successful alteration of the TDT.

Action: None

PGU-39301: QM failure rc %4li, number

Cause: Queue Management Tracing Active. Failed alteration of the TDT.

Action: None

PGU-39302: QM p-stringstring, c-f#string, LD string

Cause: Queue Management Tracing Active. Successful alteration of the TDT.

Action: None

PGU-39303: QM warning rc %4li, number

Cause: Queue Management Tracing Active. Requested structure not located.

Action: None

PGU-39400: IT read %4li bytes from string

Cause: Initiation/Termination Tracing Active. Successful read of file or segment data.

Action: None

PGU-39404: IO file string string for string mode

Cause: I/O Tracing Active. Successful file control operation.

Action: None

PGU-39405: IO string %4li bytes string

Cause: I/O Tracing Active. Successful read/write of file or segment data.

Action: None

PGU-39500: DD rc %4li, number stringstring

Cause: Data Dictionary Tracing Active. Successful select and load of a PG DD entry

Action: None

PGU-39501: DD rc %4li - warning

Cause: Data Dictionary Tracing Active. Failed select and/or load of a PG DD entry

Action: None

PGU-39502: DD rc %4li, number string string string string
Cause: Data Dictionary Tracing Active. Successful select and load of a format conversion block
Action: None

PGU-39503: OC %3ls %5ls %2li
Cause: Oracle Call Tracing Active. Successful cursor operation
Action: None

PGU-39504: DD rc %4li, string, string, string
Cause: Data Dictionary Tracing Active. Successful select from dual for current session attributes
Action: None

PGU-39510: OC %7ls %12ls cursor %2li %3ls, rc string
Cause: Oracle Call Tracing Active. Successful BIND variable operation
Action: None

PGU-39512: OC %7ls %12ls cursor %2li %3ls, rc string
Cause: Oracle Call Tracing Active. Successful DEFINE operation
Action: None

PGU-39513: OC %7ls cursor %2li %3ls, rc string
Cause: Oracle Call Tracing Active. Successful EXECUTE operation
Action: None

PGU-39514: OC %7ls cursor %2li %3ls, rows string, rc string
Cause: Oracle Call Tracing Active. Successful FETCH operation
Action: None

PGU-39600: TG TIP string, SFD string
Cause: TIP package generation tracing active. Successful generation of TIP specification function definition.
Action: None

PGU-39601: TG TIP string, SVD string
Cause: TIP package generation tracing active. Successful generation of TIP specification variable definition.
Action: None

PGU-39602: TG string for string=string string, string l=string o=string
Cause: TIP package generation tracing active. Successful generation of TIP data conversion logic. This trace entry is written at the completion of generation for every data parameter of a TIP call and field of a data parameter. There should be one trace for every parameter exchanged by the TIP and one trace for every data field of each parameter.
Action: None

PGU-39603: TG DBlink string, rpc string
Cause: TIP package generation tracing active. Successful generation of specified PGA gateway server RPC.

Action: None

PGU-39604: TG edit var *string* PLS *string*

Cause: TIP package generation tracing active. Successful generation of specified PL/SQL variable conversion.

Action: None

PGU-39605: TG F-chk *string string f#string fl=string stringstring pl=string*

Cause: TIP package generation tracing active. Successful syntax check of cobol field.

Action: None

PGU-39606: TG %8ls=> *string*

Cause: TIP package generation tracing active. Successful syntax check of cobol field. This trace entry is supplemental to 39605.

Action: None

PGU-39607: TG %8ls=> a#*string string string*

Cause: TIP package generation tracing active. Successful syntax check of cobol field numeric attribute This trace entry is supplemental to 39605.

Action: None

PGU-39608: TG %8ls=> a#*string string string*

Cause: TIP package generation tracing active. Successful syntax check of cobol field numeric attribute This trace entry is supplemental to 39605.

Action: None

PGU-39609: TG %8ls=> a#*string string string*

Cause: TIP package generation tracing active. Successful syntax check of cobol field date attribute This trace entry is supplemental to 39605.

Action: None

PGU-39610: TG *string for string #string string, string*

Cause: TIP package generation tracing active. Successful generation of TIP Function. This trace entry is written at the completion of generation for every TIP public function. There should be one trace of this type for every Call defined in the Transaction.

Action: None

PGU-39620: TG rc %4li, *string*

Cause: TIP package generation tracing active. Successful alignment/offset computation

Action: None

PGU-41000: invalid field definition syntax

Cause: An field definition is invalid. There may be invalid punctuation or an invalid keyword present.

Action: Delete invalid punctuation; replace invalid keyword.

PGU-41001: unexpected end of input

Cause: An unexpected end-of-file condition has occurred in the PGAU command stream.

Action: Check the PGAU statement for proper syntax and premature ending on the last line.

PGU-41002: improper REPORT statement

Cause: There is a syntax error in the REPORT statement.

Action: Check for misspelled items or unbalanced parentheses within the REPORT statement.

PGU-41003: invalid data field definition name

Cause: A DEFINE or REDEFINE DATA statement has specified an invalid field name for a field definition. The field name may be missing. A field name must begin with an alphabetic character and contain only alphanumeric characters or an underscore ('_'). Syntax checking only continues with the next statement.

Action: Correct the specification of the field name or its delimiters. Supply the field name if it is missing.

PGU-41004: invalid delimiter

Cause: An invalid delimiter has been found (such as a parenthesis or comma in the wrong place).

Action: The delimiter may have to be deleted. Or there may be tokens missing before the delimiter.

PGU-41005: invalid PGAU statement syntax

Cause: A token has been found which is not a valid PGAU keyword, delimiter, or identifier name. Syntax checking only continues with the next statement.

Action: Correct the PGAU statement.

PGU-41006: value for parameter '*string*' missing

Cause: The parameter keyword *keyword* was properly specified but parameter value was not found. Syntax checking only continues with the next statement.

Action: Supply the missing parameter value or remove the keyword from the PGAU statement. PGAU parameter values should be enclosed in parentheses immediately following the keyword with no intervening space. statement.

PGU-41007: parameter '*string*' was previously specified

Cause: The parameter *dupparm* has been specified earlier in a PGAU statement and is only allowed once. Syntax checking only continues with the next statement.

Action: Remove one of the duplicated specifications from the statement.

PGU-41008: invalid DATA definition dname specified

Cause: An invalid token has been specified for the data name for a DEFINE DATA or REDEFINE DATA statement. A DATA identifier dname must begin with an alphabetic character and contain only alphanumeric characters. Syntax checking only continues with the next statement.

Action: Correct the DATA dname identifier in the statement.

PGU-41012: invalid PLSDNAME parameter

Cause: The parameter specified in the PLSDNAME clause of a DEFINE or REDEFINE DATA statement does not comply with PL/SQL syntax for PL/SQL variable names. Syntax checking only continues with the next statement.

Action: Correct the PLSDNAME parameter to use a name which complies with PL/SQL syntax for data variables.

PGU-41013: invalid LANGUAGE parameter

Cause: The LANGUAGE parameter in a DEFINE or REDEFINE DATA statement is not a valid PGA Compiler Language. Syntax checking only continues with the next statement.

Action: Correct the LANGUAGE parameter to specify a valid PGA Compiler language. Valid languages are: "IBMVSCOBOLII"

PGU-41014: invalid USAGE parameter

Cause: The USAGE parameter in a DEFINE or REDEFINE DATA statement is not a valid PGAU usage. Syntax checking only continues with the next statement.

Action: Correct the USAGE parameter to specify a valid use. Valid use choices are SKIP, ASIS, PASS, and NULL.

PGU-41015: USAGE parameter was previously specified

Cause: The USAGE parameter has already been specified in a DEFINE or REDEFINE DATA statement and is only allowed once per data definition. Syntax checking only continues with the next statement.

Action: Remove the second specification of USAGE from the PGAU statement.

PGU-41016: LANGUAGE parameter was previously specified

Cause: The LANGUAGE parameter has already been specified in a DEFINE or REDEFINE DATA statement and is only allowed once per data definition. Syntax checking only continues with the next statement.

Action: Remove the second specification of LANGUAGE from the PGAU statement.

PGU-41017: PLSDNAME parameter was previously specified

Cause: The PLSDNAME parameter has already been specified in a DEFINE or REDEFINE DATA statement and is only allowed once per data definition. Syntax checking only continues with the next statement.

Action: Remove the second specification of PLSDNAME from the statement.

PGU-41018: invalid COMPOPTS parameter

Cause: The COMPOPTS parameter in a DEFINE or REDEFINE DATA statement is not a valid compiler option string recognized by PGAU. Syntax checking only continues with the next statement.

Action: Correct the COMPOPTS parameter to specify valid options. The only valid option is 'TRUNC(BIN)'.

PGU-41019: COMPOPTS parameter was previously specified

Cause: The COMPOPTS parameter has already been specified in a DEFINE or REDEFINE DATA statement and is only allowed once per data definition. Syntax checking only continues with the next statement.

Action: Remove the second specification of COMPOPTS from the PGAU statement.

PGU-41020: invalid CALL definition cname specified

Cause: The token is not a valid call identifier name for a DEFINE CALL statement. A CALL identifier cname must begin with an alphabetic character and contain only alphanumeric characters. Syntax checking only continues with the next statement.

Action: Correct the CALL cname identifier in the statement.

PGU-41021: PKGCALL parameter was previously specified

Cause: The PKGCALL parameter has already been specified in a DEFINE CALL statement and is only allowed once per call definition. Syntax checking only continues with the next statement.

Action: Remove the second specification of PKGCALL from the statement.

PGU-41022: invalid PKGCALL parameter

Cause: The function name specified in the PKGCALL parameter of a DEFINE CALL statement does not comply with PL/SQL syntax for PL/SQL function names. Syntax checking only continues with the next statement.

Action: Correct the PKGCALL parameter to use a name which complies with PL/SQL syntax for function calls.

PGU-41025: invalid VERSION number specified

Cause: The token is not a valid version number in a PGAU DEFINE or UNDEFINE CALL or TRANSACTION statement, or in a GENERATE statement. Valid version numbers are all numeric and must match the Oracle sequence object value reported by a previous DEFINE statement. Syntax checking only continues with the next statement.

Action: Correct the VERSION number in the statement.

PGU-41026: PARMS parameter was previously specified

Cause: The PARMS parameter has already been specified in a DEFINE CALL statement and is only allowed once per call definition. Syntax checking only continues with the next statement.

Action: Remove the second specification of PARMS from the statement.

PGU-41029: invalid TRANSACTION CALL cname specified

Cause: The token is not a valid call identifier name for specifying CALLs in a DEFINE TRANSACTION statement. A CALL identifier cname must begin with an alphabetic character and contain only alphanumeric characters, and must have originated in a previous DEFINE CALL statement. Syntax checking only continues with the next statement.

Action: Correct the TRANSACTION CALL cname parameter in the statement.

PGU-41030: NLS_LANGUAGE parameter was previously specified

Cause: The NLS_LANGUAGE parameter has already been specified in a DEFINE TRANSACTION statement and is only allowed once per transaction definition. Syntax checking only continues with the next statement.

Action: Remove the second specification of NLS_LANGUAGE from the statement.

PGU-41031: parameter '*string*' specifies undefined Oracle NLS name '*string*'

Cause: The PGAU parameter *parm* specifies an Oracle NLS language name *nlsname* which is not defined on the Oracle server to which PGAU is connected. The language *nlsname* is not defined possibly because it was not selected when Oracle was installed, or the GENERATE'd TIPs are intended to execute on another Oracle, or it is not a valid Oracle NLS Language, i.e. misspelled or unsupported. Syntax checking only continues with the next statement.

Action: Correct the parameter value to specify a valid Oracle NLS Language, or install the language, or ensure the TIPs execute on a server which has the NLS language installed, (in which case this message may be considered a warning). Valid languages must begin with an alphabetic character, contain only alphanumeric characters, not

exceed 40 characters in length. Supported customers may contact Oracle Worldwide Support for assistance with installing or determining NLS language support for your platform.

PGU-41032: ENVIRONMENT parameter was previously specified

Cause: The ENVIRONMENT parameter has already been specified in a DEFINE TRANSACTION statement and is only allowed once per transaction definition. Syntax checking only continues with the next statement.

Action: Remove the second specification of ENVIRONMENT from the statement.

PGU-41033: invalid ENVIRONMENT parameter

Cause: The ENVIRONMENT parameter in a DEFINE TRANSACTION statement is not a valid PGA ENVIRONMENT. Syntax checking only continues with the next statement.

Action: Correct the ENVIRONMENT parameter to specify a valid PGA ENVIRONMENT. Valid environments are: "IBM370"

PGU-41034: SIDEPROFILE parameter was previously specified

Cause: The SIDEPROFILE parameter as already been specified in a DEFINE TRANSACTION statement and is only allowed once per transaction definition. Syntax checking only continues with the next statement.

Action: Remove the second specification of SIDEPROFILE from the statement.

PGU-41035: invalid SIDEPROFILE name specified

Cause: The token is not a valid name for specifying an SNA Side Profile in a DEFINE TRANSACTION statement. A Side Profile name must begin with an alphabetic character and contain only alphanumeric characters. Syntax checking only continues with the next statement.

Action: Correct the TRANSACTION SIDEPROFILE parameter in the statement.

PGU-41036: LUNAME parameter was previously specified

Cause: The LUNAME parameter has already been specified in a DEFINE TRANSACTION statement and is only allowed once per transaction definition. Syntax checking only continues with the next statement.

Action: Remove the second specification of LUNAME from the statement.

PGU-41037: invalid LUNAME name specified

Cause: The token is not a valid name for specifying an SNA LU name in a DEFINE TRANSACTION statement. An LU name must begin with an alphabetic character and contain only alphanumeric characters. Syntax checking only continues with the next statement.

Action: Correct the TRANSACTION LUNAME parameter in the statement.

PGU-41038: TPNAME parameter was previously specified

Cause: The TPNAME parameter has already been specified in a DEFINE TRANSACTION statement and is only allowed once per transaction definition. Syntax checking only continues with the next statement.

Action: Remove the second specification of TPNAME from the statement.

PGU-41039: invalid TPNAME name specified

Cause: The token is not a valid name for specifying an SNA TP name in a DEFINE TRANSACTION statement. A TP name must begin with an alphabetic character and

contain only alphanumeric characters. Syntax checking only continues with the next statement.

Action: Correct the TRANSACTION TPNAME parameter in the statement.

PGU-41040: LOGMODE parameter was previously specified

Cause: The LOGMODE parameter has already been specified in a DEFINE TRANSACTION statement and is only allowed once per transaction definition. Syntax checking only continues with the next statement.

Action: Remove the second specification of LOGMODE from the statement.

PGU-41041: invalid LOGMODE name specified

Cause: The token is not a valid name for specifying an SNA logmode in a DEFINE TRANSACTION statement. A logmode must begin with an alphabetic character and contain only alphanumeric characters. Syntax checking only continues with the next statement.

Action: Correct the TRANSACTION LOGMODE parameter in the statement.

PGU-41042: SYNCLEVEL parameter was previously specified

Cause: The SYNCLEVEL parameter has already been specified in a DEFINE TRANSACTION statement and is only allowed once per transaction definition. Syntax checking only continues with the next statement.

Action: Remove the second specification of SYNCLEVEL from the statement.

PGU-41043: invalid SYNCLEVEL value specified

Cause: The token is not a valid value for specifying an APPC SYNC level in a DEFINE TRANSACTION statement. The only values allowed for SYNC level are 0 and 1. Syntax checking only continues with the next statement.

Action: Correct the TRANSACTION SYNCLEVEL parameter in the statement.

PGU-41044: invalid TRANSACTION name

Cause: The token is not a valid transaction identifier name in a DEFINE TRANSACTION statement. A transaction name must begin with an alphabetic character and contain only alphanumeric characters. Syntax checking only continues with the next statement.

Action: Correct the TRANSACTION name parameter in the statement.

PGU-41045: missing call name in DEFINE TRANSACTION

Cause: PGAU DEFINE TRANSACTION syntax requires a call name which was not found. Syntax checking only continues with the next statement.

Action: Correct the DEFINE TRANSACTION statement to specify a call name.

PGU-41046: SIDEPROFILE omitted: all of LUNAME, TPNAME, and LOGMODE required

Cause: If the SNA SIDEPROFILE parameter is not specified, then all three of the LUNAME, TPNAME and LOGMODE parameters must be specified in a DEFINE TRANSACTION statement. Syntax checking only continues with the next statement.

Action: Correct the DEFINE TRANSACTION statement to specify either (1) the SIDEPROFILE parameter, (2) all three of the LUNAME, TPNAME and LOGMODE parameters, or (3) the SIDEPROFILE parameter and any combination of the LUNAME, TPNAME, and LOGMODE parameters.

PGU-41048: CALL parameter was previously specified

Cause: The CALL parameter has already been specified in a DEFINE TRANSACTION statement and is only allowed once per transaction definition. Syntax checking only continues with the next statement.

Action: Remove the second specification of CALL parameter from the statement.

PGU-41049: DEFINE TRANSACTION parameter *string* previously specified

Cause: The parameter *parm* has already been specified in a DEFINE TRANSACTION statement and is only allowed once per transaction definition. Syntax checking only continues with the next statement.

Action: Remove the second specification of the parameter *parm* from the DEFINE TRANSACTION statement.

PGU-41053: VERSION parameter was previously specified

Cause: The VERSION parameter has already been specified, and is only allowed once in a GENERATE or REDEFINE statement. Syntax checking only continues with the next statement.

Action: Remove the second specification of VERSION from the statement.

PGU-41054: invalid version number in VERSION parameter

Cause: The version number must follow the VERSION keyword enclosed in parenthesis in a GENERATE or REDEFINE statement. Syntax checking only continues with the next statement.

Action: Correct the version number specification in the VERSION parameter.

PGU-41055: invalid FIELD or PLSFNAME name for indicated language

Cause: The token is not a valid field identifier name in the specified language for specifying a FIELD or PLSFNAME parameter in a REDEFINE DATA statement. A field identifier name must obey the naming conventions of the specified language. In COBOL, only alphamerics may be used in addition to the hyphen character and the first character must be alphabetic. Syntax checking only continues with the next statement.

Action: Correct the FIELD or PLSFNAME identifier name in the statement.

PGU-41058: invalid transaction name specified

Cause: The token is not a valid transaction identifier name for a GENERATE statement. A transaction identifier name must begin with an alphabetic character and contain only alphanumeric characters, and must have originated in a previous DEFINE TRANSACTION statement. Syntax checking only continues with the next statement.

Action: Correct the transaction identifier name in the statement.

PGU-41059: PKGNAME parameter was previously specified

Cause: The PKGNAME parameter has already been specified in a GENERATE statement and is only allowed once per GENERATE request. Syntax checking only continues with the next statement.

Action: Remove the second specification of PKGNAME from the statement.

PGU-41060: invalid PKGNAME name specified

Cause: The token is not a valid identifier name for specifying the PL/SQL TIP package name in a GENERATE statement. A package name identifier must begin

with an alphabetic character and contain only alphanumeric characters. Syntax checking only continues with the next statement.

Action: Correct the GENERATE PKGNAME parameter in the statement.

PGU-41061: OUTFILE parameter was previously specified

Cause: The OUTFILE parameter has already been specified in a GENERATE statement and is only allowed once per GENERATE request. Syntax checking only continues with the next statement.

Action: Remove the second specification of OUTFILE from the statement.

PGU-41063: DIAGNOSE parameter was previously specified

Cause: The DIAGNOSE parameter has already been specified in a GENERATE statement and is only allowed once per GENERATE request. Syntax checking only continues with the next statement.

Action: Remove the second specification of DIAGNOSE from the statement.

PGU-41064: PGANODE parameter was previously specified

Cause: The PGANODE parameter *keyword* has already been specified in a GENERATE statement and is only allowed once per GENERATE request. Syntax checking only continues with the next statement.

Action: Remove the second specification of PGANODE from the statement.

PGU-41065: invalid PGANODE name specified

Cause: The token is not a valid PGA node identifier name in a GENERATE statement. A PGA node identifier name must begin with an alphabetic character and contain only alphanumeric characters, and be a valid Oracle DB link name. Syntax checking only continues with the next statement.

Action: Correct the PGANODE parameter in the statement.

PGU-41068: unable to open the input definition file

Cause: An error occurred opening the input definition file specified with the INFILE parameter in a DEFINE or REDEFINE DATA statement. Syntax checking only continues with the next statement.

Action: Ensure that the input definition file exists and read access is allowed to the input definition file.

PGU-41070: COBOL inline definition must start with left-paren at line end

Cause: A COBOL inline definition starts with a left parenthesis. The left parenthesis must be the last character on the line preceding any COBOL data definition statements.

Action: Make sure an inline COBOL data definition starts on a line following a left parenthesis

PGU-41071: missing LANGUAGE parameter

Cause: PGAU DEFINE or REDEFINE DATA syntax requires a LANGUAGE parameter which was not found. Syntax checking only continues with the next statement.

Action: Correct the DEFINE or REDEFINE DATA statement to specify a LANGUAGE parameter.

PGU-41072: OPTIONS parameter was previously specified

Cause: The OPTIONS parameter has already been specified in a GENERATE statement and is only allowed once per GENERATE request. Syntax checking only continues with the next statement.

Action: Remove the second specification of OPTIONS from the statement.

PGU-41073: repeated OPTIONS subparameter

Cause: The indicated subparameter was previously specified in an OPTIONS parameter. The only valid OPTIONS subparameter is UDF. It may be specified only once per GENERATE statement. Syntax checking only continues with the next statement.

Action: Remove the duplicate subparameter from the OPTIONS specification.

PGU-41075: TRACE parameter was previously specified

Cause: The TRACE parameter has already been specified in a GENERATE statement and is only allowed once per GENERATE request. Syntax checking only continues with the next statement.

Action: Remove the second specification of TRACE from the statement.

PGU-41076: repeated TRACE or PKGEX parameter

Cause: The indicated parameter was previously specified in a DIAGNOSE TRACE or PKGEX parameter. The valid TRACE parameters are SE, IT, QM, IO, OC, DD, and TG. The valid PKGEX parameters are DC and DR. Each may be specified only once per GENERATE statement. Syntax checking only continues with the next statement.

Action: Remove the duplicate parameter from the TRACE/PKGEX specification.

PGU-41077: PKGEX parameter was previously specified

Cause: The PKGEX parameter has already been specified in a GENERATE statement and is only allowed once per GENERATE request.

Action: Remove the second specification of PKGEX from the statement.

PGU-41079: data definition *string version number* inserted into PG DD

Cause: PGAU inserted the data definition *dname* with version number *dver* as the result of processing a DEFINE DATA statement.

Action: Note the VERSION number of the data definition for future reference.

PGU-41080: call definition *string version number* inserted into PG DD

Cause: PGAU inserted the call definition *cname* with version number *cver* as the result of processing a DEFINE CALL statement.

Action: Note the VERSION number of the call definition for future reference.

PGU-41081: transaction definition *string version number* inserted into PG DD

Cause: PGAU inserted the transaction definition *tname* with version number *tver* as the result of processing a DEFINE TRANSACTION statement.

Action: Note the VERSION number of the transaction definition for future reference.

PGU-41082: data definition *string version number* updated in PG DD

Cause: PGAU updated the data definition *dname* with version number *dver* as the result of processing a REDEFINE DATA statement.

Action: None required. This is an informational message.

PGU-41083: data definition *string* version *number* deleted from PG DD

Cause: PGAU deleted the data definition *dname* with version number *dver* as the result of processing an UNDEFINE DATA statement.

Action: None required. This is an informational message.

PGU-41084: call definition *string* version *number* deleted from PG DD

Cause: PGAU deleted the call definition *cname* with version number *cver* as the result of processing an UNDEFINE CALL statement.

Action: None required. This is an informational message.

PGU-41085: transaction definition *string* version *number* deleted from PG DD

Cause: PGAU deleted the transaction definition *tname* with version number *tver* as the result of processing an UNDEFINE TRANSACTION statement.

Action: None required. This is an informational message.

PGU-41086: length of *string* token exceeds maximum allowed length of *number*

Cause: The object name of type *var* is longer than the maximum length *len* allowed by PGAU. Only syntax checking continues with the next statement.

Action: Reduce the length of the indicated name.

PGU-41087: data name *string* does not exist

Cause: A DEFINE CALL references a data definition name *dname* that does not exist.

Action: Use only previously defined data definitions in a DEFINE CALL statement.

PGU-41088: data name *string* or specified version (*number*) of data name *string* does not exist

Cause: A DEFINE CALL references a data definition name *dname* that does not exist, or specified a non-existent version *dver* of the data definition *dname*.

Action: Use only previously defined data definitions in a DEFINE CALL statement.

PGU-41089: call name *string* does not exist

Cause: A DEFINE TRANSACTION references a call definition name *cname* that does not exist.

Action: Use only previously defined call definitions in a DEFINE TRANSACTION statement.

PGU-41090: call name *string* or specified version (*number*) of call name *string* does not exist

Cause: A DEFINE TRANSACTION references a call definition name *cname* that does not exist, or specified a non-existent version *cver* of the call definition *cname*.

Action: Use only previously defined data definitions in a DEFINE TRANSACTION statement.

PGU-41091: data name *string* does not exist

Cause: An UNDEFINE DATA references a data definition name *dname* that does not exist.

Action: Use only previously defined data definitions in an UNDEFINE DATA statement.

PGU-41092: data name *string* or specified version (*number*) of data name *string* does not exist

Cause: An UNDEFINE DATA references a data definition name *dname* that does not exist, or specified a non-existent version *dver* of the data definition *dname*.

Action: Use only previously defined data definitions in an UNDEFINE DATA statement.

PGU-41093: call name *string* does not exist

Cause: An UNDEFINE CALL references a call definition name *cname* that does not exist.

Action: Use only previously defined call definitions in an UNDEFINE CALL statement.

PGU-41094: call name *string* or specified version (*number*) of call name *string* does not exist

Cause: An UNDEFINE CALL references a call definition name *cname* that does not exist, or specified a non-existent version *cver* of the call definition *cname*.

Action: Use only previously defined call definitions in an UNDEFINE CALL statement.

PGU-41095: transaction name *string* does not exist

Cause: An UNDEFINE TRANSACTION references a transaction definition name *tname* that does not exist.

Action: Use only previously defined transaction definitions in an UNDEFINE TRANSACTION statement.

PGU-41096: transaction name *string* or specified version (*number*) of transaction name *string* does not exist

Cause: An UNDEFINE TRANSACTION references a transaction definition name *tname* that does not exist, or specified a non-existent version *tver* of the transaction definition *tname*.

Action: Use only previously defined transaction definitions in an UNDEFINE TRANSACTION statement.

PGU-41097: language parameter given in REDEFINE DATA conflicts with DEFINE DATA

Cause: The LANGUAGE parameter in a REDEFINE DATA statement for a given dataname specifies a language different than the language originally specified in the DEFINE DATA statement for the given dataname.

Action: Change the LANGUAGE parameter in the REDEFINE DATA statement to that of the original DEFINE DATA statement. The associated language-dependent field definitions must also be changed.

PGU-41100: FIELD parameter on REDEFINE specifies unknown field name (*string*)

Cause: A REDEFINE with the FIELD parameter specifies a field name *fname* that does not currently exist in the data object being REDEFINED.

Action: Specify the correct field name on the FIELD parameter. Use the REPORT DATA statement to list current field names.

PGU-41101: INFILE parameter given on DEFINE DATA with inline data

Cause: An INFILE parameter was found on a DEFINE DATA statement, but an inline data definition was also found. Only one of the two forms is allowed in a single DEFINE DATA statement.

Action: Remove the INFILE specification or the inline data definition.

PGU-41102: data definition missing on *string* DATA

Cause: Neither an inline data definition nor an INFILE parameter was found in a DEFINE DATA or REDEFINE DATA statement. One of these is required in a DEFINE DATA. One of these may be required in a REDEFINE DATA depending on other parameters given.

Action: Specify either an INFILE parameter or an inline data definition.

PGU-41103: INFILE parameter was previously specified

Cause: The INFILE parameter has already been specified in a DEFINE DATA or REDEFINE DATA statement and is only allowed once per data definition or redefinition. Syntax checking only continues with the next statement.

Action: Remove the second specification of INFILE from the statement.

PGU-41105: memory exhausted

Cause: An attempt to allocated memory failed.

Action: Supported customers should contact Oracle Worldwide Support for assistance.

PGU-41106: missing left parenthesis in a GROUP

Cause: Left parenthesis must immediately follow a GROUP verb

Action: Examine source for missing left parenthesis.

PGU-41107: GROUP within a GROUP not allowed

Cause: A GROUP was found within a GROUP.

Action: There is no need to have a recursive GROUP. Delete the inner GROUP along with its enclosing parentheses.

PGU-41108: data definition *string* does not exist

Cause: A data name, *name*, was specified but does not exist.

Action: Check *name* for a misspelling or, if an explicit version was specified, recheck for a misnumbering. Use the REPORT verb to find out what really exists.

PGU-41109: field name *string* does not exist in data definition *string*

Cause: The field name *fld* does not exist in the data definition named *dnm*.

Action: Check the data definition named *dnm* for the existence of a field named *fld*. Use the REPORT verb to find out what really exists in the data definition named *dnm*.

PGU-41110: field name *string* appears multiple times in data definition *string*

Cause: A REDEFINE specifies the field name *fld*; this field name is multiply defined in the data definition *dnm*. The field name must be sufficiently qualified to remove the ambiguity so that a unique field may be referenced.

Action: Replace the ambiguous field name *fld* with a sufficiently qualified field name. An example of a qualified field name is SUBFIELD2 OF FIELD1 (or the generic equivalent, FIELD1.SUBFIELD2). It may be easier to just spool the output for a

REPORT of the DATA definition for *dnm* into an output file, edit the output file, and DEFINE the DATA object named *dnm* anew.

PGU-41111: missing *string* name

Cause: A DEFINE or REDEFINE statement is missing the name of a transaction object, a call object, or a data object. *token* is the type of object.

Action: Supply the missing name (as well as any other parameters that are surely needed).

PGU-41112: invalid name for UNDEFINE *string*

Cause: The identifier name in an UNDEFINE statement is invalid. An identifier name must begin with an alphabetic character and contain only alphanumeric characters. *token* is the type of object.

Action: Check the name for illegal characters in the identifier name.

PGU-41113: invalid WITH operand

Cause: The token is not a valid operand in a WITH phrase. Only DATA and CALLS are valid.

Action: WITH must be followed by DATA or CALLS.

PGU-41114: duplicate WITH operand

Cause: An identical WITH phrase has been previously found in this statement.

Action: Delete one of the identical phrases.

PGU-41115: invalid WITH operand in this context

Cause: A WITH phrase has been found in an invalid context. The phrase WITH CALLS can appear only in an UNDEFINE TRANSACTION; the phrase WITH DATA cannot appear in an UNDEFINE DATA.

Action: Delete the offending WITH phrase

PGU-41119: expecting one of DATA, CALL, or TRANSACTION in a DEFINE

Cause: One of DATA, CALL, or TRANSACTION must be given to specify what type of object is to be defined.

Action: Insert one of DATA, CALL, or TRANSACTION into the command.

PGU-41120: VERSION parameter conflicts with UNDEFINE ALL

Cause: A VERSION parameter was found in an UNDEFINE ALL.

Action: Either delete the ALL (in UNDEFINE ALL) or delete the VERSION parameter.

PGU-41121: invalid DIAGNOSE parameter

Cause: An invalid sub-parameter was found within a DIAGNOSE parameter.

Action: Check the sub-parameter for misspelling.

PGU-41122: no transaction name given in a GENERATE statement

Cause: The transaction name is missing.

Action: Provide a transaction name.

PGU-41123: expecting DATA (type of object)

Cause: DATA was expected to be found at this point in the REDEFINE.

Action: Examine the REDEFINE statement for the missing DATA token and insert if necessary.

PGU-41124: expecting one of DATA, CALL, or TRANSACTION in an UNDEFINE
Cause: One of DATA, CALL, or TRANSACTION must be given to specify what type of object is to be deleted.

Action: Insert one of DATA, CALL, or TRANSACTION into the command.

PGU-41125: expecting the name of a *string* object

Cause: The type of object (DATA, CALL, or TRANSACTION) must be followed by a name for the object.

Action: Insert the name of a DATA, CALL, or TRANSACTION object.

PGU-41126: WITH token immediately followed by another WITH token

Cause: There are two successive WITH tokens in the command input stream.

Action: Insert DATA or CALLS after the WITH token depending on which type of referenced objects should also be UNDEFINEd or REPORTed.

PGU-41127: a DATA or CALLS token was found but not preceded by a WITH token

Cause: There is a missing WITH token before DATA or CALLS

Action: Insert the WITH token in the proper place.

PGU-41128: a WITH token ends *string*

Cause: A WITH token was found as the last token in an UNDEFINE or REPORT command.

Action: The WITH token must be followed either by DATA or CALLS to delete or REPORT all referenced DATA or CALLS.

PGU-41129: parameter *string* invalid without FIELD parameter

Cause: The FIELD parameter is a pre-requisite to specify the *parm* parameter because *parm* applies to FIELDS within a DATA redefinition. PGAU REDEFINE parameters which require FIELD are: - PLSFNAME - CODEPAGE

Action: Include the FIELD parameter in the REDEFINE statement to indicate to which FIELD the redefinition of *parm* applies, or remove the *parm* specification.

PGU-41131: FIELD specified, but USAGE, PLSFNAME, or language input absent

Cause: The FIELD keyword must be accompanied by at least one of the following keywords: USAGE, PLSFNAME, INFILE.

Action: Make sure at least one of the above keywords is specified.

PGU-41132: language input defines more than one field

Cause: A REDEFINE DATA with the FIELD option indicates that a single field is being redefined. The language input contained definitions for more than one field.

Action: Delete the extra field definitions.

PGU-41133: language input defines no data field for REDEFINE ... FIELD(...)

Cause: A REDEFINE DATA with the FIELD option indicates that a single field is being redefined. However, the language input contained no field definitions.

Action: Supply the (single) field definition in the language input.

PGU-41134: no *string* PGAU objects satisfied the REPORT request

Cause: A REPORT command requested information about a group of unnamed PGAU data objects with a type specified by *token*. But there were no objects of that type.

Action: This is an informational message.

PGU-41135: no PGAU *string* objects named *string* satisfied the REPORT request

Cause: A REPORT command requested information about a PGAU data object with a type specified by *type* and a name of *name*. But there were no objects of that *type* with the given *name*.

Action: This is an informational message.

PGU-41136: no *string* PGAU object named *string* at version *number* satisfied the REPORT request

Cause: A REPORT command requested information about a specific PGAU data object with a type specified by *type*, a name of *name*, and a version of *vsn*. But there is no object with that name and version.

Action: This is an informational message.

PGU-41137: too many version requests; maximum of *number* allowed

Cause: The VERSION parameter of a REPORT request has too many sub-parameters; the *maximum* is specified in the message.

Action: split the request into multiple REPORTs.

PGU-41138: missing *string* name

Cause: The *object* name is missing in a REPORT statement.

Action: supply the missing name.

PGU-41139: use of VERSION parameter conflicts with ALL parameter

Cause: A VERSION parameter has been found. But an ALL parameter has also been found (denoting all versions)

Action: Delete the ALL parameter or the VERSION parameter.

PGU-41140: version number expected

Cause: A version number was expected at this point.

Action: supply a version number or delete the entire VERSION parameter.

PGU-41141: an invalid version number was found

Cause: A non-numeric string was found when scanning for a version number.

Action: Inspect statement for missing delimiters.

PGU-41142: version parameter has already been specified

Cause: The VERSION parameter has already been found.

Action: Delete a VERSION parameter so there is only one left.

PGU-41143: this type of WITH operand invalid with a *string* object

Cause: The WITH phrase is invalid with respect to an object of type *type*. For example, REPORT DATA ... WITH DATA is invalid,

Action: Delete the offending WITH phrase.

PGU-41144: default PKGCALL parameter truncated to *string*

Cause: The PKGCALL parameter was defaulted in a DEFINE CALL statement and normally takes the value of the CALL object name. However, the length of the CALL object name is greater than the maximum length allowed for the PKGCALL parameter (which is 30). The default value actually used is *value*.

Action: None. This is an informational message.

PGU-41145: default PLSDNAME parameter truncated to *string*

Cause: The PLSDNAME parameter was defaulted in a DEFINE DATA statement and normally takes the value of the DATA object name. However, the length of the DATA object name is greater than the maximum length allowed for the PLSDNAME parameter (which is 30). The default value actually used is *value*.

Action: None. This is an informational message.

PGU-41146: invalid INFILE parameter

Cause: The INFILE parameter in a DEFINE or REDEFINE DATA statement does not designate a valid filename. Syntax checking only continues with the next statement.

Action: Correct the INFILE parameter to specify a valid filename.

PGU-42001: ALL not valid in VALUE(S) clause at level 88

Cause: ALL cannot be specified in a level 88 (condition-names) entry

Action: Delete the reserved word ALL

PGU-42002: COPY statement: ended prematurely

Cause: There are missing operands in the COPY clause

Action: Supply missing operands

PGU-42003: COPY reserved word found within a COPY clause

Cause: COPY clause found embedded within another COPY clause

Action: Examine COPY clauses. Statment terminator may be missing.

PGU-42004: COPY not allowed as operand-1 or operand-2 in COPY REPLACING

Cause: COPY reserved word not allowed as operand-1 or operand-2 in the REPLACING clause of a COPY statement.

Action: If operand-1 replace COPY by some other word here and in the copied source file. If operand-2, examine offending COPY clause for missing terminator or reserved words.

PGU-42005: COPY statement: nothing to copy

Cause: No filename operand given in COPY clause

Action: Supply filename operand in COPY clause

PGU-42006: invalid token *string*

Cause: An unrecognized token *token* was found when checking for a COBOL reserved word

Action: Check source around the unrecognized token for other missing reserved words or for a missing statment terminator.

PGU-42007: invalid EJECT statement

Cause: An EJECT statement cannot be given with operands

Action: Delete the extraneous text after EJECT up to the statement terminator

PGU-42008: invalid SKIPn statement

Cause: A SKIP1, SKIP2, or SKIP3 statement cannot have operands

Action: Delete the extraneous text after the SKIPn up to the statement terminator.

PGU-42009: *string*

Cause: This is an echo of the offending source line, *sourceline*.

Action: Peruse this line with respect to a previous error message

PGU-42010: level-number with *number* digits exceeds maximum of two

Cause: A level-number was found with *number* digits. Level-numbers are restricted to a maximum of two digits

Action: Make sure level number is in range 01-49, 66, 77, or 88

PGU-42011: invalid level number of *number* found

Cause: Level numbers are restricted to 01-49, 66, 77, or 88; *number* was found.

Action: Change level number.

PGU-42012: level 01 or 77 has yet to be found

Cause: Record definition must start at level 01 or 77; a level other than 01 or 77 has been found.

Action: Examine source for missing level 01 or 77 definition; if offending definition is a top-level for a record, then renumber it to level 01 or 77.

PGU-42013: level 01 or 77 not yet found or begun between columns *number* and *number*

Cause: Missing level 01 or 77 in source file or the 01 or 77 did not start within the column limits specified by *margin-A* and *margin-B*.

Action: If level 01 or 77 appears, make sure it starts before *margin-B* and after *margin-A*. If level 01 or 77 does not appear, a renumbering of levels may be appropriate.

PGU-42014: RENAMEs clause must be at level 66

Cause: The RENAMEs reserved word may be used ONLY at level 66.

Action: Renumber the level to 66.

PGU-42015: multiple *string* clauses found

Cause: Multiple instances of a clause of type *type* were found.

Action: Make sure there is only one instance of the type of clause given.

PGU-42016: invalid figurative_type value passed

Cause: This is an internal error.

Action: Supported customers should contact Oracle Worldwide Support.

PGU-42017: VALUES can be used only at level 88

Cause: The VALUES keyword can only be specified in a data definition describing a condition and only at level 88.

Action: If the definition describes a condition, make sure it is at level 88; if the definition does not describe a condition, then use VALUE IS rather than VALUES ARE.

PGU-42018: could not open input file *string*

Cause: The specified input file *file* could not be opened for reading.

Action: Make sure the file exists and allows read access.

PGU-42019: REDEFINES clause should be first clause

Cause: A REDEFINES clause must appear before any other clause in a data definition.

Action: Move the REDEFINES clause to the beginning of the data definition immediately after the data definition name.

PGU-42020: RENAMES dn-1 (THROUGH) dn-2 must stand alone

Cause: If a RENAMES clause appears in a data definition, it must be the ONLY clause.

Action: Delete other clauses.

PGU-42021: unterminated record definition found

Cause: An end-of-file was found before the ending statement terminator. This also results from COBOL definitions which extend beyond column 72.

Action: Check last records in input file for a missing statement terminator. Also check to ensure that the data definitions reside within their proper starting and ending columns.

PGU-42022: VALUES clause must be the only clause at level 88

Cause: The only clause allowed at level 88 is a VALUE or VALUES clause.

Action: Delete any clauses other than a VALUE or VALUES clause at level 88.

PGU-42024: missing period-separator in TITLE statement

Cause: A TITLE statement is not ended by a period separator.

Action: Check for missing period separator.

PGU-42025: invalid TITLE statement

Cause: Invalid format for TITLE statement.

Action: Check format of TITLE statement.

PGU-42026: COPY copies a COPY REPLACING or vice versa

Cause: The source file copied by a COPY statement cannot contain a COPY ... REPLACING statement; or the source file copied by a COPY ... REPLACING statement cannot have a COPY statement.

Action: Correct the file in error.

PGU-42027: in line *number* of file *string* as follows

Cause: This message follows another message that describes the actual error. The line following this message echoes the input COBOL source line. The source line was found in line *line* of file *filename*.

Action: Peruse messages immediately before and after this message.

PGU-42028: invalid USAGE token: *string*

Cause: An invalid word, *token* follows USAGE in a USAGE clause. *token* may be valid in some COBOL dialects.

Action: Replace *token* in the USAGE clause with a valid USAGE operand for the IBMVSCOBOLII COBOL dialect.

PGU-42029: reserved word *string* is invalid as a PICTURE

Cause: A reserved word, *token*, was used as a PICTURE operand.

Action: Check PICTURE clause for missing PICTURE operand.

PGU-42030: a *string* clause has been prematurely terminated

Cause: A clause of type *type* has ended but there are missing operands.

Action: Check the clause for missing operands.

PGU-42031: *string* phrase is misplaced after *string* phrase

Cause: A phrase introduced by *key-word-1* cannot come after a phrase introduced by *key-word-2*. Certain phrases must precede other phrases in a data definition. For instance, an ASCENDING [KEY] phrase must appear before an INDEXED phrase.

Action: Reverse the placement of the phrases.

PGU-42032: state value *string* is *string*

Cause: An internal error has occurred in the PGAU COBOL parser. State *state* is either valid or invalid according to *validity*.

Action: Reproduce the error with full diagnostics enabled and save all related input and output files and listings. Supported customers should contact Oracle Worldwide Support for assistance.

PGU-42033: extraneous text at column *string*

Cause: Extraneous text has been found at the end of a record definition. It starts in column *column* of the source input record.

Action: The only source text that can follow the terminating '.' of a record definition is a COPY, EJECT, or SKIPn statement. Check to see if the terminating '.' has been misplaced.

PGU-42034: COPY for file *string* is recursive

Cause: A COPY statement for file *filename* has been found while processing a previous occurrence of a COPY specifying the same file.

Action: Check the COBOL source for recursive COPY. A single COPY file may need to be replaced with multiple, uniquely-named COPY files to achieve the desired results.

PGU-42035: invalid null operand in pseudo-text in a COPY REPLACING clause

Cause: The first operand in a REPLACING clause of a COPY statement is pseudo-text but the pseudo-text is null.

Action: Replace the null pseudo-text string with a non-null string.

PGU-42036: invalid input in *string* clause or paragraph

Cause: Invalid syntax in a *special* clause or paragraph.

Action: Check the indicated source line(s) for syntactical errors.

PGU-42037: missing END-EXEC token

Cause: An END-EXEC was not found while processing an EXEC clause.

Action: Insert an END-EXEC where appropriate. If the COBOL source input was generated by another product, regenerate the source using that product.

PGU-42038: invalid use of reserved word *string*

Cause: A reserved word, *reserved*, was found in an illegal context.

Action: Check to see if a reserved word is perhaps being used where a user dataname would normally appear.

PGU-42039: in line as follows

Cause: This message follows another message that describes the actual error. The line following this message echos the input COBOL source line.

Action: Refer to messages immediately before and after this message.

PGU-42040: DEPENDING ON phrase missing in OCCURS clause

Cause: An OCCURS clause describes a variable length table. One needs a DEPENDING ON phrase to tell how large is the current instance of the table. The DEPENDING ON clause is missing. DEPENDING ON phrase that tells how large the current instance

Action: Supply the DEPENDING ON clause or make the table a fixed length table.

PGU-42041: missing or invalid USAGE clause for DBCS PIC clause

Cause: A PICTURE clause specifies a DBCS datatype, but the required USAGE IS DISPLAY-1 clause is missing or invalid.

Action: Supply the USAGE clause or revise the PIC datatype to noth required DBCS.

PGU-42042: LENGTH IS clause not allowed for numeric or edited data

Cause: A LENGTH IS clause was specified for a data item that is not non-edited character data.

Action: Remove the LENGTH IS clause or change the PICTURE clause for the data item to specify a non-edited, character data mask.

PGU-50001: error reading the log file.

Cause: An error occurred reading the log file.

Action: Determine the cause of the problem and correct it before restarting PG4TCPMAP.

PGU-50002: no data found.

Cause: The predicate that was chosen to delete the row from the PGA_TCP_IMSC table is not found.

Action: Determine the cause of the problem and correct it before restarting PG4TCPMAP.

PGU-50003: string length of number exceeds the maximum of number.

Cause: The parameter, *parm* length, *len*, passed to PG4TCPMAP tool was larger than the maximum allowed, *max*.

Action: Correct the parameter in error and recall PG4TCPMAP tool. For more information, refer to Oracle Database Gateway for APPC, User's Guide.

PGU-50004: PG4TCPMAP has ended with a failure.

Cause: An error occurred processing pg4tcpmap tool. This message is preceded by additional messages providing more information about the error.

Action: Refer to the messages preceding this one to determine the course of action.

PGU-50101: You have entered an invalid value.

Cause: This is a warning that you have entered an invalid value.

Action: The question will be asked again. Enter a valid value.



PLS-00001 to PLS-01918

PLS-00001: *string*

PLS-00022: out of memory

PLS-00027: redeclared SQL Identifier '*string*' at line *number* in file *string*

PLS-00028: option '*string*' not legal as EXEC ORACLE OPTION

PLS-00029: ambiguous option '*string*'

PLS-00030: invalid label range specified

PLS-00031: invalid operand '*string*' for option '*string*'

PLS-00032: invalid option '*string*'

PLS-00033: missing operand for option '*string*'

PLS-00035: no host language specified

PLS-00036: no input file name specified

PLS-00037: ?? unable to log on to ORACLE with '*string*'

PLS-00038: ?? unable to open a cursor

PLS-00039: unable to open input file '*string*'

PLS-00040: unable to open listing file '*string*'

PLS-00041: unable to open output file '*string*'

PLS-00042: unable to close output file '*string*'

PLS-00049: bad bind variable '*string*'

Cause: The client (caller) of PL/SQL has parsed a bind variable that it has informed to be 'bad'.

Action: n/a

PLS-00102: parser stack overflow because nesting is too deep

Cause: The parser, which checks the syntax of PL/SQL statements, uses a data structure called a stack; the number of levels of nesting in the PL/SQL block exceeded the stack capacity.

Action: Reorganize the block structure to avoid nesting at too deep a level. For example, move the lowest-level sub-block to a higher level.

PLS-00103: *string*

Cause: This error message is from the parser. It found a token (language element) that is inappropriate in this context.

Action: Check previous tokens as well as the one given in the error message. The line and column numbers given in the error message refer to the end of the faulty language construct.

PLS-00104: empty argument list in call of procedure '*string*' must be omitted

Cause: In a subprogram call, the name of the subprogram was followed by an empty parameter list. For example, procedure P was called as P(). This is not allowed.

Action: Remove the empty parameter list. In the example, change the procedure call to P.

PLS-00105: at most one forward declaration of type '*string*' is permitted

Cause: More than one forward declaration of a type is redundant.

Action: Remove all but one forward declaration.

PLS-00106: double quote disallowed in a quoted identifier

PLS-00108: declarative units must be a single variable declaration

Cause: While checking a declarative unit (a top-level declare block without the BEGIN...END), PL/SQL found that there was more than one item declared or that the item was not a variable declaration. A table is a common variable declaration at the unit level. To define a TABLE, compile a DECLARE compilation unit, but only one at a time is allowed.

Action: Declare variables in separate declarative units.

PLS-00109: unknown exception name '*string*' in PRAGMA EXCEPTION_INIT

Cause: No declaration for the exception name referenced in an EXCEPTION_INIT pragma was found within the scope of the pragma.

Action: Make sure the pragma follows the exception declaration and is within the same scope.

PLS-00110: bind variable '*string*' not allowed in this context

Cause: A bind variable, that is, an identifier prefixed with a colon, was found in an inappropriate context.

Action: Remove the colon or replace the bind variable with the appropriate object.

PLS-00111: end-of-file in comment

Cause: A Comment had a comment initiator (/*), but before the

Action: Remove the Comment initiator or add a comment terminator. The line and column numbers accompanying the error message refer to the beginning of the last legal token before the Comment initiator.

PLS-00112: end-of-line in quoted identifier

Cause: A quoted identifier had a beginning quote ("), but before the ending quote (") was found, an end-of-line marker was encountered.

Action: Remove the beginning quote or add the ending quote. The line and column numbers accompanying the error message refer to the beginning of the quoted identifier.

PLS-00113: END identifier '*string*' must match '*string*' at line *string*, column *string*

Cause: Following the keyword END, which terminates some language constructs (such as loops, blocks, functions, and procedures), you can optionally place the name of that construct. For example, at the end of the definition of loop L you might write END L. This error occurs when the optional name does not match the name given to the language construct. It is usually caused by a misspelled identifier or by faulty block structure.

Action: Make sure the spelling of the END identifier matches the name given to the language construct and that the block structure is correct.

PLS-00114: identifier '*string*' too long

Cause: The name of a PL/SQL variable is longer than 30 characters. Legal identifiers (including quoted identifiers) have a maximum length of 30 characters. A string literal might have been mistakenly enclosed in double quotes instead of single quotes, in which case PL/SQL considers it a quoted identifier.

Action: Shorten the identifier.

PLS-00115: this PRAGMA must follow the declaration of '*string*'

Cause: The pragma refers to a PL/SQL object that was not declared or is not within the scope of the reference. Identifiers must be declared before they are used in a pragma; forward references are not allowed.

Action: Check the spelling and declaration of the identifier. Also confirm that the declaration is placed correctly in the block structure.

PLS-00116: Duplicate where-clause in table expression

Cause: Two or more WHERE clauses were found in a DELETE, SELECT, or UPDATE statement. The WHERE clause specifies a condition under which rows in a table are processed. The condition can contain several logical expressions connected by AND or OR, but a statement can contain only one WHERE clause.

Action: Remove one of the WHERE clauses and, if necessary, connect logical expressions by AND or OR

PLS-00117: Duplicate connect-by clause in table expression

Cause: Two or more CONNECT BY clauses were found in a SELECT statement. The CONNECT BY clause defines a relationship used to return rows in a hierarchical order. The relationship can contain two expressions separated by a relational operator (such as = or !=), but a statement can contain only one CONNECT BY clause.

Action: Remove one of the CONNECT BY clauses and, if necessary, separate expressions by a relational operator.

PLS-00118: Duplicate group-by clause in table expression

Cause: Two or more GROUP BY clauses were found in a SELECT statement. The GROUP BY clause lists column expressions used to form a summary row for each group of selected rows. The list can contain several column expressions separated by commas, but a statement can contain only one GROUP BY clause.

Action: Remove one of the GROUP BY clauses and, if necessary, separate column expressions by commas.

PLS-00119: Duplicate having-clause in table expression

Cause: Two or more HAVING clauses were found in a SELECT statement. The HAVING clause specifies a condition under which groups of rows (formed by the GROUP BY clause) are included in the result. The condition can include several logical expressions connected by AND or OR, but a statement can contain only one HAVING clause.

Action: Remove one of the HAVING clauses and, if necessary, connect logical expressions by AND or OR.

PLS-00120: inappropriate argument in OPEN statement

Cause: The asterisk (*) option was used in the argument list of a SQL group function other than COUNT. For example, the code might look like SELECT SUM(*) INTO emp_count FROM emp; -- should be COUNT(*) Only COUNT permits the use of the asterisk option, which returns the number of rows in a table.

Action: Remove the asterisk option from the argument list and replace it with an expression that refers to one or more database columns.

PLS-00123: program too large (*string*)

Cause: The PL/SQL compiler has exceeded one of its capacity limits. The compiler cannot proceed.

Action: Revise the PL/SQL program so that it no longer exceeds the reported limit. The specific revision depends on the limit that was exceeded. However, usually a simple reduction in the size of the unit being compiled will fix the problem. Consider splitting the library unit into two or more library units, or shrinking repetitious or patterned code (possibly by creating helper routines).

PLS-00124: name of exception expected for first arg in exception_init pragma

Cause: The first argument passed to the EXCEPTION_INIT pragma was something other than an exception name. The first argument must be the name of a legally declared exception.

Action: Replace the first argument with the name of a legally declared exception.

PLS-00125: type name expected

Cause: When a constant or variable was declared, its datatype was not specified. For example, the code might look like pi CONSTANT := 3.14159; -- should be CONSTANT REAL := 3.14159 Every constant and variable must have a datatype, which specifies a storage format, constraints, and valid range of values.

Action: Supply the type name

PLS-00126: selector ALL is not allowed

Cause: The ALL shortcut for specifying system privileges or statement options was used in a SQL statement. PL/SQL does not support the ALL shortcut.

Action: Remove the ALL shortcut from the SQL statement.

PLS-00127: Pragma *string* is not a supported pragma

Cause: The named pragma (compiler directive) is not among those supported by PL/SQL. The pragma name might be misspelled, or the pragma syntax might be faulty.

Action: Check the spelling of the pragma name, and make sure the proper syntax was used.

PLS-00128: Illegal number of arguments for pragma *string*

Cause: The number of arguments (actual parameters) passed to the named pragma (compiler directive) is incorrect. A required argument was omitted from the argument list, or the pragma syntax is faulty (for example, a comma might be missing between two parameters).

Action: Supply the missing argument, or correct the faulty syntax.

PLS-00129: Pragma *INTERFACE* only supports C as its first argument

Cause: The first parameter passed to pragma *INTERFACE* specified a host language other than C. Currently, C is the only host language supported. The parameter might be misspelled, or the pragma syntax might be faulty (for example, a comma might be missing between two parameters).

Action: Check the spelling of the first parameter, which should be C, and make sure the proper syntax was used.

PLS-00130: Pragma *string* expects 1st argument to be a procedure/function/package/cursor

Cause: The first argument (actual parameter) passed to the named pragma (compiler directive) was not the name of a subprogram, package, or cursor, as required. The parameter might be misspelled, or the pragma syntax might be faulty (for example, a comma might be missing between two parameters).

Action: Check the spelling of the first parameter, and make sure the proper syntax was used.

PLS-00131: Pragma *string* expects 2nd argument to be a procedure/function

Cause: The second argument (actual parameter) passed to the named pragma (compiler directive) was not the name of a procedure or function, as required. The parameter cannot be a non-static method. The parameter might be misspelled or the pragma syntax might be faulty (for example, a comma might be missing between two parameters).

Action: Check the spelling of the second parameter and make sure the proper syntax was used.

PLS-00132: Pragma *string* does not support *string*

Cause: One of the parameters passed to this pragma was not among the list of allowed values. The parameter might be misspelled, or the pragma syntax might be faulty (for example, a comma might be missing between two parameters).

Action: Check the spelling of all the parameters and make sure the proper syntax was used.

PLS-00133: Pragma *string* expects 1st argument to be an identifier or string-literal

Cause: The first argument (actual parameter) passed to the named pragma (compiler directive) was not an identifier or string literal, as required. The parameter might be misspelled, or the pragma syntax might be faulty (for example, a comma might be missing between two parameters).

Action: Check the spelling of the first parameter, and make sure the proper syntax was used.

PLS-00134: Pragma *string* expects 2nd argument to be an identifier or string-literal

Cause: The second argument (actual parameter) passed to the named pragma (compiler directive) was not an identifier or string literal, as required. The parameter

might be misspelled, or the pragma syntax might be faulty (for example, a comma might be missing between two parameters).

Action: Check the spelling of the second parameter, and make sure the proper syntax was used.

PLS-00135: Pragma *string* expects 3rd argument to be an identifier, string or numeric literal

Cause: The fourth argument (actual parameter) passed to the named pragma (compiler directive) was not a numeric literal, as required. The parameter might be miscoded, or the pragma syntax might be faulty (for example, a comma might be missing between two parameters).

Action: Check the coding of the fourth parameter, and make sure the proper syntax was used.

PLS-00138: Precision for a binary type must be one of 8, 16, or 32

Cause: Invalid precision was specified for a signed or unsigned binary type.

Action: Specify precision as one of 8, 16, or 32.

PLS-00139: duplicate external NAME specification in subprogram expression

Cause: The subprogram was found to have two external NAME specifications.

Action: Remove one of the external NAME specifications.

PLS-00140: duplicate external LIBRARY specification in subprogram expression

Cause: The subprogram was found to have two external LIBRARY specifications.

Action: Remove one of the external LIBRARY specifications.

PLS-00141: duplicate external PARAMETER STYLE specification in subprogram expression

Cause: The subprogram was found to have two external PARAMETER STYLE specifications.

Action: Remove one of the external PARAMETER STYLE specifications.

PLS-00142: duplicate external PARAMETER list specification in subprogram expression

Cause: The subprogram was found to have two external PARAMETER STYLE specifications.

Action: Remove one of the external PARAMETER STYLE specifications.

PLS-00143: duplicate external LANGUAGE specification in subprogram expression

Cause: The subprogram was found to have two external LANGUAGE specifications.

Action: Remove one of the external LANGUAGE specifications.

PLS-00144: duplicate external CALLING STANDARD specification in subprogram expression

Cause: The subprogram was found to have two external CALLING STANDARD specifications.

Action: Remove one of the external CALLING STANDARD specifications.

PLS-00145: duplicate external WITH CONTEXT specification in subprogram expression

Cause: The subprogram was found to have two external WITH CONTEXT specifications.

Action: Remove one of the external WITH CONTEXT specifications.

PLS-00146: duplicate external TRUSTED/UNTRUSTED specification in subprogram expression

Cause: The subprogram was found to have two external TRUSTED/UNTRUSTED specifications.

Action: Remove one of the external external TRUSTED/UNTRUSTED specifications.

PLS-00147: LIBRARY or ASSEMBLY file specification string is empty

Cause: A zero-length string was found for the LIBRARY or ASSEMBLY file specification.

Action: Specify a non-zero length string for the LIBRARY or ASSEMBLY file specification.

PLS-00148: Only 1 pragma of this type is allowed per subprogram

Cause: The subprogram was found to have two PRAGMA RESTRICT_REFERENCES.

Action: Remove one of the PRAGMA RESTRICT_REFERENCES.

PLS-00150: found: *string* but expected : INTEGER

Cause: This error happens in the creation of a pl/sql external type: [SIGNED | UNSIGNED] BINARY INTEGER (*precision*). It may be referenced only in a create type statement. Such types are non-queryable. Something other than 'INTEGER' was supplied.

Action: n/a

PLS-00151: Expression or Variable is an illegal type to PLS/QL: *string*

Cause: A type was used which does not belong PL/SQL. This type can only be referenced in CREATE TYPE statements, and is a non-queryable data type.

Action: n/a

PLS-00152: POINTER type may only reference an object type.

Cause: A POINTER type which does not belong to PL/SQL can only refer to an object type. This type can only be referenced in CREATE TYPE statements, and is a non-queryable data type.

Action: n/a

PLS-00153: A *string* type may only be used as an object type attribute.

Cause: A POINTER or [SIGNED/UNSIGNED] BINARY INTEGER can only be used as attributes of object types. These types can only be referenced in CREATE TYPE statements, and are non-queryable data types. One of these external PL/SQL types outside of an object type.

Action: n/a

PLS-00154: An object type may have only 1 MAP or 1 ORDER method.

Cause: More than one map or order function was declared. An object type can have only one map function or one order function, but not both.

Action: n/a

PLS-00155: Only a function may be a MAP, ORDER or CONSTRUCTOR method.

Cause: A procedure was declared as a MAP, ORDER or CONSTRUCTOR method. Only functions can be MAP, ORDER or CONSTRUCTOR methods.

Action: n/a

PLS-00156: Null constraints not supported for object attributes.

Cause: A null constraint was specified for an attribute in an object. This is not supported.

Action: Remove the constraint.

PLS-00157: Only schema-level programs allow *string*

Cause: An AUTHID or DEFAULT COLLATION clause was specified for a subprogram inside a package or type. These clauses are only supported for top-level stored procedures, packages, and types.

Action: Remove the clause.

PLS-00160: AUTHID must specify CURRENT_USER or DEFINER

Cause: The only two allowed options for AUTHID are CURRENT_USER and DEFINER.

Action: Fix the AUTHID clause to specify CURRENT_USER or DEFINER

PLS-00161: Pragma *string* expects 3rd argument to be an identifier or a string literal

Cause: The third argument (actual parameter) passed to the named pragma (compiler directive) was not an identifier or a string literal when there is a fourth argument to the pragma. The parameter might be misspelled, or the pragma syntax might be faulty (for example, a comma might be missing between two parameters).

Action: Check the spelling of the third parameter, and make sure the proper syntax was used.

PLS-00162: Pragma *string* expects 4th argument to be a positive integer literal

Cause: The fourth argument (actual parameter) passed to the named pragma (compiler directive) was not a numeric literal, as required. The parameter might be misspelled, or the pragma syntax might be faulty (for example, a comma might be missing between two parameters).

Action: Check the spelling of the fourth parameter, and make sure the proper syntax was used.

PLS-00164: cursor subqueries are not supported in this release

Cause: This feature is not yet implemented.

Action: n/a

PLS-00165: call statement is not supported in PL/SQL

Cause: A CALL statement was found in PL/SQL source.

Action: Use an ordinary PL/SQL function or procedure call.

PLS-00166: bad format for date, time, timestamp or interval literal

Cause: The contents of the date, time, timestamp or interval literal did not match the expected format.

Action: Correct the format for the date, datetime, or interval literal.

PLS-00167: keyword BULK is used in a wrong context

Cause: keyword BULK is used illegally. For example, BULK is used without INTO clause

Action: remove the keyword BULK.

PLS-00168: duplicate modifier specification '*string*'

Cause: A method or object type modifier was specified more than once.

Action: Remove all but one occurrence of the duplicate modifier.

PLS-00169: modifier '*string*' conflicts with prior '*string*' specification

Cause: The method or object type modifier specified conflicts with an earlier modifier. For example, a FINAL modifier cannot be combined with a NOT FINAL modifier.

Action: Remove one of the conflicting modifiers.

PLS-00170: the SQL statement in an OPEN statement or FOR loop must be a SELECT

Cause: An OPEN cursor statement or cursor FOR loop can only invoke a SELECT statement, not an UPDATE, INSERT or DELETE.

Action: Use only SELECT statements in OPEN or cursor FOR loops

PLS-00171: duplicate dedicated AGENT specification in subprogram expression

Cause: The subprogram was found to have two dedicated AGENT specifications.

Action: Remove one of the dedicated AGENT specifications.

PLS-00172: string literal too long

Cause: The string literal was longer than 32767 bytes.

Action: Use a string literal of at most 32767 bytes.

PLS-00173: SPACE, TAB or RETURN are disallowed as alternative quote delimiters

Cause: SPACE, TAB or RETURN was used as alternative quote delimiter.

Action: Use a character other than SPACE, TAB or RETURN as the alternative quote delimiter.

PLS-00174: a static boolean expression must be used

Cause: The expression contained a syntax or semantic error, or it did not have a boolean type or its evaluation raised an exception.

Action: Write correct static boolean expression.

PLS-00176: unexpected preprocessor token '*\$string*'

Cause: A preprocessor token was used inappropriately.

Action: Remove the preprocessor token that is inappropriately used.

PLS-00177: '*\$string*' preprocessor directive does not end properly

Cause: A preprocessor directive was not ended properly.

Action: Use \$end to end the preprocessor directive properly.

PLS-00178: a static character expression must be used

Cause: The expression contained a syntax or semantic error, or it did not have a character type or its evaluation raised an exception.

Action: Write correct static character expression.

PLS-00179: \$ERROR: *string*

Cause: \$ERROR directive was used. This is an expected error message.

Action: NA

PLS-00180: preprocessor directives are not supported in this context

Cause: A preprocessor directive was used in a compilation unit for which conditional compilation is not supported.

Action: Do not use any preprocessor directives in this compilation unit.

PLS-00181: unsupported preprocessor directive '*string*'

Cause: An unsupported preprocessor directive was used.

Action: Use a supported preprocessor directive.

PLS-00182: Identifier cannot be an empty string

Cause: Identifier was declared using an empty string,

Action: rename the identifier to a non empty string.

PLS-00183: too many bind variables

Cause: The library unit used more bind variables than permitted. (The current limit is 65535 bind variables in one library unit.)

Action: Reduce the number of bind variables in the library unit. Consider splitting the library unit into two or more library units, or shrinking repetitious or patterned code (possibly by creating helper routines.)

PLS-00201: identifier '*string*' must be declared

Cause: You tried to reference either an undeclared variable, exception, procedure, or other item, or an item to which no privilege was granted or an item to which privilege was granted only through a role.

Action: 1) Check your spelling and declaration of the referenced name. 2) Verify that the declaration for the referenced item is placed correctly in the block structure. 3) If the referenced item is indeed declared but you don't have privileges to refer to that item, for security reasons, you will be notified only that the item is not declared. 4) If the referenced item is indeed declared and you believe that you have privileges to refer to that item, check the privileges; if the privileges were granted only via a role, then this is expected and documented behavior. Stored objects (packages, procedures, functions, triggers, views) run in the security domain of the object owner with no roles enabled except PUBLIC. Again, you will be notified only that the item was not declared.

PLS-00202: type '*string*' must be declared

Cause: An attempt was made to reference an undefined type. Either the type specifier was not declared or it is not within the scope of the reference.

Action: Check the spelling and declaration of the type specifier. Also confirm that the declaration is placed correctly in the block structure.

PLS-00203: function DECODE must be called with at least 3 non-boolean arguments

Cause: Less than three arguments were passed to the built-in function DECODE. Though DECODE takes a variable number of (non-Boolean) arguments, at least three arguments must be passed.

Action: Call DECODE with three or more arguments

PLS-00204: function or pseudo-column '*string*' may be used inside a SQL statement only

Cause: A pseudocolumn or proscribed function was used in a procedural statement. The SQL pseudocolumns (LEVEL, ROWID, ROWNUM) can be used only in SQL statements. Likewise, certain functions such as DECODE, DUMP, and VSIZE and the SQL group functions (AVG, MIN, MAX, COUNT, SUM, STDDEV, VARIANCE) can be used only in SQL statements.

Action: Remove the pseudocolumn reference or function call from the procedural statement. Or, replace the procedural statement with a SELECT INTO statement; for example, replace `bonus := DECODE(rating, 1, 5000, 2, 2500, ...)`; with the following statement: `SELECT DECODE(rating, 1, 5000, 2, 2500, ...) INTO bonus FROM dual;`

PLS-00205: Aggregate not allowed here

Cause: An aggregate, that is, a parenthesized list of values such as (7788, 'SCOTT', 20), was found in an inappropriate context.

Action: Remove or relocate the aggregate.

PLS-00206: %%TYPE must be applied to a variable, column, field or attribute, not to "*string*"

Cause: The program object declared using the %TYPE datatype attribute is not of the appropriate class. It must be a variable, column, record component, subprogram formal parameter, or other object to which values can be assigned.

Action: Declare an object of the appropriate class or define the datatype in another way (for example, use %ROWTYPE).

PLS-00207: identifier '*string*', applied to implicit cursor SQL, is not a legal cursor attribute

Cause: An identifier that is not a cursor attribute was applied to the identifier SQL. For example, this error occurs if the cursor attribute is misspelled.

Action: Check the spelling of the cursor attribute name. Make sure the attribute is one of these: %NOTFOUND, %FOUND, %ROWCOUNT, %ISOPEN.

PLS-00208: identifier '*string*' is not a legal cursor attribute

Cause: An identifier not declared as a cursor attribute was applied to an identifier declared as a cursor. For example, this error occurs if the cursor attribute is misspelled.

Action: Check the spelling of the cursor attribute name. Make sure the attribute is one of these: %NOTFOUND, %FOUND, %ROWCOUNT, %ISOPEN.

PLS-00209: table '*string*' is not in FROM clause

Cause: In a query, a table referenced by the select list is not named in the FROM clause.

Action: Check the spelling of the table names, make sure each column in the select list refers to a table in the FROM clause, then re-execute the query.

PLS-00210: an OTHERS clause is required in this CASE statement

Cause: Unless the clauses of a CASE statement mention all values of the type of the selecting expression, an OTHERS clause must be provided as the last clause of the CASE statement. It is impossible to cover all values of type INTEGER (or NUMBER), so an OTHERS clause is always required when the expression following the keyword CASE is of type INTEGER (or NUMBER).

Action: n/a

PLS-00211: CASE labels or ranges must not be duplicated in different WHEN clauses

Cause: In this CASE statement, a value appears in more than one WHEN clause. A value may appear in at most one WHEN clause of a CASE statement.

Action: n/a

PLS-00212: could not obtain enough memory to compile CASE statement

Cause: The CASE statement is too big. The compiler did not have enough storage to process it.

Action: n/a

PLS-00213: package STANDARD not accessible

Cause: The PL/SQL compiler could not find package STANDARD in the current Oracle database. To compile a program, PL/SQL needs package STANDARD.

Action: Make sure that package STANDARD is available in the current Oracle database, then retry the operation.

PLS-00214: BEGIN...END block nesting is too deep

Cause: The number of levels of nesting in the PL/SQL block is too large. Blocks can be nested up to 255 levels deep, depending on the availability of system resources such as memory.

Action: Reorganize the block structure to avoid nesting at too deep a level. For example, move the lowest-level sub-block to a higher level.

PLS-00215: String length constraints must be in range (1 .. 32767)

Cause: When a character variable was declared, a length outside the legal range was specified. For example, the following declarations are illegal: flag CHAR(0); -- illegal; zero length name VARCHAR2(-10); -- illegal; negative length

Action: Change the length constraint, making sure that it lies in the range 1 .. 32767.

PLS-00216: NUMBER precision constraint must be in range (1 .. 38)

Cause: A NUMBER variable was declared with a precision that is outside the legal range. Declarations such as N NUMBER(800) or N NUMBER(123,10) are not supported.

Action: Change the illegal NUMBER precision constraint, making sure that it lies in the range 1 .. 38.

PLS-00217: NUMBER scale constraint must be in range (-84 .. 127)

Cause: A NUMBER variable was declared with a scale that is outside the legal range. Declarations such as N NUMBER(10,345) or N NUMBER(10,-100) are not supported.

Action: Change the illegal NUMBER scale constraint, making sure that it lies in the range -84 .. 127.

PLS-00218: a variable declared NOT NULL must have an initialization assignment

Cause: In general, variables that have no initialization clause in their declaration are automatically initialized to NULL. This is illogical for NOT NULL variables; therefore, an initialization clause is required.

Action: Add an initialization clause to the variable declaration. If the initialization is too complicated for the syntax, one can add a function call (in a later release).

PLS-00219: label '*string*' reference is out of scope

Cause: A block or loop label was used to qualify a variable (as in `outer_block.date`) that was not declared or is not within the scope of the label. The variable name might be misspelled, its declaration might be faulty, or the declaration might be placed incorrectly in the block structure.

Action: Check the spelling and declaration of the variable name. Also confirm that the declaration is placed correctly in the block structure.

PLS-00220: simple name required in this context

Cause: A qualified name such as `A.B` or `A.B.C` is not permitted here.

Action: Use a simple name such as `A` instead.

PLS-00221: '*string*' is not a procedure or is undefined

Cause: An identifier being referenced as a procedure was not declared or actually represents another object (for example, it might have been declared as a function).

Action: Check the spelling and declaration of the identifier. Also confirm that the declaration is placed correctly in the block structure.

PLS-00222: no function with name '*string*' exists in this scope

Cause: An identifier being referenced as a function was not declared or actually represents another object (for example, it might have been declared as a procedure).

Action: Check the spelling and declaration of the identifier. Also confirm that the declaration is placed correctly in the block structure.

PLS-00223: parameterless procedure '*string*' used as function

Cause: An identifier being referenced as a parameterless function actually represents a procedure.

Action: Check the spelling and declaration of the identifier. Also confirm that the declaration is placed correctly in the block structure. If necessary, change the declaration of the identifier or change the reference so that it does not require a return value.

PLS-00224: object '*string*' must be of type function or array to be used this way

Cause: An identifier being referenced as a function or an array actually represents an object (a number or date, for example) that cannot be referenced in this way.

Action: Check the spelling and declaration of the identifier. Also confirm that the declaration is placed correctly in the block structure.

PLS-00225: subprogram or cursor '*string*' reference is out of scope

Cause: The prefix in a qualified name was a subprogram or cursor which was not in an enclosing scope; i.e., a subprogram or cursor name is being used as a scope qualifier for a reference to an entity (within that subprogram or cursor) that is not in scope. Example: `declare x number; type t1 is record (a number); function f return t1 is a number; begin x := f.a; -- legal use of function "f" as a scope qualifier; -- resolves to local variable "a" in function "f". x := f().a; -- legal reference to component "a" of returned record end; begin x := f.a; -- illegal use of function "f" as a scope qualifier x := f().a; -- legal reference to component "a" of returned record end;`

Action: a) if the intention was to refer to a local variable of a non-enclosing function, this is not allowed; remove the reference b) if this is a parameterless function, and the the intention was to access a field of the result of a call to this function, then use empty parentheses in the call.

PLS-00226: package 'string' used as variable reference

Cause: A package was referenced in an expression as if it were a variable or function. Either the name of the variable or function is misspelled or the reference is not fully qualified. For example, to call the function `my_function`, which is stored in package `my_package`, dot notation must be used, as follows: `... my_package.my_function ...`

Action: Correct the spelling of the variable or function name or use dot notation to reference the packaged variable or function.

PLS-00227: subprogram 'in' formal string is not yet denotable

Cause: When the formal parameters of a subprogram were declared, one parameter was used to initialize another, as in `PROCEDURE my_proc (j NUMBER, k NUMBER := j) IS ...`. The first parameter has no value until run time, so it cannot be used to initialize another parameter.

Action: Remove the illegal formal parameter reference.

PLS-00228: Illegal declaration of variable of type LONG

Cause: An attempt was made to declare a variables to be of type LONG. Only columns can be of type LONG. CAUSE: The identifier is a formal parameter which is being used in the context of a default expression value for a formal parameter in the same formal parameter list. E.g.: `procedure p(j number, k number := j)`.

Action: Remove the offending variable definition

PLS-00229: Attribute expression within SQL expression

Cause: An attribute expression, such as `SQL%NOTFOUND`, was used in a SQL statement, but attribute expressions are allowed only in procedural statements.

Action: To workaroud this limitation, assign the value of the attribute expression to a variable, then use the variable in the SQL statement. For example, replace the statement `INSERT INTO audits VALUES (c1%ROWCOUNT, ...)`; with the following statements: `row_count := c1%ROWCOUNT; INSERT INTO audits VALUES (row_count, ...)`;

PLS-00230: OUT and IN OUT formal parameters may not have default expressions

Cause: When the formal parameters of a procedure were declared, an OUT or IN OUT parameter was initialized to a default value, as in `PROCEDURE calc_bonus (bonus OUT REAL := 0, ...) IS ...`. However, only IN parameters can be initialized to default values.

Action: Remove the illegal default expression.

PLS-00231: function 'string' may not be used in SQL

Cause: A proscribed function was used in a SQL statement. Certain functions such as `SQLCODE` and `SQLERRM` can be used only in procedural statements.

Action: Remove the function call from the SQL statement. Or, replace the function call with a local variable. For example, the following statement is illegal: `INSERT INTO errors VALUES (SQLCODE, SQLERRM)`; However, you can assign the values of `SQLCODE` and `SQLERRM` to local variables, then use the variables in the SQL statement, as follows: `err_num := SQLCODE; err_msg := SQLERRM; INSERT INTO errors VALUES (err_num, err_msg)`;

PLS-00232: nested packages not permitted

Cause: A package was declared inside another package, but package declarations are allowed only at the top level. In other words, packages cannot be nested.

Action: Move the package declaration outside the enclosing package.

PLS-00233: function name used as an exception name in when clause

Cause: The WHEN clause in an exception handler contains a function call instead of an exception name. A valid exception handler consists of a WHEN clause, which must specify an exception, followed by a sequence of statements to be executed when that exception is raised.

Action: Check the spelling of the identifier in the WHEN clause, then replace the function call with an exception name.

PLS-00234: PARAMETER STYLE SQL may not be specified with a PARAMATERS list

Cause: A subprogram cannot specify both PARAMETER STYLE SQL and an explicit PARAMETERS list. Use PARAMETER STYLE GENERAL to supply default PARAMETERS list types.

Action: Change the subprogram specification.

PLS-00235: the external type is not appropriate for the parameter

Cause: An unsuccessful attempt was made to convert a parameter to the specified external parameter type.

Action: Specify a different external type or parameter type.

PLS-00236: Invalid external type specification for *string*.

Cause: The external type specified is not valid for one of the following: INDICATOR, LENGTH, MAXLEN, TDO, DURATION, CHARSETID, or CHARSETFORM.

Action: Check the manual and specify an appropriate external type.

PLS-00237: invalid BY VALUE indicator or length specification

Cause: BY VALUE was specified with an indicator or length parameter that is being passed in OUT or IN OUT mode. Only IN mode parameters may be passed by value.

Action: Remove the BY VALUE specification or change it to IN mode.

PLS-00238: external parameter name *string* not found in formal parameter list

Cause: An external parameter name was specified that does not match one in the formal parameter list.

Action: Correct the external parameter name.

PLS-00239: invalid external type specification for SQLCODE

Cause: An inappropriate external parameter type was specified for the SQLCODE parameter.

Action: Correct the SQLCODE parameter specification.

PLS-00240: Invalid type specification for RETURN indicator, length, tdo, duration

Cause: An inappropriate external parameter type was specified for the RETURN indicator, LENGTH, TDO, or DURATION.

Action: Correct the RETURN parameter specification.

PLS-00241: invalid external type specification for SQLSTATE

Cause: An inappropriate external parameter type was specified for the SQLSTATE parameter.

Action: Correct the SQLSTATE parameter specification.

PLS-00242: invalid external type specification for CONTEXT

Cause: An inappropriate external parameter type was specified for the CONTEXT parameter.

Action: Correct the CONTEXT parameter specification.

PLS-00243: invalid external type specification for SQLNAME

Cause: An inappropriate external parameter type was specified for the SQLNAME parameter.

Action: Correct the SQLNAME parameter specification.

PLS-00244: Multiple declarations in foreign function formal parameter list

Cause: There are multiple declarations of at least one the following FORMAL, INDICATOR, LENGTH, MAXLENGTH, or CONTEXT. PL/SQL allows only one declaration of the above for each formal parameter in the PARAMETERS clause.

Action: Correct the PARAMETERS clause.

PLS-00245: Formals used in the 'parameters' clause must appear exactly once

Cause: There are multiple declarations of the formal parameter in the PARAMETERS clause. PL/SQL allows only one declaration of the formal parameter in the PARAMETERS clause.

Action: Correct the PARAMETERS clause.

PLS-00246: PARAMETER STYLE is unsupported

Cause: A PARAMETER STYLE clause was placed in the external subprogram body.

Action: Remove the PARAMETER STYLE clause.

PLS-00247: LIBRARY or ASSEMBLY name must be specified

Cause: The LIBRARY or ASSEMBLY name is missing from the external subprogram body.

Action: The LIBRARY or ASSEMBLY name was not specified in the external subprogram body.

PLS-00248: Invalid Library Syntax

Cause: The LIBRARY syntax was entered incorrectly.

Action: Correct the LIBRARY syntax and recompile.

PLS-00249: Invalid WITH CONTEXT Syntax

Cause: CONTEXT was used in a WITH CONTEXT or a PARAMETERS clause. This is invalid.

Action: Check if WITH CONTEXT is used without specifying CONTEXT in the PARAMETERS clause or vice versa. The PARAMETERS clause must be complete. Thus if WITH CONTEXT is specified, then CONTEXT must be referenced in the PARAMETERS clause (if there is one).

PLS-00250: Incorrect Usage of *string* in parameters clause.

Cause: The usage of Keywords such as MAXLEN, LENGTH, CHARSETID, CHARSETFORM RETURN in the parameters clause was incorrect

Action: This error occurs if keywords like MAXLEN, LENGTH, TDO, DURATION, CHARSETID, or CHARSETFORM cannot be used with PL/SQL formal parameters or the mode of the formal parameter. For example, MAXLEN can only be declared for a CHAR or VARCHAR2 PL/SQL variable and its use is allowed only for OUT or

INOUT PL/SQL variables. Also, RETURN was specified in the parameters clause for a PL/SQL PROCEDURE. E.g. CREATE PROCEDURE proc IS EXTERNAL NAME ... LIBRARY ... PARAMETERS(RETURN INDICATOR SHORT, RETURN);

PLS-00251: RETURN, for actual function return, must be last in the parameters clause

Cause: RETURN specification for the actual function return, used within the parameters clause must hold the very last position. Example : The following will give this error since the RETURN specification for the actual function return in the parameters clause is not the last. FUNCTION myexternalfunc (var1 BINARY_INTEGER, var2 BINARY_INTEGER) RETURN BINARY_INTEGER IS EXTERNAL NAME "myexternalfunc" LIBRARY somelib PARAMETERS (var1 LONG, var2 SHORT, RETURN INT, RETURN INDICATOR SHORT); The correct syntax is the following. Note that RETURN for actual function return is the last specification in the parameters clause. FUNCTION myexternalfunc (var1 BINARY_INTEGER, var2 BINARY_INTEGER) RETURN BINARY_INTEGER IS EXTERNAL NAME "myexternalfunc" LIBRARY somelib PARAMETERS (var1 LONG, var2 SHORT, RETURN INDICATOR SHORT, RETURN INT);

Action: Correct the syntax of the RETURN specification in the parameters clause

PLS-00252: reference to the wrong copy of package STANDARD

Cause: A reference is made to the fixed package version of STANDARD when the database is open, or to the on-disk version when the database is closed. Explicit use of a SYS.X\$ package name can lead to this. One might also see this from a compilation that begins while the db is closed but has the bad luck to have another session open the db before compilation is complete. Another possible cause is having 'set serveroutput on' through svrmgrl when doing an 'alter database close'.

Action: Make use of on-disk versions of packages when the database is open and fixed (preloaded) versions when the database is closed. Do not attempt to use the wrong set. It should be quite hard to reference the wrong set, except by using SYS.X\$ package names explicitly. Also, be sure to 'set serveroutput off' before doing an 'alter database close'.

PLS-00253: Formal parameter *string* missing in the parameters clause

Cause: The parameter clause does not have a matching parameter for a parameter specified in the formal parameter list.

Action: Provide a matching parameter in parameters clause for every formal parameter.

PLS-00254: OUT and IN/OUT modes cannot be used in this context

Cause: actual parameter mode (OUT, or IN/OUT) is not used properly in USING clause. For USING clause in an OPEN statement, only IN mode is allowed.

Action: change the parameter mode in the USING clause to an appropriate mode.

PLS-00255: CALL Specification parameters cannot have default values

Cause: CALL Specification formal parameters default values are disallowed.

Action: Remove the default values in the formal parameter list (spec or body) and compile again.

PLS-00256: *string* is not a valid external library or assembly

Cause: The supplied external library or assembly name in the external clause is not a valid alias library or assembly.

Action: Provide the name of a valid alias library or assembly which is previously declared.

PLS-00257: illegal use of EXTERNAL clause in a TYPE or PACKAGE specification

Cause: An EXTERNAL Clause was detected in a TYPE Specification or a PACKAGE specification.

Action: Remove the EXTERNAL Clause and use the new CALL Specification syntax.

PLS-00258: constrained datatypes disallowed in CALL Specifications

Cause: A call specification for C or Java cannot have constraints on the PL/SQL formal parameter types. PL/SQL types which have constraints are NATURAL, NATURALN, POSITIVE, POSITIVEN, SIGNTYPE, INTEGER, INT, SMALLINT, DECIMAL, NUMERIC, DEC This includes NOT NULL constraints from POSITIVEN, NATURALN

Action: Use the unconstrained type for that PL/SQL formal declaration i.e NUMBER, BINARY_INTEGER or PLS_INTEGER

PLS-00259: rights model (AUTHID) must be specified

Cause: It is mandatory to specify the rights model if a PL/SQL PROCEDURE, FUNCTION, PACKAGE OR TYPE HAS CALL-Specifications

Action: Add the AUTHID clause indicating the rights model.

PLS-00260: Datetime/Interval constraints must be in range (0 .. 9)

Cause: A Datetime/Interval variable or attribute was declared with a constraint outside the legal range.

Action: Change the illegal constraint.

PLS-00261: Java CALL Specification not yet allowed as a method in an object type

Cause: A call specification declaring that an implementation is in Java has been found for a method of an object or opaque type. This usage is not yet supported.

Action: Implement the method using a language other than Java. A PL/SQL method implementation is permitted to call to Java through a call specification provided as a schema-level procedure or in a package; such a call specification can only target a static Java method, however.

PLS-00262: incorrect placement of *string* clause

Cause: An ACCESSIBLE BY clause was specified in the wrong place. This clause may be specified on top-level stored procedures, packages, and types, and also on subprograms which are directly contained in a package. This clause may not be specified on methods.

Action: Remove the clause.

PLS-00263: mismatch between *string* on a subprogram specification and body

Cause: An ACCESSIBLE BY clause was specified in a package body for an item which did not have an equivalent clause in the package specification. In a package body, this clause can only be specified on externally visible subprograms, and the subprogram specification and body must have equivalent clauses. This clause cannot be specified on package-local or nested subprograms.

Action: Modify the clause on the subprogram body to agree with the specification
***** errors until 300 are reserved for External Procedures ***** PH2 errors

PLS-00301: Invalid GOTO to non-label '*string*'

Cause: A GOTO was attempted to something which is not a label (for example, a variable).

Action: Specify a valid label name.

PLS-00302: component '*string*' must be declared

Cause: In a reference to a component (for example, in the name "A.B", "B" is a component of "A"), the component has not been declared. The component might be misspelled, its declaration might be faulty, or the declaration might be placed incorrectly in the block structure.

Action: Check the spelling and declaration of the component. Also confirm that the declaration is placed correctly in the block structure.

PLS-00303: qualifier '*string*' must be declared

Cause: In a name such as "A.B", "A" is the qualifier, and "B" is a component of the qualifier. This error occurs when no declaration for the qualifier is found. The qualifier might be misspelled, its declaration might be faulty, or the declaration might be placed incorrectly in the block structure.

Action: Check the spelling and declaration of the qualifier. Also confirm that the declaration is placed correctly in the block structure.

PLS-00304: cannot compile body of '*string*' without its specification

Cause: The compiled package specification required to compile a package body could not be found. Some possible causes follow: --the package name is misspelled --the package specification was never compiled --the compiled package specification is not accessible The package specification must be compiled before compiling the package body, and the compiler must have access to the compiled specification.

Action: Check the spelling of the package name. Compile the package specification before compiling the package body. Also, make sure the compiler has access to the compiled specification.

PLS-00305: previous use of '*string*' (at line *string*) conflicts with this use

Cause: While looking for prior declarations of a cursor, procedure, function, or package, the compiler found another object with the same name in the same scope. Or, the headers of subprogram in a package specification and body do not match word for word.

Action: Check the spelling of the cursor, procedure, function, or package name. Also check the names of all constants, variables, parameters, and exceptions declared in the same scope. Then, remove or rename the object with the duplicate name. Or, change the headers of the packaged subprogram so that they match word for word.

PLS-00306: wrong number or types of arguments in call to '*string*'

Cause: This error occurs when the named subprogram call cannot be matched to any declaration for that subprogram name. The subprogram name might be misspelled, a parameter might have the wrong datatype, the declaration might be faulty, or the declaration might be placed incorrectly in the block structure. For example, this error occurs if the built-in square root function SQRT is called with a misspelled name or with a parameter of the wrong datatype.

Action: Check the spelling and declaration of the subprogram name. Also confirm that its call is correct, its parameters are of the right datatype, and, if it is not a built-in function, that its declaration is placed correctly in the block structure.

PLS-00307: too many declarations of 'string' match this call

Cause: The declaration of a subprogram or cursor name is ambiguous because there was no exact match between the declaration and the call and more than one declaration matched the call when implicit conversions of the parameter datatypes were used. The subprogram or cursor name might be misspelled, its declaration might be faulty, or the declaration might be placed incorrectly in the block structure.

Action: Check the spelling and declaration of the subprogram or cursor name. Also confirm that its call is correct, its parameters are of the right datatype, and, if it is not a built-in function, that its declaration is placed correctly in the block structure.

PLS-00308: this construct is not allowed as the origin of an assignment

Cause: The construct or expression does not designate a value that can be assigned to a variable. For example, the datatype name NUMBER cannot appear on the right hand side of an assignment statement as in X := NUMBER.

Action: Correct the illegal assignment statement.

PLS-00309: with %%LAST attribute, 'string' must be a variable of an enumerated type

Cause: The "%LAST" attribute must be applied to an identifier that has been declared as a variable of an enumerated type (or subtype of an enumerated type). This error occurs when "%LAST" follows some identifier that has not been so declared.

Action: n/a

PLS-00310: with %%ROWTYPE attribute, 'string' must name a table, cursor or cursor-variable

Cause: The %ROWTYPE attribute must be applied to an identifier declared as a cursor, cursor variable, or database table. This error occurs when %ROWTYPE follows some identifier that has not been so declared.

Action: Change the declaration or do not apply the %ROWTYPE attribute to the identifier.

PLS-00311: the declaration of "string" is incomplete or malformed

Cause: This occurrence of the identifier cannot be compiled because its type has not been properly defined.

Action: Correct the faulty datatype declaration.

PLS-00312: a positional parameter association may not follow a named association

Cause: When a list of parameters is passed to a subprogram or cursor, if both positional and named associations are used, all positional associations must be placed in their declared order and before all named associations, which can be in any order.

Action: Reorder the parameter list to meet the requirements or use named association only.

PLS-00313: 'string' not declared in this scope

Cause: There is no declaration for the given identifier within the scope of reference. The identifier might be misspelled, its declaration might be faulty, or the declaration might be placed incorrectly in the block structure.

Action: Check the spelling and declaration of the identifier. Also confirm that the declaration is placed correctly in the block structure.

PLS-00314: TABLE declarations are not allowed as PL/SQL local variables

Cause: In a precompiled program, the DECLARE TABLE statement was mistakenly used inside an embedded PL/SQL block. If an embedded PL/SQL block refers to a database table that does not yet exist, use the DECLARE TABLE statement to tell the precompiler what the table will look like. However, DECLARE TABLE statements are allowed only in the host program.

Action: Move the DECLARE TABLE statement outside the embedded PL/SQL block. If you want a variable that can store an entire row of data selected from a database table or fetched from a cursor or cursor variable, use the %ROWTYPE attribute.

PLS-00315: Implementation restriction: unsupported table index type

Cause: In the INDEX BY clause of a PL/SQL table declaration, a datatype other than BINARY_INTEGER, PLS_INTEGER, or VARCHAR2 was specified. PL/SQL tables can have one column and a primary key. The column can have any scalar type, but the primary key must be either a binary integer type or VARCHAR2.

Action: Use one of the supported key types in the INDEX BY clause.

PLS-00316: PL/SQL TABLEs must use a single index

Cause: In the INDEX BY clause of a PL/SQL table declaration, a composite primary key was specified. PL/SQL tables must have a simple, unnamed primary key of a binary integer or VARCHAR2 type.

Action: Use one of the supported key types in the INDEX BY clause.

PLS-00317: incomplete type "string" was not completed in its declarative region

Cause: An incomplete type declaration was not completed in the declarative region where it was declared.

Action: Complete the type appropriately, then retry the operation.

PLS-00318: type "string" is malformed because it is a non-REF mutually recursive type

Cause: A type-declaration such as: -- a non-REF recursive type, for example: type t is record (a t); or -- non-REF mutually dependent types, for example: type t1; type t2 is record (a t1); type t1 is record (a t2); was performed. In these examples, the type is malformed because it participates in a mutually recursive non-REF relationship with itself and possibly other types.

Action: Use another type to remove the recursion.

PLS-00319: subquery in an IN or NOT IN clause must contain exactly one column

Cause: An invalid expression such as X IN (SELECT A,B ...) was used. When a [NOT]IN clause is used with a subquery, it does not test for set membership. The number of expressions in the [NOT]IN clause and the subquery select list must match. So, in the example above, the subquery must specify at most one column.

Action: Change the subquery to select only one column.

PLS-00320: the declaration of the type of this expression is incomplete or malformed

Cause: In a declaration, the name of a variable or cursor is misspelled or the declaration makes a forward reference. Forward references are not allowed in PL/SQL. A variable or cursor must be declared before it is referenced in other statements, including other declarative statements. For example, the following declaration of dept_rec raises this exception because it refers to a cursor not yet

declared: DECLARE dept_rec dept_cur%ROWTYPE; CURSOR dept_cur IS
SELECT

Action: Check the spelling of all identifiers in the declaration. If necessary, move the declaration so that it makes no forward references.

PLS-00321: expression '*string*' is inappropriate as the left hand side of an assignment statement

Cause: The expression does not designate a variable that can have a value assigned to it. For example, the function SYSDATE cannot appear on the left hand side of an assignment statement such as SYSDATE := '01-JAN-1990';

Action: Correct the illegal assignment statement.

PLS-00322: declaration of a constant '*string*' must contain an initialization assignment

Cause: A constant declaration lacks the assignment of an initial value. For example, in the following declaration " := 3.14159" is the initialization clause: "pi constant number := 3.14159;"

Action: Correct the constant declaration by supplying the missing initialization assignment.

PLS-00323: subprogram or cursor '*string*' is declared in a package specification and must be defined in the package body

Cause: A subprogram specification was placed in a package specification, but the corresponding subprogram body was not placed in the package body. The package body implements the package specification. So, the package body must contain the definition of every subprogram declared in the package specification.

Action: Check the spelling of the subprogram name. If necessary, add the missing subprogram body to the package body.

PLS-00324: cursor attribute may not be applied to non-cursor '*string*'

Cause: This error occurs when a cursor-attribute ("%FOUND", "%NOTFOUND", "%ROWS", "%IS_OPEN", etc.) appears following an identifier that is not declared as a cursor or cursor variable. It occurs, for example, if the variable name my_cur in my_cur%FOUND was not properly declared as a cursor or if the variable declaration was placed incorrectly in the block structure.

Action: Check the spelling and declaration of the identifier. Also confirm that the declaration is placed correctly in the block structure.

PLS-00325: non-integral numeric literal *string* is inappropriate in this context

Cause: A non-integral numeric literal was used in a context that requires an integer (a number with no digits to the right of its decimal point).

Action: Replace the inappropriate literal with an integer literal.

PLS-00326: IN clause must contain same number of expressions as subquery

Cause: The number of expressions in an IN clause did not equal the number of expressions in a corresponding subquery select list. For example, the following statement is invalid because the IN clause contains two expressions, but the subquery select list contains just one: ... WHERE (ename, sal) IN (SELECT sal FROM emp);

Action: Check the number of expressions in each set, then revise the statement to make the numbers equal.

PLS-00327: "string" is not in SQL scope here

Cause: In a SQL statement, a reference was made to an out-of-scope database object. The referenced object might be misspelled, or the reference might be mixed, as in the following example: `CURSOR c1 IS SELECT dept.dname FROM emp;`

Action: Check the spelling of all database objects in the SQL statement, and make sure all references are to objects within the current scope.

PLS-00328: A subprogram body must be defined for the forward declaration of *string*.

Cause: A subprogram specification was declared, but the corresponding subprogram body was not defined. Write the subprogram specification and body as a unit. An alternative solution is to separate the specification from its body, which is necessary when you want to define mutually recursive subprograms or you want to group subprograms in a package.

Action: Check the spelling of the subprogram name. If necessary, supply the missing subprogram body.

PLS-00329: schema-level type has illegal reference to *string*

Cause: An attempt was made to make a reference from a schema-level type to something other than a schema-level type.

Action: Replace the illegal reference and retry the operation.

PLS-00330: invalid use of type name or subtype name

Cause: A datatype or subtype specifier was mistakenly used in place of a constant, variable, or expression. For example, the code might look like `IF emp_count > number THEN ... -- illegal; NUMBER is a datatype specifier`

Action: Replace the datatype or subtype specifier with a valid constant, variable, or expression.

PLS-00331: illegal reference to *string*

Cause: You had an EITHER 1. an illegal reference to some object in user SYS. to use one of them in an illegal way OR 2. an illegal reference to a remote object type.

Action: Remove the reference.

PLS-00332: "string" is not a valid prefix for a qualified name

Cause: You have a malformed qualified name because the prefix is not valid.

Action: Remove or change the reference.

PLS-00333: "string" must match an object-table alias in this context

Cause: The name, appearing in the context of a REF or VALUE, did not resolve to an object-table alias.

Action: 1) If there is no object table in the scope, then remove the REF or VALUE; or provide the missing object table reference. 2) If there is an object table in the scope, but you're not referring to it, add the reference.

PLS-00334: "string" matches table or view without an alias

Cause: You have a reference to a table or view name without an alias.

Action: Replace the reference with a reference to an object-table alias.

PLS-00335: a package name conflicts with an existing object

Cause: In a CREATE PACKAGE statement, a package (which is a database object that groups logically related PL/SQL types, objects, and subprograms) was given the same name as an existing database object.

Action: Give the package a unique name.

PLS-00336: non-object-table "string" illegal in this context

Cause: You have a REF or VALUE modifier for a non-object-table

Action: Replace the reference with a reference to an object-table alias.

PLS-00337: "string" matches too many object table aliases

Cause: You have an ambiguous reference to an object-table alias; there are at least two object-table aliases in the same scope.

Action: Remove all but one of the references or change the alias names of the remaining.

PLS-00338: unable to resolve "string" as a column or row expression

Cause: You have a reference to a name that could not be resolved as a column or row expression. This occurred in an update or insert statement involving an object-table.

Action: If this is an update statement and you intended to code this as a column reference, fix it as such. If you intended to code this as a row expression, change this to refer to an alias of an object-table.

PLS-00339: "string" matches object-table without a REF or VALUE modifier

Cause: You have an object-table name appearing without a REF or VALUE modifier.

Action: If you intended to code this with a REF or VALUE modifier, add the modifier; if you intended to code this as a column reference, change the reference appropriately; otherwise, remove the reference.

PLS-00341: declaration of cursor 'string' is incomplete or malformed

Cause: A cursor declaration is improper or an identifier referenced in the cursor declaration was not properly declared. A return type that does not refer to an existing database table or a previously declared cursor or cursor variable might have been specified. For example, the following cursor declaration is illegal because c1 is not yet fully defined: `CURSOR c1 RETURN c1%ROWTYPE IS SELECT ... -- illegal` In this case, a return type does not have to be specified because it is implicit.

Action: Check the spelling and declaration of the cursor name and any identifiers referenced in the cursor declaration. Also confirm that the declaration is placed correctly in the block structure. If a return type was specified, make sure that it refers to an existing database table or a previously declared cursor or cursor variable.

PLS-00351: Not logged onto database 'string'

Cause: An attempt was made to access an Oracle database without being logged on. Probably, an invalid username or password was entered.

Action: Log on to Oracle with a correctly spelled username and password before trying to access the database.

PLS-00352: Unable to access another database 'string'

Cause: An attempt was made to reference an object in a database other than the current local or remote Oracle database.

Action: Correct the reference and make sure the object is in the current Oracle database.

PLS-00353: 'string' must name a user in the database

Cause: This error occurs when the username was misspelled or when the user does not exist in the database.

Action: Check the spelling of the username and make sure the user exists.

PLS-00354: username must be a simple identifier

Cause: A qualified username such as scott.accts is not permitted in this context.

Action: Specify a simple username such as scott instead.

PLS-00355: use of pl/sql table not allowed in this context

Cause: A PL/SQL table was referenced in the wrong context (for example, with a remote link).

Action: Remove the PL/SQL table reference or change the context.

PLS-00356: 'string' must name a table to which the user has access

Cause: The named table is not accessible to the user. This error occurs when the table name or username was misspelled, the table and/or user does not exist in the database, the user was not granted the necessary privileges, or the table name duplicates the name of a local variable or loop counter.

Action: Check the spelling of the table name and username. Also confirm that the table and user exist, the user has the necessary privileges, and the table name does not duplicate the name of a local variable or loop counter.

PLS-00357: Table, View Or Sequence reference 'string' not allowed in this context

Cause: A reference to database table, view, or sequence was found in an inappropriate context. Such references can appear only in SQL statements or (excluding sequences) in %TYPE and %ROWTYPE declarations. Some valid examples follow: `SELECT ename, emp.deptno, dname INTO my_ename, my_deptno, my_dept .FROM emp, dept WHERE emp.deptno = dept.deptno; DECLARE last_name emp.ename%TYPE; dept_rec dept%ROWTYPE;`

Action: Remove or relocate the illegal reference.

PLS-00358: column 'string' exists in more than one table; use qualifier

Cause: The statement is ambiguous because it specifies two or more tables having the same column name. For example, the following statement is ambiguous because deptno is a column in both tables: `SELECT deptno, loc INTO my_deptno, my_loc FROM emp, dept;`

Action: Precede the column name with the table name (as in emp.deptno) so that the column reference is unambiguous.

PLS-00359: assignment target in 'string' must have components

Cause: An assignment target was declared that lacks the components needed to store the assigned values. For example, this error occurs if you try to assign a row of column values to a variable instead of a record, as follows: `DECLARE dept_rec dept %ROWTYPE; my_deptno dept.deptno%TYPE; ... BEGIN SELECT deptno, dname, loc INTO my_deptno -- invalid FROM dept WHERE ...`

Action: Check the spelling of the names of the assignment target and all its components. Make sure the assignment target is declared with the required components and that the declaration is placed correctly in the block structure.

PLS-00360: cursor declaration without body needs return type

Cause: A cursor declaration lacks either a body (SELECT statement) or a return type. If you want to separate a cursor specification from its body, a return type must be supplied, as in `CURSOR c1 RETURN emp%ROWTYPE;`

Action: Add a SELECT statement or return type to the cursor declaration.

PLS-00361: IN cursor '*string*' cannot be OPEN'ed

Cause: A cursor parameter with mode IN cannot be modified, and therefore cannot be opened.

Action: Change the cursor parameter to be IN OUT or OUT

PLS-00362: invalid cursor return type; '*string*' must be a record type

Cause: In a cursor specification or REF CURSOR type definition, a non- record type such as NUMBER or TABLE was specified as the return type. This is not allowed.

Only the following return types are allowed: `<record_type_name> <record_name> %TYPE` `<table_name>%ROWTYPE` `<cursor_name>%ROWTYPE` `<cursor_variable_name>%ROWTYPE`

Action: Revise the cursor specification or REF CURSOR type definition so that it specifies one of the above return types.

PLS-00363: expression '*string*' cannot be used as an assignment target

Cause: A literal, constant, IN parameter, loop counter, or function call was mistakenly used as the target of an assignment. For example, the following statement is illegal because the assignment target, 30, is a literal: `SELECT deptno INTO 30 FROM dept WHERE ... -- illegal`

Action: Correct the statement by using a valid assignment target.

PLS-00364: loop index variable '*string*' use is invalid

Cause: An attempt was made to assign the value of an OUT parameter to

Action: Use an IN OUT parameter instead of the OUT parameter. Inside a

PLS-00366: subtype of a NOT NULL type must also be NOT NULL

Cause: After a subtype was defined as NOT NULL, it was used as the base type for another subtype defined as NULL. That is not allowed. For example, the code might look like `DECLARE SUBTYPE Weekday IS INTEGER NOT NULL; SUBTYPE Weekend IS Weekday NULL; -- illegal` instead of `DECLARE SUBTYPE Weekday IS INTEGER NOT NULL; SUBTYPE Weekend IS Weekday;`

Action: Revise the subtype definitions to eliminate the conflict.

PLS-00367: a RAISE statement with no exception name must be inside an exception handler

Cause: A RAISE statement not followed by an exception name was found outside an exception handler

Action: Delete the RAISE statement, relocate it to an exception handler, or supply the missing exception name.

PLS-00368: in RAISE statement, '*string*' must be an exception name

Cause: The identifier in a RAISE statement is not a valid exception name.

Action: Make sure the identifier in the RAISE statement was declared as an exception and is correctly placed in the block structure. If you are using the name of a PL/SQL predefined exception, check its spelling.

PLS-00369: no choices may appear with choice OTHERS in an exception handler

Cause: A construct of the form WHEN excep1 OR OTHERS => was encountered in the definition of an exception handler. The OTHERS handler must appear by itself as the last exception handler in a block.

Action: Remove the identifier that appears with OTHERS or write a separate exception handler for that identifier.

PLS-00370: OTHERS handler must be last among the exception handlers of a block

Cause: One or more exception handlers appear after an OTHERS handler. However, the OTHERS handler must be the last handler in a block or subprogram because it acts as the handler for all exceptions not named specifically.

Action: Move the OTHERS handler so that it follows all specific exception handlers.

PLS-00371: at most one declaration for 'string' is permitted

Cause: A reference to an identifier was ambiguous because there were multiple declarations for the identifier. At most one local variable with a given identifier is permitted in the declarative part of a block, procedure, or function. At most one label with a given identifier may appear in a block.

Action: Check the spelling of the identifier. If necessary, remove all but one declaration of the identifier.

PLS-00372: In a procedure, RETURN statement cannot contain an expression

Cause: In a procedure, a RETURN statement contains an expression, which is not allowed. In functions, a RETURN statement must contain an expression because its value is assigned to the function identifier. However, in procedures, a RETURN statement simply lets you exit before the normal end of the procedure is reached.

Action: Remove the expression from the RETURN statement, or redefine the procedure as a function.

PLS-00373: EXIT/CONTINUE label 'string' must label a LOOP statement

Cause: The label in the EXIT or CONTINUE statement did not refer to a LOOP statement. An EXIT or CONTINUE statement need not specify a label. However, if a label is specified (as in EXIT my_label or CONTINUE my_label), it must refer to a LOOP statement.

Action: Make sure the label name is spelled correctly and that it refers to a LOOP statement.

PLS-00374: illegal EXIT/CONTINUE statement; must appear inside the loop labeled 'string'

Cause: The label in the EXIT or CONTINUE statement did not refer to a loop statement. An EXIT or CONTINUE statement need not specify a label. However, if a label is specified (as in EXIT my_label or CONTINUE my_label), the EXIT or CONTINUE statement must be inside the LOOP statement designated by that label.

Action: Make sure the label name is spelled correctly; if necessary, move the EXIT or CONTINUE statement inside the LOOP statement to which the label refers.

PLS-00375: illegal GOTO statement; this GOTO cannot branch to label 'string'

Cause: The line and column numbers accompanying the error message refer to a GOTO that branches from outside a construct (a loop or exception handler, for example) that contains a sequence of statements to a label inside that sequence of statements. Such a branch is not allowed.

Action: Either move the GOTO statement inside the sequence of statements or move the labeled statement outside the sequence of statements.

PLS-00376: illegal EXIT/CONTINUE statement; it must appear inside a loop

Cause: An EXIT or CONTINUE statement was found outside of a loop construct. The EXIT statement is used to exit prematurely from a loop and the CONTINUE statement is used to begin the next iteration of a loop; each must always appear within a loop.

Action: Either remove the EXIT or CONTINUE statement or place it inside a loop.

PLS-00377: internal type PLS_INTEGER is not included in this release of PL/SQL

Cause: The type-name INTEGER was used in a declaration.

Action: n/a

PLS-00378: invalid compilation unit for this release of PL/SQL

Cause: A compilation unit is a file containing PL/SQL source code that is passed to the compiler. Only compilation units containing blocks, declarations, statements, and subprograms are allowed. This error occurs when some other language construct is passed to the compiler.

Action: Make sure the compilation unit contains only blocks, declarations, statements, and subprograms.

PLS-00379: CASE statements are not included in this release of PL/SQL

Cause: The unit being compiled contains a CASE statement. However, the current release of PL/SQL does not support CASE statements.

Action: Remove the CASE statement from the compilation unit.

PLS-00380: functions and procedures are not included in this release of PL/SQL

Cause: The program being compiled contains a declaration of a FUNCTION or PROCEDURE.

Action: n/a

PLS-00381: type mismatch found at '*string*' between column and variable in subquery or INSERT

Cause: The datatypes of a column and a variable do not match. The variable was encountered in a subquery or INSERT statement.

Action: Change the variable datatype to match that of the column.

PLS-00382: expression is of wrong type

Cause: An expression has the wrong datatype for the context in which it was found.

Action: Change the datatype of the expression. You might want to use datatype conversion functions.

PLS-00383: type mismatch found at '*string*' inside an IN or NOT IN clause

Cause: In a test for set membership such as X NOT IN (SELECT Y ...), the expressions X and Y do not match in datatype, and it is unclear which implicit conversion is required to correct the mismatch.

Action: Change the expressions so that their datatypes match. You might want to use datatype conversion functions in the select list.

PLS-00384: type mismatch found at '*string*' in UPDATE's SET clause

Cause: The column to the left of the equal sign in the SET clause of an UPDATE statement does not match in datatype with the column, expression, or subquery to the right of the equal sign, and it is unclear which implicit conversion is required to correct the mismatch.

Action: Change the expressions so that their datatypes match. You might want to use datatype conversion functions in the SET clause.

PLS-00385: type mismatch found at '*string*' in SELECT...INTO statement

Cause: The expressions to the left and right of the INTO clause in a SELECT...INTO statement do not match in datatype, and it is unclear which implicit conversion is required to correct the mismatch.

Action: Change the expressions so that their datatypes match. You might want to use datatype conversion functions in the select list.

PLS-00386: type mismatch found at '*string*' between FETCH cursor and INTO variables

Cause: An assignment target in the INTO list of a FETCH statement does not match in datatype with the corresponding column in the select list of the cursor declaration, and it is unclear which implicit conversion is required to correct the mismatch.

Action: Change the cursor declaration or change the datatype of the assignment target. You might want to use datatype conversion functions in the select list of the query associated with the cursor.

PLS-00387: INTO variable cannot be a database object

Cause: An item in the INTO list of a FETCH or SELECT statement was found to be a database object. INTO introduces a list of user-defined variables to which output values are assigned. Therefore, database objects cannot appear in the INTO list.

Action: Check the spelling of the INTO list item. If necessary, remove the item from the INTO list or replace it with a user-defined output variable.

PLS-00388: undefined column '*string*' in subquery

Cause: A subquery contains a column name that was not defined in the specified table.

Action: Change the expression to specify a column that was defined.

PLS-00389: table, view or alias name "*string*" not allowed in this context

Cause: A table, view or alias name *name* corresponding to a regular (non-object) table appeared in an inappropriate context.

Action: Remove the reference, or, if you intended to code this as a column reference, fix it as such.

PLS-00390: undefined column '*string*' in INSERT statement

Cause: Check the spelling of the column name, then change the expression so that it refers only to defined columns.

Action: Check the spelling of the column name, then change the expression so that it refers only to defined columns.

PLS-00391: undefined column '*string*' in UPDATE statement

Cause: An UPDATE statement refers to a column not defined for the table or view being updated.

Action: Check the spelling of the column name, then revise the statement so that it refers only to defined columns.

PLS-00392: Type mismatch in arguments to BETWEEN

Cause: In a comparison such as X BETWEEN Y AND Z, the expressions X, Y, and Z do not match in datatype, and it is unclear which implicit conversion is required to correct the mismatch.

Action: Change the expressions so that their datatypes match. You might want to use datatype conversion functions.

PLS-00393: wrong number of columns in SELECT...INTO statement

Cause: The number of columns selected by a SELECT...INTO statement does not match the number of variables in the INTO clause.

Action: Change the number of columns in the select list or the number of variables in the INTO clause so that the numbers match.

PLS-00394: wrong number of values in the INTO list of a FETCH statement

Cause: The number of variables in the INTO clause of a FETCH statement does not match the number of columns in the cursor declaration.

Action: Change the number of variables in the INTO clause or the number of columns in the cursor declaration so that the numbers match.

PLS-00395: wrong number of values in VALUES clause of INSERT statement

Cause: The number of columns in an INSERT statement does not match the number of values in the VALUES clause. For example, the following statement is faulty because no column is specified for the value 20: INSERT INTO emp (empno, ename) VALUES (7788, 'SCOTT', 20);

Action: Change the number of items in the column list or the number of items in the VALUES list so that the numbers match.

PLS-00396: INSERT statement's subquery yields wrong number of columns

Cause: The number of columns in an INSERT statement does not match the number of columns in a subquery select list. For example, the following statement is faulty because no corresponding column is specified for col3: INSERT INTO emp (ename, empno) SELECT col1, col2, col3 FROM ...

Action: Change the column list of the INSERT or subquery so they are the same length. ACTION: Change the number of items in the column list of the INSERT statement or the number of items in the select list so that the numbers match.

PLS-00397: Type mismatch in arguments to IN

Cause: In a test for set membership such as X IN (Y, Z), the expressions X, Y, and Z do not match in datatype, and it is unclear which implicit conversion is required to correct the mismatch.

Action: Change the expressions so that their datatypes match. You might want to use datatype conversion functions.

PLS-00398: wrong number of columns in UNION, INTERSECT, or MINUS expression

Cause: The SELECT clauses to the left and right of a UNION, INTERSECT, or MINUS expression do not select the same number of columns. For example, the following statement is faulty because the select lists do not contain the same number of items: CURSOR my_cur IS SELECT ename FROM emp INTERSECT SELECT ename, empno FROM emp;

Action: Change the select lists so that they contain the same number of items.

PLS-00399: different types of columns in UNION, INTERSECT, or MINUS expression

Cause: The select lists to the left and right of a UNION, INTERSECT, or MINUS expression select at least one column that is mismatched in datatype. For example, the following statement is faulty because the constant 3 has datatype NUMBER, whereas SYSDATE has datatype DATE: `CURSOR my_cur IS SELECT 3 FROM emp INTERSECT SELECT SYSDATE FROM emp;`

Action: Change the select lists so that they match in datatype. You might want to use datatype conversion functions in the select list of one or more queries.

PLS-00400: different number of columns between cursor SELECT statement and return value

Cause: In a cursor declaration, a return type (such as `RETURN emp%ROWTYPE`) was specified, but the number of returned column values does not match the number of select-list items.

Action: Change the cursor return type or the select list so that the number of returned column values matches the number of select-list items.

PLS-00401: different column types between cursor SELECT statement and return value found at 'string'

Cause: In a cursor declaration, a return type (such as `RETURN emp%ROWTYPE`) was specified, but a returned column value and its corresponding select-list item have different datatypes.

Action: Change the cursor return type or the select list so that each returned column value and its corresponding select-list item have the same datatype.

PLS-00402: alias required in SELECT list of cursor to avoid duplicate column names

Cause: A cursor was declared with a SELECT statement that contains duplicate column names. Such references are ambiguous.

Action: Replace the duplicate column name in the select list with an alias.

PLS-00403: expression 'string' cannot be used as an INTO-target of a SELECT/FETCH statement

Cause: A FETCH statement was unable to assign a value to an assignment target in its INTO list because the target is not a legally formed and declared variable. For example, the following assignment is illegal because 'Jones' is a character string, not a variable: `FETCH my_cur INTO 'Jones';`

Action: Check the spelling and declaration of the assignment target. Make sure that the rules for forming variable names are followed.

PLS-00404: cursor 'string' must be declared with FOR UPDATE to use with CURRENT OF

Cause: The use of the `CURRENT OF cursor_name` clause is legal only if `cursor_name` was declared with a `FOR UPDATE` clause.

Action: Add a `FOR UPDATE` clause to the definition of the cursor or do not use the `CURRENT OF cursor_name` clause.

PLS-00405: subquery not allowed in this context

Cause: A subquery was used in an inappropriate context, such as: `if (SELECT deptno FROM emp WHERE ...) = 20 then ...` Subqueries are allowed only in SQL statements.

Action: The same result can be obtained by using a temporary variable, as in: SELECT deptno INTO temp_var FROM emp WHERE ...; IF temp_var = 20 THEN ...

PLS-00406: length of SELECT list in subquery must match number of assignment targets

Cause: A query select list is not the same length as the list of targets that will receive the returned values. For example, the following statement is faulty because the subquery returns two values for one target: UPDATE emp SET ename = (SELECT ename, empno FROM emp WHERE ename = 'SMITH') ...

Action: Change one of the lists so that they contain the same number of items.

PLS-00407: '*' not allowed here; a list of columns is required

Cause: An asterisk (*) was used as an abbreviation for a list of column names. However, in this context the column names must be written out explicitly.

Action: Replace the asterisk with a list of column names.

PLS-00408: duplicate column 'string' not permitted in INSERT or UPDATE

Cause: An UPDATE or INSERT statement has a column list that contains duplicate column names.

Action: Check the spelling of the column names, then eliminate the duplication.

PLS-00409: duplicate variable 'string' in INTO list is not permitted

Cause: The same variable appears twice in the INTO list of a SELECT or FETCH statement.

Action: Remove one of the variables from the INTO list.

PLS-00410: duplicate fields in RECORD, TABLE or argument list are not permitted

Cause: When a user-defined record was declared, the same name was given to two fields. Like column names in a database table, field names in a user-defined record must be unique.

Action: Check the spelling of the field names, then remove the duplicate.

PLS-00411: Number of values in aggregate and in subquery don't match

Cause: In a statement of the form aggregate = subquery, the numbers of values in the aggregate and subquery are unequal. For example, the code might look like ... WHERE (10,20,30) = (SELECT empno,deptno FROM emp WHERE...);

Action: Revise the aggregate or subquery so that the numbers of values match.

PLS-00412: list of values not allowed as argument to this function or procedure

Cause: A parenthesized list of values separated by commas (that is, an aggregate) was used in the wrong context. For example, the following usage is invalid: WHERE (col1, col2) > (SELECT col3, col4 FROM my_table ...) However, an equal sign can take a list of values and a subquery as left- and right-hand-side arguments, respectively. So, the following usage is valid: WHERE (col1, col2) = (SELECT col3, col4 FROM my_table ...)

Action: Rewrite the expression. For example, the clause WHERE (col1, col2) > (SELECT col3, col4 FROM my_table ...) can be rewritten as WHERE col1 > (SELECT col3 FROM my_table ...) AND col2 > (SELECT col4 FROM my_table ...)

PLS-00413: identifier in CURRENT OF clause is not a cursor name

Cause: The identifier in a CURRENT OF clause names an object other than a cursor.

Action: Check the spelling of the identifier. Make sure that it names the cursor in the DELETE or UPDATE statement and that it names the cursor itself, not a FOR-loop variable.

PLS-00414: no column '*string*' in table

Cause: A table name or alias was used to qualify a column reference, but the column was not found in that table. Either the column was never defined or the column name is misspelled.

Action: Confirm that the column was defined and check the spelling of the column name.

PLS-00415: '*string*' is an OUT parameter and cannot appear in a function

Cause: An OUT or IN OUT formal parameter was used in a function specification.

Action: n/a

PLS-00416: The third argument of DECODE cannot be NULL

Cause: The third argument of DECODE is NULL.

Action: Enter an argument with a proper type and value.

PLS-00417: unable to resolve "*string*" as a column

Cause: A database table, view, or column was specified in a SQL statement that does not exist, or the privileges required to access the table or view were not granted.

Action: Check the spelling of the table (or view) and column names; make sure the table and columns exist. If necessary, ask the DBA to grant the privileges required to access the table.

PLS-00418: array bind type must match PL/SQL table row type

Cause: A host array was passed (by an Oracle Precompiler program, for example) to a PL/SQL subprogram for binding to a PL/SQL table parameter. However, the datatypes of the array elements and PL/SQL table rows are incompatible. So, the binding failed.

Action: Change the datatype of the array elements or PL/SQL table rows to make the datatypes compatible.

PLS-00419: reference to remote attribute not permitted

Cause: An attempt was made to reference a remote cursor attribute, which is not allowed. For example, the code might look like IF SQL%NOTFOUND@newyork THEN ...

Action: Do not try to reference a remote cursor attribute.

PLS-00420: can't call builtin routines remotely

Cause: An attempt was made to call a built-in PL/SQL function remotely, which is not allowed. For example, the code might look like my_sqlerrm := SQLERRM@newyork; or INSERT INTO emp VALUES (my_empno, STANDARD.RTRIM@newyork(my_ename), ...);

Action: Always call built-in functions locally; never specify a database link.

PLS-00421: circular synonym '*string*'

Cause: Directly or indirectly, a synonym was defined in terms of itself, creating a circular definition.

Action: Redefine the synonyms to eliminate the circular definition.

PLS-00422: no PL/SQL translation for the bindtype given for this bind variable

Cause: A host variable was passed (by an Oracle Precompiler program, for example) to PL/SQL for binding. However, its datatype is not compatible with any PL/SQL datatype. So, the binding failed.

Action: Change the datatype of the host variable to make it compatible with a PL/SQL datatype.

PLS-00423: ORDER BY item must be the number of a SELECT-list expression

Cause: A column alias was used in the ORDER BY clause of a SELECT statement that uses a UNION, INTERSECT, or MINUS set operator. This is not allowed. In such cases, expressions in the ORDER BY clause must be unsigned integers that designate the ordinal positions of select-list items.

Action: Change the alias in the ORDER BY clause to an unsigned integer that designates the ordinal position of the select item in question.

PLS-00424: RPC defaults cannot include Package State

Cause: An attempt was made to call a remote subprogram whose defaulted parameters depend on package state, which is not allowed. When calling remote subprograms, the actual parameters must be passed explicitly if the corresponding formal parameters depend on package state.

Action: Call the remote subprogram by passing each actual parameter explicitly.

PLS-00425: in SQL, function argument and return types must be SQL type

Cause: When a cursor variable was declared as the formal parameter of a

Action: Change the parameter mode from OUT to IN or IN OUT.

PLS-00427: RPC defaults cannot use builtins when versions of STANDARD differ

Cause: An attempt was made to call a remote subprogram whose defaulted parameter value is calculated using a builtin operation. If the calling system uses a different version of package STANDARD than does the called system, a defaulted expression must be either a simple numeric or string literal, NULL, or a direct call to a user-written function.

Action: Call the remote subprogram by passing each actual parameter value explicitly.

PLS-00428: an INTO clause is expected in this SELECT statement

Cause: The INTO clause of a SELECT INTO statement was omitted. For example, the code might look like SELECT deptno, dname, loc FROM dept WHERE ... instead of SELECT deptno, dname, loc INTO dept_rec FROM dept WHERE ... In PL/SQL, only a subquery is written without an INTO clause.

Action: Add the required INTO clause.

PLS-00429: unsupported feature with RETURNING clause

Cause: - INTO clause and RETURNING clause cannot be use in the same statement - RETURNING clause is currently not supported for object type columns, LONG columns, records, %rowtypes, remote tables and INSERT with subquery. This is as ORA-28815.

Action: Use separate select statement to get the values.

PLS-00430: FORALL iteration variable *string* is not allowed in this context

Cause: FORALL iteration variable can only be used as a subscript. It cannot be used directly or as a part of an expression.

Action: Use FORALL variable only as a collection subscript.

PLS-00431: bulk SQL attributes must use a single index

Cause: More than one index specified to access SQL bulk attribute.

Action: Use a single index of integer datatype.

PLS-00432: implementation restriction: cannot use FORALL and BULK COLLECT INTO together in SELECT statements

Cause: SELECT statement contains both the FORALL and BULK COLLECT INTO phrases.

Action: Do not use FORALL and BULK COLLECT INTO together in SELECT statements.

PLS-00433: inconsistent package STANDARD

Cause: PL/SQL compiler could not find the entries (such as type declarations) that should exist in the package STANDARD.

Action: Make sure that the correct version of package STANDARD is available in the current Oracle database, then retry compilation.

PLS-00434: record field has unsupported type: "string"

Cause: An attempt was made to use an unsupported type for a record field. In this release, the use of the SQL92 datetime types (time, timestamp, time with time zone, timestamp with time zone, interval year to month, interval day to second) are not supported in record fields.

Action: Use only supported types for record fields.

PLS-00435: DML statement without BULK IN-BIND cannot be used inside FORALL

Cause: The DML (SELECT/INSERT/DELETE/UPDATE) statement inside the FORALL statement does not contain BULK IN-BIND variables.

Action: The DML (SELECT/INSERT/DELETE/UPDATE) statement inside the FORALL statement must contain BULK IN-BIND variables.

PLS-00436: implementation restriction: cannot reference fields of BULK IN-BIND table of records or objects

Cause: table(bulk_index).field is not supported at run-time.

Action: Use FOR loop with instead of the FORALL DML statement (MERGE/INSERT/DELETE/UPDATE).

PLS-00437: FORALL bulk index cannot be used in string clause

Cause: RETURNING table(bulk_index) is not supported.

Action: Use RETURNING BULK COLLECT instead

PLS-00438: value in LIMIT clause: 'string' use is invalid

Cause: The evaluation value in the LIMIT clause of a bulk fetch was found in an inappropriate context. For example, the following statement is illegal because the LIMIT clause in a bulk fetch expects a numeric value. `FETCH c1 BULK COLLECT INTO var_tab LIMIT '22333'; -- illegal`

Action: Change the expression of the LIMIT clause so that the evaluation result is compatible to a numeric value.

PLS-00439: A LIMIT clause must be used within a BULK FETCH

Cause: A LIMIT clause is used within a non-bulk fetch

Action: Do not use a LIMIT clause when a non-bulk fetch is used.

PLS-00440: FORALL bulk IN-bind variables cannot be used here

Cause: A reference to a FORALL statement's bulk IN-bind variable was found in a context in which it is not permitted. For example, such variables are not permitted in expressions in the USING clause of a dynamic SQL statement: forall j in 1..Users.Count() execute immediate ' insert into System_Users(Username) values :U' using Upper(Users(j));

Action: In the case described above, move the expression from the USING clause into the SQL statement: forall j in 1..Users.Count() execute immediate ' insert into System_Users(Username) values Upper(:U)' using Users(j);

PLS-00441: EXIT/CONTINUE statement may have a label here; 'string' is not a label

Cause: The specified name was not a label. An EXIT or CONTINUE statement does not require a label, but when the optional name appears, it must be a label.

Action: Check the spelling of the name. Make sure that the name is the label of a loop in which the EXIT or CONTINUE statement is nested. If a label is not needed for this statement, delete the name.

PLS-00442: CONTINUE statement may not have the prefix STANDARD

Cause: The procedure CONTINUE appears in STANDARD but that procedure may not be called either with its name alone or with the prefix STANDARD. It exists only to help in analysis of the CONTINUE statement.

Action: If a CONTINUE statement is intended, remove the prefix. If some other procedure was intended, check the spelling of the prefix and of the procedure name.

PLS-00450: a variable of this private type cannot be declared here

Cause: A variable declaration uses a type that is declared PRIVATE in some other compilation unit.

Action: Do not use this type in a PRIVATE variable declaration.

PLS-00452: Subprogram 'string' violates its associated pragma

Cause: A packaged function cannot be called from SQL statements unless its purity level is asserted by coding a RESTRICT_REFERENCES pragma in the package specification. The pragma, which is used to control side effects, tells the PL/SQL compiler to deny the packaged function read/write access to database tables, public packaged variables, or both. A SQL statement that violates the pragma will cause a compilation error.

Action: Raise the purity level of the function, or relax the pragma restrictions.

PLS-00453: remote operations not permitted on object tables or user-defined type columns

Cause: A reference to a remote object tables or user-defined type column was found.

Action: Do not refer to it.

PLS-00454: with a returning into clause, the table expression cannot be remote or a subquery

Cause: A reference to a remote table or subquery was found in a sql statement with a returning into clause.

Action: Do not refer to it, or do use a subsequent select statement.

PLS-00455: cursor '*string*' cannot be used in dynamic SQL OPEN statement

Cause: dynamically OPEN a REF CURSOR that has RETURN type. However, only REF CURSOR without RETURN type can be OPEN'ed by an embedded dynamic OPEN statement.

Action: define a REF CURSOR without return type, and use it in the statement.

PLS-00456: item '*string*' is not a cursor

Cause: the given variable is not a cursor and therefore cannot be OPEN'ed or FETCH'ed from.

Action: check the spelling and declaration for the given variable.

PLS-00457: expressions have to be of SQL types

Cause: an expression of wrong type is in USING or dynamic RETURNING clause. In USING or dynamic RETURNING clause, an expression cannot be of non-SQL types such as BOOLEAN, INDEX TABLE, and record.

Action: change the expression type to a SQL type.

PLS-00458: subprogram '*string*' cannot be called from a REPEATABLE subprogram

Cause: The subprogram is not REPEATABLE and cannot be called from a REPEATABLE subprogram.

Action: delete the call or delete REPEATABLE.

PLS-00459: this feature is not allowed in REPEATABLE subprogram

Cause: Having one of the followings feature in the REPEATABLE subprogram: dynamic SQL statements or autonomous transaction.

Action: delete the statements or delete REPEATABLE.

PLS-00460: REPEATABLE subprogram '*string*' has to be RNDS, WNDS, RNPS, and WNPS

Cause: Repeatable subprogram can neither read database state (RNDS), write database state (WNDS), read package state (RNPS), nor write package state (WNPS).

Action: make the subprogram to be RNDS, WNDS, RNPS, and WNPS or delete REPEATABLE

PLS-00461: mismatch REPEATABLE information between specification and body of '*string*'

Cause: REPEATABLE is declared at the subprogram's specification, but not at its body, or vice versa.

Action: make sure both specification and body are declared as REPEATABLE

PLS-00462: nested subprogram '*string*' has to be REPEATABLE

Cause: the nested subprogram of a REPEATABLE subprogram is not declared as REPEATABLE. If a subprogram is REPEATABLE, all of its nested subprograms has to be declared as REPEATABLE.

Action: declared the nested subprogram as REPEATABLE

PLS-00483: exception '*string*' may appear in at most one exception handler in this block

Cause: An exception appears in two different WHEN clauses (that is, two different exception handlers) in the exception-handling part of a PL/SQL block or subprogram.

Action: Remove one of the references to the exception.

PLS-00484: redundant exceptions '*string*' and '*string*' must appear in same exception handler

Cause: Using the EXCEPTION_INIT pragma, different exceptions were initialized to the same Oracle error number; then, they were referenced in different exception handlers within the same exception-handling part. Such references conflict.

Action: Remove one of the exceptions or initialize it to a different Oracle error number.

PLS-00485: in exception handler, '*string*' must be an exception name

Cause: An identifier not declared as an exception appears in an exception handler WHEN clause. Only the name of an exception is valid in a WHEN clause.

Action: Check the spelling of the exception name and make sure the exception was declared properly.

PLS-00486: select list cannot be enclosed in parentheses

Cause: In a SELECT statement, the select list was enclosed in parentheses, as in: SELECT (deptno, dname, loc) FROM dept INTO ... This breaks the rules of SQL syntax. Parentheses are not required because the keywords SELECT and FROM delimit the select list.

Action: Remove the parentheses enclosing the select list.

PLS-00487: Invalid reference to variable '*string*'

Cause: A variable was referenced in a way that is inconsistent with its datatype. For example, a scalar variable might have been mistakenly referenced as a record, as follows: DECLARE CURSOR emp_cur IS SELECT empno, ename, sal FROM emp; emp_rec emp_cur%ROWTYPE; my_sal NUMBER(7,2); BEGIN ... total_sal := total_sal + my_sal.sal; -- invalid ...

Action: Check the spelling of the variable name. Make sure the variable was declared properly and that the declaration and reference are consistent regarding datatype.

PLS-00488: '*string*' must be a type

Cause: The datatype specifier in a declaration or expression does not designate a legal type. For example, the %TYPE attribute might not have been added to a declaration, as in DECLARE my_sal emp.sal%TYPE; my_ename emp.ename; -- missing %TYPE ... When declaring a constant or variable, to provide the datatype of a column automatically, use the %TYPE attribute. Likewise, when declaring a record, to provide the datatypes of a row automatically, use the %ROWTYPE attribute.

Action: Make sure the datatype specifier designates a legal type. Remember to use the %TYPE and %ROWTYPE attributes when necessary.

PLS-00489: invalid table reference: '*string*' must be a column in this expression

Cause: In a query, a select-list item refers to a table in the FROM clause but not to a database column.

Action: Check the spelling of the column names, make sure each column in the select list refers to a table in the FROM clause, then re-execute the query.

PLS-00490: illegal statement

Cause: A constant, variable, function call, or incomplete statement was used where a statement was expected. For example, instead of calling a function from an expression, it might have been called as a statement (as if it were a procedure).

Action: Check the statement, making sure that its commands, identifiers, operators, delimiters, and terminator form a complete and valid PL/SQL statement.

PLS-00491: numeric literal required

Cause: A constant or variable was used where a numeric literal is required. For example, the code might look like `my_ename VARCHAR2(max_len)`; instead of `my_ename VARCHAR2(15)`; When specifying the maximum length of a `VARCHAR2` variable, an integer literal must be used.

Action: Replace the identifier with a numeric literal.

PLS-00492: variable or constant initialization may not refer to functions declared in the same package

Cause: If a package spec `p` declares a function `f`, that function may not be used in any variable declarations in that same package spec. This is because of a circular instantiation problem: in order to fully instantiate the package spec, the variable must be initialized. To initialize the variable, the function body code in the package body must be executed. That requires that the package body be instantiated. However, the package body cannot be instantiated until the package spec is fully instantiated.

Action: Remove the reference to the function from the variable initialization. A technique which often works is to move the variable initialization from the variable declaration (in the package spec) to the package body initialization block.

PLS-00493: invalid reference to a server-side object or function in a local context

Cause: A reference to a server-side object (e.g. a table column) or function (a group function such as `SUM`, `AVG`, `MIN`, `MAX`, ...) was found in a context where only PL/SQL objects may be present (such as within the parameter list of a local function or as the index of a (local) PL/SQL table.)

Action: Rewrite the offending statement; or (if a local function call is the problem context), make the function non-local (either packaged or top-level.)

PLS-00494: coercion into multiple record targets not supported

Cause: The `INTO` list of a `SELECT` or `FETCH` specified more than a single record-type target and the column types required coercion into a record to match the `INTO` list. This is type checked as correct, but not yet supported.

Action: Create a new record type to hold all of the column types or code the `SELECT` with an `INTO` target for every source column.

PLS-00495: too many columns in SELECT...INTO statement after bursting record targets

Cause: Type checking indicated the columns in a `SELECT` or `FETCH` were being collected into a record in the `INTO` list. The record was burst into its fields. There were not enough fields in the record for each of the columns.

Action: Change the number of columns or the record variable(s) in the `INTO` clause so that they match.

PLS-00496: too few columns in SELECT...INTO statement after bursting record targets

Cause: Type checking indicated the columns in a `SELECT` or `FETCH` were being collected into a record in the `INTO` list. The record was burst into its fields. There were not enough columns to fill all of the fields in the record.

Action: Change the number of columns or the record variable(s) in the `INTO` clause so that they match.

PLS-00497: cannot mix between single row and multi-row (BULK) in INTO list

Cause: - When BULK syntax (e.g. BULK COLLECT INTO) is used to retrieve data, every variable in the INTO list has to be of type that is a collection of the type of the corresponding column. - When BULK is NOT used, every variable in the INTO list has to be of compatible type with the corresponding column.

Action: Change the INTO list so that all variables have correct data types

PLS-00498: illegal use of a type before its declaration

Cause: A variable or constant was declared to be of a type whose declaration appears later in the compilation unit; or, a type or subtype was declared in terms of another type whose declaration appears later in the compilation unit.

Action: Ensure that the type declaration precedes its use in the variable/ constant/ type declaration.

PLS-00499: coercion into collection of records not supported

Cause: A SELECT or FETCH may specify a column list to be coerced into a variable which is a collection of records. This is type checked as correct, but not yet supported because of the implicit layout change required.

Action: Express the SELECT with an object constructor around the columns and use a collection of objects as an INTO variable. Or, build the collection one row at a time coercing each row into a record which happens to be an element. Or, use a record of collections.

PLS-00500: invalid operator binding

Cause: An operator binding function cannot be found in the specified scope.

Action: Provide the correct number and types of parameters for the operator binding function. Or, specify the correct names for schema, package, or type containing the operator binding function.

PLS-00503: RETURN *value* statement required for this return from function

Cause: In a function body, a RETURN statement was used that contains no expression. In procedures, a RETURN statement contains no expression because the statement simply returns control to the caller. However, in functions, a RETURN statement must contain an expression because its value is assigned to the function identifier.

Action: Add an expression to the RETURN statement.

PLS-00504: type *string*_BASE may not be used outside of package STANDARD

Cause: In a declaration, the datatype NUMBER_BASE (for example) was mistakenly specified. The datatypes CHAR_BASE, DATE_BASE, MLSLABEL_BASE, and NUMBER_BASE are for internal use only.

Action: Specify (for example) the datatype NUMBER instead of NUMBER_BASE.

PLS-00505: User Defined Types may only be defined as PLSQL Tables or Records

Cause: An attempt was made to define a type other than TABLE or RECORD, but these are the only user-defined types allowed in this release of PL/SQL. For example, the following type definition is illegal: TYPE Byte IS INTEGER(2); -- illegal

Action: Remove the type definition, or revise it to specify a TABLE or RECORD type.

PLS-00506: User Defined Constrained Subtypes are disallowed

Cause: An attempt was made to define a constrained subtype, but only unconstrained subtypes are allowed in this release of PL/SQL. For example, the following type definition is illegal: `SUBTYPE Acronym IS VARCHAR2(5); -- illegal`

Action: Remove the illegal type constraint.

PLS-00507: a PLSQL Table may not contain a table or a record with composite fields

Cause: In a TABLE type definition, a nested record type was specified as the element type. This is not allowed. All fields in the record must be scalars.

Action: Remove the TABLE type definition, or replace the nested record type with a simple record type.

PLS-00508: The expression in a RETURN statement cannot be a type

Cause: A datatype specifier was used instead of an expression in the RETURN statement of a user-defined function, as shown in the example below. Do not confuse the RETURN statement, which sets the function identifier to the result value, with the RETURN clause, which specifies the datatype of the result value. `FUNCTION credit-rating (acct_no NUMBER) RETURN BOOLEAN IS BEGIN ... RETURN NUMBER; -- should be an expression END;`

Action: Replace the datatype specifier in the RETURN statement with an appropriate expression.

PLS-00509: Implementation Restriction : Pass a returned record to a temporary identifier before selecting a field

Cause: Illegal syntax was used to call a parameter-less function that returns a record or a PL/SQL table of records. When calling a function that takes parameters and returns a record, you use the following syntax to reference fields in the record: `function_name(parameters).field_name` However, you cannot use the syntax above to call a parameter-less function because PL/SQL does not allow empty parameter lists. That is, the following syntax is illegal: `function_name().field_name -- illegal; empty parameter list` You cannot just drop the empty parameter list because the following syntax is also illegal: `function_name.field_name -- illegal; no parameter list.`

Action: Declare a local record or PL/SQL table of records to which you can assign the function result, then reference its fields directly.

PLS-00510: Float cannot have scale

Cause: When a FLOAT variable was declared, its precision and scale were specified, as shown in the following example: `DECLARE Salary FLOAT(7,2);` However, a scale for FLOAT variables cannot be specified; only a precision can be specified, as in `salary FLOAT(7);`

Action: Remove the scale specifier from the declaration, or declare a NUMBER variable instead.

PLS-00511: a record may not contain a PL/SQL table of records

Cause: In a RECORD definition, one of the fields was declared as a PL/SQL table of records. This is not allowed. A record can be the component of another record (that is, records can be nested), but a PL/SQL table of records cannot be the component of a record.

Action: Remove the field declaration, or revise it to specify a simple record type.

PLS-00512: Implementation Restriction: 'string': Cannot directly access remote package variable or cursor

Cause: An attempt was made to reference a remote packaged variable or cursor. This is not allowed. Instead, add to the remote package a function that returns the value of the variable or cursor.

Action: Remove the illegal reference.

PLS-00513: PL/SQL function called from SQL must return value of legal SQL type

Cause: In a SQL statement, do not call a PL/SQL function having a return type that can not be handled by SQL. For example, type BOOLEAN, records and indexed-tables are not supported by SQL and functions returning such values can not be called from SQL.

Action: n/a

PLS-00514: INSERT statement with REF INTO clause requires a typed table

Cause: This INSERT statement provides REF INTO clause, which is only legal when the table specified in the INTO clause is an object table.

Action: n/a

PLS-00515: The type of the REF INTO variable 'string' must be REF to the table's type

Cause: In INSERT statement with REF INTO clause, the type of the data item must be REF to the type of the table used in INTO clause.

Action: n/a

PLS-00516: Type mismatch between object table and value 'string' in INSERT statement.

Cause: In the INSERT statement operating on typed tables (tables of objects), the type of a non-aggregate value did not match the object type of the table.

Action: n/a

PLS-00517: Type mismatch between a select list element 'string' and corresponding table column in INSERT statement with a subquery

Cause: In an INSERT statement with subquery, at least one of the elements of the select list was not type-compatible with the corresponding column of the table in the INTO clause. This error indicates that the subquery should be rewritten to match the structure of the target table.

Action: n/a

PLS-00518: This INSERT statement requires VALUES clause containing a parenthesised list of values

Cause: A VALUES clause was entered without a list of SQL data items in parentheses. In all INSERT statements with an explicit column list, the VALUES clause must contain a list of SQL data items in parentheses. For example: INSERT INTO my_tab (a,b,c) VALUES (1,2,my_variable);

Action: Rewrite the statement to include a list of SQL data items in parentheses.

PLS-00519: This INSERT statement requires a VALUES clause containing an object type expression, not a list of values

Cause: In an INSERT statement with typed tables, an aggregate was used when an object type item was expected.

Action: Replace the aggregate with an object constructor or other object type expression.

PLS-00520: MAP methods must be declared without any parameters other than (optional) SELF.

Cause: A MAP member function was declared with a parameter. Map member functions can have only one parameter: the default SELF parameter. Map methods must be declared without any parameters. The compiler adds the SELF parameter.

Action: Remove the parameter from the map member function.

PLS-00521: ORDER methods must be declared with 1 (one) parameter in addition to (optional) SELF.

Cause: An order member function was declared without the user-specified parameter. Order member functions have two parameters, one is the default SELF parameter which is added by the compiler. the second parameter is added by the user and must declare an order method which must be the same type as the containing object type.

Action: Check and correct the way the parameter is specified.

PLS-00522: MAP methods must return a scalar type.

Cause: The MAP member function was written such that it returns something other than a scalar type.

Action: Rewrite the MAP function such that it returns a scalar type.

PLS-00523: ORDER methods must return an INTEGER.

Cause: An order member function was written such that it returns something other than an integer type.

Action: Rewrite the ORDER method such that it returns an integer type.

PLS-00524: The parameter type in an ORDER method must be the containing object type.

Cause: An order member function was declared without the user-specified parameter. Order member functions have two parameters, one is the default SELF parameter which is added by the compiler. the second parameter is added by the user and must declare an order method which must be the same type as the containing object type.

Action: Check and correct the way the parameter is specified.

PLS-00525: Within SQL statements, only equality comparisons of objects are allowed without a map or order function.

Cause: A map or order function was not provided for a relational comparison. Only equality comparisons may be used when a map or order function is not supplied.

Action: Supply either a map or order function for the object. Otherwise change the program to use only equality comparisons.

PLS-00526: A MAP or ORDER function is required for comparing objects in PL/SQL.

Cause: Within stand alone PL/SQL, an attempt was made to compare objects without a map or order function.

Action: Provide a map or order function and retry the operation.

PLS-00527: MAP or ORDER functions require a PRAGMA RESTRICT_REFERENCES specifying :WNDS,WNPS,RNPS,RNDS.

Cause: Either a PRAGMA RESTRICT_REFERENCES was not specified or it was specified without one of the following: WNDS, WNPS, RNPS, or RNDS.

Action: Add or correct the PRAGMA and retry the operation.

PLS-00528: The parameters to an ORDER function must have IN mode

Cause: You declared parameter to an ORDER function to have OUT or IN OUT mode.

Action: Correct the parameter to use IN mode only.

PLS-00529: Bad column name *string* in INSERT statement (must be an identifier)

Cause: In an INSERT statement, an attempt was made to use a column name that is not an identifier. In any INSERT statement with explicit column list a column name must be a simple identifier.

Action: Rewrite the INSERT statement, using a simple identifier for the column name.

PLS-00530: Illegal type used for object type attribute: '*string*'.

Cause: An attempt was made to use an invalid type for an object type attribute.

Action: Use only supported types for the object type attribute.

PLS-00531: Unsupported type in a VARRAY or TABLE type: '*string*'.

Cause: An attempt was made to use an unsupported type in a VARRAY or TABLE type.

Action: Use only supported types in a VARRAY or TABLE type.

PLS-00532: Target of REF must be a complete or incomplete object type.

Cause: The target of a REF can only be a complete or an incomplete object type.

Action: If a REF is to be used, change the type; otherwise, remove the REF.

PLS-00533: Tables of non_queryable types are not supported.

Cause: An attempt was made to create a table of a type which cannot be queried. Tables of such types are not supported.

Action: Create an object type containing the non-queryable type. Then create a table of the object type.

PLS-00534: A Table type may not contain a nested table type or VARRAY.

Cause: An attempt was made to do one of the following: define a table type which contained nested collection types. or define an object table that has (perhaps nested) another table type or VARRAY type.

Action: Check the table definitions to be sure that they do not contain nested tables or VARRAYs.

PLS-00535: A VARRAY type may not contain a NESTED TABLE, VARRAY or LOB

Cause: An attempt was made to do one of the following: define a VARRAY type containing a nested collection type or LOB or define a VARRAY type of an object type that has a nested attribute which is one of NESTED TABLE, VARRAY or LOB type.

Action: Check the VARRAY definitions to be sure that they do not contain nested collection types, LOBs or nested attributes.

PLS-00536: Navigation through REF variables is not supported in PL/SQL.

Cause: The expression of the form refvar.field was entered. This is not supported in PL/SQL, ver 8.0.

Action: n/a

PLS-00537: A VARRAY must have a positive limit

Cause: A VARRAY type was declared with a non-positive limit, for example VARRAY(0).

Action: Declare the VARRAY with a positive limit and retry the operation.

PLS-00538: subprogram or cursor 'string' is declared in an object type specification and must be defined in the object type body

Cause: The specified subprogram is declared in an object type's specification, but is not defined in the object type body.

Action: Define the subprogram in the object type body, or remove the declaration from the specification.

PLS-00539: subprogram 'string' is declared in an object type body and must be defined in the object type specification

Cause: The specified subprogram is declared in an object type's body, but is not defined in the object type's specification. Notice cursor bodies can exist without a specification.

Action: Define the subprogram in the object type's specification, or remove the declaration from the body.

PLS-00540: object not supported in this context.

Cause: An object was declared inside a local scope (Function, Procedure, or anonymous block), or in a package scope which is not supported.

Action: Declare the type in a global or data base scope.

PLS-00541: size or length specified is too large.

Cause: A length or size that is too large was specified for a data item.

Action: Specify a smaller value and retry the operation.

PLS-00542: CLOB and NCLOB cannot use varying-width character sets in the server

Cause: A server type is being created with an embedded CLOB or NCLOB attribute which uses a varying-width character set.

Action: Use VARCHAR2 instead of CLOB, or use a fixed-width character set.

PLS-00543: a PLSQL Table may not contain a nested table type or VARRAY.

Cause: An attempt was made to define a PLSQL table that contained a (possibly deeply) nested table type or VARRAY. Nested collection types are not supported.

Action: Remove the nested table type or VARRAY from the table. Then retry the operation.

PLS-00546: SELF may not be declared as a REF parameter.

Cause: SELF was declared as a ref parameter to a member function or procedure. SELF is not supported as a REF.

Action: Redefine SELF as a value parameter.

PLS-00548: invalid use of operator.

Cause: A name of an operator is used as a qualifier or appears outside from sql context.

Action: Eliminate the use of operator name as a qualifier or place it in a sql clause.

PLS-00550: character set specification is not allowed for this type

Cause: A character set specification was made on a type that does not require one.

Action: Remove the character set specification, or change the type.

PLS-00551: character set ANY_CS is only allowed on a subprogram parameter

Cause: The character set ANY_CS was specified when it is not allowed.

Action: Change or remove the character set specification.

PLS-00552: flexible character set is not allowed on component element

Cause: ANY_CS or %CHARSET was used to reference an ANY_CS parameter which is not a CHAR, VARCHAR2, or CLOB type. ANY_CS or %CHARSET is not allowed for fields of a record , object, elements of a collection, etc.

Action: Change or remove the character set specification.

PLS-00553: character set name is not recognized

Cause: An unrecognized name appears in a character set specification.

Action: Change or remove the character set specification.

PLS-00554: character set has already been determined

Cause: A redundant or conflicting character set was specified.

Action: Remove the CHARACTER SET specification, or change the character set specified.

PLS-00555: default expressions are not allowed for SQL operators

Cause: A default expression has been specified for a SQL operator.

Action: Eliminate the default expression from the operator.

PLS-00560: character set mismatch

Cause: An expression was used that has the wrong character set for this context.

Action: Adjust the expression, using TRANSLATE(... USING ...) or by rethinking the logic.

PLS-00561: character set mismatch on value for parameter '*string*'

Cause: An expression was used that contains an incorrect character set. The actual argument has a character set conflict. If a default argument value is being used, it might be in conflict with some actual argument that must have the same character set.

Action: Adjust the expression, using TRANSLATE(... USING ...) or change the character set.

PLS-00562: a function must return a type.

Cause: The current function was defined to return something other than a data type.

Action: Make sure the function is returning a data type.

PLS-00563: illegal use of CAST expression

Cause: CAST (in PLSQL) was used outside of a DML scope.

Action: Do not use CAST outside DML statements.

PLS-00564: lob arguments are not permitted in calls to remote server

Cause: use of lob argument in call to remote server

Action: Do not use LOBs in call to remote server

PLS-00565: *string* must be completed as a potential REF target (object type)

Cause: Incomplete library units that are potential targets of REF dependencies must be completed so that they continue to remain potential targets of REF dependencies (since there might be library units with REF dependencies on this library unit). Potential REF targets include complete and incomplete object types. This error happened because an attempt was made to complete a potential REF target as something other than a potential REF target.

Action: Use another name for this library unit, or drop the original incomplete library unit.

PLS-00566: type name "*string*" cannot be constrained

Cause: A lob, date, boolean, rowid, or mlslabel type was constrained with a length specification. For example: X BLOB(5);

Action: Remove the constraint.

PLS-00567: cannot pass NULL to a NOT NULL constrained formal parameter

Cause: You attempted to pass NULL to a NOT NULL constrained parameter.

Action: Pass a NOT NULL expression instead.

PLS-00568: cannot access rows from a non-nested table item

Cause: You attempted to use TABLE expression, from a non-nested table

Action: pass the correct parameter

PLS-00569: numeric overflow or underflow

Cause: A constant literal is either too large or too small to fit in an Oracle number

Action: Change the value of the literal

PLS-00570: different number of columns in the multiset and cast expressions

Cause: Number of columns in the collection returned by MULTISSET and the number of columns for the CAST type don't match. For example: create type tab_obj as object (n number); create type tab1 as table of tab_obj; create table tab2 (col1 number, col2 number); select CAST(MULTISSET(select col1, col2 from tab2) as tab1) from tab2;

Action: n/a

PLS-00571: method access through data base link not yet supported on client side

Cause: Remote link is used with on client side

Action: Create a dummy function to call symbolic link on server side or wait till it is implemented

PLS-00572: improper constraint form used

Cause: "number" types cannot have a range. user-defined aggregate types and integer types cannot have scale or precision specified. Example: "x number(5,3)" is acceptable but "x number range 1..10" is not.

Action: Remove the constraint

PLS-00573: cannot constrain scale, precision, or range of an anchored type declaration

Cause: A variable declared with %TYPE or %ROWTYPE cannot have a scale, precision, or range constraint. Example: x y%TYPE(10) is not acceptable. It is legal to add "NOT NULL" or non-conflicting CHARACTER SET constraints to anchored type declarations.

Action: Remove the constraint or use a type name instead of an anchored type.

PLS-00580: supertype must be an object type

Cause: An attempt was made to declare an object type to have a supertype, but the specified supertype was not itself an object type. Object types can inherit only from other object types.

Action: Remove the supertype specification, or change it to refer to an object type. If the declaration appears correct, make sure the supertype has compiled correctly.

PLS-00581: inheritance is not supported for opaque types

Cause: An attempt was made to declare an opaque type with a supertype.

Action: Remove the supertype specification.

PLS-00582: attribute declarations are not allowed in opaque types

Cause: An attempt was made to declare an attribute in an opaque type.

Action: Remove the attribute declaration.

PLS-00583: size must be specified if opaque type is fixed-length

Cause: An attempt was made to declare a fixed-length opaque type without specifying an explicit size.

Action: Specify an explicit size, or change the declaration to be varying-length.

PLS-00584: size of an opaque type must be between 1 and 4000 bytes

Cause: An attempt was made to specify an explicit size for an opaque type, but the specified size was out of the valid range.

Action: Change the explicit size to be between 1 and 4000 bytes, or change the declaration to be varying-length without an explicit size.

PLS-00585: declared support library for opaque type is not a library

Cause: An attempt was made to name a support library for an opaque type, but the name refers to an object that is not a library.

Action: Change the declaration to name a valid library.

PLS-00586: a static method cannot declare a parameter named SELF

Cause: An attempt was made to name a parameter SELF when declaring a static method. SELF is reserved as a parameter name in methods, to hold the object instance on which the method is applied. A parameter named SELF is not allowed in static methods because static methods do not apply to a particular object instance.

Action: Change the name of the parameter in the declaration.

PLS-00587: a static method cannot be invoked on an instance value

Cause: An attempt was made to use an object instance value, not a typename, as the qualifier of the name of a method invocation, but only a typename can be used as the qualifier when calling a static method.

Action: Use the typename, not an object instance value, to qualify the name of a method if the method is static.

PLS-00588: unqualified instance attribute references allowed only in member methods

Cause: An attempt was made to use the name of an object instance attribute in the body of a static method, or in an initialization default value on another attribute. If the instance attribute is not qualified with a particular object instance that supplies a value, the instance attribute can be named only when it is inside a member method.

Action: Qualify the attribute reference with the name of an object value, or change the containing method to a member method rather than a static method.

PLS-00589: no attributes found in object type "string"

Cause: Table of non adt type is defined.

Action: Table of type should be of ADT type only

PLS-00590: attempting to create a subtype UNDER a FINAL type

Cause: An attempt was made to create a subtype UNDER a FINAL type.

Action: Avoid deriving a subtype from this FINAL type.

PLS-00591: this feature is not supported in client-side programs

Cause: One of the following features was used in a wrong context: pragma AUTONOMOUS_TRANSACTION, dynamic SQL statements, (e.g. EXECUTE IMMEDIATE), and bulk binds. These listed features can only be used in server-side programs but not client-side programs.

Action: Remove it or define a server-side subprogram to do the work and call the subprogram from the client.

PLS-00592: the type of a object table must be an object type

Cause: You have defined a typed-table of a non-object type.

Action: Replace the non-object type with an object-type.

PLS-00593: default value of parameter "string" in body must match that of spec

Cause: The default value initialization of a parameter in a subprogram body contained in a package body did not match that of the corresponding subprogram specification in the corresponding package specification.

Action: Change the default initialization of the parameter in body to match that of spec.

PLS-00594: the SELF parameter can be declared only as IN or as IN OUT

Cause: The SELF parameter was declared as an OUT parameter.

Action: Declare the SELF parameter as either an IN or an IN OUT parameter.

PLS-00595: the TABLE operator is not allowed in this context

Cause: This feature is not yet implemented.

Action: Don't use weak ref cursors with bulk binds.

PLS-00597: expression 'string' in the INTO list is of wrong type

Cause: This exception is raised for the following errors: - the expression in INTO clause of OPEN or RETURNING statement is neither of legal SQL datatypes nor of PL/SQL RECORD datatype - a collection of records is used in INTO clause of OPEN or RETURNING statement. - a record or a collection of records is used in BULK COLLECT INTO

Action: Use expression with correct datatype in the INTO clause

PLS-00598: comparison of object with NULL using "string" is not allowed

Cause: An object is compared with NULL using a relational operator.

Action: Use IS NULL comparison operator.

PLS-00599: SAMPLE percentage must be in the range [0.000001,100)

Cause: The percentage number is not in the range [0.000001,100)

Action: Use a percentage number in the range [0.000001,100)

PLS-00600: SAMPLE cannot be applied to a remote object

Cause: SAMPLE applying to a remote object is not supported

Action: Do not use SAMPLE with a remote object

PLS-00601: partition extended object names may only be used with tables

Cause: User attempted to use a partition-extended object name with an object which is not a table.

Action: Avoid using partition-extended name syntax with objects which are not tables

PLS-00602: CUBE and ROLLUP may appear only in a GROUP BY clause

Cause: User attempted to use the keywords CUBE or ROLLUP outside a GROUP BY clause

Action: Avoid using the keywords CUBE and ROLLUP outside the GROUP BY clause

PLS-00603: GROUPING function supported only with GROUP BY CUBE or ROLLUP

Cause: User attempted to use the GROUPING function without GROUP BY CUBE or GROUP BY ROLLUP

Action: Avoid using the GROUPING function without GROUP BY CUBE or ROLLUP

PLS-00604: aggregate function is not allowed here

Cause: One of the functions, such as AVG, COUNT, MAX, MIN, SUM, STDDEV or VARIANCE, was used in a WHERE or GROUP BY clause

Action: Remove the group function from the WHERE or GROUP BY clause. The desired result may be achieved by including the function in a subquery or HAVING clause.

PLS-00605: set operators are not yet supported as an argument to a MULTISSET operator

Cause: A set operator was used in a subquery that was the argument to a MULTISSET operator.

Action: Rewrite your SQL statement so that it does not use a set operator in the subquery that is the argument to the MULTISSET operator.

PLS-00606: cursor subquery is not supported on client side in this release

Cause: A query that contains a cursor subquery is being used from client side.

Action: Use this feature from server side only.

PLS-00607: SQLJ Object Types can have only SQLJ Types as its supertype or subtype

Cause: You were trying to create a SQLJ Object Type under a non-SQLJ Object Type.

Action: Recreate the type as a SQLJ Object Type.

PLS-00608: the value of the USING clause must match that of the supertype

Cause: You were trying to create a SQLJ Object Type with a different value of the USING clause from the USING clause specified in its supertype.

Action: Change the value of the USING clause to match the USING clause in its supertype.

PLS-00609: the OVERRIDING clause is not valid for SQLJ Object Types

Cause: You were trying to a SQLJ Object Type method that override an inherited method.

Action: Change the SQLJ Object Type defintion by removing the OVERRIDING method.

PLS-00610: ROW can be used only once in SET clause of UPDATE statement

Cause: You were trying to use ROW more than once in UPDATE statement.

Action: Remove all the additional ROW in set clause of UPDATE statement.

PLS-00611: right hand side can be only the variables of record type

Cause: with ROW on LHS, only PL/SQL records or %ROWTYPE variables are allowed on right hand side..

Action: Make appropriate changes, so that right hande side should only have variables of record or %ROWTYPE.

PLS-00612: Number of attributes do not match in SET clause

Cause: Number of columns do not match with number of attributes on record type on rhs.

Action: Make sure that number of columns match with the number of attributes in record on rhs.

PLS-00613: only one item is allowed, when using variables of record type

Cause: You are trying to use more than one values in VALUES clause or RETURNING INTO clause, when one of the value is of record type..

Action: Specify only one variable of record type, or don't use variables of record type.

PLS-00614: creating a FINAL NOT INSTANTIABLE type

Cause: An attempt was made to create a FINAL NOT INSTANTIABLE type. No useful operation can be performed with this type.

Action: Avoid using the keywords FINAL and NOT INSTANTIABLE together when creating types.

PLS-00615: type mismatch found at 'string' between CASE operand and WHEN operands

Cause: In a simple CASE statement or expression, the CASE operand and WHEN operands do not match in datatype, and it is unclear which implicit conversion is required to correct the mismatch.

Action: Change the CASE operand and WHEN operands so that their datatypes match. Consider using datatype conversion functions in the CASE operand and/or WHEN operands.

PLS-00616: type mismatch found at '*string*' among result expressions in a CASE expression

Cause: In a CASE expression, the result expressions do not match in datatype, and it is unclear which implicit conversion is required to correct the mismatch.

Action: Change the result expressions so that their datatypes match. Consider using datatype conversion functions in the result expressions.

PLS-00617: at least one result in the CASE expression must not be NULL

Cause: All the results in the CASE expression are the literal NULL.

Action: Change at least one result in the CASE expression to be non-NULL.

PLS-00618: type mismatch found at '*string*' between operands in a NULLIF expression

Cause: In a NULLIF expression, the two operands do not match in datatype, and it is unclear which implicit conversion is required to correct the mismatch.

Action: Change the operands so that their datatypes match. Consider using datatype conversion functions in the operands.

PLS-00619: the first operand in the NULLIF expression must not be NULL

Cause: The first operand in the NULLIF expression is the literal NULL.

Action: Change the first operand in the NULLIF expression to be non-NULL.

PLS-00620: type mismatch found at '*string*' among operands in a COALESCE expression

Cause: In a COALESCE expression, the operands do not match in datatype, and it is unclear which implicit conversion is required to correct the mismatch.

Action: Change the operands so that their datatypes match. Consider using datatype conversion functions in the operands.

PLS-00621: at least one operand in the COALESCE expression must not be NULL

Cause: All the operands in the COALESCE expression are the literal NULL.

Action: Change at least one operand in the COALESCE expression to be non-NULL.

PLS-00622: range constraints must be between -2147483647 and 2147483647

Cause: The range constraints specified for a pls_integer or binary_integer declaration did not fall between -2147483647 and 2147483647.

Action: Use range constraints between -2147483647 and 2147483647.

PLS-00623: FLOAT precision constraint must be between 1 and 126

Cause: The precision specified for a FLOAT, REAL or DOUBLE PRECISION did not fall between 1 and 126.

Action: Use precision constraints between 1 and 126.

PLS-00624: USING clause must be used with either aggregate or pipelined functions

Cause: USING clause cannot be used with functions that are not declared with AGGREGATE or PIPELINED properties.

Action: Define function body in PL/SQL or some other language (using external callout call specification).

PLS-00625: PARTITION/CLUSTER/ORDER-BY clause can only be used with IN parameters

Cause: A PARTITION/CLUSTER/ORDER-BY clause was used with an OUT or IN OUT ref-cursor parameter.

Action: Change the parameter mode to IN or use some other parameter with the PARTITION/CLUSTER/ORDER-BY clause.

PLS-00626: partitioned/clustered/ordered parameter must be a function argument

Cause: A partitioning or clustering/ordering specification specified on an argument that is not one of the function arguments.

Action: Specify partitioning/clustering/ordering based on the function ref-cursor formal argument.

PLS-00627: 'string' must be a strongly typed ref cursor

Cause: A partitioning or clustering/ordering specification specified on an argument that is not a strongly typed ref cursor.

Action: Specify partitioning/clustering/ordering based on the function ref-cursor formal argument.

PLS-00628: 'string' must be a valid record attribute

Cause: A partitioning or clustering/ordering specification must use only valid record attributes.

Action: Specify partitioning/clustering/ordering based on valid record attributes.

PLS-00629: PIPE statement cannot be used in non-pipelined functions

Cause: A PIPE statement was used in a non-pipelined function.

Action: Use PIPE statement only in pipelined functions.

PLS-00630: pipelined functions must have a supported collection return type

Cause: A pipelined function was specified with an unsupported return type. The following are not supported as return types of pipelined functions: - non-collections, - PL/SQL tables, - associative arrays, - collections of PL/SQL types: rowid, mlslabel, long, long raw, boolean, binary_integer, pls_integer, string and urowid The following restrictions apply: - If the return type is a collection of records, then each of the attributes of the record must be a supported type. - A collection of records must not contain a record type as one of its attributes.

Action: Specify a supported collection type as the pipelined function return type.

PLS-00631: PARTITION-BY and CLUSTER/ORDER-BY clauses must be used with the same function argument

Cause: PARTITION-BY and CLUSTER/ORDER-BY clauses are specified on different function arguments.

Action: Use the same argument in both PARTITION-BY and CLUSTER/ORDER-BY clauses.

PLS-00632: NOT INSTANTIABLE method cannot have a body

Cause: An attempt was made to provide an implementation for a NOT INSTANTIABLE method.

Action: Remove the implementation for the NOT INSTANTIABLE method.

PLS-00633: RETURN statement in a pipelined function cannot contain an expression

Cause: A RETURN statement in a pipelined function contains an expression, which is not allowed. Pipelined functions must send back values to the caller by using the PIPE statement.

Action: Remove the expression from the RETURN statement and use a PIPE statement to return values. Else, convert the function into a non-pipelined function.

PLS-00634: type with NOT INSTANTIABLE methods must be declared NOT INSTANTIABLE

Cause: The type being created contains NOT INSTANTIABLE methods, either declared or inherited. The type must be explicitly declared NOT INSTANTIABLE

Action: Explicitly specify the NOT INSTANTIABLE keyword or provide implementations for all the NOT INSTANTIABLE methods.

PLS-00635: method does not override

Cause: The method specification contains the OVERRIDING keyword but the method does not override a method in the ancestor types.

Action: Check the method specification.

PLS-00636: overriding method requires OVERRIDING keyword

Cause: An attempt was made to provide an overriding method specification, but the OVERRIDING keyword was not specified.

Action: Modify the method specification and specify the OVERRIDING keyword.

PLS-00637: FINAL method cannot be overridden or hidden

Cause: An attempt was made to override a FINAL MEMBER method or hide a FINAL STATIC method.

Action: Avoid overriding FINAL MEMBER methods or hiding FINAL STATIC methods

PLS-00638: cannot overload MAP method

Cause: The MAP method does override the inherited one.

Action: Make the specifications match.

PLS-00639: NCHAR/NVARCHAR2 cannot be byte length semantics

Cause: NCHAR/NVARCHAR can only be codepoint length semantics. BYTE qualifiers used with NCHAR is illegal: nc NCHAR(7 BYTE); name NVARCHAR2(10 byte);

Action: Remove BYTE qualifier to make it as codepoint length semantics

PLS-00640: a pipelined function cannot be called from PL/SQL context

Cause: A pipelined function was invoked from a PL/SQL expression.

Action: Use the pipelined function in the FROM clause of a SQL query.

PLS-00641: INTO clause not allowed for this SELECT statement

Cause: A SELECT statement in a cursor definition, an OPEN statement or a cursor FOR loop has an erroneous INTO clause.

Action: Remove the INTO clause.

PLS-00642: local collection types not allowed in SQL statements

Cause: A locally-defined (i.e. not schema level) collection type was used in a SQL statement. The type must be defined in a schema to be accepted in a SQL statement.

Action: Define the collection type in your schema, not inside a PL/SQL subprogram.

PLS-00643: booleans, index tables, records and cursors not allowed in SQL statements

Cause: Items of type boolean, table of foo index by binary_integer, record and static cursors cannot be used in SQL statements.

Action: Remove expressions of these types from the SQL statement.

PLS-00644: character set mismatch found at 'string' among result expressions in a CASE expression

Cause: In a CASE expression, the result expressions do not match in character set, and it is unclear which implicit conversion is required to correct the mismatch.

Action: Change the result expressions so that their character sets match.

PLS-00645: character set mismatch found at 'string' among operands in a COALESCE expression

Cause: In a COALESCE expression, the operands do not match in character set and it is unclear which implicit conversion is required to correct the mismatch.

Action: Change the operands so that their character sets match.

PLS-00646: MAP or ORDER method must be defined in the root of the subtype hierarchy

Cause: An attempt was made to define a MAP or ORDER method in a subtype.

Action: Define the MAP or ORDER method in the root of the subtype hierarchy. You can override MAP methods in subtypes.

PLS-00647: attribute by name "string" conflicts with method by same name

Cause: While creating a subtype some attribute name conflicted with a method name.

Action: Use a different name for attribute or method in the type being created.

PLS-00648: type of supertype attribute "string" can not be a subtype or reference to a subtype in this release

Cause: User tried to complete a type, Tsub as a subtype of another type, Tsuper where Tsuper contained an attribute of type Tsub or of type REF to Tsub. This is an implementation restriction.

Action: Change the design of code to not use any type with attribute whose type is of subtype or REF to subtype.

PLS-00649: method "string" can be overridden only once per object type

Cause: User tried to override the method more than once in the same subtype.

Action: Either make this an extra overload by removing the OVERRIDING keyword where the method signature is different. The argument types should be reconsidered otherwise.

PLS-00650: invalid type for PARTITION/CLUSTER/ORDER BY clause

Cause: User tried to use invalid type for PARTITION/CLUSTER/ORDER BY clause.

Action: Use legal allowed types.

PLS-00651: implementation type in Aggregate/Table function should be a valid type

Cause: User tried to use some other database object like a package to define implementation type of an aggregate/table function.

Action: Use a valid user defined type as implementation type.

PLS-00652: aggregate functions should have exactly one argument

Cause: User tried to create aggregate function with either 0 or more than one arguments.

Action: Do not create aggregate function with 0 or more than one argument.

PLS-00653: aggregate/table functions are not allowed in PL/SQL scope

Cause: User tried to use a table/aggregate function in PL/SQL scope.

Action: Do not use table/aggregate function in PL/SQL scope.

PLS-00654: PARTITION/ORDER/CLUSTER BY are allowed for only with PARALLEL_ENABLE

Cause: User tried partition by order by cluster by without parallel enable clause in table function.

Action: specify parallel enable also when using partition by, cluster by order by clause.

PLS-00655: only functions can be declared as PIPELINED

Cause: user is trying to declare a procedure to be pipelined function

Action: declare a function instead of a procedure to be a pipelined function

PLS-00656: field 'string' not available in input argument

Cause: An EXTRACT operation specified a field that was not present. For example, you tried to extract the YEAR field from a TIME variable.

Action: Specify a legal field in the call to EXTRACT.

PLS-00657: Implementation restriction: bulk SQL with associative arrays with VARCHAR2 key is not supported.

Cause: Variable or expression of associative array type was used as bulk SQL bind or define.

Action: Use collection types supported by bulk SQL.

PLS-00658: constructor method name must match type name

Cause: The name of the object type constructor does not match the type name.

Action: Change the name of the constructor method to match the type name.

PLS-00659: constructor method must return SELF AS RESULT

Cause: The return clause of the constructor method did not specify SELF AS RESULT.

Action: Change the return clause to include RETURN SELF AS RESULT.

PLS-00660: SELF parameter of constructor method must be IN OUT

Cause: The mode of the SELF parameter of the constructor was not IN OUT.

Action: Change the mode of the SELF parameter to be IN OUT.

PLS-00661: RETURN statement in a CONSTRUCTOR cannot include an expression

Cause: An attempt was made to include an expression in the RETURN statement of a CONSTRUCTOR body.

Action: Remove the expression from the RETURN statement.

PLS-00662: Non-external object types containing external mapped attributes are not allowed

Cause: An attempt was made to create a non-external object, whose attributes are mapped externally.

Action: Create the object as an external object.

PLS-00663: the NEW keyword is not allowed in this context

Cause: The NEW keyword is not followed by an call to a constructor method.

Action: Remove the NEW keyword, or make sure the expression following it is a constructor call.

PLS-00664: Both ORDER BY and CLUSTER BY can not be specified for the same table function

Cause: An attempt was made to specify both ORDER BY and CLUSTER BY for the same table function.

Action: specify either ORDER BY or CLUSTER BY for a table function, but not both.

PLS-00665: ORDER BY and CLUSTER BY clauses require a PARTITION BY clause

Cause: An attempt was made to specify an ORDER BY or CLUSTER BY clause without also specifying a PARTITION BY clause.

Action: Add a PARTITION BY clause, or remove the ORDER BY or CLUSTER BY clause.

PLS-00666: Only index by binary_integer/pls_integer associative arrays allowed here

Cause: An attempt was made to specify index collection that was not indexed by binary_integer or pls_integer.

Action: Change the index collection variable type to associative array that is indexed by binary_integer or pls_integer.

PLS-00667: Element type of associative array should be pls_integer or binary_integer

Cause: An attempt was made to specify index collection whos element type was not one of pls_integer or binary_integer.

Action: Change the index collection variable type to associative array whose element type is pls_integer or binary_integer.

PLS-00668: Type of expression should be a collection type

Cause: An attempt was made to specify expression after INDICES OF or VALUES OF clause whose type is not a collection type.

Action: Change the index collection expression type to a valid collection type.

PLS-00669: Type of expression should be a valid collection variable

Cause: An attempt was made to specify expression after INDICES OF or VALUES OF clause that is not a collection variable.

Action: Change the index collection expression type to a valid collection variable.

PLS-00670: sort columns must be simple column names

Cause: An attempt was made to specify an expression as a sort column in a PARTITION BY, CLUSTER BY or ORDER BY clause. Only simple column names are permitted.

Action: Specify a simple column name.

PLS-00671: this expression is allowed only with instance methods

Cause: The generalized invocation syntax was used in instance method context.

Action: The generalized invocation syntax can only be used in a instance method that is not a constructor

PLS-00672: The expression *string* should be a subtype of the type *string*

Cause: The expression in the generalized expression should be a sub type of the type.

Action: The type of expression should be a subtype of the type name

PLS-00673: Generalized expression is not allowed in this context

Cause: The generalized expression is used in wrong context

Action: Fix the expression and remove the generalized expression syntax.

PLS-00674: references to fields of BULK In-BIND table of records or objects must have the form A(I).F

Cause: The form table(bulk_index).field is the only field selection supported at runtime.

Action: Use a FOR loop instead of the FORALL DML statement (MERGE/INSERT/DELETE/UPDATE) or revise reference to fit the form allowed.

PLS-00675: invalid section for this type of Compound Trigger

Cause: Before and After row sections are not allowed for Compound triggers defined on the Table and instead of row section is not allowed for Compound Triggers defined on a view.

Action: Remove the invalid sections for this context.

PLS-00676: duplicate Compound Triggers section

Cause: Each Compound Trigger Section can appear at most once in a body of the compound trigger

Action: Remove the offending sections.

PLS-00677: Compound Triggers cannot be autonomous transactions

Cause: The Compound Triggers hsd pragma autonomous transaction.

Action: Call autonomous function or procedure, if autonomous transaction behavior is desired from Compound Triggers.

PLS-00678: RETURN statement not allowed inside Compound Triggers

Cause: A return Statement was seen inside a compound trigger

Action: Remove Return statement and use other PL/SQL constructs to transfer flow of control.

PLS-00679: trigger binds not allowed in before/after statement section

Cause: :new or :old were used in this section.

Action: Do not use trigger binds in this section

PLS-00680: BEFORE/AFTER ROW sections were used in a view trigger

Cause: BEFORE/ AFTER ROW sections are not allowed with instead of row triggers.

Action: Remove the offending sections.

PLS-00700: PRAGMA EXCEPTION_INIT of *string* must follow declaration of its exception in the same declarative part

Cause: An EXCEPTION_INIT pragma was not declared in the same block as its exception. They must be declared in the proper order in the same block, with the pragma declaration following the exception declaration.

Action: Place the EXCEPTION_INIT pragma directly after the exception declaration referenced by the pragma.

PLS-00701: illegal ORACLE error number *string* for PRAGMA EXCEPTION_INIT

Cause: The error number passed to an EXCEPTION_INIT pragma was out of range. The error number must be in the range -9999 .. -1 (excluding -100) for Oracle errors or in the range -20000 .. -20999 for user-defined errors.

Action: Use a valid error number.

PLS-00702: second argument to PRAGMA EXCEPTION_INIT must be a numeric literal

Cause: The second argument passed to an EXCEPTION_INIT pragma was something other than a numeric literal (a variable, for example). The second argument must be a numeric literal in the range -9999 .. -1 (excluding -100) for Oracle errors or in the range -20000 .. -20999 for user-defined errors.

Action: Replace the second argument with a valid error number.

PLS-00703: multiple instances of named argument in list

Cause: Two or more actual parameters in a subprogram call refer to the same formal parameter.

Action: Remove the duplicate actual parameter.

PLS-00704: '*string*' must be declared as an exception

Cause: The exception_name parameter passed to an EXCEPTION_INIT pragma is misspelled or does not refer to a legally declared exception. Or, the pragma is misplaced; it must appear in the same declarative section, somewhere after the exception declaration.

Action: Check the spelling of the exception_name parameter. Then, check the exception declaration, making sure the exception name and the keyword EXCEPTION are spelled correctly. Also make sure the pragma appears in the same declarative section somewhere after the exception declaration.

PLS-00705: exception '*string*' used in expression requiring return type

Cause: An exception was referred to in an expression. Exceptions have names but not values and therefore cannot contribute values to an expression. For example, the following RETURN statement is illegal: FUNCTION credit_limit (cust_no INTEGER) RETURN NUMBER IS limit NUMBER; over_limit EXCEPTION; ... BEGIN ... RETURN over_limit; -- illegal END;

Action: Check the spelling of the identifiers in the expression, then rewrite the expression so that it does not refer to an exception.

PLS-00706: Exception *string* cannot be used as prefix of a selected component

Cause: An exception name was mistakenly used to qualify a reference to a component. For example, when dot notation was used to specify fields within a record, an exception name might have been coded instead of the record name.

Action: Rewrite the component reference using a valid prefix (for example, the name of a package, record, or schema).

PLS-00707: unsupported construct or internal error [*string*]

Cause: At run time, this is an internal error. At compile time, it indicates one of the following problems: -- A call was made to a remote subprogram that has a parameter type or default expression not supported at the calling site. -- An incomplete upgrade or downgrade was done to a database that has stored procedures. Perhaps incorrect versions of system packages such as STANDARD.SQL were installed. -- A compiler bug was encountered. In such cases, legal PL/SQL syntax will fail to compile.

Action: Either report the internal error to your Customer Support representative or, depending on the problem, take one of the following actions: -- Revise the logic of the application to use parameter types and default expressions that are supported at both the local and remote sites. -- Complete the upgrade or downgrade properly, making sure to install correct versions of all system packages. -- Report the legal-syntax error to your Customer Support representative. If there are line and column numbers displayed with the error message, they might help you find a workaround. For example, try recoding the offending line to avoid the bug.

PLS-00708: Pragma *string* must be declared in a package specification

Cause: The named pragma was not declared in a package specification, as required. For example, the pragma RESTRICT_REFERENCES must be declared in a package specification.

Action: Remove or relocate the misplaced pragma.

PLS-00709: pragma *string* must be declared in package specification and body

Cause: The named pragma was declared in a package specification but not in the corresponding package body or vice-versa, as well as the package body.

Action: Add the pragma to that part of the package declaration that does not have the pragma.

PLS-00710: Pragma *string* cannot be specified here

Cause: The pragma was specified in an inappropriate context.

Action: Remove or relocate the misplaced pragma. Check the documentation to determine the correct context for this pragma.

PLS-00711: PRAGMA *string* cannot be declared twice

Cause: The PRAGMA was declared twice in the same block.

Action: remove the duplicate declaration of the PRAGMA

PLS-00712: illegal option for subprogram *string*

Cause: Only top level subprograms or subprogram declarations in PACKAGE or TYPE specifications are allowed to have the options DETERMINISTIC or PARALLEL_ENABLE. For example, this error would be raised if the options are used in PACKAGE or TYPE body.

Action: remove the option.

PLS-00713: attempting to instantiate a type that is NOT INSTANTIABLE

Cause: An attempt was made to instantiate a type that is defined as NOT INSTANTIABLE.

Action: Avoid instantiating variables of this NOT INSTANTIABLE type, instead derive an INSTANTIABLE subtype from it and instantiate variables of the subtype.

PLS-00714: supertypes's AUTHID is DEFINER but supertype and subtype are not in same schema

Cause: The supertype's AUTHID is DEFINER, but the supertype and subtype are defined in different schemas. SQL statements executed in dynamically dispatched methods can potentially pick up different values from database tables in the two schemas.

Action: Create the subtype in the same schema as the supertype.

PLS-00715: attribute or method by name '*string*' does not exist

Cause: An attempt was made to drop a nonexistent method or attribute from the type being altered.

Action: Check the spelling of the attribute or method name. Make sure it is locally defined in the type and not inherited.

PLS-00716: Attribute/method '*string*' can occur only once in an ALTER TYPE statement

Cause: User attempted more than one of ADD, DROP or MODIFY on an attribute in single ALTER TYPE statement. User attempted more than one of ADD or DROP on a method in single ALTER TYPE statement.

Action: Do only one ADD, DROP or MODIFY for an attribute in single ALTER TYPE statement. Do only one ADD or DROP for a method in single ALTER TYPE statement.

PLS-00717: method '*string*' does not have matching signature among existing methods

Cause: The method to be dropped matches the name of some existing method but does not match it in signature.

Action: Make sure that a matching method signature is provided for dropping a method.

PLS-00718: type of attribute '*string*' does not allow modifications to the attribute

Cause: The type of the attribute to modify is not one of VARCHAR2, NUMBER, or RAW.

Action: Only VARCHAR2, NUMBER and RAW type attributes are allowed to be modified.

PLS-00719: only widening of attribute '*string*' constraints is allowed

Cause: Modification to the attribute did not widen its constraints or attempted to change the type of the attribute. For NUMBER type attributes, scale and precision can be changed to allow increase in number of digits after and before the decimal point. For VARCHAR2 and RAW type attributes the size can be increased. Other type attributes are not allowed to be modified. Change of type of attribute is also not allowed.

Action: Change the constraint specification so as to widen the existing constraints. To narrow the constraints or to change the type of the attribute, you must drop the attribute and add it with new constraints or new type. In that case you must also take

appropriate steps to preserve your existing data based on the type (if you want to preserve it). Typically this will involve backing up the data and restoring it after the ALTER TYPE.

PLS-00720: type '*string*' has evolved

Cause: The type has evolved. The version of the type used by the compiled code is not the same as the latest version of the type.

Action: Recompile the code to use the latest version of the type.

PLS-00721: '*string*' formed a non-REF mutually-dependent cycle with '*string*'

Cause: This compilation was aborted because the library unit that was compiled would have formed a non-REF mutually-dependent cycle with some other library units. This happens when an attempt is made to compile types that have attributes of other types that may participate in a cycle with this type. Example: create type t1; create type t2 (a t1); create type t1 (a t2);

Action: Break the cycle (possibly by adding a REF or by using another type).

PLS-00722: supertypes's AUTHID is different than subtype's AUTHID

Cause: The subtype's's AUTHID must be same as the supertype's AUTHID.

Action: Create the subtype with AUTHID of its supertype or do not specify AUTHID for subtype.

PLS-00725: type '*string*' must be a supertype or subtype of the TREAT expression

Cause: In TREAT(*expr AS type*), type must be a supertype or subtype of *expr*.

Action: n/a

PLS-00726: MODIFY ELEMENT is supported only on schema-level varray and nested tables

Cause: An attempt was made to modify the limit of a type that was not a schema-level varray and nested table type.

Action: This is not a legal ALTER TYPE command for this type.

PLS-00727: MODIFY LIMIT is supported only on schema-level varray types

Cause: An attempt was made to modify the limit of a type that was not a schema-level varray type.

Action: This is not a legal ALTER TYPE command for this type.

PLS-00728: the limit of a VARRAY can only be increased and to a maximum 2147483647

Cause: An attempt was made to decrease the limit or raise it past 2147483647.

Action: This is not a legal limit for this type, change it.

PLS-00729: only widening of the collection element type is allowed

Cause: Modification to the collection element type did not widen its constraints or attempted to change the type of the element. For NUMBER types, scale and precision can be changed to allow increase in number of digits after and before the decimal point. For VARCHAR2 and RAW type attributes the size can be increased.

Action: Change the constraint specification so as to widen the existing constraints.

PLS-00730: collection element type does not allow modifications

Cause: The element type to modify is not one of VARCHAR2, NUMBER, or RAW.

Action: Only VARCHAR2, NUMBER and RAW collection elements can be modified.

PLS-00731: ALTER TYPE is supported only on schema-level types

Cause: An attempt was made to alter a type that was not schema-level.

Action: ALTER TYPE is not legal for this type.

PLS-00732: Illegal overload of ellipsis in formal parameter list

Cause: An ellipsis and a non-ellipsis type appeared at the same position in separate overload candidates. Currently, if ellipsis types are used they must appear in ALL overload candidates with the same name (regardless of the number or types of their formal parameters) at the same position in the formal parameter list.

Action: Make sure that ellipsis types appear at the same position in all overload candidates.

PLS-00733: RPCs to variable argument functions are not allowed

Cause: Attempted to call a vararg function (a function which contains ellipsis in the formal parameter list) as an RPC.

Action: Do not call vararg functions as an RPC.

PLS-00734: Illegal use of an associational parameter with a formal ellipsis

Cause: Attempted to use an associational actual argument for a formal ellipsis type argument.

Action: Remove associational parameters which correspond to formal ellipsis types.

PLS-00735: Attempted to declare more than one formal ellipsis parameter

Cause: More than one ellipsis ('...') was found in a formal parameter specification for a function or procedure

Action: Make sure only one ellipsis appears in a formal parameter specification for any given function or procedure

PLS-00736: user-declared operators are not allowed

Cause: An attempt was made by the user to declare an operator (a function whose name is enclosed in single quotes ('')). Operators may only be declared in package STANDARD.

Action: Remove the single quotes from around the function name, replacing them with double quotes (""") only if needed.

PLS-00737: LIBRARY or ASSEMBLY file specification exceeds the maximum allowed length

Cause: A string of more than expected number of characters was found for the LIBRARY or ASSEMBLY file specification.

Action: Limit the LIBRARY or ASSEMBLY file specification to the appropriate size for the platform.

PLS-00738: REF target string changed during compilation

Cause: The current unit contains a REF to a target object. During compilation, the REF's target object was simultaneously changed by a different session. The current unit is therefore invalid and needs to be recompiled to pick up the latest definition of the REF target.

Action: Recompile the unit that has this error.

PLS-00739: FORALL INSERT/UPDATE/DELETE not supported on remote tables

Cause: The current statement refers to remote insert/update/delete for remote object.

Action: Use a FOR loop instead of a FORALL loop or call a remote function or procedure that includes the FORALL INSERT/UPDATE/ DELETE statement.

PLS-00740: ASSEMBLY identity specification exceeds the maximum allowed length

Cause: A string of more than expected number of characters was found for the ASSEMBLY identity specification.

Action: Limit the ASSEMBLY identity specification to the appropriate size.

PLS-00741: *string* must be specified on subprogram *string*'s declaration and definition

Cause: A property was specified on a subprogram's declaration but not on its definition or vice-versa.

Action: Certain subprogram properties (e.g., RESULT_CACHE) must be specified as part of the subprogram declaration and definition. For example, if the property RESULT_CACHE is specified on a subprogram declared in a package specification, then it must also be specified on the subprogram's definition in the package body (and vice-versa).

PLS-00742: field *string* is not yet denotable

Cause: When the fields of a record were declared, one field was used to initialize another, as in: TYPE my_rec IS RECORD (f1 varchar2(10), f2 varchar2(10) := f1); The first field has no value until run time, so it cannot be used to initialize another field.

Action: Remove the illegal field reference.

PLS-00743: ASSEMBLY IDENTITY *string* is null

Cause: The string provided for the identity clause of an ASSEMBLY was null.

Action: Provide a valid identity string for the ASSEMBLY.

PLS-00744: DOTNET call specification *methodname* is null

Cause: The string provided for the METHODNAME clause of a DOTNET call specification was null.

Action: Provide a valid METHODNAME for the ASSEMBLY.

PLS-00745: ASSEMBLY CONTEXT *string* is null

Cause: The string provided for the CONTEXT clause of an ASSEMBLY was null.

Action: Provide a valid CONTEXT string for the ASSEMBLY.

PLS-00746: ASSEMBLY AGENT *string* is null

Cause: The string provided for the AGENT clause of an ASSEMBLY was null.

Action: Provide a valid AGENT string for the ASSEMBLY.

PLS-00747: .NET assemblies are not supported on this platform

Cause: .NET assemblies were not supported on this platform. .NET assemblies are only supported on 32-bit and 64-bit Windows.

Action: Only attempt to create assemblies on 32-bit or 64-bit Windows.

PLS-00748: compilation terminated due to other errors

Cause: Compilation of the library unit was terminated because of other reported errors.

Action: Fix the other reported errors.

PLS-00751: cannot find PACKAGE SYS_STUB_FOR_PURITY_ANALYSIS

Cause: A top level subprogram (function or procedure) cannot be created if the system package SYS_STUB_FOR_PURITY_ANALYSIS is missing in the Oracle database.

Action: Make sure the package is in the database, and retry the creation

PLS-00752: Table function *string* is in an inconsistent state.

Cause: Some of the internally generated types prefixed with SYS_ have been dropped. These should never be dropped by the user.

Action: Recompile the table function or the package or type that contains the table function.

PLS-00753: malformed or corrupted wrapped unit

Cause: The format of the wrapped unit being compiled is not understood by the compiler. This may be because the unit was edited or modified after it was wrapped.

Action: Rewrap the unit.

PLS-00754: illegal reference to editioned object *string*

Cause: An attempt was made to violate the rule "A noneditioned object may not depend on an editioned object."

Action: Either make this object editioned; or do not make the illegal reference.

PLS-00755: SYSAUX tablespace offline while saving identifier data

Cause: The SYSAUX tablespace was offline while attempting to save identifier data. Any identifier data previously collected and saved for the libunit will be invalid.

Action: Bring the SYSAUX tablespace back online and recompile the object.

PLS-00756: PL/SQL does not support feature "*string*" "*string*" in this environment

Cause: Some host environments of the PL/SQL compiler do not support the full range of PL/SQL features. A construct in the program violated one of the current host's restrictions.

Action: Modify the program to avoid using features that are not supported by this host environment. Check the host environment documentation for specific changes and limitations in PL/SQL features.

PLS-00757: only one column allowed for PARTITION BY VALUE clause

Cause: More than one column was specified for the PARTITION BY VALUE clause.

Action: Remove the additional columns.

PLS-00758: only a NUMBER column is allowed in this context

Cause: The partitioning column of the PARTITION BY VALUE clause was not a NUMBER column.

Action: Change the partitioning column to be a NUMBER column.

PLS-00759: USING clause of a polymorphic table function must specify a package name

Cause: The type of the object named in the USING clause of a polymorphic table function was not a package

Action: Specify a package name.

PLS-00760: PARTITION,ORDER,CLUSTER BY or PARALLEL_ENABLE are not allowed for polymorphic table functions

Cause: An attempt was made to use PARTITION BY, ORDER BY, CLUSTER BY OR PARALLEL ENABLE clause in polymorphic table function.

Action: Do not specify PARTITION BY, CLUSTER BY ORDER BY or PARALLEL ENABLE clause with polymorphic table functions.

PLS-00761: Program unit collation may only be USING_NLS_COMP

Cause: The specified collation for the unit was not USING_NLS_COMP.

Action: Specify the USING_NLS_COMP collation as the collation clause, or default schema or session collation.

PLS-00762: %%TYPE or %%ROWTYPE must have the USING_NLS_COMP collation

Cause: The columns referenced with %%TYPE or %%ROWTYPE did not have the USING_NLS_COMP collation.

Action: The USING_NLS_COMP collation must be used in the table columns.

PLS-00763: bind variables must have the USING_NLS_COMP collation

Cause: Bind variables did not have the USING_NLS_COMP collation.

Action: The USING_NLS_COMP collation must be used in bind variables.

PLS-00764: COLUMNS is not allowed as return type of polymorphic table functions

Cause: An attempt was made to use COLUMNS as a return type for polymorphic table function.

Action: Do not specify COLUMNS as return type for polymorphic table functions.

PLS-00765: COLUMNS or TABLE is not allowed in this context

Cause: An attempt was made to use COLUMNS or TABLE as a type specification.

Action: Do not specify COLUMNS or TABLE as a type specification in a context other than polymorphic table functions.

PLS-00766: more than one parameter of TABLE type is not allowed

Cause: An attempt was made to use more than one argument with TABLE as the type specification.

Action: Do not specify more than one TABLE as the type specification for arguments of polymorphic table functions.

PLS-00767: polymorphic table function can only return TABLE type

Cause: An attempt was made to specify a type other than TABLE type as the return type specification.

Action: Specify TABLE as return type specification for polymorphic table functions.

PLS-00768: Formal parameters of type TABLE may not have default value.

Cause: A default value was specified for a formal parameter of type TABLE in a polymorphic table function specification.

Action: Remove the default value from the parameter of type TABLE in the polymorphic table function specification.

PLS-00769: Formal parameters of type COLUMNS may only have a NULL default value.

Cause: A non-NULL default value was specified for a formal parameter of type COLUMNS in a polymorphic table function.

Action: Change the default value for the parameter of type COLUMNS to have a NULL default value in the polymorphic table function specification.

PLS-00770: Library unit is marked as being of unsupported version *string* (piece *string*).

Cause: A library unit was read with an unsupported version.

Action: Use a version of the library unit with a supported version.

PLS-00801: internal error [*string*]

Cause: This is a generic internal error that might occur during compilation or execution. The first parameter is the internal error number.

Action: Report this error as a bug to your Customer Support representative.

PLS-00900: can't find body of unit '*string*'

Cause: At run time, the body of a program unit could not be found. This can happen for one of two reasons. -- First, there may be a unit 'a' which calls a module 'b', where the spec for 'b' exists but not the body. In this case, since the spec is present, there will be no compile-time errors. -- Secondly, this can occur if there is a reference to a sequence outside of the proper context such as a SQL statement. In this case, the "spec" of the sequence reference can be found, but it is invalid to actually run code which references the sequence outside a SQL statement, as in: `i := seq.nextval;`

Action: If caused by the first reason, create a body for the object that is being referenced. If caused by the second reason, move the sequence into a SQL statement. For example, `i := seq.nextval;` can be replaced by: `select seq.nextval into temp from dual; i := temp;`

PLS-00901: the data type of column '*string*' of table '*string*' is not supported

Cause: A column in a database table belongs to a datatype that is not supported by the current release of PL/SQL.

Action: Remove the offending column from the table or copy the desired columns to another table.

PLS-00902: A READ-ONLY bind variable used in OUT or IN-OUT context

Cause: A host variable that is protected from update was used in a context that allows an update.

Action: Check the context and change the use of the host variable, or assign the value of the host variable to a PL/SQL local variable, then use the local variable instead.

PLS-00904: insufficient privilege to access object *string*

Cause: An attempt was made to operate on a database object without the required privilege. This error occurs, for example, if an attempt was made to UPDATE a table for which only SELECT privileges were granted.

Action: Ask the DBA to perform the operation or to grant you the required privilege.

PLS-00905: object *string* is invalid

Cause: An invalid package specification or stored subprogram was referenced. A package specification or stored subprogram is invalid if its source code or any

database object it references has been DROPPed, REPLACEd, or ALTERed since it was last compiled.

Action: Find out what invalidated the package specification or stored subprogram, then make sure that Oracle can recompile it without errors.

PLS-00906: Compilation is not possible

Cause: The PL/SQL compiler cannot run properly because its operating environment is corrupted. For example, its error message file might be inaccessible.

Action: Check the PL/SQL operating environment, making sure that all files required by the compiler are accessible.

PLS-00907: cannot load library unit *string* (referenced by *string*)

Cause: PL/SQL is unable to find and load a library unit that was previously available. This typically happens when you try to load a unit which references another library unit that is non-existent or invalid.

Action: Provide the needed library unit.

PLS-00908: The stored format of *string* is not supported by this release

Cause: PL/SQL cannot understand the stored format of a library unit. It has been compiled or shrink-wrapped with a version of PL/SQL either too new or too old for this version to understand it.

Action: Recompile the library unit for this version of PL/SQL.

PLS-00909: object *string* is not declared or insufficient privileges to access object *string*

Cause: An object from the operator declaration is not declared, or it is declared but there is no sufficient privileges to access that object.

Action: Declare the object, or ask the DBA to grant the privileges required to access the object.

PLS-00910: insufficient privilege to inherit from type *string*

Cause: An attempt was made to inherit from a type without the required UNDER privilege.

Action: n/a

PLS-00920: parameter `plsqli_native_library_dir` is not set

Cause: A PL/SQL program is being compiled natively, but the compiler parameter `plsqli_native_library_dir`, which denotes the directory to store the native shared objects (DLL), is not set.

Action: The DBA should set this parameter.

PLS-00923: native compilation failed: *string:string*

Cause: The native compilation of PL/SQL program has failed because the native shared object (DLL) could not be created successfully.

Action: The DBA should ensure that the commands specified in `spnc_commands` file are correct.

PLS-00924: native compilation is not supported on this platform

Cause: Native compilation of PL/SQL programs is not supported on this platform.

Action: Compile the PL/SQL program to bytecode by setting the parameter `plsqli_compiler_flags` to INTERPRETED.

PLS-00925: native compilation failed: Unable to create file (*string string*)

Cause: Native compilation of a PL/SQL program failed because a file could not be created. It is likely that the system parameter `plsql_native_library_dir` does not reference a writable, existing directory

Action: Ensure that the system parameter `plsql_native_library_dir` references a directory which exists, and is writable.

PLS-00950: In this version, PL/SQL tables can not be used in this SQL statement.

Cause: In a SQL statement, a PL/SQL table was referenced incorrectly. For example, the following reference might have been made, but PL/SQL table attributes can only be used in procedural statements: `SELECT ename_tab.COUNT INTO name_count WHERE ...`

Action: Remove the incorrect reference from the SQL statement.

PLS-00951: *string* Feature is not supported by this release

Cause: PL/SQL cannot understand something in an imported library unit. It uses some feature either too new or too old for this version to understand it.

Action: Recompile the imported library unit with this version of PL/SQL, to discover more precisely what feature is not supported.

PLS-00960: RPCs cannot use parameters with schema-level object types in this release

Cause: Schema-level object types, or types which recursively use such types, were used in an RPC, which is not permitted. For example: `create type foo as object (...)`
`create package my_pack is type my_rec is record(v foo); -- on a remote server: x`
`my_pack.my_rec@rpc; -- illegal attempt to use type my_rec`

Action: Use only PL/SQL-defined types in RPC calls. It may be necessary to add extra code to element-wise copy schema-level types into local types in order to move such data through an RPC.

PLS-00970: The class name of a method must match that of EXTERNAL NAME clause in the type header

Cause: The class name defined as part of the method signature does not match the one defined in the type header in the EXTERNAL NAME clause. `create type foo as object EXTERNAL NAME 'foo' LANGUAGE JAVA (... MEMBER FUNCTION my (number) return number EXTERNAL NAME 'bar.func(oracle.sql.NUMBER) return oracle.sql.NUMBER', ..);`

Action: Either omit the class name from the method signature or use the one defined in the type header.

PLS-00989: Cursor Variable in record, object, or collection is not supported by this release

Cause: 3.0 Implementation Restriction for Ref Cursors

Action: n/a

PLS-00990: Index Tables of Cursor Variables are disallowed

Cause: 2.2 Implementation Restriction for Ref Cursors

Action: n/a

PLS-00992: Cursor Variables cannot be FETCH'ed from

Cause: 2.2 Implementation Restriction for Ref Cursors

Action: n/a

PLS-00993: Cursor variables cannot be passed as forwarded RPC arguments or results

Cause: An attempt was made to pass a cursor variable to or from a remote subprogram by way of a forwarded RPC, which is not allowed. For example, from a client-side tool, a procedure on a remote database cannot be used to open a cursor variable because remote subprograms cannot return the values of cursor variables.

Action: Change the subprogram call to reference the local database.

PLS-00994: Cursor Variables cannot be declared as part of a package

Cause: An attempt was made to declare a cursor variable in a package specification, which is not allowed. Although REF CURSOR types can be defined in a PL/SQL block, subprogram, or package, cursor variables can be declared only in a block or subprogram.

Action: Move the cursor variable declaration into a PL/SQL block or subprogram.

PLS-00995: unhandled exception # *string*

Cause: An exception was raised for which no handler was found. If it cannot find a handler for a raised exception, PL/SQL returns an unhandled exception to the host environment. The number embedded in the message is an Oracle error code listed in this manual.

Action: Fix the condition that raised the exception, write an appropriate exception handler, or use the OTHERS handler. If there is an appropriate handler in the current block, the exception was raised in a declaration or exception handler, and therefore propagated immediately to the enclosing block.

PLS-00996: out of memory

Cause: A request from PL/SQL for more memory failed.

Action: Make sure that you are not referencing the wrong row in a PL/SQL table and that the program is not recursing too deeply.

PLS-00997: no cursor return types allowed in this beta version

Cause: Cursor return types have bugs, and it is best to disable them for now.

Action: n/a

PLS-00998: implementation restriction (may be temporary)

PLS-00999: implementation restriction (may be temporary) *string*

PLS-01400: Use of '||' token

Cause: Use of '||' token in expressions is not in ANSI's grammar. This corresponds to the "binary_add_op"'s reduction to a "CAT_" in plssql.y

Action: n/a

PLS-01401: Identifier over 18 characters long

Cause: Identifiers over 18 characters long are not allowed under the ANSI grammar.

Action: n/a

PLS-01402: Use of quoted identifier

Cause: The use of quoted identifiers is a PL/SQL extension and is not allowed under the ANSI grammar.

Action: n/a

PLS-01403: Comment delimiters /* */

Cause: C-style comments (introduced with the '/' and '*' characters) are not part of the ANSI grammar. To conform with ANSI, comments must be preceded by the ANSI comment introducer, '--', and must not contain a newline. If someone can figure out a way to make this message look less cheesy without ending up with nested comments, be my guest.

Action: n/a

PLS-01404: ANSI Identifiers can only consist of letters, digits, and the underscore character

Cause: ANSI identifiers can only consist of letters, digits, and the underscore character. PL/SQL allows "#" and "\$" in identifiers, but these are not ANSI.

Action: n/a

PLS-01405: Under ANSI's grammar, numeric data represented in exponent notation must use an uppercase E

Cause: Under ANSI's grammar, numeric data represented in exponent notation must use an uppercase "E". Example: 3.45E-6 is ANSI, but 3.45e-6 is not.

Action: n/a

PLS-01406: An identifier has been found that is considered a keyword in ANSI's grammar but not in PL/SQL's

Cause: An identifier has been found that is considered a keyword in ANSI's grammar but not in PL/SQL's.

Action: n/a

PLS-01407: One of the identifiers CHAR, CHARACTER, or INTEGER has been redefined by the programmer

Cause: One of the identifiers "CHAR", "CHARACTER", or "INTEGER" (all ansi keywords) has been redefined by the programmer.(special case of 1406, above).

Action: n/a

PLS-01408: Use of '&' token

Cause: Use of '&' token in expressions is not in ANSI's grammar.

Action: n/a

PLS-01409: Use of 'PRIOR_' token

Cause: Use of 'PRIOR_' token in expressions is not in ANSI's grammar.

Action: n/a

PLS-01410: Use of 'MOD' token

Cause: Use of 'MOD' token in expressions is not in ANSI's grammar.

Action: n/a

PLS-01411: Use of 'REM' token

Cause: Use of 'REM' token in expressions is not in ANSI's grammar.

Action: n/a

PLS-01412: Use of 'EXP' token

Cause: Use of 'EXP' token in expressions is not in ANSI's grammar.

Action: n/a

PLS-01413: Use of NULL an expression

Cause: Use of NULL an expression not in ANSI's grammar.

Action: n/a

PLS-01414: Use of qualified expression here

Cause: Use of qualified expression here is not in ANSI's grammar.

Action: n/a

PLS-01415: Use of aggregate value here

Cause: Use of aggregate value here is not in ANSI's grammar.

Action: n/a

PLS-01416: Use of *id (value...)* here

Cause: Use of *id (value...)* here is not in ANSI's grammar.

Action: n/a

PLS-01417: Use of %%attribute

Cause: Use of %%attribute value here is not in ANSI's grammar.

Action: n/a

PLS-01418: Subquery cannot include set operators in ANSI's grammar

Cause: Subquery cannot include set operators in ANSI's grammar.

Action: n/a

PLS-01419: Subquery must have either '*' or exactly one column in its select list

Cause: Subquery must have either '*' or exactly one column in its select list according to ANSI's grammar.

Action: n/a

PLS-01420: INTERSECT and MINUS set operators are not ANSI

Cause: INTERSECT and MINUS set operators are not ANSI

Action: n/a

PLS-01421: FOR UPDATE clause

Cause: FOR UPDATE clause is not in ANSI's grammar.

Action: n/a

PLS-01422: Aliases

Cause: Aliases are not in ANSI's grammar.

Action: n/a

PLS-01423: Subquery on right-hand-side in set clause

Cause: Subquery on right-hand-side in set clause is not in ANSI's grammar.

Action: n/a

PLS-01424: Non-ANSI order of clauses

Cause: ANSI specifies an ordering to clauses in a table-expression which PL/SQL doesn't. The ordering according to ANSI must be: (1) from clause (2) where clause (3) group-by clause (4) having clause In PL/SQL, the from clause must come first, and

the clauses after it can appear in any order (with the addition of the non-ansi connect-by clause).

Action: n/a

PLS-01425: Connect-by clause

Cause: ANSI doesn't allow connect-by clauses.

Action: n/a

PLS-01450: This *value expression* contains a nonconforming data type

Cause: This *value expression* contains a nonconforming data type. Section 4.2 of X3H2, "Data types" states that: "A nonnull value is either a character string or a number." Many builtin functions in STANDARD will be flagged with this warning by means of a pragma.

Action: n/a

PLS-01451: The data types of these *value expressions* must be comparable

Cause: The data types of these *value expressions* must be comparable. Section 4.2 of X3H2, "Data types", states that: "A character string and a number are not comparable values." Many builtin functions in STANDARD will be flagged with this warning by means of a pragma. This warning will be placed on data-type coercion functions, for example, TO_CHAR(*number*), that are inserted in OracleSQL to allow non-conforming data type combinations.

Action: n/a

PLS-01452: This function is not part of the ANSI standard

Cause: This function is not part of the ANSI standard. This warning is used to flag such functions as "POWER" that are not mentioned in the ANSI specifications.

Action: n/a

PLS-01453: This procedure is not part of the ANSI standard

Cause: This procedure is not part of the ANSI standard. This warning is used to flag such procedures as "STOP" that are not mentioned in the ANSI specifications.

Action: n/a

PLS-01454: No operator may be used with values of data type CHAR

Cause: No operator may be used with values of data type "character string". Section 5.9, "*value expression*", syntax rule 3, of X3H2 states: "If the data type of a *primary* is character string, then the *value expression* shall not include any operators." This warning is placed on many functions in STDBASE that take CHAR args.

Action: n/a

PLS-01455: The predicates IS NULL and IS NOT NULL are defined only for column specifications

Cause: The predicates "IS NULL" and "IS NOT NULL" are defined only for column specifications, not for any other expressions. Section 5.15, "*null predicate*", indicates that in the predicate "x IS NULL", x must be a column, and may not be any other kind of expression.

Action: n/a

PLS-01456: Name length cannot exceed 3.

PLS-01458: The set clause in an UPDATE statement requires a column name of length 1

Cause: The set clause in an UPDATE statement requires a column name of length 1. Sect. 8.11, 8.12

Action: n/a

PLS-01460: Cannot access object on a remote host

Cause: Cannot access object on a remote host.

Action: n/a

PLS-01463: STDDEV is not a standard set function

Cause: STDDEV is not a standard set function.

Action: n/a

PLS-01464: VARIANCE is not a standard set function

Cause: VARIANCE is not a standard set function.

Action: n/a

PLS-01466: Null strings are not allowed

Cause: Null strings are not allowed.

Action: n/a

PLS-01467: The value list of the IN predicate, if not a subquery, must contain only value_specifications

Cause: The value list of the IN predicate, if not a subquery, must contain only value_specifications (i.e. literals and PL/SQL or embedded variables).

Action: n/a

PLS-01468: The first argument of the like-predicate must be a column of type character string

Cause: The first argument of the like-predicate must be a column of type character string.

Action: n/a

PLS-01469: ANSI standard does not permit records

Cause: ANSI standard does not permit records.

Action: n/a

PLS-01470: The escape character in the like-predicate must be a literal or a variable of type CHAR

Cause: The escape character in the like-predicate must be a literal or a variable of type character.

Action: n/a

PLS-01471: The keyword DISTINCT must be present in a COUNT(DISTINCT sim_expr)

Cause: The keyword DISTINCT must be present in a COUNT(DISTINCT sim_expr). Sect 5.8

Action: n/a

PLS-01472: In a set_function_specification, if DISTINCT is present, the expression must be a column_specification

Cause: In a set_function_specification, if DISTINCT is present, the expression must be a column_specification.

Action: n/a

PLS-01473: Use instead of != or ~=

Cause: Use instead of != or ~=. Sect 5.11.

Action: n/a

PLS-01474: Use of ANY is non_ANSI

Cause: Due to the combining of comparison_predicate and quantified_predicate, we may have something like sim_expr = ANY_ sim_expr, which is nonetheless accepted by kernel.

Action: n/a

PLS-01500: Unions are not allowed in the definition of a view

Cause: Unions are not allowed in the definition of a view. Sect. 6.9

Action: n/a

PLS-01501: Options in CREATE TABLE statement is non-ANSI.

Cause: CREATE TABLE allows only the definition of the structure of a table. None of the .SPACE_name. .PCTFREE_numeric_literal. .cluster. is ANSI. Sect. 6.2

Action: n/a

PLS-01502: Constraint name and constraint status are non-ANSI.

Cause: Constraint name and constraint status are non-ANSI. Sect. 6.3

Action: n/a

PLS-01503: The expression in a SET clause must not include a set function

Cause: The expression in a SET clause must not include a set function. Sect. 8.12.

Action: n/a

PLS-01504: Use of AS phase in CREATE TABLE statement is non_ANSI

Cause: CREATE TABLE allows only the definition of the structure of a table. Use of AS phase in CREATE TABLE statement is non-ANSI.

Action: n/a

PLS-01505: ALTER is non-ANSI

Cause: ALTER is non-ANSI

Action: n/a

PLS-01506: CREATE INDEX is non-ANSI

Cause: CREATE INDEX is non-ANSI

Action: n/a

PLS-01507: DROP is non-ANSI

Cause: DROP is non-ANSI

Action: Sect. 6.2

PLS-01701: Illegal syntax in ROLLBACK WORK statement

Cause: Illegal syntax in ROLLBACK WORK statement.

Action: n/a

PLS-01702: Illegal syntax in COMMIT WORK statement

Cause: Illegal syntax in COMMIT WORK statement.

Action: n/a

PLS-01703: Cursor name in CLOSE statment must be of length 1

Cause: Cursor name in CLOSE statment must be of length 1.

Action: n/a

PLS-01704: The expressions in a sort clause must be column specs or unsigned integers, with optional ASC or DESC

Cause: The expressions in a sort clause may only be column specifications or unsigned integers, followed by optional ASC or DESC.

Action: n/a

PLS-01705: table specified by a cursor not updatable if cursor specification has a UNION or ORDER_BY

Cause: Missing keyword FROM.

Action: n/a

PLS-01707: In positioned DELETE or UPDATE statement, table must be identified in specification of cursor

Cause: In a positioned DELETE or UPDATE statement, the table deleted from or updated must be identified in the specification of the cursor.

Action: n/a

PLS-01708: In searched DELETE, UPDATE or INSERT, table must not appear in FROM clause of subqueries in search condition

Cause: In a searched DELETE, UPDATE or INSERT statement, the table affected must not appear in a FROM clause in any of the subqueries in the search condition.

Action: n/a

PLS-01709: value list of INSERT statement, if specified with value list rather than subquery, must be value specification

Cause: In an INSERT statement, the insert value list, if specified with a value list rather than a subquery, must be value specifications, i.e. no compound expressions or column references. Sect 8.7.

Action: n/a

PLS-01710: In a positioned DELETE or UPDATE statement, the cursor name must be of length 1

Cause: In a positioned DELETE or UPDATE statement, the cursor name must be of length 1.

Action: n/a

PLS-01711: A SELECT statement may not contain ORDER_BY, HAVING, or GROUP_BY clause

Cause: A SELECT statement may not contain ORDER_BY, HAVING, or GROUP_BY clause. Sect. 8.10.

Action: n/a

PLS-01712: ANSI does not allow bind variables as INDICATORS

Cause: ANSI does not allow bind variables as INDICATORS

Action: n/a

PLS-01713: The constraints on these types do not match

Cause: The constraints on these types do not match

Action: n/a

PLS-01714: ANSI expects a column name not a literal value here

Cause: ANSI expects a column name not a literal value here

Action: n/a

PLS-01715: ANSI does not accept SAVEPOINTS

PLS-01900: : character to number conversion error

Cause: There was a failure while converting a character string into a numeric value.

Action: Verify that all character strings assigned to number variables have valid numeric value interpretations.

PLS-01901: : host bind array too small

Cause: PL/SQL was unable to transfer data into a host array because the array is too small.

Action: Increase the size of the host array.

PLS-01902: : hex to raw conversion error

Cause: There was a failure while converting a hexadecimal string to a raw.

Action: Verify that the hexadecimal variable to be converted contains a valid hexadecimal value.

PLS-01903: : non-integer error number

Cause: SQLERRM() was called with a non-integer value.

Action: Make sure SQLERRM() is called with an integer value.

PLS-01904: : NULL index table key value

Cause: An attempt was made to index into an index table with a NULL key value.

Action: Make sure key values used to index into index tables are non-NULL.

PLS-01905: : character string buffer too small

Cause: An error was encountered while moving a character string from a source to a destination. This error occurs if, for example, an attempt is made to move a character string of 10 characters into a 1 character buffer. The cause of this error may not always be obvious. For example, the following will result in this error: a varchar2(1); b number; b := 10; a := b; An error results because an implicit conversion causes the number 10 to become the character string '10', which does not fit in the character buffer of 1 allocated for the variable a.

Action: First, look for character string assignment statements where the buffer size is mismatched. If there are none found, then consider the implicit conversion case illustrated in the example above.

PLS-01906: : raw variable length too long

Cause: The length of a raw variable being copied or assigned was too long to fit into its destination.

Action: Make sure the raw variable length is correct.

PLS-01907: : number precision too large

Cause: The number being copied or assigned had too many digits to the left of the decimal and did not fit into its destination. In other words, there is a number precision mismatch. This error may also occur if, for example, an attempt is made to assign a character string to a number, as demonstrated below. `a varchar2(4); b number(1,1); a := '10.1'; b := a;`

Action: First, check explicit number precision value mismatches. If none are found, then consider implicit conversions of other types to numbers, including conversions performed during binds.

PLS-01908: : RETURNING INTO buffer too small

Cause: PL/SQL determined that a server side DML with a RETURNING INTO clause does not use a buffer that is large enough to hold the data being returned.

Action: Increase the size of the RETURNING INTO clause buffer.

PLS-01909: : cannot assign supertype instance to subtype

Cause: An attempt was made to assign or copy a supertype instance to a container (destination) that can only hold a subtype instance.

Action: Make sure the runtime type of the source of the assignment or copy is the same type as the destination or is a subtype of the destination type

PLS-01910: : associative array shape is not consistent with session parameters

Cause: NLS parameters affecting comparison of keys have been altered dynamically. The associative array's index is invalid.

Action: Avoid using associative arrays with string keys in applications which require frequent changes of NLS_COMP and/or NLS_SORT.

PLS-01911: : associative array key violates its type constraints

Cause: The key value of an element being inserted into an associative array violates the the key type constraints.

Action: Relax the constraints if the key value is meant to be acceptable. Otherwise, apply a valid key value when inserting an element.

PLS-01912: : instance must of be of type '*string*'

Cause: The run-time type of the instance is not the declared type. e.g. If the return value of a user defined constructor is wrong.

Action: Return the correct type.

PLS-01913: : instance must of be of type '*string*' or one of its subtypes

Cause: The run-time type of the instance is the not declared type or one of its subtypes. e.g. TREAT(supertype AS subtype) fails.

Action: Catch the exception.

PLS-01914: duplicate SECURITY specification in subprogram expression

Cause: The subprogram was found to have two SECURITY specifications.

Action: Remove one of the SECURITY specifications.

PLS-01915: duplicate ASSEMBLY specification in subprogram expression

Cause: The subprogram was found to have two ASSEMBLY specifications.

Action: Remove one of the ASSEMBLY specifications.

PLS-01916: SECURITY level specification exceeds ASSEMBLY SECURITY specification

Cause: The security level specified in the callspec exceeds the maximum security level allowed by the assembly.

Action: Lower the security level specified in the callspec to match the maximum security level specified in the assembly.

PLS-01917: illegal reference to package STANDARD item '*string*'

Cause: The item is intended for internal use and must not be referred to in user code.

Action: Remove the reference and use syntax that provides the necessary functionality.

PLS-01918: 9.2 and earlier wrap formats are not permitted

Cause: An attempt was made to compile a unit that was wrapped using 9.2 or earlier version of the wrap utility. Wrapped source created by 9.2 and earlier versions of wrap is not permitted on this database.

Action: Wrap the source using 10g or later versions of the wrap utility. Alternately, set the initialization parameter PERMIT_92_WRAP_FORMAT parameter to TRUE.



PLW-05000 to PLW-07207

PLW-05000: mismatch in NOCOPY qualification between specification and body

Cause: The indicated parameter was declared with the NOCOPY hint in the subprogram specification but not in the body, or it was declared with the NOCOPY hint in the body but not in the specification.

Action: Ensure that the specification and the body agree in their use of NOCOPY. If this mismatch is not corrected, the program will obey the declaration given in the specification, ignoring that in the body.

PLW-05001: previous use of 'string' (at line *string*) conflicts with this use

Cause: While looking for prior declarations of a variable, constant, or label, the compiler found another declaration with the same name in the same scope. Or, the headers of subprogram in a package specification and body were not identical.

Action: Check the spelling of the variable, constant, or label name. Also check the names of all parameters and exceptions declared in the same scope. Then, remove or rename the object with the duplicate name. Or, change the headers of the packaged subprogram in the package specification or body so that they are identical.

PLW-05003: same actual parameter(*string* and *string*) at IN and NOCOPY may have side effects

Cause: The indicated parameter was declared with the NOCOPY hint in the subprogram specification but not in the body, or it was declared with the NOCOPY hint in the body but not in the specification.

Action: Ensure that the specification and the body agree in their use of NOCOPY. If this mismatch is not corrected, the program will obey the declaration given in the specification, ignoring that in the body.

PLW-05004: identifier *string* is also declared in STANDARD or is a SQL builtin

Cause: The indicated identifier was also either: o) declared in package STANDARD, or o) a SQL builtin function, or o) a pseudo-column. This situation can result in name resolution issues since the STANDARD/builtin declaration will be chosen over the local declaration in SQL statements; however the local declaration will be chosen over the STANDARD/builtin declaration outside SQL scope. (See the documentation on PL/SQL name resolution.)

Action: Either: o) rename the given identifier, o) qualify any references to the identifier with the containing scope's name, or o) make sure the intended resolution occurs if using the identifier in SQL scope.

PLW-05005: subprogram *string* returns without value at line *string*

Cause: A function terminated without a return value. RETURN statements with values are required for all PL/SQL functions.

Action: Inspect function source code to ensure that every RETURN statement returns a value and that a function does not terminate by executing its END statement. Notice that this message may appear at the call site for a function if the function call was inlined and if the called function did not terminate properly.

PLW-05006: shadow type generation resulted in warning: *string*

Cause: Compilation of a table function causes the creation of internally- generated types. A problem occurred during creation of these types which was not severe enough to prevent the creation of the types, but which may impact the usage of the table function. See the accompanying error message for more information.

Action: Fix the issue reported in the accompanying error message.

PLW-05007: first parameter to pragma INLINE must be an identifier

Cause: The first parameter to the pragma INLINE must be an identifier denoting a procedure or function.

Action: Use a procedure or function name

PLW-05008: illegal number of arguments for pragma *string*

Cause: The number of arguments (actual parameters) passed to the named pragma (compiler directive) is incorrect. A required argument was omitted from the argument list, or the pragma syntax is faulty (for example, a comma might be missing between two parameters).

Action: Supply the missing argument or correct the faulty syntax.

PLW-05009: pragma INLINE may not appear in a declaration list

Cause: Pragma INLINE applies only to the following statement, and can not appear immediately prior to a declaration

Action: Remove the pragma.

PLW-05010: duplicate pragma INLINE on procedure '*string*'

Cause: Pragma INLINE was applied twice to the same procedure in the same statement. The procedure will be inlined only if all duplicates specify a control value of 'YES'

Action: Remove the duplicate pragma.

PLW-05011: pragma INLINE for procedure '*string*' does not apply to any calls

Cause: A pragma INLINE was provided, but there was no call to the mentioned procedure in the next statement.

Action: Remove the unnecessary pragma.

PLW-05012: pragma INLINE for procedure '*string*' could not be applied

Cause: A pragma INLINE(*name*, 'yes') was used, but the named procedure could not be inlined.

Action: Eliminate the reasons which are blocking the inlining. See the documentation for possible problems.

PLW-05013: second parameter to pragma INLINE '*string*' is not 'YES' or 'NO'

Cause: The second parameter to the pragma INLINE governs whether or not a procedure call can be inlined. The only legal values are 'YES', meaning that the compiler should attempt to inline the call, and 'NO', meaning that the compiler must not inline the call.

Action: Use 'YES' or 'NO' as appropriate.

PLW-05014: Pragma *string* cannot be specified here

Cause: The pragma was specified in an inappropriate context.

Action: Remove or relocate the misplaced pragma. Check the documentation to determine the correct context for this pragma.

PLW-05015: implementation restriction - too many debug records

Cause: The program is so large that it overflowed a compiler limit on the size of the debug symbol table. The module was compiled with partial debugging information.

Action: Compile the module with PLSQL_DEBUG=FALSE, or split it into multiple modules

PLW-05016: INTO clause should not be specified here

Cause: The INTO clause was incorrectly specified on a cursor declaration. It should have been specified on the FETCH statement.

Action: Relocate the misplaced clause.

PLW-05017: prefix of the expression will be ignored

Cause: Generalized invocation with explicit SELF and a dotted name was used to call the type method causing the prefix of the dotted name to be ignored.

Action: Do not use a dotted name to invoked type method in this context.

PLW-05018: unit *string* omitted optional AUTHID clause; default value DEFINER used

Cause: The AUTHID clause is missing. The unit is allowed to have an AUTHID clause. If the clause is missing, DEFINER's rights are used by default. Good practice suggests that an explicit AUTHID clause should always be used.

Action: Write an explicit AUTHID clause for the unit.

PLW-05019: the language element near keyword *string* is deprecated beginning with version *string*

Cause: A deprecated language element was used. The particular language element is deprecated in PL/SQL versions greater than or equal to the version number given in the message text.

Action: The deprecated language element should be deleted or rewritten. Deprecated PL/SQL language elements become obsolete one version after they are deprecated. An obsolete language element will no longer be supported and use of the element will result in an error.

PLW-05020: parameter name must be an identifier

Cause: A string literal was used as the parameter name in a call that used named notation.

Action: Change the code to use an identifier for the parameter name.

PLW-05021: exception *string* does not have a pragma EXCEPTION_INIT

Cause: A user-defined exception was declared but it was not given an exception number by the pragma EXCEPTION_INIT. Good practice suggests that all user-defined exceptions should be explicitly numbered.

Action: Add a pragma EXCEPTION_INIT to give the exception a number.

PLW-05022: argument '*string*' is not comparable

Cause: An argument to either IN, BETWEEN or MEMBER OF was not of a comparable type. Or, if the argument was of an object type, no MAP or ORDER method was specified for the type.

Action: Use appropriate arguments, or specify a MAP or ORDER method.

PLW-05023: PL/Scope is disabled because SYSAUX is offline.

Cause: PL/Scope was disabled for the current PL/SQL unit compilation because the SYSAUX tablespace is or was offline at the time of compilation. Note that PL/Scope stores identified metadata in the SYSAUX tablespace, and thus cannot function when SYSAUX is offline.

Action: Verify SYSAUX is online and recompile the PL/SQL unit.

PLW-05024: Do not use BULK COLLECT clause in a cursor declaration

Cause: A BULK COLLECT clause was specified in a cursor declaration.

Action: Remove the BULK COLLECT clause from the cursor declaration, moving it to the FETCH statement or statements, if appropriate.

PLW-05025: Do not refer to formal parameter *string* from this same subprogram declaration.

Cause: The default expression of a formal parameter referred to another formal parameter from the same subprogram declaration. This is only permitted in a *formal* %CHARSET expression.

Action: Remove the reference.

PLW-05999: implementation restriction (may be temporary) *string*

PLW-06002: Unreachable code

Cause: Static program analysis determined that some code on the specified line would never be reached during execution. This may have been caused by expression evaluation at compile time.

Action: Inspect program logic for possible defects. Disable the warning if much code is made unreachable intentionally and the warning message is more annoying than helpful.

PLW-06003: unknown inquiry directive '*string*'

Cause: An unknown inquiry directive was used. The inquiry directive is neither predefined nor user-defined.

Action: Use a predefined inquiry directive or define the inquiry directive.

PLW-06004: inlining of call of procedure '*string*' requested

Cause: A pragma INLINE(, 'YES') referring to the named procedure was found. The compiler will, if possible, inline this call.

Action: n/a

PLW-06005: inlining of call of procedure '*string*' was done

Cause: A call to the procedure was inlined.

Action: n/a

PLW-06006: uncalled procedure "string" is removed.

Cause: Static program analysis determined that the procedure can never be called or executed. Therefore, it has been removed to save time during compilation and space during execution.

Action: Inspect program logic for possible defects. Disable the warning if the procedure is useful but simply not being used right now and the warning message is more annoying than helpful.

PLW-06007: procedure "string" is removed because optimization removed calls

Cause: Static program analysis determined that the procedure can never be called or executed. Therefore, it has been removed to save time during compilation and space during execution.

Action: Inspect program logic for possible defects. Disable the warning if the procedure is useful but simply not being used right now and the warning message is more annoying than helpful.

PLW-06008: call of procedure 'string' will not be inlined

Cause: A pragma INLINE(, 'NO') referring to the named procedure was found. The compiler is prevented from inlining this call.

Action: n/a

PLW-06009: procedure "string" OTHERS handler does not end in RAISE or RAISE_APPLICATION_ERROR

Cause: The OTHERS handler can exit without executing some form of RAISE or a call to the standard procedure RAISE_APPLICATION_ERROR.

Action: Good programming practices suggest that OTHERS handlers must always pass an exception upward. Inspect the program logic to determine if the handler code needs revision.

PLW-06010: keyword "string" used as a defined name

Cause: A PL/SQL or SQL keyword was used as defined name. Although legal, this is not recommended.

Action: Choose another name for the defined item.

PLW-06011: detailed dependency information discarded due to size limitations

Cause: The compiled unit was so large that the compiler could not store detailed dependency information that could be used to quickly recompile the unit if it was invalidated.

Action: Break up the unit into smaller units.

PLW-06012: SQL statement cannot be inlined. *string*

Cause: The SQL statement could not be inlined.

Action: n/a

PLW-06013: deprecated parameter PLSQL_DEBUG forces PLSQL_OPTIMIZE_LEVEL <= 1

Cause: The PLSQL_DEBUG parameter was set to TRUE forcing the optimization level to 1 (or 0 if the user selected 0) regardless of the setting of the PLSQL_OPTIMIZE_LEVEL parameter to a higher level

Action: Do not use the PLSQL_DEBUG parameter; it is deprecated. Instead, set the PLSQL_OPTIMIZE_LEVEL parameter to 1.

PLW-06014: PLSQL_OPTIMIZE_LEVEL <= 1 turns off native code generation

Cause: Native code generation was not done because the optimization was set to 1 or less.

Action: The goal of native code generation is high performance and a low optimization level defeats that purpose. Either request a higher optimization level or remove the request for native code generation. Note that using the deprecated parameter PLSQL_DEBUG also forces the optimization level to 1; do not use this parameter when native code generation is desired.

PLW-06015: parameter PLSQL_DEBUG is deprecated; use PLSQL_OPTIMIZE_LEVEL = 1

Cause: The PLSQL_DEBUG parameter was specified.

Action: The parameter PLSQL_DEBUG no longer controls the generation of debugging information by the PL/SQL compiler; debugging information is always generated and no special parameter is needed.

PLW-06016: unit *string* is too large; native code generation turned off

Cause: Because the program was extremely large, analysis took an excessive amount of time or space to complete causing native compilation to be turned off.

Action: The goal of native code generation is high performance and the compiler does extensive analysis of the program. If possible, reduce the size of the largest procedure, or split the program unit into multiple units.

PLW-06017: an operation will raise an exception

Cause: An operation near this location is certain to raise an exception during execution; it may be a programming error because it is not an explicit RAISE.

Action: The compiler has determined that some operation near this location is certain to raise an exception during execution. This may be a programming error; consider rewriting the code. If the intention is to raise an exception, use an explicit RAISE statement.

PLW-06018: an infinity or NaN value is computed or used

Cause: An operation near this location computes or uses an infinite NUMBER, BINARY_FLOAT, or BINARY_DOUBLE value or a NaN BINARY_FLOAT or BINARY_DOUBLE value.

Action: The compiler has determined that an operation near this location computes or uses either an infinity or a not-a-number (NaN) value. This may indicate a programming error; consider rewriting the code. If the intention is to use a BINARY_FLOAT or a BINARY_DOUBLE non-numeric value, use the appropriate constant from STANDARD rather than computing the value. Some valid uses exist for these values; the warning will still appear in those cases. The use of infinite NUMBER values is not well-defined and should be avoided.

PLW-06019: entity *string* is deprecated

Cause: The entity was deprecated and could be removed in a future release.

Action: Do not use the deprecated entity.

PLW-06020: reference to a deprecated entity: *string* declared in unit *string*

Cause: The referenced entity was deprecated and could be removed in a future release.

Action: Do not use the deprecated entity. Follow the specific instructions in the warning if any are given.

PLW-06021: PRAGMA DEPRECATE on *string* is misplaced

Cause: Misplaced pragma. The pragma deprecate should follow immediately after the declaration of the entity that is being deprecated.

Action: Place the pragma immediately after the declaration of the entity that is being deprecated.

PLW-06022: cannot use PRAGMA DEPRECATE on this entity

Cause: This entity cannot be deprecated. Deprecation only applies to entities that may be declared in a package or type specification as well as to top-level procedure and function definitions.

Action: Remove the pragma.

PLW-06023: invocation of *string* computes trivial value

Cause: An IS NULL, IS NOT NULL or NVL operator was used on an object that is either never null or always null. The code may be made more efficient by eliding the call.

Action: Rewrite the code to remove the call.

PLW-06024: incorrect use of PRAGMA COVERAGE

Cause: PRAGMA COVERAGE was encountered in a location in which it did not belong.

Action: Rewrite the code so that occurrences of NOT_FEASIBLE_START match occurrences of NOT_FEASIBLE_END. Pragmas may not be nested.

PLW-06025: implicit use of NLS session parameters may be a security risk

Cause: A conversion to a CHAR or VARCHAR type without the explicit specification of National Language Support (NLS) conversion parameters may introduce certain security risks. This often arises when the conversion happens implicitly, as when non-character types are concatenated. See the Oracle Database SQL Language Reference manual for more information about security considerations for data conversion.

Action: Rewrite implicit conversions to explicitly specify the format model to use in the conversion.

PLW-06026: package specification exposes global variable

Cause: A global variable was directly declared in a package specification.

Action: Rewrite the code to avoid exposing a global variable directly in the package specification, for example, by moving the global variable to the package body and providing a function to access and return its value.

PLW-07203: parameter '*string*' may benefit from use of the NOCOPY compiler hint

Cause: The mode of the specified parameter was IN OUT or OUT. Use of the NOCOPY compiler hint may speed up calls to this subprogram.

Action: Change the mode of the parameter to explicitly use the NOCOPY compiler hint. For example, if your subprogram declaration is: PROCEDURE proc(p1 IN OUT CLOB); you can change it to: PROCEDURE proc(p1 IN OUT NOCOPY clob); to get the benefit of the NOCOPY hint. For member procedures or functions in object types, you may have to explicitly declare the SELF parameter as illustrated in the following: MEMBER PROCEDURE proc(SELF IN OUT NOCOPY MY_TYPE);

PLW-07204: conversion away from column type may result in sub-optimal query plan

Cause: The evaluation of the WHERE clause in this SQL statement will convert this column value to a different data type. This may prevent the SQL optimizer from using an index that includes this column and slow down the execution of the statement.

Action: Modify the operands in the expression that includes this column to avoid the data type conversion.

PLW-07205: SIMPLE_INTEGER is mixed with BINARY_INTEGER or PLS_INTEGER

Cause: Using SIMPLE_INTEGER and BINARY_INTEGER or PLS_INTEGER arguments in the same arithmetic expression may inhibit certain optimizations.

Action: Try using SIMPLE_INTEGER values only if the expression is computed on a performance critical path.

PLW-07206: analysis suggests that the assignment to 'string' may be unnecessary

Cause: This assignment may be unnecessary; the PL/SQL optimizer could not find any further use of the variable which was being set. If the assignment was being done for some side-effect such as raising a specific exception, the compiler may not have been able to understand the side-effect and this warning may be inappropriate.

Action: If the assignment sets a variable whose value will not be used again and there are no side-effects (exceptions or calls) to consider, remove the assignment for better performance. If the assignment was in place to raise a specific known exception, replace the assignment with a RAISE statement.

PLW-07207: BULK COLLECT used without the LIMIT clause

Cause: This FETCH statement used BULK COLLECT without an accompanying LIMIT clause. The result set of the FETCH can be large, potentially causing memory shortage at run time.

Action: Keep memory consumption under control by using the LIMIT clause.

PRCA-01000 to PRCA-01151

PRCA-01000: ASM Disk Group {0} does not exist

Cause: An attempt failed to retrieve an ASM disk group that was not configured.

Action: Create the diskgroup using sqlplus if the specified diskgroup does not exist. Mount the diskgroup in ASM which registers the diskgroup with CRS.

PRCA-01001: ASM Disk Group resource does not exist

Cause: There was no disk group resource registered with CRS.

Action: Create the diskgroup using sqlplus and mount the diskgroup in ASM which registers the diskgroup with CRS.

PRCA-01002: Failed to remove CRS resource {0} for ASM Disk Group {1}

Cause: An attempt to remove the CRS resource for the specified ASM Disk Group failed.

Action: Examine the accompanying error messages for details.

PRCA-01003: Failed to create ASM {0} resource {1}

Cause: An attempt to add the CRS resource for ASM failed.

Action: Ensure that the CRS stack is running, the user running srvctl add asm is also the owner of the CRS home, and examine the accompanying error message for details.

PRCA-01005: Failed to retrieve server parameter file of ASM {0}

Cause: Cannot retrieve ASM server parameter file.

Action: Retry the request after ensuring that the CRS stack is running, the ASM resource has been configured, and the user has read permission on the ASM resource.

PRCA-01006: Failed to update server parameter file {0} of ASM {1}

Cause: Unable to update the ASM server parameter file.

Action: Retry the request after ensuring that the CRS stack is running, the ASM resource has been configured, and the user has update permission on the ASM resource.

PRCA-01007: ASM {0} is not using initialization parameters: {1}

Cause: The specified ASM instance does not use the initialization parameters shown.

Action: Examine the accompanying error messages for details.

PRCA-01016: Failed to remove ASM resource {0} for ASM instance {1}

Cause: An attempt to remove the specified ASM configuration failed.

Action: Examine the accompanying error message for details.

PRCA-01017: ASM {0} does not exist

Cause: ASM is not configured yet.

Action: Configure ASM and then retry.

PRCA-01018: Failed to retrieve ASM instance list for ASM {0}

Cause: Failed to retrieve the list of ASM instances.

Action: Make sure that the crs stack is up and the ASM resource has been configured.

PRCA-01019: ASM {0} is not running

Cause: The ASM resource does not have any running instances.

Action: Use 'srvctl start asm' command to start the asm resource.

PRCA-01020: Unable to create ACFS file system resource {0} for the volume device {1}

Cause: The ACFS file system resource for the specified volume device path could not be created. Possible causes: 1) CRS stack was not available. 2) ASM instance was not running. 3) User was not running with an account with administrative access. (root, Administrator, etc) 4) Was unable to identify the mount point that the user requested the resource to use.

Action: 1) Verify that the CRS stack is available. ('crsctl check crs') 2) Verify that ASM is running. (srvctl status asm) 3) Verify that the user is running with administrative access. 4) Verify that the mount point given to the create resource command exists.

PRCA-01021: Unable to retrieve ACFS file system for the volume device {0}

Cause: The ACFS file system resource for the specified volume device path could not be retrieved. Possible causes: 1) CRS stack was not available. 2) ASM instance was not running. 3) User was not running with an account with administrative access. (root, Administrator, etc) 4) Was unable to identify the mount point that the user requested the resource to use.

Action: 1) Verify that the CRS stack is available. ('crsctl check crs') 2) Verify that ASM is running. (srvctl status asm) 3) Verify that the user is running with administrative access. 4) Verify that the mount point given to the create resource command exists.

PRCA-01022: ACFS file system resource already exists for disk group {0} and volume {1}

Cause: The ACFS file system resource had already been created for the specified disk group and volume names.

Action: Take one of the following actions: 1) Supply a different volume device path to the 'srvctl add filesystem' command to create a different ACFS file system resource. - or- 2) Delete the previous resource ('srvctl remove filesystem -device <volume_device>') and run the command again.

PRCA-01023: Unable to add ACFS file system resource {0} for disk group {1} and volume {2}

Cause: The ACFS file system resource for the specified volume device path could not be added. Possible causes: 1) CRS stack was not available. 2) ASM instance was not running. 3) User was not running with an account with administrative access. (root, Administrator, etc) 4) Was unable to identify the mount point that the user requested the resource to use.

Action: 1) Verify that the CRS stack is available. ('crsctl check crs') 2) Verify that ASM is running. ('srvctl status asm') 3) Verify that the user is running with administrative access. 4) Verify that the mount point given to the create resource command exists.

PRCA-01024: Unable to retrieve the volume for disk group {0} and volume {1}

Cause: The ACFS file system resource for the specified volume device path was unable to be retrieved. Possible causes: 1) CRS stack was not available. 2) ASM instance was not running. 3) User was not running with an account with administrative access. (root, Administrator, etc)

Action: 1) Verify that the CRS stack is available. ('crsctl check crs') 2) Verify that ASM is running. ('srvctl status asm') 3) Verify that the user is running with administrative access.

PRCA-01025: Unable to retrieve the mountpoint path for disk group {0} and volume {1}

Cause: The ACFS file system resource for the specified volume device path was unable to be retrieved. Possible causes: 1) CRS stack was not available. 2) ASM instance was not running. 3) User was not running with an account with administrative access. (root, Administrator, etc)

Action: 1) Verify that the CRS stack is available. ('crsctl check crs') 2) Verify that ASM is running. ('srvctl status asm') 3) Verify that the user is running with administrative access.

PRCA-01026: Unable to set the user of the ACFS file system for disk group {0} and volume {1}

Cause: The user of the ACFS file system resource for the specified disk group and volume was unable to be modified. Possible causes: 1) CRS stack was not available. 2) ASM instance was not running. 3) User was not running with an account with administrative access. (root, Administrator, etc)

Action: 1) Verify that the CRS stack is available. ('crsctl check crs') 2) Verify that ASM is running. ('srvctl status asm') 3) Verify that the user is running with administrative access.

PRCA-01027: Failed to remove ACFS file system configuration for disk group {0} and volume {1}

Cause: Cannot remove the ACFS file system configuration for the specified disk group and volume.

Action: 1) Verify that the CRS stack is available. ('crsctl check crs') 2) Verify that ASM is running. ('srvctl status asm') 3) Verify that the user is running with administrative access.

PRCA-01028: Failed to retrieve listener associated with ASM {0}

Cause: Failed to retrieve listener associated with ASM.

Action: Ensure that user has read permissions on ASM resource and then retry. Also, ensure that listener specified in ASM resource's start dependencies exists.

PRCA-01029: Failed to associate listener {0} with ASM {1}

Cause: Failed to associate given listener with ASM.

Action: Ensure that user has update permissions on ASM resource and then retry.

PRCA-01030: Failed to retrieve the diskgroup associated with the volume device {0}

Cause: Unable to retrieve the diskgroup associated with the given volume device using "asmcmd volinfo -g <volume_name>" command.

Action: Make sure that the asm instance is running; the asmcmd utility exists and the underlying ofs devices are accessible.

PRCA-01031: Unable to retrieve the diskgroup {0} associated with the volume device {1}

Cause: The ACFS file system resource for the specified volume device path was unable to be retrieved. Possible causes: 1) CRS stack was not available. 2) ASM instance was not running. 3) User was not running with an account with administrative access. (root, Administrator, etc) 4) Disk group is not mounted.

Action: 1) Verify that the CRS stack is available. ('crsctl check crs') 2) Verify that ASM is running. ('srvctl status asm') 3) Verify that the user is running with administrative access. 4) Verify that the disk group is mounted.

PRCA-01032: ASM listener {0} does not exist

Cause: The ASM listener was not registered with Oracle Clusterware.

Action: Add the listener with the 'srvctl add listener -listener <lsnr_name> -asmlistener' command or specify a listener name that is already registered.

PRCA-01033: ACFS file system resource does not exist for volume device {0}

Cause: The ACFS file system resource with the specified volume device was not registered with Oracle Clusterware.

Action: Use the command 'srvctl add filesystem' to create an ACFS file system resource.

PRCA-01034: ACFS file system resource does not exist in Oracle Clusterware

Cause: No ACFS file system resource was registered with Oracle Clusterware.

Action: Use the command 'srvctl add filesystem' to create an ACFS file system resource.

PRCA-01035: Unable to determine the databases that use the disk group {0}

Cause: Unable to retrieve databases that have dependencies on the disk group.

Action: Make sure that the crs stack is up; the user has read permissions on database CRS resources and then retry.

PRCA-01036: An Oracle Restart environment-specific API was invoked in an Oracle Clusterware environment.

Cause: Internal error.

Action: Contact Oracle Support Services.

PRCA-01037: Failed to retrieve the diskgroup discovery string of ASM {0}

Cause: An attempt to retrieve the diskgroup discovery string for ASM failed.

Action: Retry the request after ensuring that the CRS stack is running, the ASM resource has been configured, and the user has read permission on ASM resource.

PRCA-01038: Failed to update the diskgroup discovery string {0} of ASM {1}

Cause: An attempt to update the diskgroup discovery string for ASM failed.

Action: Retry the request after ensuring that the CRS stack is running, the ASM resource has been configured, and the user has update permission on ASM resource.

PRCA-01039: Volume device {0} does not exist

Cause: The supplied volume device does not exist.

Action: Use asmca to create the volume device and then run 'srvctl add filesystem' command again.

PRCA-01040: Failed to check the existence of volume device {0}

Cause: Failed to execute acfsutil command to check for the existence of the supplied volume device.

Action: Review the underlying error messages that provide the details of why acfsutil execution failed. Resolve the reported problem and retry the command.

PRCA-01041: Failed to validate disk group {0} of volume device {1}

Cause: Failed to execute acfsutil command to validate the disk group of the volume device.

Action: Review the underlying error messages that provide the details of why acfsutil execution failed. Resolve the reported problem and retry 'srvctl add filesystem' command.

PRCA-01042: Diskgroup {0} is not valid for volume device {1}

Cause: The supplied diskgroup does not match the underlying diskgroup created for the supplied volume device.

Action: Execute 'srvctl add filesystem' command with the correct disk group value.

PRCA-01043: Failed to validate volume {0} of volume device {1}

Cause: Failed to execute acfsutil command to validate the volume of the volume device.

Action: Review the underlying error messages that provide the details of why acfsutil execution failed. Resolve the reported problem and retry 'srvctl add filesystem' command.

PRCA-01044: Volume {0} is not valid for volume device {1}

Cause: The supplied volume does not match the underlying volume created for the supplied volume device.

Action: Execute 'srvctl add filesystem' command with the correct volume value.

PRCA-01045: ACFS is not supported on this platform

Cause: A filesystem operation was requested on an unsupported platform.

Action: Run srvctl filesystem command on a supported platform.

PRCA-01046: File system for volume device {0} exists in the ACFS registry

Cause: File system for the specified volume device was registered in the ACFS registry. File system can either be in the ACFS registry or registered as a CRS resource, but not both.

Action: Either run the command 'acfsutil registry -d' to delete the volume device from the ACFS registry or run the command 'srvctl add filesystem' with a different volume device.

PRCA-01047: Unable to find ACFS file system resource for volume device {0} because of inability to get the canonical form of the volume device

Cause: An internally-issued 'advmutil canonical' command failed and the volume device recorded in the ACFS file system resource did not match the specified volume device.

Action: Review the underlying error messages that provide the details of why advmutil execution failed. Resolve the reported problem and retry.

PRCA-01048: Invalid mount point path {0} because specified mount point path was a remote path

Cause: The specified mount point path was a remote path.

Action: Make sure that the mount point path was not a remote path.

PRCA-01049: The user "{0}" could not be found on the cluster

Cause: The user specified as the file system owner/user could not be found.

Action: Enter the name of an existing user or the owner of the specified file system.

PRCA-01050: Unable to retrieve the canonical form of the volume device for disk group {0} and volume {1}

Cause: The ACFS file system resource for the specified canonical form of the volume device path was not retrieved.

Action: 1) Make sure that the CRS stack is available. ('crsctl check crs') 2) Review the accompanying error messages for details about the failure. Retry after resolving those issues.

PRCA-01051: No volume resource registered with CRS for specified diskgroup or volume name or volume device

Cause: There was no volume resource registered with CRS for specified diskgroup and volume name.

Action: Create the volume using sqlplus which registers the volumes with CRS.

PRCA-01052: When attempting to create a volume resource in CRS, volume resource already exists for disk group {0} and volume {1}

Cause: The volume resource was already created for the specified disk group and volume names.

Action: Supply different volume name or diskgroup name to create a different volume resource.

PRCA-01053: Failed to add volume resource {0} for disk group {1} and volume {2}

Cause: The volume resource for the specified volume device path could not be added. Possible causes: 1) CRS stack was not available. 2) ASM instance was not running. 3) User was not running with an account with administrative access. (root, Administrator, etc)

Action: 1) Verify that the CRS stack is available. ('crsctl check crs') 2) Verify that ASM is running. ('srvctl status asm') 3) Verify that the user is running with administrative access.

PRCA-01054: Failed to remove volume configuration for disk group {0} and volume {1}

Cause: Cannot remove the volume configuration for the specified disk group and volume.

Action: 1) Verify that the CRS stack is available. ('crsctl check crs') 2) Verify that ASM is running. ('srvctl status asm') 3) Verify that the user is running with administrative access.

PRCA-01055: Failed to retrieve the volume file system type for disk group {0} and volume {1}

Cause: The usage of the specified volume was unable to be retrieved. Possible causes: 1) CRS stack was not available. 2) ASM instance was not running. 3) User was not running with an account with administrative access. (root, Administrator, etc)

Action: 1) Verify that the CRS stack is available. ('crsctl check crs') 2) Verify that ASM is running. ('srvctl status asm') 3) Verify that the user is running with administrative access.

PRCA-01056: Unable to upgrade ACFS from version {0} to version {1}

Cause: Failed to upgrade ACFS from one version to another version.

Action: Review the accompanying error messages for details about the failure. Retry after resolving those issues.

PRCA-01057: Failed to retrieve the password file location used by ASM {0}

Cause: An attempt to retrieve the password file attribute of the specified ASM failed.

Action: Retry the request after ensuring that the CRS stack is running, the ASM resource has been configured, and the user has read permission on the ASM resource.

PRCA-01058: Failed to update password file location {0} used by ASM {1}

Cause: An attempt to update the password file attribute of the specified ASM failed.

Action: Retry the request after ensuring that the CRS stack is running, the ASM resource has been configured, and the user has update permission on the ASM resource.

PRCA-01059: Invalid ASM type {0}

Cause: The ASM type supplied is not valid.

Action: Supply a valid ASM type.

PRCA-01060: Invalid ASM presence {0}

Cause: The ASM presence supplied is not valid.

Action: Supply a valid ASM presence (legacy or remote).

PRCA-01061: Failed to create ASM I/O Server resource {0}

Cause: An attempt to add the CRS resource for ASM I/O Server failed.

Action: Ensure that the CRS stack is running, the user running 'srvctl add asm' is also the owner of the CRS home, and examine the accompanying error message for details.

PRCA-01062: Failed to create cluster ASM resource {0}

Cause: An attempt to add the CRS resource for cluster ASM failed.

Action: Ensure that the CRS stack is running, the user running 'srvctl add asm' is also the owner of the CRS home, and examine the accompanying error message for details.

PRCA-01063: Failed to create ADVN proxy resource {0}

Cause: An attempt to add the CRS resource for ADVN proxy failed.

Action: Ensure that the CRS stack is running, the user running 'srvctl add asm' is also the owner of the CRS home, and examine the accompanying error message for details.

PRCA-01064: Failed to create leaf ASM resource {0}

Cause: An attempt to add the CRS resource for leaf ASM failed.

Action: Ensure that the CRS stack is running, the user running command 'srvctl add asm' is also the owner of the CRS home, and examine the accompanying error message for details.

PRCA-01065: No file system resource found in Oracle Clusterware

Cause: No ACFS or non-ACFS file system resource was registered with Oracle Clusterware.

Action: Use the command 'srvctl add filesystem' to create a file system resource.

PRCA-01066: File system resource already exists for disk group {0} and volume {1}

Cause: The file system resource was already created for the specified disk group and volume names.

Action: Take one of the following actions: 1) Supply a different volume device path to the 'srvctl add filesystem' command to create a different file system resource. -or- 2) Delete the existing resource ('srvctl remove filesystem -device <volume_device>') and run the command again.

PRCA-01067: Unable to add file system resource {0} for disk group {1} and volume {2}

Cause: The file system resource for the specified volume device path could not be added. Possible causes: 1) CRS stack was not available. 2) ASM instance was not running. 3) User was not running with an account with administrative access. (root, Administrator, etc) 4) Was unable to resolve the mount point path that the user requested the resource to use.

Action: 1) Verify that the CRS stack is available. ('crsctl check crs') 2) Verify that ASM is running. ('srvctl status asm') 3) Verify that the user is running with administrative access. 4) Verify that the mount point path given to the create resource command exists.

PRCA-01068: Failed to remove file system resource for disk group {0} and volume {1}

Cause: Failed to remove the file system resource for the specified disk group and volume.

Action: 1) Verify that the CRS stack is available. ('crsctl check crs') 2) Verify that ASM is running. ('srvctl status asm') 3) Verify that the user is running with administrative access.

PRCA-01069: Unable to set the user of the file system configuration for disk group {0} and volume {1}

Cause: The user of the FS file system resource for the specified disk group and volume was unable to be modified. Possible causes: 1) CRS stack was not available. 2) ASM instance was not running. 3) User was not running with an account with administrative access. (root, Administrator, etc)

Action: 1) Verify that the CRS stack is available. ('crsctl check crs') 2) Verify that ASM is running. ('srvctl status asm') 3) Verify that the user is running with administrative access.

PRCA-01070: File system resource does not exist for volume device "{0}"

Cause: The file system resource with the specified volume device was not registered with Oracle Clusterware.

Action: Use the command 'srvctl add filesystem' to create a file system resource.

PRCA-01071: Multiple file system resources found for volume device "{0}"

Cause: More than one file system resources with the specified volume device were found.

Action: Internal error. Contact Oracle Support Services.

PRCA-01072: Either zero or multiple volume resources found for diskgroup "{0}" and volume "{1}"

Cause: A single volume was expected to be found for the specified parameters.

Action: Internal error. Contact Oracle Support Services.

PRCA-01073: A resource for application with ID "{0}" that uses a different file system than "{1}" already exists

Cause: A resource with the same application ID was registered for a different file system type.

Action: Make sure that the file system being added uses the same type as the existing resource for the given application ID.

PRCA-01074: Unable to modify the file system resource {0} for disk group {1} and volume {2}

Cause: The ACFS file system resource for the specified volume device path could not be modified. Possible causes: 1) CRS stack was not available. 2) ASM instance was not running. 3) User was not running with an account with administrative access. (root, Administrator, etc)

Action: 1) Verify that the CRS stack is available. ('crsctl check crs') 2) Verify that ASM is running. ('srvctl status asm') 3) Verify that the user is running with administrative access.

PRCA-01075: The file system resource is running on nodes (e.g. node "{0}") which are not included in the node list

Cause: The attempt to modify the node list failed as the file system resource was running on one or more nodes of the existing node list that were not included in the new node list.

Action: Either stop the resource that is running and retry or add the node where the resource is running to the new node list.

PRCA-01076: The file system resource is running on server pools (e.g. server pool "{0}") which are not included in the server pool list

Cause: The attempt to modify the node list failed as the file system resource was running on one or more server pools of the existing server pool list that were not included in the new server pool list.

Action: Either stop the resource that is running and retry.

PRCA-01077: Unable to retrieve the file system type for disk group {0} and volume {1}

Cause: The file system resource for the specified volume device path was unable to be retrieved. Possible causes: 1) CRS stack was not available. 2) ASM instance was not running. 3) User was not running with an account with administrative access. (root, Administrator, etc)

Action: 1) Verify that the CRS stack is available. ('crsctl check crs') 2) Verify that ASM is running. ('srvctl status asm') 3) Verify that the user is running with administrative access.

PRCA-01078: Unable to retrieve the file system mount options for disk group {0} and volume {1}

Cause: The file system resource for the specified volume device path was unable to be retrieved. Possible causes: 1) CRS stack was not available. 2) ASM instance was not running. 3) User was not running with an account with administrative access. (root, Administrator, etc)

Action: 1) Verify that the CRS stack is available. ('crsctl check crs') 2) Verify that ASM is running. ('srvctl status asm') 3) Verify that the user is running with administrative access.

PRCA-01079: Unable to retrieve the file system node names for disk group {0} and volume {1}

Cause: The file system resource for the specified volume device path was unable to be retrieved. Possible causes: 1) CRS stack was not available. 2) ASM instance was not running. 3) User was not running with an account with administrative access. (root, Administrator, etc)

Action: 1) Verify that the CRS stack is available. ('crsctl check crs') 2) Verify that ASM is running. ('srvctl status asm') 3) Verify that the user is running with administrative access.

PRCA-01080: Unable to retrieve the file system server pools for disk group {0} and volume {1}

Cause: The file system resource for the specified volume device path was unable to be retrieved. Possible causes: 1) CRS stack was not available. 2) ASM instance was not running. 3) User was not running with an account with administrative access. (root, Administrator, etc)

Action: 1) Verify that the CRS stack is available. ('crsctl check crs') 2) Verify that ASM is running. ('srvctl status asm') 3) Verify that the user is running with administrative access.

PRCA-01081: Unable to retrieve the application ID for disk group {0} and volume {1}

Cause: The file system resource for the specified volume device path was unable to be retrieved. Possible causes: 1) CRS stack was not available. 2) ASM instance was not running. 3) User was not running with an account with administrative access. (root, Administrator, etc)

Action: 1) Verify that the CRS stack is available. ('crsctl check crs') 2) Verify that ASM is running. ('srvctl status asm') 3) Verify that the user is running with administrative access.

PRCA-01082: Unable to retrieve the value for attribute 'TYPE' for the file system resource with disk group {0} and volume {1}

Cause: The file system resource for the specified volume device path was unable to be retrieved. Possible causes: 1) CRS stack was not available. 2) ASM instance was not running. 3) User was not running with an account with administrative access. (root, Administrator, etc)

Action: 1) Verify that the CRS stack is available. ('crsctl check crs') 2) Verify that ASM is running. ('srvctl status asm') 3) Verify that the user is running with administrative access.

PRCA-01083: Invalid ASM mode {0}

Cause: The specified ASM mode was not valid.

Action: Specify a valid ASM mode LEGACY, REMOTE or CLIENT.

PRCA-01084: Failed to retrieve ASM Mode

Cause: An attempt to retrieve the configured ASM mode from the ASM resource failed.

Action: Retry the request after ensuring that the CRS stack is running, the ASM resource has been configured, and the user has read permission on the ASM resource.

PRCA-01085: Failed to check if OCR is on ASM, when attempting to create resource {0}

Cause: An attempt to retrieve the OCR locations and check if any of the locations is on ASM failed.

Action: Ensure that the CRS stack is running, the user running command 'srvctl add asm' is also the owner of the CRS home, and examine the accompanying error message for details.

PRCA-01086: Unable to retrieve the file system description for disk group {0} and volume {1}

Cause: The file system resource for the specified volume device path was unable to be retrieved. Possible cause: The CRS stack was not available.

Action: Verify that the CRS stack is available. ('crsctl check crs')

PRCA-01087: Server pool "{0}" does not exist

Cause: No servepool was found for the specified server pool name.

Action: Make sure that the serverpool exists and retry.

PRCA-01088: Unable to retrieve information about server pool "{0}"

Cause: An error occurred while trying to retrieve information about the specified server pool.

Action: Examine the accompanying error messages for details.

PRCA-01089: Unable to retrieve volume and disk group for volume device path {0}

Cause: The volume and disk group resources for the specified volume device path could not be retrieved. Possible causes: 1) The CRS stack was not available. 2) The volume device path does not exist.

Action: 1) Verify that the CRS stack is running. ('crsctl check crs') 2) Verify that the volume device path was previously created.

PRCA-01090: Unable to retrieve information about the server category for server pool "{0}"

Cause: An error occurred while trying to retrieve information about the server category for the specified server pool.

Action: Examine the accompanying error messages for details.

PRCA-01091: The server category for server pool "{0}" is not "{1}"

Cause: The server category for the specified server pool had not the indicated expected value.

Action: Execute the command 'srvctl modify srvpool' to set the server category for the specified server pool to the indicated value and retry.

PRCA-01092: Cannot retrieve ASM resource information on an ASM client cluster

Cause: An attempt was made to get reference to an ASM resource on an ASM client cluster, which is not allowed.

Action: Perform this action only on an ASM cluster in either the Standard mode or in the Remote mode.

PRCA-01093: ASM I/O Server {0} is not running

Cause: The ASM I/O Server resource did not have any running instances.

Action: Use the command 'srvctl start ioserver' to start the ASM I/O Server resource.

PRCA-01094: Failed to retrieve ASM I/O Server instance list for ASM I/O Server {0}

Cause: Failed to retrieve the list of ASM I/O Server instances.

Action: Make sure that the Clusterware stack is up and the ASM I/O Server resource has been configured.

PRCA-01095: Unable to create ASM resource because it already exists.

Cause: An attempt was made to add the ASM resource but the resource already exists.

Action: Either remove the ASM resource and then add it, or avoid adding an already existing resource.

PRCA-01096: failed to create the Network Attached Storage (NAS) resource {0} for mount point path {1}

Cause: An attempt to create a Network Attached Storage (NAS) resource failed for the specified mount point path.

Action: Examine the accompanying error messages for details.

PRCA-01097: failed to retrieve the Network Attached Storage (NAS) resource for the mount point path {0}

Cause: An attempt to retrieve the Network Attached Storage (NAS) resource failed for the specified mount point path.

Action: Examine the accompanying error messages for details.

PRCA-01098: A Network Attached Storage (NAS) resource already exists for mount point path {0}.

Cause: An attempt to create a Network Attached Storage (NAS) resource failed because a NAS resource already exists for the specified mount point path.

Action: Do one of the following: - Supply a different mount point path. - Delete the previous resource.

PRCA-01099: failed to set the user of the Network Attached Storage (NAS) for mount point path {0}

Cause: An attempt to modify the user for the Network Attached Storage (NAS) failed for the specified mount point path.

Action: Examine the accompanying error messages for details.

PRCA-01100: The Network Attached Storage (NAS) resource does not exist for mount point path {0}.

Cause: The Network Attached Storage (NAS) resource with the specified mount point path was not registered with Oracle Clusterware.

Action: Create a Network Attached Storage (NAS) resource with the specified mount point path.

PRCA-01101: failed to modify the Network Attached Storage (NAS) resource for mount point path {0}

Cause: An attempt to modify the Network Attached Storage (NAS) resource failed for the specified mount point path.

Action: Examine the accompanying error messages for details.

PRCA-01102: Mount point path {0} is in use by another file system resource.

Cause: The supplied mount point path was already used by an existing file system resource.

Action: Specify a mount point path not in use by ACFS and not in use by Network Attached Storage (NAS) resources.

PRCA-01103: Failed to validate export server {0}

Cause: An attempt to resolve the export server name failed because the specified server name does not exist in DNS.

Action: Specify a valid IP address or hostname.

PRCA-01104: failed to remove Network Attached Storage (NAS) resource for mount point path {0}

Cause: An attempt to remove the Network Attached Storage (NAS) resource failed for the specified mount point path.

Action: Examine the accompanying error messages for details.

PRCA-01105: The mount point path must be specified when adding a Network Attached Storage (NAS) resource.

Cause: An attempt to create a Network Attached Storage (NAS) resource failed because a value was not specified for the mount point path.

Action: Specify a valid mount point path.

PRCA-01106: Mount point path {0} is in use by another file system resource

Cause: The supplied mount point path was already used by an existing file system resource.

Action: Specify a mount point path that is not in use by a file system resource.

PRCA-01107: A Network Attached Storage (NAS) resource already exists with the name {0}.

Cause: The Network Attached Storage (NAS) resource was already created for the specified name.

Action: Supply a different name or delete the previous resource.

PRCA-01108: The file system resource is not node local.

Cause: The attempt to relocate the specified file system failed because the resource is not node local.

Action: Specify a node local file system resource.

PRCA-01109: The volume for the specified disk group {0} and volume name {1} is not registered with CRS.

Cause: There was no volume resource registered with CRS for the specified disk group and volume name.

Action: Create the volume for the specified disk group and volume name using SQL*Plus which registers the volumes with CRS.

PRCA-01110: The volume for the specified device path {0} is not registered with CRS.

Cause: There was no volume resource registered with CRS for the specified device path.

Action: Create the volume for the specified device path using SQL*Plus which registers the volumes with CRS.

PRCA-01111: Multiple volume resources were found for volume device "{0}".

Cause: This is an internal error. More than one volume resource with the specified volume device were found.

Action: Contact Oracle Support Services.

PRCA-01112: Mount point path {0} is in use by another file system resource on node {1}

Cause: An attempt to add a file system resource was rejected because the specified mount point path was already used by an existing file system resource on one of the specified nodes.

Action: Specify a mount point path not in use by a file system resource on any of the supplied nodes.

PRCA-01113: Unable to upgrade volume resources from version {0} to version {1}

Cause: An attempt to upgrade volume resources from one version to another version failed.

Action: Review the accompanying error messages for details about the failure. Retry after resolving those issues.

PRCA-01114: Unable to upgrade export file system resources from version {0} to version {1}

Cause: An attempt to upgrade export file system resources from one version to another version failed.

Action: Review the accompanying error messages for details about the failure. Retry after resolving those issues.

PRCA-01115: Volume device {0} is specified as both a primary and an accelerator volume

Cause: An attempt to add a file system resource was rejected because the specified accelerator volume devices included a volume device specified as a primary volume.

Action: Specify accelerator volume devices that are not also specified as a primary volume device.

PRCA-01116: Unable to define accelerator volumes for non-ACFS file systems

Cause: An attempt to add a file system resource was rejected because accelerator volume devices were specified for a non-ACFS file system resource.

Action: Specify accelerator volumes for an ACFS file system.

PRCA-01117: Unable to retrieve the accelerator volumes for file system resource {0}

Cause: An attempt to retrieve the accelerator volumes for the specified file system resource failed. Possible causes: 1) CRS stack was not available. 2) ASM instance was not running.

Action: 1) Verify that the CRS stack is available. ('crsctl check crs') 2) Verify that ASM is running. ('srvctl status asm')

PRCA-01118: Multiple accelerator volumes are not supported.

Cause: An attempt to add a file system resource was rejected because multiple accelerator volume devices were specified for a file system resource.

Action: Specify only one accelerator volume.

PRCA-01119: Unable to get the users of the file system configuration for disk group {0} and volume {1}

Cause: 1) CRS stack was not running. 2) User was not running with an account with administrative access. (root or administrator)

Action: 1) Verify that the CRS stack is running. ('crsctl check crs') 2) Verify that the user is running with administrative access.

PRCA-01120: Unable to use add (/+) or remove (/-) prefix with a list of operating system users for the file system.

Cause: The modify operation failed because a list of operating system users was specified using the add or remove prefix.

Action: Specify a single operating system user with the add or remove prefix, or specify a list of operating system users without any prefix to replace it entirely.

PRCA-01121: The file system type {0} is not supported for the current operating system platform.

Cause: An attempt to add a file system resource was rejected because the specified file system type is not supported for the current operating system platform.

Action: Specify a valid file system type for the operating system platform in use.

PRCA-01122: unable to modify the mount point path of a running file system resource

Cause: An attempt to modify the mount point path of the specified file system was rejected because the file system was mounted.

Action: Stop the file system resource and retry the operation.

PRCA-01123: The specified ASM cardinality {0} is less than the minimum cardinality of 2.

Cause: An attempt to set ASM cardinality was rejected because the specified cardinality was less than 2.

Action: Specify a number that is equal to or larger than 2 for the '-count' option.

PRCA-01124: The specified ASM cardinality {0} is larger than the maximum cardinality of 1024.

Cause: An attempt to set ASM cardinality was rejected because the specified cardinality was larger than 1024.

Action: Specify a number that is equal to or less than 1024 for the '-count' option.

PRCA-01125: The accelerator volumes are not supported on this operating system.

Cause: An attempt to add a file system resource was rejected because accelerator volumes are not supported for the current operating system.

Action: Do not specify accelerator volumes.

PRCA-01126: failed to retrieve information about server category "{0}"

Cause: An error occurred while trying to retrieve information about the specified server category.

Action: Examine the accompanying error messages for details.

PRCA-01127: failed to find instances for database {0} that were running on nodes {1}

Cause: There were no running database instances on the specified nodes when the request to update the target instance was issued.

Action: Specify the nodes where database instances are running.

PRCA-01128: failed to create Oracle ACFS client cluster node membership and barrier resource {0}

Cause: An attempt to add the Cluster Ready Services (CRS) resource for an Oracle Automatic Storage Management Cluster File System (Oracle ACFS) client cluster node membership and barrier failed, possibly because the CRS stack was not running or the user running 'srvctl add ccmb' was not the owner of the CRS home.

Action: Examine the accompanying error messages for details and retry the command making sure that the CRS stack is running and the user running 'srvctl add ccmb' is the owner of the CRS home.

PRCA-01129: unable to create a non-ACFS file system in an ACFS-Remote environment

Cause: An attempt to create a file system in an ACFS-Remote environment was rejected because the requested file system was not Oracle Automatic Storage Management Cluster File System (Oracle ACFS). Only Oracle ACFS file systems are supported in clusters using ACFS-Remote.

Action: Retry specifying Oracle ACFS as the file system type.

PRCA-01130: volume name specification not permitted when creating a file system in a client cluster environment

Cause: An attempt to create a file system was rejected because it specified a volume name, which is not supported in a client cluster environment.

Action: Create an Oracle ACFS file system without specifying a volume name.

PRCA-01131: disk group name specification not permitted when creating a file system in a client cluster environment

Cause: An attempt to create a file system was rejected because it specified a disk group name, which is not supported in a client cluster environment.

Action: Create an Oracle ACFS file system without specifying a disk group name.

PRCA-01132: Instance names {0} are not active instances of database {1}.

Cause: A request to update database instances specified one or more that were not running.

Action: Specify instances of the database that are running.

PRCA-01133: Error updating the target instance for database {0}. Error: \n{1}

Cause: A request to update target instance for the list of database instances failed with the error shown.

Action: Review the accompanying error messages for more details.

PRCA-01134: Error updating the target instance for IOserver instances. Error: \n{0}

Cause: A request to update target instance for the list of IOserver instances failed with the error shown.

Action: Review the accompanying error messages for more details.

PRCA-01135: Instance names {0} are not active instances of IOserver.

Cause: A request to update IOserver instances specified one or more that were not running.

Action: Specify instances of the IOserver that are running.

PRCA-01136: failed to find instances for IOserver that were running on nodes {0}

Cause: There were no running IOserver instances on the specified nodes when the request to update the target instance was issued.

Action: Specify nodes where IOserver instances are running.

PRCA-01137: Oracle ACFS is not configured for mount point path {0}.

Cause: An attempt to query an Oracle Automatic Storage Management Cluster File System (Oracle ACFS) information attribute failed because Oracle ACFS was not configured for the specified mount point path (shown in the message).

Action: Retry, specifying a valid mount point path.

PRCA-01138: failed to start one or more file system resources:\n{0}

Cause: An attempt to start one or more file system resources failed because one or more file system resources were already running or disabled.

Action: Review accompanying messages and make sure that the file system resources are enabled and not running before starting them.

PRCA-01139: number of volume names and disk group names unequal

Cause: An attempt to start a list of file system resources failed because the number of volume names and disk group names differed.

Action: Retry 'srvctl start filesystem' specifying the same number of volume and disk group names.

PRCA-01140: Mount point path owner {0} is contained in the mount point user list.

Cause: An attempt to configure or modify the list of mount point users was rejected because the indicated mount point path owner was contained in the specified mount point users list.

Action: Remove the mount point path owner from the mount point users list.

PRCA-01141: User {0} is the mount point path owner.

Cause: An attempt to add or remove a user from the list of mount point users failed because the specified user was configured as the mount point path owner.

Action: Specify the new mount point path owner in the '-mountowner' option in the command 'srvctl modify filesystem'.

PRCA-01142: Volume device {0} is already configured as a primary volume device.

Cause: An attempt to add a file system resource was rejected because one or more of the specified volume devices were already configured as a primary volume device.

Action: Specify accelerator volume devices that are not configured as primary volume devices.

PRCA-01143: Volume device {0} is not formatted as an accelerator volume device for primary volume device {1}.

Cause: An attempt to add a file system resource was rejected because one or more of the specified volume devices were not formatted as accelerator volume devices for the specified primary volume device.

Action: Format the specified accelerator volume devices using the 'mkfs' command and retry the operation.

PRCA-01144: Mount point path {0} is not mounted.

Cause: An attempt to query file system information from the specified mount point path was rejected because the mentioned mount point path was not mounted in any node in the cluster.

Action: Specify a mount point path that is mounted or start the file system resource using the 'srvctl start filesystem' command.

PRCA-01145: error getting the client connection list for the ASM instances \n{0}

Cause: A request to get the client connection list for the ASM instances failed with the error shown.

Action: Review the accompanying error messages for more details. Address issues raised and retry.

PRCA-01146: error getting the client connection list for the I/O Server instances \n{0}

Cause: A request to get the client connection list for the I/O Server instances failed with the error shown.

Action: Review the accompanying error messages for more details. Address issues raised and retry.

PRCA-01147: CCMB is not supported on a cluster where an ASM instance is configured.

Cause: An attempt to create an Oracle ACFS Client Cluster Node Membership and Barrier (CCMB) resource was rejected because it is not supported for a cluster with configured ASM instances.

Action: Use the currently configured ASM instances and disk groups for this cluster.

PRCA-01148: unable to upgrade HAVIP resources from version {0} to version {1}

Cause: An attempt to upgrade high availability virtual IP resources from one version to another version failed. The accompanying error messages provide detailed information about the failure.

Action: Review the accompanying error messages for details about the failure. Retry after resolving those issues.

PRCA-01149: failure to create the Oracle Automatic Storage Management Cluster File System

Cause: An attempt to create an Oracle Automatic Storage Management Cluster File System (Oracle ACFS) failed. The accompanying error messages provide detailed failure information.

Action: Examine the accompanying error messages, address the issues raised, and retry.

PRCA-01150: failure to set ASM cardinality to a value other than ALL because the password file "{0}" is not on an ASM disk group


Cause: An attempt to update the ASM cardinality to a value other than ALL was rejected because the password file was not on an ASM disk group.

Action: Retry the request after moving the password file to an ASM disk group.

PRCA-01151: failed to retrieve the backup password file location used by ASM {0}

Cause: An attempt to retrieve the backup password file attribute of the specified ASM instance failed. The accompanying messages provide detailed failure information.

Action: Examine the accompanying messages and resolve the issues identified. Ensure that the CRS stack is running, the ASM resource has been configured, that the user has permission to read the ASM resource, and then retry the operation.



PRCC-01000 to PRCC-01148

PRCC-01000: Parameter {0} value is not valid

Cause: This is an internal error. The value for the specified parameter is null or empty string.

Action: Contact Oracle Support Services.

PRCC-01001: Failed to retrieve install group: {0}

Cause: An attempt to retrieve the install group failed.

Action: Examine the accompanying error messages for details.

PRCC-01002: Failed to update install group: {0}

Cause: An attempt to set the install group failed.

Action: Examine the accompanying error messages for details.

PRCC-01003: Version for module {0} is not available

Cause: An attempt to retrieve the version information for specified module failed.

Action: Examine the accompanying error messages for details.

PRCC-01004: Unknown identifier {0} specified for checking result of operation

Cause: Failed to retrieve the result from the exception data using the specified identifier because the exception did not have the specified identifier.

Action: This is an internal error. Contact Oracle Support Services.

PRCC-01005: Parameter {0} is not an absolute path

Cause: The specified parameter is not an absolute directory path.

Action: Provide an absolute directory path.

PRCC-01006: Path {0} is not a directory

Cause: The specified path is not a directory.

Action: Provide a directory path.

PRCC-01007: Path {0} does not exist

Cause: The specified path did not exist.

Action: Provide an existing directory path.

PRCC-01008: Enumerated type {0} does not have a member with corresponding value of {1}

Cause: This is an internal error.

Action: Contact Oracle Support Services.

PRCC-01009: Parameter {0} cannot have null as a value

Cause: This is an internal error.

Action: Contact Oracle Support Services.

PRCC-01010: {0} was already enabled

Cause: Given entity was already enabled.

Action: No action needed. To re-enable the entity, first disable it and then retry.

PRCC-01011: {0} was already enabled on {1}

Cause: Given entity was already enabled on given nodes.

Action: No action needed. To re-enable the entity on given nodes, first disable it on these nodes and then retry.

PRCC-01012: {0} was already disabled

Cause: Given entity was already disabled.

Action: No action needed. To re-disable the entity, first enable it and then retry.

PRCC-01013: {0} was already disabled on {1}

Cause: Given entity was already disabled on given nodes.

Action: No action needed.

PRCC-01014: {0} was already running

Cause: Given entity is already running.

Action: No action needed. To re-start the entity, first stop it and then retry.

PRCC-01015: {0} was already running on {1}

Cause: Given entity was already running on given nodes.

Action: No action needed. To re-start the entity on given nodes, first stop it on these nodes and then retry.

PRCC-01016: {0} was already stopped

Cause: Given entity was already stopped.

Action: No action needed. To re-stop the entity, first start it and then retry.

PRCC-01017: {0} was already stopped on {1}

Cause: Given entity was already stopped on given nodes.

Action: No action needed. To re-stop the entity on given nodes, first start it on these nodes and then retry.

PRCC-01018: A request to retrieve private network addresses for node {0} found no addresses

Cause: A request to retrieve private network addresses by executing the command 'olsnodes -p' returned no private IP addresses.

Action: Check the command 'oifcfg getif' for cluster_interconnect networks and ensure this node has an IP address on the cluster_interconnect networks.

PRCC-01019: Parameter "{0}" value is not valid

Cause: This is an internal error.

Action: Contact Oracle Support Services.

PRCC-01020: Version {0} cannot be used to administer resource configuration of version {1} or later

Cause: This is an internal error.

Action: Contact Oracle Support Services.

PRCC-01021: One or more of the submitted commands did not execute successfully.

Cause: Either a node failed in the middle of a manageability operation, or the communication between nodes was disrupted.

Action: Examine the accompanying error messages for details.

PRCC-01022: The file system type must be ACFS and not {0}

Cause: Expected ACFS file system while the file system provided in the argument list was non-ACFS.

Action: Make sure that the file system type provided in the argument list is ACFS.

PRCC-01023: The file system type must be non-ACFS

Cause: Expected non-ACFS file system while the file system provided in the argument list was ACFS.

Action: Make sure that the file system type provided in the argument list is non-ACFS.

PRCC-01024: Creation of non-ACFS file system local resource is not supported

Cause: Attempted to create a file system local resource while the file system type was non-ACFS.

Action: Either specify a node or serverpool list to create a cluster resource for the file system or make sure that the file system type is ACFS to create a local resource.

PRCC-01025: Command submitted on node {0} timed out after {1} seconds.

Cause: A command submitted on the node specified did not finish within the specified interval.

Action: Ensure that the node specified is reachable and not overloaded. Contact Oracle Support Services.

PRCC-01026: Command "{0}" submitted on node {1} timed out after {2} seconds.

Cause: The command submitted on the node specified did not finish within the specified interval.

Action: Ensure that the node specified is reachable and not overloaded. Contact Oracle Support Services.

PRCC-01100: Failed to create administrator helper resource "{0}" configuration

Cause: An attempt to create configuration for the administrator helper resource failed. Either the request was not issued by an account with administrative access (root, Administrator and so on) or a problem was detected inside Oracle Clusterware.

Action: Examine the accompanying error messages for details. Make sure that the user has administrative privileges.

PRCC-01101: The database type cannot be MGMTDB.

Cause: An attempt to create the database of the wrong database type has failed.

Action: Contact Oracle Support Services.

PRCC-01102: Mount point path "{0}" is not an absolute path

Cause: The mount point path value was not an absolute path.

Action: Specify an absolute path in the '-mountpoint' argument.

PRCC-01103: Failed to verify node membership

Cause: An error occurred while querying the clusterware to obtain information about the cluster membership.

Action: Examine the accompanying error messages for details.

PRCC-01104: Specified node {0} is not a configured cluster node

Cause: Found a node in the node list that was not configured in the cluster.

Action: Make sure that all the nodes in the specified node list are configured cluster nodes. Check the cluster membership with 'olsnodes'.

PRCC-01105: Server pool or node list cannot be modified because the file system for volume device {0} is a cluster-wide cluster file system

Cause: An attempt to modify the server pool or node list attributes of a cluster file system was rejected because the filesystem resource was a local resource. Placement attributes like server pools or node names apply only to cluster resources.

Action: Do not specify node names and server pools, or remove the local resource and add a cluster resource with the command 'srvctl add filesystem {-serverpools <serverpool_list> |-nodes <node_list>}'.

PRCC-01106: Parameter {0} value {1} is not valid

Cause: This is an internal error. The value for the specified parameter is not valid.

Action: Contact Oracle Support Services.

PRCC-01107: Failed to set the OHASD resource dependencies for ASM

Cause: An attempt to set the OHASD dependencies on all nodes failed.

Action: Examine the accompanying error messages for details.

PRCC-01108: Invalid VIP address {0} because the specified IP address is reachable

Cause: The submitted command was rejected because the Virtual Internet Protocol (VIP) address was reachable.

Action: Configure VIPs to use IP addresses that are not active on any host system and cannot be reached using 'ping'.

PRCC-01109: User {0} is not present on the Access Control List.

Cause: A request to remove a user from an Access Control List specified a user name not in the Access Control List.

Action: Specify a user who is on the Access Control List.

PRCC-01110: User {0} is already added to the Access Control List.

Cause: A request to add a user to an Access Control List specified a user name already on the Access Control List.

Action: Specify a user who is not on the Access Control List.

PRCC-01111: missing ASM properties {0}

Cause: An attempt to get ASM properties from the ASM client data file failed because the required ASM property attributes do not exist.

Action: Ensure that a valid ASM client data file is supplied.

PRCC-01112: The export type {0} is invalid.

Cause: An attempt to set an export file system type failed because the specified export type was invalid.

Action: Specify a valid export type (NFS or SMB).

PRCC-01113: Export type {0} is not supported on this operating system.

Cause: An attempt to add an export file system failed because the specified export type is not supported on this system.

Action: Specify a supported export type.

PRCC-01114: Export clients option is not supported for export type SMB.

Cause: The submitted command failed because export clients were specified for an export file system of type SMB.

Action: Specify the clients in the export -options argument instead of -clients.

PRCC-01115: Platform {0} is invalid.

Cause: An attempt to retrieve the supported export types for a platform failed because the specified platform was invalid.

Action: Specify a valid platform (UNIX or WINDOWS).

PRCC-01116: failed to clone snapshot {0} from source mount point {1} to destination mount point {2}

Cause: An attempt to clone a snapshot from an Oracle ACFS file system to another Oracle ACFS file system failed. The accompanying error messages provide detailed failure information.

Action: Examine the accompanying error messages for details and retry after resolving the problems.

PRCC-01117: failed to create a clone listener

Cause: An attempt to create a clone listener failed. The accompanying error messages provide detailed failure information.

Action: Examine the accompanying error messages for details and retry after resolving the problems.

PRCC-01118: failed to close the clone listener

Cause: An attempt to close the clone listener failed. The accompanying error messages provide detailed failure information.

Action: Examine the accompanying error messages for details and retry after resolving the problems.

PRCC-01119: Command "{0}" did not complete.

Cause: An attempt to execute the indicated command failed because command execution stalled and was forcibly terminated.

Action: Retry the operation and contact Oracle Support Services if problem persists.

PRCC-01120: Connection between client and clone listener ended abnormally.

Cause: An attempt by the clone listener to execute the client's requests failed. The accompanying error messages provide detailed failure information.

Action: Examine the accompanying error messages for details and retry after resolving the problems.

PRCC-01121: snapshot {0} does not exist at mount point {1}

Cause: The clone operation failed because the Oracle ACFS file system at the indicated mount point did not contain the indicated snapshot.

Action: Specify a valid snapshot and retry.

PRCC-01122: Mount point {0} does not exist.

Cause: The 'acfsutil' command failed to execute because the specified mount point did not exist.

Action: Specify a valid mount point and retry.

PRCC-01123: Clone listener failed to execute the client's request. Details: {0}

Cause: An attempt by the clone listener to execute the client's requests failed. The accompanying error messages provide detailed failure information.

Action: Examine the accompanying error messages for details and retry after resolving the problems.

PRCC-01124: Snapshot {0} already exists on the destination Oracle ACFS file system at mount point {1}.

Cause: An attempt to create a clone with the indicated name failed because the destination Oracle ACFS file system already contained a snapshot with that name.

Action: Specify a different name for the clone to be created.

PRCC-01125: failed to authenticate the email address with the specified details

Cause: An attempt to authenticate the email account failed during validation of email particulars.

Action: Reissue the command with valid email account information.

PRCC-01126: failed to create a connection to the specified email server address

Cause: An attempt to connect to an email server failed with the specified details.

Action: Make sure the data entered is correct and the email server is available.

PRCC-01127: The GIMR component {0} is unknown.

Cause: An attempt to query an Grid Infrastructure Management Repository (GIMR) component was rejected because the specified GIMR component was unknown.

Action: Contact Oracle Support Services.

PRCC-01128: The GIMR component {0} has no credentials for cluster {1}.

Cause: An attempt to query an Grid Infrastructure Management Repository (GIMR) component was rejected because the specified GIMR component was not found in the specified client or server cluster.

Action: Contact Oracle Support Services.

PRCC-01129: GIMR client cluster name {0} is not the current cluster.

Cause: An attempt to query a Grid Infrastructure Management Repository (GIMR) component was rejected because the specified client cluster name did not match the current GIMR client cluster name.

Action: In a GIMR client cluster environment, specify the same cluster name as the current client cluster.

PRCC-01130: The network storage service type {0} is invalid. Valid types are {1}

Cause: An attempt to set a network storage service type failed because the specified type was invalid.

Action: Specify a valid network storage service type.

PRCC-01131: failed to create the Virtual IP (VIP) resource on node {0} because network {1} is not extended to work on Leaf Nodes

Cause: An attempt to create a VIP resource on the indicated Leaf Node failed because the indicated network resource was not extended to Leaf Nodes.

Action: Extend the network resource using the command 'srvctl modify network'.

PRCC-01146: error getting the client connection list for resource {0} \n{1}

Cause: A request to get the client connection list for the specified resource failed.

Action: Review the accompanying error messages for more details. Address the issues raised and retry.

PRCC-01147: Either the specified node "{0}" is not part of a cluster, or the provided password is incorrect.


Cause: An attempt to obtain the Cluster Ready Services (CRS) home of an Oracle Grid Infrastructure cluster failed because either the indicated node was not part of the cluster or the password was incorrect.

Action: Reissue the command specifying a node that is part of an Oracle Grid Infrastructure cluster and ensuring that the password is

PRCC-01148: Command option {0} is not supported on GNS client clusters.

Cause: The specified command option was not valid for a GNS client cluster.

Action: Re-issue the command using only supported options.



PRCD-01000 to PRCD-01430

PRCD-01000: Database {0} already exists

Cause: The specified database resource was already registered in Oracle Clusterware.

Action: No action is needed.

PRCD-01001: Database {0} does not exist

Cause: The specified database resource was not registered in Oracle Clusterware.

Action: Register the database resource using the command 'srvctl add database'.

PRCD-01002: Database {0} is dependent upon server pool {1}

Cause: An attempt to remove the specified server pool failed because the server pool is in use.

Action: Remove the specified database before removing the server pool.

PRCD-01003: Service {0} already exists

Cause: The specified service was already created and registered in Oracle Clusterware.

Action: No action is needed.

PRCD-01004: Service {0} is dependent upon server pool {1}

Cause: An attempt to remove the specified server pool failed because the server pool is in use.

Action: Remove the specified service before removing the server pool.

PRCD-01005: Server pool {0} for the database {1} does not exist

Cause: The specified server pool used by the database was removed by force.

Action: Create the server pool using the command 'srvctl add srvpool'.

PRCD-01007: Failed to retrieve the database name

Cause: Failed in retrieving the DB_NAME resource attribute.

Action: Review the accompanying error messages for details about the failure. Retry after resolving those issues.

PRCD-01008: Server parameter file does not exist for database {0}

Cause: Failed in retrieving the SPFILE resource attribute.

Action: Review the accompanying error messages for details about the failure. Retry after resolving those issues.

PRCD-01009: Failed to retrieve server parameter file of database {0}

Cause: Cannot retrieve the server parameter file for the specified database.

Action: Retry the request after ensuring that the CRS stack is running, the database resource has been configured, and the user has read permission on the database resource.

PRCD-01010: Failed to update server parameter file {0} of database {1}

Cause: Unable to update the server parameter file for the specified database.

Action: Retry the request after ensuring that the CRS stack is running, the database resource has been configured, and the user has update permission on the database resource.

PRCD-01011: Failed to identify whether this database {0} is a multi-instance database

Cause: Failed in retrieving the CLUSTER_DATABASE resource attribute.

Action: Examine the accompanying error messages for details.

PRCD-01012: Failed to retrieve disk group list for database {0}.

Cause: Failed to retrieve the diskgroups from the start dependencies of the specified database.

Action: Examine the accompanying error messages for details. Create the diskgroup using sqlplus if the specified diskgroup does not exist. Mount the diskgroup in database which registers the diskgroup with Oracle Clusterware.

PRCD-01014: Failed to retrieve database domain of database {0}

Cause: Failed to get the domain of the specified database from its USR_ORA_DOMAIN attribute.

Action: Examine the accompanying error messages for details.

PRCD-01015: Combination of service cardinality {0} and TAF {1} is not allowed for service {2}

Cause: The specified service cardinality can not be used with the specified TAF policy.

Action: Change the cardinality or find a matching TAF policy. PRECONNECT can only be used with SINGLETON cardinality.

PRCD-01016: Failure encountered while accessing server pool {0} for database {1}

Cause: An attempt to look up the server pools referenced by the database SERVER_POOLS attribute failed.

Action: Examine the accompanying error messages for details.

PRCD-01019: Failed to retrieve Oracle home of database {0}

Cause: An attempt to retrieve the ORACLE_HOME attribute of the specified database failed.

Action: Examine the accompanying error messages for details.

PRCD-01020: Failed to retrieve TAF policy for service {0}

Cause: An attempt to retrieve the TAF_POLICY attribute of the specified database failed.

Action: Examine the accompanying error messages for details.

PRCD-01021: Failed to update TAF policy {0} for service {1}

Cause: An attempt to set the TAF_POLICY attribute of the specified database failed.

Action: Examine the accompanying error messages for details.

PRCD-01022: Cannot add a second instance to a single instance database

Cause: Unable to add an instance to a single instance database.

Action: Multiple instances are not supported for a single instance database. Convert to a Oracle RAC database if multiple instances are desired.

PRCD-01023: An instance has already been added to node {0} for database {1}

Cause: Unable to add an instance to the database on the specified node because another instance has already been added to the node.

Action: Use the command 'srvctl modify instance' to change the instance name on the specified node.

PRCD-01024: Failed to retrieve instance list for database {0}

Cause: An attempt to get the list of the instances for the specified database failed.

Action: Examine the accompanying error messages for details.

PRCD-01025: Failed to create database {0}

Cause: An attempt to create Clusterware resources for the specified database failed. Either the request was issued by the wrong OS userid or a problem was detected inside Oracle Clusterware.

Action: Examine the accompanying error messages for details. Login in as the user of the Oracle Home to issue the command 'srvctl add database'.

PRCD-01026: failed to create service {0} for database {1}

Cause: An attempt to create the specified service failed.

Action: Examine the accompanying error messages for details.

PRCD-01027: Failed to retrieve database {0}

Cause: An attempt to get the specified database failed.

Action: Examine the accompanying error messages for details.

PRCD-01028: Failed to retrieve service resource {0} for database {1}

Cause: An attempt to get the specified service failed.

Action: Examine the accompanying error messages for details.

PRCD-01029: Disk group {0} for database {1} does not exist

Cause: The disk group for the specified database does not exist.

Action: Use the command 'srvctl add diskgroup' to add the specified disk group.

PRCD-01030: Failed to determine whether the database {0} has cardinality

Cause: Failed to determine whether the specified database is cardinality based or not based on its VERSION attribute.

Action: Examine the accompanying error messages for details.

PRCD-01031: Failed to determine whether the service {0} has cardinality

Cause: Failed to check whether the specified service is cardinality based or not.

Action: Examine the accompanying error messages for details.

PRCD-01032: Failed to remove database resource {0}

Cause: Failed to remove the specified database.

Action: Examine the accompanying error messages for details.

PRCD-01033: The server pool of service {0} is different from the server pool of database {1}

Cause: The specified server pool is not the child of the database's server pool.

Action: Use a server pool which is the child of the database's server pool.

PRCD-01034: Database {0} is not a single instance database. It is a cluster database

Cause: The specified database is not a single instance database.

Action: Provide database name for a single instance database.

PRCD-01035: Database {0} is not a cluster database

Cause: The specified database is not a cluster database.

Action: Provide database name for an Oracle RAC database.

PRCD-01036: Failed to set Oracle home {0} for database {1}

Cause: An attempt to update Oracle home for the specified database failed.

Action: Examine the accompanying error messages for details.

PRCD-01037: Failed to set Oracle home {0} for database {1} on node {2}

Cause: An attempt to update Oracle home for the specified database on the specified node failed.

Action: Examine the accompanying error messages for details.

PRCD-01038: Cannot create a RAC database {0} in a non cluster environment

Cause: Failed to create the specified Oracle RAC database because Oracle Clusterware is not installed and configured.

Action: Install and configure Oracle Clusterware before creating the Oracle RAC database.

PRCD-01039: Failed to retrieve database for service {0}

Cause: An attempt to get the database that the specified service depended on failed. This is an internal error.

Action: Contact Oracle Support Services.

PRCD-01040: Specified server pool {0} for {1} is already hosting an administrator-managed configuration for databases {2} and services {3}

Cause: Server pool is hosting administrator-managed databases and service.

Action: Specify a server pool that is not hosting an administrator-managed database and service.

PRCD-01041: The administrator-managed database {0} can have only one server pool {1}

Cause: Multiple server pools cannot be configured for an administrator-managed database

Action: Contact Oracle Support.

PRCD-01042: The database {1} is administrator-managed and a policy-managed service {0} cannot be created on it.

Cause: The specified database does not support policy-managed services.

Action: Provide a database which supports policy-managed services.

PRCD-01043: The service {0} is not a uniform or a singleton service and therefore it cannot be created as policy-managed service. This service can only be created as administrator-managed service using preferred, and optionally available instance lists.

Cause: The service to be created was an administrator-managed service and the database that the service depended on was a policy-managed database.

Action: Use preferred and available instance lists to create an administrator-managed service for an administrator-managed database.

PRCD-01044: Failed to retrieve the list of nodes where instances have been configured for database {0}

Cause: An attempt failed to get the list of nodes where the instances of the specified database were configured.

Action: Examine the accompanying error messages for details.

PRCD-01045: Database {0} is policy managed and does not support add instance option

Cause: The specified database did not support add instance option

Action: Take one of the following actions: 1) Provide an administrator-managed database. -or- 2) For a policy-managed database, add a server to a server pool which manages the database using the 'srvctl modify srvpool' or 'srvctl relocate server' command.

PRCD-01046: Database {0} is policy managed and does not support the remove instance option

Cause: The specified database did not support the remove instance option.

Action: Take one of the following actions: 1) Provide an administrator-managed database. -or- 2) For a policy-managed database, stop the database on a server and then remove that server from the server pool which manages the database using the 'srvctl modify srvpool' or 'srvctl relocate server' command.

PRCD-01047: Failed to retrieve list of services for database {0}

Cause: An attempt to get the list of services for the specified database failed.

Action: Examine the accompanying error messages for details.

PRCD-01048: Cannot remove instance from the single instance database {0}

Cause: An attempt to remove the instance from the single instance database failed.

Action: Remove the database using the command 'srvctl remove database'.

PRCD-01049: Failed to update server pool {0} for database {1}

Cause: An attempt to update the specified server pool failed.

Action: Examine the accompanying error messages for details.

PRCD-01050: Failed to update auto start value of service {0}

Cause: An attempt to update the auto start value for the specified service failed.

Action: Examine the accompanying error messages for details.

PRCD-01051: Failed to add instance to database {0}

Cause: An attempt to add an instance to the specified database failed because the node of the instance is not a node of the cluster or other errors.

Action: Examine the accompanying error messages for details.

PRCD-01052: Failed to remove instance from database {0}

Cause: An attempt to remove the specified instance failed because the services depended on the instance or other errors.

Action: Examine the accompanying error messages for details.

PRCD-01053: Failed to retrieve the database instances providing service {0}

Cause: An attempt to get the database instances that provide the specified service failed.

Action: Examine the accompanying error messages for details.

PRCD-01054: Database name is null

Cause: The database name given by the user is null.

Action: Provide a valid database name that is not a null string.

PRCD-01055: Instance name is null

Cause: The instance name given by the user is null.

Action: Provide a valid instance name that is not a null string.

PRCD-01056: Database name {0} contains invalid characters.

Cause: The supplied database name contained invalid characters.

Action: Supply a valid database name. A database name must start with an alphabetic character and may include only characters from "(a-z, A-Z, 0-9, \$, #, _)".

PRCD-01057: Instance name {0} is not valid

Cause: The supplied instance name is not of the correct format.

Action: Supplied a valid instance name. The valid character set for instance name is [a-zA-Z0-9_-].

PRCD-01058: Invalid server pool list {0} supplied for single instance database {1}

Cause: The server pool size was not one when creating a single instance database on a cluster.

Action: Use one server pool with only one server when creating the single instance database.

PRCD-01059: Instance name prefix {0} contains illegal characters

Cause: The supplied instance name prefix contained non-alphanumeric characters.

Action: Supply an instance name prefix that consists of alphanumeric characters a-z, A-Z, and 0-9.

PRCD-01060: Server pool has not been supplied for creating cluster service {0} for database {1}

Cause: No server pool argument has been supplied when configuring a cluster database.

Action: Supply an existing server pool when configuring a cluster database.

PRCD-01061: No database exists

Cause: No database has been configured.

Action: Configured database and retry.

PRCD-01062: Invalid service cardinality {0}

Cause: The service cardinality supplied is not valid.

Action: Supply a valid service cardinality.

PRCD-01063: Invalid service taf policy {0}

Cause: The service taf policy supplied is not valid.

Action: Supply a valid service taf policy.

PRCD-01064: Invalid database role {0}

Cause: The database role supplied is not valid.

Action: Supply a valid database role.

PRCD-01065: Invalid management policy {0}

Cause: The management policy supplied is not valid.

Action: Supply a valid management policy. The management policy should be automatic or manual.

PRCD-01066: Invalid start option {0}

Cause: The start option supplied is not valid.

Action: Supply a valid start option.

PRCD-01067: Invalid stop option {0}

Cause: The stop option supplied is not valid.

Action: Supply a valid stop option.

PRCD-01068: Failed to modify instance {0} on node {1} for database {2}

Cause: The instance for the specified node does not exist on the database.

Action: Use `srvctl add instance` to add the per-X instance.

PRCD-01069: Failed to modify instance {0} on node {1} for database {2}

Cause: The instance for the specified node cannot not be updated.

Action: Make sure that the crs stack is up and running; the oracle user has the permission to modify the instance; and then retry.

PRCD-01070: Failed to retrieve startup options for database {0}

Cause: Unable to retrieve the startup options for the database.

Action: Make sure that the crs stack is up and running and then retry.

PRCD-01071: Failed to update startup options for database {0}

Cause: Unable to update the startup options for the database.

Action: Make sure that the crs stack is up and running and then retry.

PRCD-01072: Failed to retrieve stop options for database {0}

Cause: Unable to retrieve the stop options for the database.

Action: Make sure that the crs stack is up and running and then retry.

PRCD-01073: Failed to update stop options for database {0}

Cause: Unable to update the stop options for the database.

Action: Make sure that the crs stack is up and running and then retry.

PRCD-01074: Failed to retrieve the database role for database {0}

Cause: Unable to retrieve the database role for the database.

Action: Make sure that the crs stack is up and running and then retry.

PRCD-01075: Failed to set the database role {1} for database {0}

Cause: Unable to update the database role for the database.

Action: Make sure that the crs stack is up and running and then retry.

PRCD-01076: Failed to retrieve the management policy for database {0}

Cause: Unable to retrieve the management policy for the database.

Action: Make sure that the crs stack is up and running and then retry.

PRCD-01077: Failed to update the management policy for database {0}

Cause: Unable to update the management policy for the database.

Action: Make sure that the crs stack is up and running and then retry.

PRCD-01078: Failed to update the db name {0} of database {1}

Cause: Unable to update the db name for the database.

Action: Make sure that the crs stack is up and running and then retry.

PRCD-01079: Failed to update pullup for service {0}: {1}

Cause: Failed to update pullup modifier for the service.

Action: Make sure that the crs stack is up and running and then retry.

PRCD-01080: Failed to get attributes for service {0}

Cause: Failed to get attributes for the service.

Action: Make sure that the crs stack is up and running and then retry.

PRCD-01081: Failed to set attributes for service {0}

Cause: Failed to set attributes for the service.

Action: Make sure that the crs stack is up and running and then retry.

PRCD-01082: Failed to modify service {0}: Unsupported attribute {1}

Cause: Operation doesn't support modification of attribute.

Action: Fix your application.

PRCD-01083: Failed to modify service {0}

Cause: Failed to modify service.

Action: Make sure that the crs stack is up and running and then retry.

PRCD-01084: Failed to start service {0}

Cause: Failed to start the service.

Action: Make sure that the crs stack is up and running and then retry.

PRCD-01085: Failed to stop service {0}

Cause: Failed to stop the service.

Action: Make sure that the crs stack is up, the service is running and then retry.

PRCD-01086: Invalid rlb goal {0}

Cause: The rlb goal supplied is not valid.

Action: Supply a valid rlb goal.

PRCD-01087: Invalid failover type {0}

Cause: The failover type supplied is not valid.

Action: Supply a valid failover type.

PRCD-01088: Invalid connection load balancing goal {0}

Cause: The clb goal supplied is not valid.

Action: Supply a valid clb goal.

PRCD-01089: Invalid failover method {0}

Cause: The failover method supplied is not valid.

Action: Supply a valid failover method.

PRCD-01090: Failed to retrieve Oracle home of database {0} on node {1}

Cause: No Oracle home of the database has been set on the specified node.

Action: Set the Oracle home of the database on the specified node.

PRCD-01091: Failed to create database instance {0} for database {1}

Cause: Unable to create database instance for the specified instance name.

Action: Make sure that the local node can be used for creating a database instance; the instance name provided is valid. The valid character set for instance name is [a-zA-Z0-9_-].

PRCD-01092: Failed to create database instance {0} for database {1} on node {2}

Cause: Unable to create database instance for the specified instance name and node name.

Action: Make sure that the specified node can be used to create a database; the instance name provided is valid. The valid character set for instance name is [a-zA-Z0-9_-].

PRCD-01093: Failed to update the domain {0} of database {1}

Cause: Unable to update the domain for the database.

Action: Make sure that the crs stack is up and running and then retry.

PRCD-01094: Failed to create start dependency for database {0} on the ASM cluster filesystem where ACFS path {1} resides

Cause: Unable to modify the database resource to include a start dependency on the ASM cluster filesystem for the ACFS path.

Action: Make sure that the ASM instance is running, the OFS driver exists in the driver directory, and the underlying ofs devices are accessible.

PRCD-01095: Failed to retrieve databases for version 11.1 and earlier

Cause: Unable to read OCR configuration to get databases for version 11.1 and earlier

Action: Make sure that the Oracle clusterware is up and running and the primary group of the user running srvctl is the same as the primary group of the user who installed the Oracle clusterware home. Also, run 11.1 srvctl config to verify that the database configuration exists in OCR.

PRCD-01096: Failed to retrieve the database unique name

Cause: Unable to read the attribute value for database unique name.

Action: Make sure that the Oracle clusterware is up and running and then retry.

PRCD-01097: Failed to retrieve the active servers of server pool {0} for database {1}

Cause: Unable to read the active servers attribute value for the database underlying server pools.

Action: Make sure that the Oracle clusterware is up and running; the database underlying server pools exist; the user has the permission to access the database underlying server pools and then retry.

PRCD-01098: Failed to retrieve the configured servers of server pool {0} for database {1}

Cause: Unable to read the servers attribute value for the database underlying server pool.

Action: Make sure that the Oracle clusterware is up and running; the database underlying server pool exists and then retry.

PRCD-01099: {0} enum member has a constant value that cannot be changed to given value {1}

Cause: An attempt was made to change value of read-only valued enum member.

Action: Contact Oracle Support Services.

PRCD-01100: Invalid relocate option {0}

Cause: Supplied relocate option is unknown.

Action: Contact Oracle Support Services.

PRCD-01101: Failed to remove running instance {0} for database {1}

Cause: Unable to remove the instance configuration for the database because the instance was still running.

Action: Stop the running instance using `srvctl stop instance` command and then retry.

PRCD-01102: Failed to create preconnect service for service {0}

Cause: An attempt to register service failed due to failure to register its corresponding preconnect service.

Action: Contact Oracle Support Services.

PRCD-01103: Failed to retrieve the maximum cardinality for database {0}

Cause: Unable to query the number of servers in the server pool used to manage the database.

Action: Make sure that the Oracle clusterware is up and running; the database underlying server pool exists and then retry.

PRCD-01104: A source server must be specified to relocate cluster database {0}

Cause: Cluster database cannot be relocated without specifying source server to relocate instance from.

Action: Supply source and target servers for database relocation.

PRCD-01105: A source server must be specified to relocate service {0}

Cause: Cluster database service cannot be relocated without specifying source server to relocate service member from.

Action: Supply source and target servers for service relocation.

PRCD-01106: Failed remove service {0}: could not get data for its underlying server pool

Cause: Server pool data is not found.

Action: Make sure that the Oracle clusterware is up and running; the service underlying server pool exists.

PRCD-01107: Removed service {0} but failed to remove its underlying server pool {1}

Cause: Failed to remove the server pool.

Action: Make sure that the Oracle clusterware is running and remove the server pool manually.

PRCD-01108: Failed to determine if database {0} is administrator-managed

Cause: An attempt to determine if a database is administrator-managed failed.

Action: Examine the accompanying error messages for details.

PRCD-01109: Failed to find administrator-managed service {0} of database {1} because the database is a policy-managed database.

Cause: The database does not support administrator-managed services.

Action: Provide an administrator-managed database and make sure that the service exists within that database.

PRCD-01110: Database {0} does not have instances {1}

Cause: The database does not have instances mentioned in the message.

Action: Make sure that database name is correct and the database has requested instances.

PRCD-01111: The type of service cardinality for this operation should be {1}, not {0}

Cause: This is an internal error.

Action: Contact Oracle Support Services.

PRCD-01112: Failed to get preferred instances of service {0}

Cause: The service does not exist or the Oracle clusterware is down.

Action: Make sure that the Oracle clusterware is up and running and the service exists.

PRCD-01113: Failed to modify service {0}

Cause: The service does not exist or the Oracle clusterware is down.

Action: Make sure that the Oracle clusterware is up and running and the service exists.

PRCD-01114: Failed to enable service {0} on one or more instances

Cause: The service does not exist or enabled on all database instances. The Oracle clusterware is down.

Action: make sure that the Oracle clusterware is up and running; the service exists and disabled on at least one database instance.

PRCD-01115: Failed to disable service {0} on one or more instances

Cause: The service does not exist or disabled on all database instances. The Oracle clusterware is down.

Action: Make sure that the Oracle clusterware is up and running; the service exists and enabled on at least one database instance.

PRCD-01116: Failed to get available instances of service {0}

Cause: The service does not exist or the Oracle clusterware is down.

Action: Make sure that the Oracle clusterware is up and running and the service exists.

PRCD-01117: Failed to modify service {0}, the service should have at least one preferred instance

Cause: An attempt was made to remove all preferred instances of the service.

Action: Make sure that there is at least one instance provided in the service preferred instance list.

PRCD-01118: Failed to set service {0} to {1} because it runs on more than one node

Cause: The service was running on more than one node.

Action: Make sure that the service is not running or running on one node only.

PRCD-01119: Failed to create database {0} because the database unique name matches that of database {1} in the first 8 characters

Cause: The database unique name was not unique in the first 8 characters. It is a requirement because the name is used to generate ORACLE_SID.

Action: Ensure that the name supplied is unique in the first 8 characters, and retry the command.

PRCD-01120: The resource for database {0} could not be found.

Cause: The resource for the specified database name could not be found. Either the database name was misspelled or the database has not been created.

Action: Correct the database name spelling or use the 'srvctl add database' command to create the database configuration.

PRCD-01121: Specified server pool {0} for {1} is already hosting an administrator-managed configuration for database(s) {2}

Cause: Server pool is hosting administrator-managed databases.

Action: Specify a server pool that is not hosting an administrator-managed database.

PRCD-01122: Specified server pool {0} for {1} is already hosting an administrator-managed configuration for service(s) {2}

Cause: Server pool is hosting administrator-managed services.

Action: Specify a server pool that is not hosting an administrator-managed service.

PRCD-01123: Oracle Clusterware resource does not exist for ACFS filesystem of volume device {0}. A resource is required for the filesystem containing ACFS path {1}.

Cause: The resource for the filesystem did not exist for the database which has its dependency on the ACFS path. A resource is required for path used by the database on ACFS filesystems so that Oracle Clusterware can track the database's dependency on the filesystem. Database's dependent ACFS paths cannot be mounted via the ACFS registry.

Action: Add the resource with 'srvctl add filesystem'.

PRCD-01124: Failed to stop database {0} and its services

Cause: Attempt to stop the database has failed.

Action: Ensure that user attempting to stop the database has execute privileges on the database resource. Also, review the accompanying error messages for details about failure to stop database. Retry after resolving those issues or contact Oracle Support Services.

PRCD-01125: Failed to create dependency from database {0} to its Oracle home {1} that is located on the ASM cluster filesystem

Cause: An attempt to modify the database resource to include a stop dependency on the ASM cluster filesystem for the database's Oracle home failed.

Action: Make sure that the asm instance is running; the ACFS driver exists in the driver directory and the underlying ACFS devices are accessible.

PRCD-01126: Instance {0} cannot be removed because it is the only preferred instance for service(s) {1} for database {2}

Cause: An attempt was made to remove the instance which is the only preferred instance for specified services.

Action: Make sure that specified services have more than one preferred instance or modify services to not have the instance as a preferred instance.

PRCD-01127: Failed to verify if instance {0} is the only preferred instance for any service

Cause: An attempt to verify if the instance is the only preferred instance for any service failed.

Action: Make sure that the Oracle clusterware is up and running. Also, review the accompanying error messages for details about failure. Retry after resolving those issues.

PRCD-01128: Failed to remove all services configured for database {0}

Cause: An attempt to remove all services configured for database.

Action: Review the accompanying error messages for details about failure. Retry after resolving those issues.

PRCD-01129: Failed to start instance {0} for database {1}

Cause: An attempt to start an instance with the specified name failed.

Action: Review the accompanying error messages for details about failure. Retry after resolving those issues.

PRCD-01130: Failed to convert administrator-managed database {0} into a policy-managed database to use server pool {1}

Cause: An attempt to convert the database from an administrator-managed configuration to a policy-managed configuration failed.

Action: Review the accompanying error messages for details about failure. Retry after resolving those issues.

PRCD-01131: Failed to stop database {0} and its services on nodes {1}

Cause: Attempt to stop the database on given nodes has failed.

Action: Ensure that user attempting to stop the database has execute privileges on the database resource. Also, review the accompanying error messages for details about failure to stop database. Retry after resolving those issues or contact Oracle Support Services.

PRCD-01132: Database {0} does not have defined services: {1}

Cause: An attempt to start or stop the indicated services on the given database failed.

Action: Retry, ensuring that every service to be started or stopped is configured for the given database.

PRCD-01133: failed to start services {0} for database {1}

Cause: An attempt to start the indicated services for the indicated database failed because those services were not configured for that database.

Action: Review the accompanying error messages for details about failure. Retry after resolving those issues.

PRCD-01134: Failed to find any listener defined for network {0}

Cause: An attempt to find listener(s) defined for specified network failed.

Action: Review the accompanying error messages for details about failure. Retry after resolving those issues.

PRCD-01135: There is no listener defined for network {0} to be used by service {1}

Cause: An attempt to create a service failed because provided network doesn't have listener to publish a service on that network.

Action: Make sure that the provided network has a listener.

PRCD-01136: Failed to retrieve type of the database {0}

Cause: An attempt to query the type of database has failed.

Action: Review the accompanying error messages for details about failure. Retry after resolving those issues.

PRCD-01137: Failed to retrieve online relocation timeout for RAC One Node database {0}

Cause: An attempt to query the current online relocation timeout for RAC One Node database has failed.

Action: Review the accompanying error messages for details about failure. Retry after resolving those issues.

PRCD-01138: Failed to set online relocation timeout to {0} for RAC One Node database {1}

Cause: An attempt to update the online relocation timeout for RAC One Node Database has failed.

Action: Review the accompanying error messages for details about failure. Retry after resolving those issues.

PRCD-01139: The current server {0} where RAC One Node database {1} is running is not in the given candidate server list {2}

Cause: An attempt to update the candidate servers of the server pool hosting RAC One Node Database has failed because current server where this database is running is not in the given candidate server list.

Action: Retry the operation after either including the current server where this database is running in the given candidate server list or stopping the database.

PRCD-01140: Failed to update candidate servers to {0} of the server pool hosting RAC One Node database {1}

Cause: An attempt to update the candidate servers of the server pool hosting RAC One Node Database has failed.

Action: Review the accompanying error messages for details about failure. Retry after resolving those issues.

PRCD-01141: The database {0} is not hosted by a server pool

Cause: An attempt to query the server pool for given database failed because this database is not hosted by a server pool. This is most likely due to a program calling cluster environment API in Oracle Restart environment.

Action: Examine the accompanying error messages for details and contact Oracle Support Services.

PRCD-01142: The {0} TAF policy is not valid for RAC One Node service {1}

Cause: A TAF policy other than BASIC or NONE was specified for RAC One Node service.

Action: Specify BASIC or NONE TAF policy and retry the operation.

PRCD-01143: The cardinality of {0} is not valid for RAC One Node database or service {1}

Cause: An invalid cardinality was specified for RAC One Node database or service.

Action: Specify a SINGLETON cardinality and retry the operation.

PRCD-01144: The {0} management policy is not valid for RAC One Node database {1}

Cause: A management policy other than AUTOMATIC was specified for RAC One Node database.

Action: Specify AUTOMATIC management policy and retry the operation.

PRCD-01145: {0} API is not supported on RAC One Node database environment

Cause: Internal error.

Action: Contact Oracle Support Services.

PRCD-01146: Database {0} is not a RAC One Node database

Cause: The specified database is not a RAC One Node database.

Action: Provide database name for a RAC One Node database.

PRCD-01147: The server pool {0} of administrator-managed database {1} has no candidate servers

Cause: Either the instance had not been added to the database or this database's server pool was altered inappropriately.

Action: If an instance was not added to the database yet, try to add an instance to this database, for example by using the command 'srvctl add instance', and then retry.

Otherwise, contact Oracle Support Services.

PRCD-01148: Failed to convert the configuration of RAC One Node database {0} into its equivalent configuration for RAC database

Cause: Internal error.

Action: Review the accompanying error messages and contact Oracle Support Services.

PRCD-01149: AUTOMATIC management policy cannot be used for the service {0} when the database {1} is not AUTOMATIC

Cause: An attempt to create/modify a service failed because the management policy specified for the service is AUTOMATIC but the database's management policy is not AUTOMATIC.

Action: Make sure that the provided service's management policy is MANUAL or NORESTART when running 'srvctl add service' or 'srvctl modify service' command.

PRCD-01150: Failed to retrieve EDITION for service {0}

Cause: An attempt to retrieve the EDITION attribute of the specified service failed.

Action: Examine the accompanying error messages for details.

PRCD-01151: Failed to convert the configuration of RAC One Node database {0} into its equivalent RAC database configuration because RAC One Node database is running on a different server {1} than the given target server {2}

Cause: A target server was specified that was different from the server where the RAC One Node database is running.

Action: Either supply the server where RAC One Node Database is running now as target server or stop the database and retry.

PRCD-01152: Failed to update instance name {0} for database {1}

Cause: An attempt to update instance name for the specified database failed.

Action: Examine the accompanying error messages for details.

PRCD-01153: Failed to convert the configuration of cluster database {0} into its equivalent RAC One Node database configuration

Cause: An attempt to convert the specified cluster database to RAC One Node database failed.

Action: Review the accompanying error messages and retry after resolving these errors or contact Oracle Support Services.

PRCD-01154: Failed to convert the configuration of cluster database {0} into its equivalent RAC One Node database configuration because cluster database is running on more than one server {1}

Cause: User attempted conversion of a cluster database to RAC One Node database that was running on more than one servers.

Action: Stop this database on all but one server and retry.

PRCD-01155: Failed to convert the configuration of cluster database {0} into its equivalent RAC One Node database configuration because cluster database has more than one server pool {1} to control its placement

Cause: User attempted conversion of a cluster database that had more than one server pool to control its placement.

Action: Update configuration of this database by either the command 'srvctl modify database' or if this database has services that are in their own respective server pool, then removing all but one of its services via the command 'srvctl remove service' and then retry.

PRCD-01156: Failed to convert the configuration of cluster database {0} into its equivalent configuration for RAC One Node database due to its services {1} having {2} TAF policy

Cause: This database had services that have TAF policy (e.g. PRECONNECT) that is not supported by an Oracle RAC One Node database.

Action: Either modify the TAF policy of these services to either BASIC or NONE using the command 'srvctl modify service' or remove these services using the command 'srvctl remove service' and then retry.

PRCD-01157: Failed to convert the configuration of cluster database {0} into its equivalent configuration for RAC One Node database because none of its services have {1} management policy

Cause: An attempt to convert a cluster database configuration into its equivalent configuration for an Oracle RAC One Node database was rejected because all services of the given database have the MANUAL management policy.

Action: Modify the management policy of at least one of these services to AUTOMATIC using the command 'srvctl modify service ... -policy AUTOMATIC' and then retry.

PRCD-01158: Invalid database type {0}

Cause: The database type supplied is not valid.

Action: Supply a valid database type.

PRCD-01159: Target node must be specified when initiating an online relocation of administrator managed RAC One Node database {0}

Cause: The target node was not specified when requesting online relocation on the administrator managed Oracle RAC One Node database.

Action: Include the '-node' option with the 'srvctl relocate database' command.

PRCD-01160: Online relocation request for RAC One Node database {0} was rejected because this database is not running

Cause: An Oracle RAC One Node database was not running.

Action: Start the database by issuing the command 'srvctl start database' and then retry.

PRCD-01161: Online relocation failed for RAC One Node database {0}

Cause: Online relocation of the given database was unsuccessful.

Action: Either run the command 'srvctl relocate database -a' to abort the online relocation or run the command 'srvctl relocate database -n' to perform online relocation of the database to the given target node.

PRCD-01162: Invalid online relocation status {0}

Cause: This is an internal error.

Action: Review the accompanying error messages and contact Oracle Support Services.

PRCD-01163: Failed to modify database {0}

Cause: Failed to modify database.

Action: Make sure that the CRS stack is up and running and then retry.

PRCD-01164: An online relocation request for RAC One Node database {0} is already active

Cause: The given database has an already active online relocation request.

Action: Either specify another database in the 'srvctl relocate database' command or abort the in-progress request with 'srvctl relocate database -a' command.

PRCD-01165: An online relocation request for RAC One Node database {0} has failed

Cause: An online relocation request for the database has failed and the supplied target node was not the same as that in the failed request.

Action: Use the command 'srvctl status database' to query the target node of the failed online relocation request. Either run the command 'srvctl relocate database -a' to abort the failed request or 'srvctl relocate database -n' command with with the correct target node.

PRCD-01166: The supplied node {0} is not available in the {1} server pool

Cause: Supplied node was not in the Free server pool.

Action: Supply node from the Free server pool.

PRCD-01175: Failed to determine the status of the online relocation request for RAC One Node database {0}

Cause: Unable to determine the status of the online relocation request for the given Oracle RAC One Node database.

Action: Examine the accompanying error messages for details.

PRCD-01176: Invalid online relocation state {0}

Cause: This is an internal error.

Action: Review the accompanying error messages and contact Oracle Support Services.

PRCD-01177: Failed to abort the online relocation request for RAC One Node database {0}

Cause: Failed to abort the online relocation of the Oracle RAC One Node database.

Action: Review the accompanying error messages for details about failure. Retry after resolving those issues.

PRCD-01178: A failed online relocation request for RAC One Node database {0} does not exist

Cause: The supplied Oracle RAC One Node database does not have a failed online relocation request.

Action: Supply an Oracle RAC One Node database that has a failed online relocation request.

PRCD-01179: The online relocation timeout value {0} is not within the range of between {1} and {2}

Cause: The specified online relocation timeout value was not within the required range.

Action: Supply a value within the required range.

PRCD-01180: Configuration of database {0} has already been upgraded to version {1}

Cause: The supplied database was already upgraded.

Action: Supply a database of a lower version.

PRCD-01181: Failed to upgrade configuration of services {0} to version {1}

Cause: Failed to upgrade the service configuration.

Action: Review the accompanying error messages. If you are unable to resolve the problem, contact Oracle Support Services.

PRCD-01182: Failed to upgrade configuration of database {0} to version {1}

Cause: Failed to upgrade the database configuration.

Action: Review the accompanying error messages for details about failure. Retry after resolving those issues.

PRCD-01183: Failed to upgrade configuration of service type to version {0}

Cause: Failed to upgrade the service type configuration.

Action: Review the accompanying error messages and contact Oracle Support Services.

PRCD-01184: Failed to upgrade configuration of database type to version {0}

Cause: Failed to upgrade the database type configuration.

Action: Review the accompanying error messages for details about failure. Retry after resolving those issues.

PRCD-01185: Failed to retrieve service resource {0} for non cluster database {1}

Cause: An attempt to get the specified service failed because the database provided is a single instance and not a cluster database.

Action: Make sure that Oracle Clusterware is configured, specify a service defined for cluster database, and then retry.

PRCD-01186: TAF policy 'PRECONNECT' cannot be used to add a service for single instance database {0}

Cause: Failed to create a service because provided TAF specification can not be used with a single instance database.

Action: Retry after removing 'PRECONNECT' TAF policy.

PRCD-01187: Failed to enable or disable service {0} on particular nodes for non-cluster single instance database {1}

Cause: An attempt to enable or disable the service on particular nodes for single instance database failed. Such enable or disable operations are not applicable to services defined for single instance databases in Oracle Restart.

Action: Specify a service defined for database which is running on cluster or do not specify nodes.

PRCD-01188: Failed to detect whether the standby database {0} supports the Data Guard protection mode

Cause: An attempt has failed to determine whether the standby database supports the configured Data Guard protection mode.

Action: Review the accompanying error messages for details about the failure and retry the command after resolving those issues.

PRCD-01189: Cannot update server pool to {0} for RAC One Node database service {1}

Cause: An attempt to update the server pool of an Oracle RAC One Node database service was rejected because placement of this service is controlled by the server pool hosting the underlying database.

Action: Try updating the server pool controlling the placement of the database via 'srvctl modify database' command or its equivalent.

PRCD-01190: Cannot update server pool to {0} for single instance database service {1}

Cause: An attempt to update the server pool of a single instance (non-RAC) database service was rejected because placement of this service is controlled by the server pool hosting the underlying database.

Action: Try updating the server pool controlling the placement of the database using the 'srvctl modify database' command or its equivalent.

PRCD-01191: Cannot update server pool to {0} for database service {1}

Cause: An attempt to update server pool of database service was rejected because a subpool server pool was specified.

Action: Supply a first-level server pool that is not a subpool of any other server pool and retry the operation.

PRCD-01192: The cardinality {0} is not valid for single instance database service {1}

Cause: An invalid cardinality was specified for single instance (non-RAC) database.

Action: Retry after specifying a SINGLETON cardinality in 'srvctl modify service' command or its equivalent.

PRCD-01193: Service {0} defined for RAC One Node database {1} cannot be started on more than one node

Cause: An attempt to start the specified service failed because RAC One Node service cannot be started on more than one node.

Action: Retry after specifying one node to start the service on.

PRCD-01194: Failed to retrieve the version of database {0}

Cause: An attempt to retrieve the VERSION resource attribute has failed.

Action: Review the accompanying error messages for details about failure. Retry after resolving those issues.

PRCD-01195: Option to remove the target node was not allowed for aborting online relocation of policy-managed RAC One Node database {0}

Cause: The '-revert' option was specified on a request to abort online relocation of the policy-managed Oracle RAC One Node database.

Action: Use the command 'srvctl relocate database -abort' without the '-revert' option.

PRCD-01196: 'PRECONNECT' TAF policy cannot be used to create service {0} on policy managed database {1}

Cause: Failed to create a service because a policy managed database cannot have service with PRECONNECT TAF policy.

Action: Retry after supplying 'BASIC' or 'NONE' TAF policy.

PRCD-01197: The database {0} is policy-managed and an administrator-managed service {1} cannot be created on it

Cause: The specified database does not support administrator-managed services.

Action: Provide a database which supports administrator-managed services.

PRCD-01198: Failed to add service {0} to database {1} because database is already at maximum services limit of {2}

Cause: Attempt to add a new service to database was rejected because database has already reached the maximum services limit.

Action: Retry after removing a service from this database using the command 'srvctl remove service', or contact Oracle Support Services.

PRCD-01199: The stop request on instance {0} of standby database {1} was rejected to prevent termination of the primary database

Cause: The attempt to stop this instance of the standby database was rejected because the configured Data Guard protection mode required this instance to be running to prevent termination of the primary database.

Action: Retry the stop request after stopping the primary database or downgrading the protection mode.

PRCD-01200: Configuration of database {0} has already been downgraded to version {1} for database {2}

Cause: The supplied database was already downgraded.

Action: Supply a database of a higher version.

PRCD-01201: Downgrade from current version {0} to version {1} is not supported for database {2}

Cause: An unsupported version was specified for downgrading the database.

Action: Check that the versions provided are correct.

PRCD-01202: Failed to downgrade configuration of services {0} to version {1}

Cause: A request to downgrade the service configuration failed.

Action: Review the accompanying error messages. If you are unable to resolve the problem, contact Oracle Support Services.

PRCD-01203: Failed to downgrade configuration of database {0} to version {1}

Cause: A request to downgrade the database configuration failed.

Action: Review the accompanying error messages for details about failure. Retry after resolving those issues.

PRCD-01204: Failed to update administrator-managed database {0} to use server pool {1}

Cause: Attempt to update administrator-managed database was rejected because administrator-managed database cannot be moved to another subpool.

Action: Retry after supplying a first-level server pool in 'srvctl modify database' command to convert administrator-managed database to policy-managed database.

PRCD-01205: Failed to update policy-managed database {0} to use server pools {1} because it excludes the server pools {2} of the service {3}

Cause: An attempt to update policy-managed database was rejected because specified server pools do not include all server pools hosting services of this database.

Action: Include all server pools hosting services of this database in the supplied server pool list.

PRCD-01206: Failed to retrieve preferred instance of service {0} of RAC One Node database {1}

Cause: Attempt to retrieve preferred instance of service belonging to RAC One Node database failed because database is either in failed online relocation state or undergoing online relocation.

Action: Check the status of online relocation via 'srvctl status database' command. If online relocation status is reported as active, then retry after online relocation

completes. If online relocation status is reported as failed, then repair the configuration via 'srvctl relocate database ... -a' command and then retry.

PRCD-01207: The start options {2} can not be used while starting service {0} and its database {1}

Cause: An attempt to start the service was rejected because the specified start options can not be used with service when the database is not running.

Action: Remove the specified start options and then retry.

PRCD-01208: The start options {1} can not be used while starting services for database {0}

Cause: An attempt to start the services was rejected because the specified start options can not be used with services when the database is not running.

Action: Remove the specified start options and then retry.

PRCD-01209: RAC One Node database {0} does not have enough servers in its server pool {1} to initiate an online relocation

Cause: Online relocation request was rejected because there were less than two servers in the server pool of the specified RAC One Node database.

Action: Make sure that the minimum and maximum size of the server pool are set properly.

PRCD-01210: The service name {0} cannot be same as the database default service name {1}

Cause: An attempt to create the service was rejected because the given service name is same as the database default service name.

Action: Retry after supplying a service name that is different than the database default service name.

PRCD-01211: Cannot start RAC One Node database {0} because a failure has occurred while trying to clean up an earlier failed online relocation

Cause: An attempt to start an Oracle RAC One Node database was rejected because a failure occurred while trying to clean up an earlier failed online relocation.

Action: Use the command 'srvctl status database' to query the target node of the failed online relocation process. Either run the command 'srvctl relocate database' with the '-abort' option or with the '-node' option with the target node thus discovered.

PRCD-01212: An instance with name "{0}" already exists on node {1}

Cause: An instance could not be added to the database on the specified node because an instance with the same name was found on another node.

Action: Use the command 'srvctl modify instance' to change the name of the existing instance, or use a different instance name in the 'srvctl add instance -instance <inst_name>' command.

PRCD-01213: Service {0} of database {1} is still running

Cause: An attempt to remove RAC One Node service failed because the given service was still running.

Action: Stop the service and then retry the command.

PRCD-01214: Administrator-managed RAC database {0} has more than one instance

Cause: An attempt to convert an Oracle RAC database to an Oracle RAC One Node database failed because there was more than one instance.

Action: Use the command 'srvctl remove instance' to remove all but one instance and then run the 'srvctl convert database -dbtype RACONENODE' command.

PRCD-01215: Unable to downgrade RAC One Node database {0}

Cause: Failed to downgrade RAC One Node database to an earlier version because there was no RAC One Node specific configuration in the earlier version.

Action: None

PRCD-01222: Online relocation of database "{0}" failed but database was restored to its original state

Cause: Online relocation of the given database was unsuccessful, therefore the database was restored to its original state.

Action: See accompanying messages for online relocation failure.

PRCD-01223: The service name {0} contains illegal characters {1}

Cause: An attempt to create the service was rejected because the given service name contains illegal characters.

Action: Retry after supplying a service name that contains an upper or lower case letter as the first character and the remainder includes characters only from the character set {a-z, A-Z, 0-9, _}, and the domain name (if provided) only includes characters from the character set {a-z, A-Z, 0-9, _, \$, #}.

PRCD-01224: The {0} management policy is not valid for RAC One Node database service {1}

Cause: A management policy other than AUTOMATIC was specified for RAC One Node database service.

Action: Either specify AUTOMATIC management policy for this service or modify management policy of another service of this database to AUTOMATIC, such as via 'srvctl modify service' command, and then retry the current operation.

PRCD-01225: An attempt to remove service {0} of database {1} was rejected because this is the last service with {2} management policy. A RAC One Node database must have at least one service with {2} management policy.

Cause: An attempt was made to remove the last service of an Oracle RAC One Node database having the AUTOMATIC management policy.

Action: Add another service with the AUTOMATIC management policy, for example by using the command 'srvctl add service ... -policy AUTOMATIC' or modify the management policy of an existing service to AUTOMATIC using the command 'srvctl modify service', before removing the given service.

PRCD-01226: Failed to retrieve ASM Cluster Filesystem resource {0} for database {1}.

Cause: The ASM Cluster Filesystem resource was not registered in Oracle Clusterware.

Action: Create the ASM Cluster Filesystem resource using the command 'srvctl add filesystem' and then retry.

PRCD-01227: Failed to retrieve ASM Cluster Filesystem list for database {0}.

Cause: Failed to retrieve the ASM Cluster Filesystems of the specified database.

Action: Review the accompanying error messages for details about failure. Retry after resolving those issues.

PRCD-01228: Failed to convert administrator-managed RAC database {0} to RAC One Node database because the database had no instance added

Cause: An attempt to convert an Oracle RAC database to an Oracle RAC One Node database was rejected because the database did not have an instance added.

Action: Use the command 'srvctl add instance' to add an instance and then run the command 'srvctl convert database -dbtype RACONENODE'.

PRCD-01229: An attempt to access configuration of database {0} was rejected because its version {1} differs from the program version {2}. Instead run the program from {3}.

Cause: An attempt was made to access configuration of database that is of different version than that of the program.

Action: Make sure that database configuration version and the program version are same and then retry. For example, try the operation using srvctl from the ORACLE_HOME mentioned in the error message.

PRCD-01230: Failed to modify database {0} to use server pool {1}

Cause: An attempt to modify the database to use the given server pool has failed.

Action: Review the accompanying error messages for details about the failure. For example, a failure could happen if the database owner does not have execute permissions on the given server pool. In this case, use the command 'srvctl config database -db <db_unique_name>' to find out the database owner's user name, create a server pool as that user, and then supply that server pool as an argument when retrying the command.

PRCD-01231: Failed to upgrade configuration of database {0} to version {1} in new Oracle home {2}

Cause: Failed to upgrade the database configuration.

Action: Review the accompanying error messages for details about failure. Retry after resolving those issues.

PRCD-01232: Failed to upgrade configuration of database {0} because database version {1} is an unsupported version for upgrade

Cause: Version of the database was not supported for upgrade.

Action: None

PRCD-01233: Failed to downgrade configuration of database {0} to version {1} in new Oracle home {2}

Cause: Failed to downgrade the database configuration.

Action: Review the accompanying error messages for details about failure. Retry after resolving those issues.

PRCD-01234: Failed to downgrade configuration of database {0} to version {1} because the specified version is unsupported for downgrade

Cause: Specified version was not supported for downgrade.

Action: Specify a version that is 10.1 or later.

PRCD-01235: Unable to downgrade configuration of single instance database {0} to version {1}

Cause: Single instance database was specified.

Action: Remove the single instance database configuration. 11.2 Clusterware cannot manage pre-11.2 single instance databases.

PRCD-01236: Unable to downgrade configuration of RAC One Node database {0} to version {1}

Cause: An Oracle RAC One Node database was specified.

Action: Convert the administrator-managed Oracle RAC One Node database to an administrator-managed Oracle RAC database using the command 'srvctl convert database' and then retry.

PRCD-01237: Unable to downgrade configuration of policy-managed RAC database {0} to version {1}

Cause: A policy-managed Oracle RAC database was specified.

Action: Remove the 11.2 database configuration and use pre-11.2 srvctl to re-create the configuration.

PRCD-01238: Failed to get attributes for database {0}

Cause: Failed to get attributes for the database.

Action: Make sure that the CRS stack is up and running and then retry.

PRCD-01239: Failed to downgrade configuration of database {0} to version {1} because the database has dependency on ASM Cluster File System

Cause: Specified database was dependent on ASM Cluster File System.

Action: None

PRCD-01240: Unable to downgrade configuration of database {0} because its database role of {1} is not supported in version {2}

Cause: Database role of specified database was not supported in the specified version.

Action: Modify the database role using the 'srvctl modify database' command and then retry this command.

PRCD-01241: Failed to upgrade configuration of database {0} to version {1} in new Oracle home {2}. Also failed to remove the internal server pool configuration.

Cause: Failed to upgrade the database configuration.

Action: Review the accompanying error messages for details about failure. Retry after resolving those issues.

PRCD-01242: Unable to convert RAC database {0} to RAC One Node database because the database had no service added

Cause: An attempt to convert an Oracle RAC database to an Oracle RAC One Node database was rejected because the database did not have any service configured. An Oracle RAC One Node database must always have one service.

Action: Use the command 'srvctl add service' to add a service and then run 'srvctl convert database -dbtype RACONENODE'.

PRCD-01243: Failed to start instance {0} of database {1} because an instance having same name was already running on node {2}

Cause: An attempt to start an instance with the given name was rejected because another instance with same name was already running on another node.

Action: Either supply a different instance name or stop the running instance with the same name and then retry.

PRCD-01244: Failed to start service {0} of RAC One Node database {1} on the given node {2} because the database was running on node {3}

Cause: An attempt to start the specified service on the given node was rejected because RAC One Node database is running on a node different than the given node.

Action: Either omit the node option or supply the node where the database is running.

PRCD-01246: Online relocation of RAC One Node Data Guard standby database "{0}" was rejected because the database is in Data Guard maximum protection mode

Cause: An online relocation request was rejected because the specified database is operating in Data Guard maximum protection mode.

Action: Downgrade the protection mode to maximum availability and retry the online relocation.

PRCD-01247: Failed to retrieve pluggable database for service {0}

Cause: An attempt to retrieve the pluggable database attribute of the specified service failed.

Action: Examine the accompanying error messages for details.

PRCD-01248: Failed to retrieve the maximum value of replication lag available for the service {0}

Cause: An attempt to retrieve the maximum value of replication lag for the specified service failed.

Action: Examine the accompanying error messages for details.

PRCD-01249: Failed to determine whether the service {0} is global or not

Cause: Failed to check whether the specified service is global or not.

Action: Examine the accompanying error messages for details.

PRCD-01250: Modification of the global service attribute {0} not allowed

Cause: An attempt was made to change a global service attribute managed by Global Data Services for just one database.

Action: The attribute must be changed for all databases at the same time through GDS's 'GDSCCTL' command (or specify '-global_override').

PRCD-01251: The specified operation on global service {0} is not allowed

Cause: An attempt was rejected to operate on a global service managed by Global Data Services for just one database.

Action: Operate on the service using Global Data Services' 'GDSCCTL' command, or specify '-global_override'.

PRCD-01252: Failed to retrieve the password file location of database {0}

Cause: An attempt to retrieve the password file attribute of the specified database failed.

Action: Retry the request after ensuring that the CRS stack is running, the database resource has been configured, and the user has read permission on the database resource.

PRCD-01253: Failed to update password file location {0} of database {1}

Cause: An attempt to update the password file attribute of the specified database failed.

Action: Retry the request after ensuring that the CRS stack is running, the database resource has been configured, and the user has update permission on the database resource.

PRCD-01254: Password file attribute does not exist for database {0}

Cause: An attempt to retrieve the PWFIL resource attribute failed.

Action: Review the accompanying error messages for details about the failure. Retry after resolving those issues.

PRCD-01255: Failed to retrieve SQL translation profile for service {0}

Cause: An attempt to retrieve the translation profile attribute of the specified service failed.

Action: Examine the accompanying error messages for details.

PRCD-01256: Failed to retrieve commit outcome for service {0}

Cause: An attempt to retrieve the commit outcome attribute of the specified service failed.

Action: Examine the accompanying error messages for details.

PRCD-01257: Invalid session state consistency {0}

Cause: The session state consistency supplied is not valid.

Action: Supply a valid session state consistency either STATIC or DYNAMIC.

PRCD-01258: Addition or modification of retention is not allowed when commit outcome is set to FALSE

Cause: An attempt to add or modify retention value was rejected because the commit outcome is not set to TRUE.

Action: Set the option '-commit_outcome' to TRUE and then modify the retention value.

PRCD-01259: Addition or modification of failover type to TRANSACTION is not allowed when commit outcome is set to FALSE

Cause: An attempt to add or modify failover type value to TRANSACTION was rejected because the commit outcome is not set to TRUE.

Action: Set the option '-commit_outcome' to TRUE and then modify the failover type value.

PRCD-01260: Failed to retrieve failover type for service {0}

Cause: An attempt to retrieve the failover type attribute of the specified service failed.

Action: Examine the accompanying error messages for details.

PRCD-01261: Failed to add or modify replay initiation time because the failover type is not set to TRANSACTION

Cause: An attempt to modify the replay initiation time attribute of the specified service failed.

Action: Set the failovertime to TRANSACTION and retry the command.

PRCD-01262: Failed to add or modify session state consistency because the failover type is not set to TRANSACTION

Cause: An attempt to modify the session state consistency attribute of the specified service failed.

Action: Set the failovertime to TRANSACTION and retry the command.

PRCD-01263: Invalid retention time {0} seconds greater than the maximum {1} seconds

Cause: The specified value exceeds the maximum permissible retention time.

Action: Supply a valid retention time value less than 2592000.

PRCD-01264: Invalid replay initiation time {0} seconds greater than the maximum {1} seconds

Cause: The specified value exceeds the maximum permissible replay initiation time.

Action: Supply a valid replay initiation time value less than 86400.

PRCD-01265: Failed to retrieve parallel query helper service for service {0}

Cause: An attempt to retrieve the parallel query helper service of the specified service failed.

Action: Examine the accompanying error messages for details.

PRCD-01266: Failed to set parallel query helper service {0} for service {1}

Cause: An attempt to set the parallel query helper service for the specified service failed.

Action: Examine the accompanying error messages for details.

PRCD-01267: Failed to retrieve the server pools of the parallel query helper service for service {0}

Cause: An attempt to retrieve the server pools of the parallel query helper service of the specified service failed.

Action: Examine the accompanying error messages for details.

PRCD-01268: Failed to set parallel query helper service {0} for service {1}

Cause: An attempt to set the parallel query helper service for the specified service failed.

Action: Examine the accompanying error messages for details.

PRCD-01269: Failed to set parallel query helper service {0} for database {1}

Cause: An attempt to set the parallel query helper service for the specified database failed.

Action: Examine the accompanying error messages for details.

PRCD-01270: {0} API is not supported on management database environment

Cause: An internal error occurred.

Action: Contact Oracle Support Services.

PRCD-01271: Failed to unset commit outcome because the failover type is set to TRANSACTION

Cause: An attempt to unset the commit outcome attribute of the specified service failed.

Action: Modify the value of failovertype and retry the command.

PRCD-01272: Failed to remove the management database resource

Cause: An attempt to remove the management database failed.

Action: Examine the accompanying error messages for details.

PRCD-01273: Failed to retrieve the service type for service {0}

Cause: An attempt to retrieve the service type of the specified service failed.

Action: Examine the accompanying error messages for details.

PRCD-01274: Failed to set service type {0} for service {1}

Cause: An attempt to set the service type for the specified service failed.

Action: Examine the accompanying error messages for details.

PRCD-01275: Failed to retrieve the server pools of the parallel query helper service for database {0}

Cause: An attempt to retrieve the server pools of the parallel query helper service of the specified database failed.

Action: Examine the accompanying error messages for details.

PRCD-01276: Service {0} of database {1} does not have parallel query helper service

Cause: The specified service did not have parallel query helper service configured.

Action: None

PRCD-01277: The specified operation on global service {0} is not allowed

Cause: An attempt was rejected to operate on a global service managed by Global Data Services for just one database.

Action: Operate on the service using Global Data Services' 'GDSCCTL' command, or specify '-global_override'.

PRCD-01278: The service name {0} cannot be same as the pluggable database default service name {1}

Cause: An attempt to create or modify the service was rejected because the given service name is same as the pluggable database default service name.

Action: Make sure that the service name is different from the pluggable database default service name and retry the command.

PRCD-01279: AQ HA notification cannot be set to FALSE when the failover type is TRANSACTION

Cause: An attempt was rejected to add or modify the service because conflicting options were found.

Action: Set the AQ HA notification to TRUE or modify the failover type to any of the values NONE | SESSION | SELECT.

PRCD-01280: The pluggable database name {0} contains invalid characters.

Cause: The supplied pluggable database name contained invalid characters.

Action: Valid characters in a pluggable database name are a-z, A-Z, 0-9, \$, #, and _ (underscore) and it should start with a letter.

PRCD-01281: The database {0} in an ASM Client Cluster cannot have dependency on diskgroup {1}

Cause: Diskgroups were supplied for creating a database in an ASM Client Cluster.

Action: Do not specify diskgroups when creating a database in an ASM Client Cluster.

PRCD-01282: Cannot add instance {0} for database "{1}" because node {2} has active role {3}.

Cause: An attempt to add an instance for a database specified a node with an active node role other than hub.

Action: Specify the node with hub active node role when adding the instance for database.

PRCD-01283: Password file pathname {0} cannot contain only the diskgroup name

Cause: An attempt to add a password file resource attribute was rejected because the supplied pathname consisted only of a diskgroup name.

Action: Specify a valid password file path and retry the command.

PRCD-01284: Failed to create start dependency for database {0} on the ASM cluster file system because path {1} is not on an ASM cluster file system

Cause: An attempt to create a start dependency for the database resource on the ASM cluster file system failed because the specified path was not on an ASM cluster file system.

Action: Specify a path on an ASM cluster file system.

PRCD-01285: Cannot disable session replay because session disconnect is not requested

Cause: An attempt to stop or relocate services was rejected because the session noreplay option was specified without the session disconnect option.

Action: Specify the '-force' option for session disconnect or omit the '-noreplay' option. For example: 'srvctl stop service -db hr -service hrl -force -noreplay'

PRCD-01286: Failed to create the management database

Cause: An attempt to create the management database failed because the request was issued by the wrong user.

Action: Login in as the owner of the Oracle Home to issue the command 'srvctl add mgmtdb'.

PRCD-01287: User is not authorized to remove service {0} for database {1}

Cause: An attempt to remove the specified service was rejected because the command was not issued by the Oracle home owner.

Action: Examine the accompanying error messages for details. Log in as the user of the Oracle home to issue the command.

PRCD-01288: User is not authorized to create service {0} for database {1}

Cause: An attempt to create the specified service failed because the command was not issued by the Oracle home owner.

Action: Examine the accompanying error messages for details. Log in as the user of the Oracle home to issue the command.

PRCD-01289: Invalid stop option {0} for the online relocation of database {1}

Cause: An attempt to relocate the specified database failed because an invalid stop option was specified. Only NORMAL shutdown of the running instance may be specified for relocation of an Oracle RAC One Node database.

Action: Specify NORMAL to override the default stop option for the running instance or issue the request without any stop option.

PRCD-01290: NORMAL shutdown is not allowed for physical standby databases
Cause: An attempt to relocate the specified database was rejected because an invalid stop option was specified.

Action: Issue the request without any stop option.

PRCD-01291: The specified server pool {0} has maximum size {1} greater than one, which is invalid for a single instance database {2}.

Cause: An attempt to create a single instance database failed because a server pool with maximum size greater than one server was specified.

Action: Specify a different server pool with maximum size of one, or modify the specified server pool using the command 'srvctl modify srvpool' with '-max 1' option to have at most one server.

PRCD-01292: specified server pool {0} has no candidate server for single instance database {1}

Cause: An attempt to create a single instance database failed because the specified server pool had no configured candidate server.

Action: Specify a different server pool with a maximum of one server, or modify the specified server pool using the command 'srvctl modify srvpool' with '-servers' option to configure exactly one candidate server.

PRCD-01293: specified server pool {0} has more than one candidate server

Cause: An attempt to create a single instance database failed because a server pool with more than one candidate server was specified.

Action: Specify a different server pool with a maximum of one server, or modify the specified server pool using the command 'srvctl modify srvpool' with '-servers' option to configure exactly one candidate server.

PRCD-01294: Invalid option GSM flags for the specified non-global service {0}

Cause: An attempt to add or modify the specified option was rejected because an option that is only valid for global services was specified.

Action: Reissue the request without the invalid option.

PRCD-01295: Cannot downgrade configuration of database {0} from version {1} to newer version {2}

Cause: An attempt was made to downgrade the database to a version newer than the current one.

Action: Specify a target version older than the current one.

PRCD-01296: An error occurred while loading Oracle JDBC driver

Cause: An attempt to load Oracle JDBC driver failed.

Action: This is an internal error. Contact Oracle Support Services.

PRCD-01297: An error occurred while establishing connection to database with user name "{0}" and connect descriptor:\n{1}

Cause: An attempt to connect to database failed.

Action: Examine the accompanying error message for details.

PRCD-01298: Version {0} of database or service resource is different from the srvctl version {1}

Cause: The version of srvctl used did not match the version of the database or service to be added or modified.

Action: Run `srvctl` from the Oracle Home where the database or service is configured.

PRCD-01299: Database {0} is policy-managed

Cause: An attempt to retrieve the configured nodes of an administrator-managed database failed because the database is policy-managed.

Action: Specify an administrator-managed database.

PRCD-01300: Failed to retrieve nodes on which database {0} is configured

Cause: An attempt to retrieve the configured nodes of an administrator-managed database failed.

Action: Examine the accompanying error messages for details.

PRCD-01301: Current owner {0} of the database {1} is different from the owner {2} of the specified Oracle home {3}

Cause: An attempt to modify the Oracle home of the database failed because the owner of the Oracle home was not the current owner of the database. Changing to use an Oracle home with a different owner changes the ownership of the database.

Action: To modify the Oracle home of a database to a new home whose owner is not the current owner of this database, specify the new user also as a modification parameter.

PRCD-01302: failed to retrieve the node hosting this single-instance database

Cause: An attempt to retrieve the `HOSTING_MEMBERS` resource attribute of the database failed. Details are provided by the accompanying messages.

Action: Examine the accompanying error messages for details and take the corrective action indicated.

PRCD-01303: cannot retrieve the node hosting a policy-managed, single-instance database

Cause: An attempt to retrieve the node hosting a single-instance database was rejected because the database is policy-managed.

Action: Specify an administrator-managed single-instance database or a fixed single-instance database.

PRCD-01304: failed to set or modify the server pool for fixed single-instance database {0}

Cause: An attempt to set or modify the server pools for this database failed because it is a fixed single-instance database which is not hosted by a server pool.

Action: Provide a database which is not a fixed-single-instance database.

PRCD-01305: Modification of the database role from or to `FAR_SYNC_STANDBY` for database {0} is not allowed.

Cause: An attempt to modify the database role of a database failed because a `FAR_SYNC_STANDBY` role can be specified only during the database creation.

Action: Reissue the request without attempting to modify the role of a database created with the role `FAR_SYNC_STANDBY` or attempting to change the current role to `FAR_SYNC_STANDBY`.

PRCD-01306: Services cannot be created for the far sync database {0}.

Cause: An attempt to create a service for the database was rejected because the database role was `FAR_SYNC_STANDBY`.

Action: If the request was issued with the wrong database name, reissue with the correct database name.

PRCD-01307: Invalid start option OPEN specified for database {0} with the role FAR_SYNC_STANDBY.

Cause: An attempt to add, modify or start the database with start option OPEN was rejected because its role was FAR_SYNC_STANDBY.

Action: Reissue the request with a different start option.

PRCD-01308: Database {0} is not permitted to have the role FAR_SYNC_STANDBY in an Oracle RAC One Node configuration.

Cause: An attempt to add or convert the database failed because a database with role FAR_SYNC_STANDBY cannot be used in an Oracle RAC One Node configuration.

Action: Reissue the request with a different database type or database role.

PRCD-01309: Database {0} cannot be configured on parallel query server pools {1}.

Cause: An attempt to add or modify the database was rejected because a database with role FAR_SYNC_STANDBY cannot run on Leaf nodes.

Action: Reissue the request without specifying the parallel query server pools.

PRCD-01310: Failed to update the open mode of database {0}.

Cause: An attempt to modify the open mode of the database failed.

Action: Examine the accompanying error message for details.

PRCD-01311: Failed to update the open mode of database {0}. \nDetails: \n{1}

Cause: An attempt to modify the open mode of the database failed.

Action: Examine the accompanying error message for details.

PRCD-01312: The targeted database instance or instances are already running in the specified open mode. \nDetails: \n{0}

Cause: An attempt to update the open mode of the database was rejected because the targeted database instance or instances were already running as desired.

Action: Reissue the command with a different start option.

PRCD-01313: The specified start option is incompatible with the current running state of at least one database instance. \nDetails: \n{0}

Cause: An attempt to update the open mode of the database was rejected because it was not one of the following legal transitions: - NOMOUNT to MOUNT, OPEN, or READONLY - MOUNT to OPEN or READONLY

Action: Reissue the command with a different start option and only if the database's current mode is NOMOUNT or MOUNT.

PRCD-01314: failed to retrieve the list of databases configured on the cluster

Cause: An attempt to retrieve the list of databases configured on the cluster failed.

Action: Examine the accompanying error messages for details.

PRCD-01315: failed to stop instances for database {0}

Cause: An attempt to stop the database on the specified nodes has failed.

Action: Ensure that the user attempting to stop the database has execute privileges on the database resource. Also, review the accompanying error messages for details about failure to stop the database. Retry after resolving those issues.

PRCD-01316: failed to stop services {0} for database {1}

Cause: An attempt to stop the specified services for the indicated database failed.

Action: Review the accompanying error messages for details about the failure. Retry after resolving those issues.

PRCD-01317: modification of user for database is not supported on Windows

Cause: An attempt to modify the database failed because a new user was specified.

Action: Ensure that there is no attempt to modify the Oracle user of the database and reissue the request.

PRCD-01318: failed to create database {0} because the length of the database unique name is greater than 30 characters

Cause: The length of the database unique name was greater than 30 characters.

Action: Ensure that the length of the database name supplied is less than or equal to 30 characters, and retry the command.

PRCD-01319: failed to move databases from Oracle home {0} to new Oracle home {1}

Cause: An attempt to move databases between the specified Oracle homes has failed.

Action: Examine the accompanying error messages for details.

PRCD-01320: failed to move database {0} to new Oracle home {1}

Cause: An attempt to move the database to a new Oracle home has failed.

Action: Examine the accompanying error messages for details.

PRCD-01321: Version {0} of Oracle home {1} is different from version {2} of Oracle home {3}.

Cause: An attempt to change the Oracle home of a database failed because the version of the new Oracle home is different from the version of the current Oracle home.

Action: Specify Oracle homes that are of the same version.

PRCD-01322: operation not supported for Oracle home {0} of version {1}

Cause: An attempt to change the Oracle home of a database failed because the version of the Oracle home is less than 11.2.

Action: Specify an Oracle home whose version is greater than 11.2.

PRCD-01323: Installation of patch 18697602 is not supported for Oracle Grid Infrastructure of version {0}.

Cause: An attempt to install patch 18697602 failed because the version of Oracle Grid Infrastructure is not 12.1.0.1.0.

Action: Install the patch from 12.1.0.1.0 Oracle Grid Infrastructure.

PRCD-01324: Neither the previous Oracle home {0} nor the new Oracle home {1} has a built-in user account.

Cause: An attempt to modify the Oracle home of the database failed because a database cannot be moved between homes that have different domain users.

Action: Move the database to an Oracle home that has either the same domain user or one that uses built-in account.

PRCD-01325: There are no database instances running on node {0}.

Cause: An attempt to retrieve the database instances running on the indicated node found that no instances were running.

Action: None

PRCD-01326: failed to retrieve instances running on node {0}

Cause: An attempt to retrieve the database instances running on the indicated node has failed.

Action: Examine the accompanying error messages for details.

PRCD-01327: no matching database instances found

Cause: An attempt to retrieve database instances using a filter found no matching instances.

Action: None

PRCD-01328: failed to retrieve database instances using the filter {0}

Cause: Errors occurred while attempting to retrieve the database instances matching the indicated filter.

Action: Examine the accompanying error messages, rectify the reported issues, and retry the operation.

PRCD-01329: failed to retrieve database instances in Oracle home {0}

Cause: An attempt to retrieve the database instances in the indicated Oracle home was unsuccessful either because there were no matching instances or the query execution failed.

Action: Examine the accompanying error messages for details.

PRCD-01330: failed to retrieve database instances of version {0}

Cause: An attempt to retrieve the database instances of the specified version was unsuccessful either because there were no matching instances or the query execution failed.

Action: Examine the accompanying error messages for details.

PRCD-01331: server pool {0} has no active servers

Cause: An attempt to start, stop, or update a database on the specified server pool failed because there are no active servers in the server pool.

Action: Specify a server pool with active servers and retry.

PRCD-01332: failed to start database {0}

Cause: An attempt to start the specified database has failed.

Action: Examine the accompanying error messages for details.

PRCD-01333: operation not supported for administrator-managed database {0}

Cause: An attempt to start, stop, or change the start mode of the database on the specified server pools was rejected because the database is not a policy-managed database.

Action: Specify a policy-managed database and retry.

PRCD-01334: failed to stop database {0}

Cause: An attempt to stop the specified database has failed.

Action: Examine the accompanying error messages for details.

PRCD-01335: operation not supported for PQ server pools {0} when there are no running hub instances

Cause: An attempt to start, stop, or change the start mode of the database on the specified server pools was rejected because these operations are not supported if all of the specified server pools are PQ pools and there is no hub instance running.

Action: Retry after ensuring that at least one hub instance is running.

PRCD-01336: no databases to move from source Oracle home {0}

Cause: An attempt to move databases from the specified Oracle home failed either because no databases had been configured in the Oracle home or because the specified databases had already been moved.

Action: Retry the command specifying the correct source Oracle home and after verifying that it contains the databases to be moved.

PRCD-01337: failed to start database {0} on node {1}

Cause: This is an informational message only.

Action: None

PRCD-01338: failed to stop database {0} on node {1}

Cause: This is an informational message only.

Action: None

PRCD-01339: failed to retrieve database instances running from source Oracle home {0}

Cause: An attempt to retrieve the database instances running from the indicated Oracle home was unsuccessful either because there were no matching instances or because the query execution failed.

Action: Examine the accompanying error messages for details, fix the problems, and retry.

PRCD-01340: Databases "{0}" do not belong to source Oracle home {1}.

Cause: An attempt to move the specified databases failed because they did not belong to the specified source Oracle home.

Action: Specify the correct databases and retry.

PRCD-01341: Not all the specified databases belong to the same source Oracle home.

Cause: An attempt to move the specified databases failed because not all of them belonged to the same source Oracle home.

Action: Specify databases that all belong to the same source Oracle home and retry.

PRCD-01342: no databases to move

Cause: An attempt to move databases failed because no databases had been configured.

Action: Retry the command specifying only existing databases.

PRCD-01343: Oracle home value for database {0} is invalid.

Cause: An attempt to move the specified database failed because its current Oracle home could not be verified.

Action: Retry the command after verifying the configuration of the specified database.

PRCD-01344: Databases "{0}" have already been moved to Oracle home {1}.

Cause: An attempt to move the specified databases failed because they had already moved to the specified destination Oracle home.

Action: None

PRCD-01345: Invalid value {0} specified for the resource attribute option {1}.

Cause: An attempt to add or modify the resource failed because the integer value specified was not compatible with the resource configuration.

Action: Retry after consulting the documentation.

PRCD-01346: failed to relocate services of database {0}

Cause: An attempt to relocate the services of the specified database failed.

Action: Review the accompanying error messages for details about the failure. Retry after resolving those issues.

PRCD-01347: Conflicting options '{0}' and '{1}' specified.

Cause: An attempt to stop the services failed because conflicting options were supplied for database.

Action: Retry by specifying only one of the parameters.

PRCD-01348: failed to stop services of database {0} configured on the pluggable database {1}

Cause: An attempt to stop the intended services for the specified database failed.

Action: Review the accompanying error messages for details about the failure. Retry after resolving those issues.

PRCD-01349: failed to get the status of draining the services {0} of database {1}

Cause: An attempt to find the status of service draining failed. Accompanying error messages provide detailed failure information.

Action: Examine the accompanying error messages, address issues reported and retry.

PRCD-01350: invalid result obtained from database agent after the completion of drain action

Cause: An attempt to check the status of service draining completed improperly. The result obtained from the database agent was invalid.

Action: Contact Oracle Support Services.

PRCD-01351: failed to modify Oracle home of the database {0} as user 'root'

Cause: An attempt to modify the Oracle home of the indicated database was rejected because the attempting user was 'root'.

Action: Retry as a different user or specify a non-root user explicitly.

PRCD-01352: Session disconnect is not supported for Oracle home {0} of version {1}.

Cause: The requested operation was rejected because it specified the '-disconnect' option, which is supported for Oracle homes of version 11.2 and higher.

Action: Retry the command without the '-disconnect' option.

PRCD-01353: Resource draining is not supported for Oracle home {0} of version {1}.

Cause: The requested operation was rejected because it specified the '-drain_timeout' option. The '-drain_timeout' option is supported for Oracle homes of version 12.2 and higher.

Action: Retry the command without the '-drain_timeout' option.

PRCD-01354: Databases "{0}" have already been moved to Oracle home {1} on nodes "{2}".

Cause: An attempt to move the indicated databases failed because they had already moved to the indicated destination Oracle home on the indicated nodes.

Action: None

PRCD-01355: failed to start some or all of services: "{0}"

Cause: An attempt to start one or more of the indicated services has failed.

Action: Review the accompanying error messages for details about the failure. Retry after resolving those issues.

PRCD-01356: failed to stop some or all of services: "{0}"

Cause: An attempt to stop one or more of the indicated services has failed.

Action: Review the accompanying error messages for details about the failure. Retry after resolving those issues.

PRCD-01357: failed to relocate some or all of services: "{0}"

Cause: An attempt to relocate one or more of the indicated services has failed.

Action: Review the accompanying error messages for details about the failure. Retry after resolving those issues.

PRCD-01358: Drain in progress on node {0} for services {1}. {2} sessions yet to be drained.

Cause: Status message

Action: None

PRCD-01359: drain complete on node {0} for services {1}

Cause: Status message

Action: None

PRCD-01360: failed to activate the generation of monitoring data for database {0}

Cause: An attempt to start the generation of monitoring data failed. Accompanying error messages provide detailed failure information.

Action: Examine the accompanying error messages, address issues reported and retry.

PRCD-01361: failed to deactivate the generation of monitoring data for database {0}

Cause: An attempt to stop the generation of monitoring data failed. Accompanying error messages provide detailed failure information.

Action: Examine the accompanying error messages, address issues reported and retry.

PRCD-01362: invalid value {0} for TAF FAILOVER_RESTORE parameter

Cause: The Transparent Application Failover (TAF) FAILOVER_RESTORE parameter value supplied was not valid.

Action: Supply a valid parameter value like NONE or LEVEL1.

PRCD-01363: failed to determine if resource "{0}" is CSS critical

Cause: An attempt to retrieve the value of the CSS_CRITICAL resource attribute failed.

Action: Review the accompanying error messages for details about the failure. Retry the operation after resolving those issues.

PRCD-01364: invalid attempt to define policy-managed database "{0}" as CSS critical

Cause: An attempt to set or unset the CSS_CRITICAL attribute for the indicated database was rejected because it was a policy-managed database.

Action: None

PRCD-01365: failed to define resource "{0}" as CSS critical

Cause: An attempt to change the value of the CSS_CRITICAL attribute of the indicated resource failed.

Action: Review the accompanying error messages for details about the failure. Retry the operation after resolving those issues.

PRCD-01366: invalid attempt to define service "{0}" that belongs to policy-managed database "{1}" as CSS critical

Cause: An attempt to change the value of the CSS_CRITICAL attribute of the indicated service was rejected because it was configured on a policy-managed database.

Action: None

PRCD-01367: failed to stop all services running on nodes: "{0}"

Cause: An attempt to stop all services running on the indicated nodes failed.

Action: Review the accompanying error messages for details about the failure. Retry after resolving those issues.

PRCD-01368: failed to stop all database instances running on nodes: "{0}"

Cause: An attempt to stop some or all database instances running on the indicated nodes failed.

Action: Review the accompanying error messages for details about the failure. Retry after resolving those issues.

PRCD-01371: Service "{0}" belongs to single-instance database "{1}".

Cause: An attempt to relocate the indicated service was rejected because it belongs to a single-instance database.

Action: None

PRCD-01372: Service "{0}" is already running on all servers on which it is configured to run.

Cause: An attempt to relocate the indicated service was rejected because all possible servers are occupied by the resource.

Action: None

PRCD-01373: failed to start database instances on nodes: "{0}"

Cause: An attempt to start database instances on the indicated nodes failed.

Action: Review the accompanying error messages for details about the failure. Retry after resolving those issues.

PRCD-01374: failed to get the status of draining services "{0}"

Cause: An attempt to find the status of draining services failed. Accompanying error messages provide detailed failure information.

Action: Examine the accompanying error messages, address issues reported, and retry.

PRCD-01375: failed to stop all instances of databases "{0}" running on nodes "{1}"

Cause: An attempt to stop all instances of the indicated databases on the indicated nodes failed.

Action: Review the accompanying error messages for details about the failure. Retry after resolving those issues.

PRCD-01376: failed to stop all instances of databases "{0}"

Cause: An attempt to stop all instances of the indicated databases failed.

Action: Review the accompanying error messages for details about the failure. Retry after resolving those issues.

PRCD-01377: failed to stop services "{0}" on nodes "{1}"

Cause: An attempt to stop the indicated services on the indicated nodes failed.

Action: Review the accompanying error messages for details about the failure. Retry after resolving those issues.

PRCD-01378: failed to stop services of databases "{0}" on nodes "{1}"

Cause: An attempt to stop services of the indicated databases on the indicated nodes failed.

Action: Review the accompanying error messages for details about the failure. Retry after resolving those issues.

PRCD-01379: failed to stop services of databases "{0}"

Cause: An attempt to stop services of the indicated databases failed.

Action: Review the accompanying error messages for details about the failure. Retry after resolving those issues.

PRCD-01380: failed to relocate services of all databases from nodes: "{0}"

Cause: An attempt to relocate all services running on the indicated nodes failed.

Action: Review the accompanying error messages for details about the failure. Retry after resolving those issues.

PRCD-01381: failed to relocate services "{0}" from nodes "{1}"

Cause: An attempt to relocate the indicated services from the indicated nodes failed.

Action: Review the accompanying error messages for details about the failure. Retry after resolving those issues.

PRCD-01382: failed to relocate services of databases "{0}" from nodes "{1}"

Cause: An attempt to relocate services of the indicated databases from the indicated nodes failed.

Action: Review the accompanying error messages for details about the failure. Retry after resolving those issues.

PRCD-01383: failed to relocate services of databases "{0}"

Cause: An attempt to relocate services of the indicated databases failed.

Action: Review the accompanying error messages for details about the failure. Retry after resolving those issues.

PRCD-01384: failed to start services of all databases on nodes: "{0}"

Cause: An attempt to start services of all databases on the indicated nodes failed.

Action: Review the accompanying error messages for details about the failure. Retry after resolving those issues.

PRCD-01385: failed to start services "{0}" on nodes "{1}"

Cause: An attempt to start the indicated services on the indicated nodes failed.

Action: Review the accompanying error messages for details about the failure. Retry after resolving those issues.

PRCD-01386: failed to start services of databases "{0}" on nodes "{1}"

Cause: An attempt to start services of the indicated databases on the indicated nodes failed.

Action: Review the accompanying error messages for details about the failure. Retry after resolving those issues.

PRCD-01387: failed to start services of databases "{0}"

Cause: An attempt to start services of the indicated databases failed.

Action: Review the accompanying error messages for details about the failure. Retry after resolving those issues.

PRCD-01388: failed to start instances of databases "{0}" on nodes "{1}"

Cause: An attempt to start instances of the indicated databases on the indicated nodes failed.

Action: Review the accompanying error messages for details about the failure. Retry after resolving those issues.

PRCD-01389: failed to start all instances of databases "{0}"

Cause: An attempt to start instances of the indicated databases failed.

Action: Review the accompanying error messages for details about the failure. Retry after resolving those issues.

PRCD-01390: Query action for Java service connections failed for service {0} of database {1}. \n{2}

Cause: An attempt to check whether the indicated service had connected Java sessions failed. The appended messages provide additional detail.

Action: Examine the accompanying error messages for details, resolve reported issues and retry the operation.

PRCD-01391: failed to run Java service query action on service {0}

Cause: An attempt to run the Java service query action to check whether the indicated service had connected Java sessions resulted in an unexpected error.

Action: Examine the accompanying error messages for details, resolve reported issues and retry the operation.

PRCD-01392: invalid result obtained from the database agent after the completion of action "{0}"

Cause: An internal error occurred.

Action: Contact Oracle Support Services.

PRCD-01394: Operation on parallel query services "{0}" rejected.

Cause: An attempt was made to operate on database services using their parallel query helper service names instead of their primary service names.

Action: Retry the operation using the primary service names.

PRCD-01395: Services {0} do not exist.

Cause: An attempt to query services specified one or more that were not defined for

Action: Specify services that are defined for the database, or create the service if appropriate.

PRCD-01396: invalid drain timeout value {0} specified with TRANSACTIONAL stop option during the service resource operation

Cause: An attempt to add, modify or stop the service was rejected because the TRANSACTIONAL stop option mandates drain timeout to be a positive integer.

Action: Modify the drain timeout to a positive integer and retry the request or specify a different stop option.

PRCD-01397: failed to retrieve the CPU count for resource "{0}"

Cause: An attempt to retrieve the value of the WORKLOAD_CPU resource attribute failed.

Action: Review the accompanying error messages for details about the failure. Retry the operation after resolving those issues.

PRCD-01398: failed to set the CPU count for resource "{0}"

Cause: An attempt to change the value of the WORKLOAD_CPU attribute of the indicated resource failed.

Action: Review the accompanying error messages for details about the failure. Retry the operation after resolving those issues.

PRCD-01399: failed to retrieve the percentage indicating the maximum utilization of workload CPUs for resource "{0}"

Cause: An attempt to retrieve the value of the WORKLOAD_CPU_CAP resource attribute failed.

Action: Review the accompanying error messages for details about the failure. Retry the operation after resolving those issues.

PRCD-01400: failed to set the percentage indicating the maximum utilization of workload CPUs for resource "{0}"

Cause: An attempt to change the value of the WORKLOAD_CPU_CAP attribute of the indicated resource failed.

Action: Review the accompanying error messages for details about the failure. Retry the operation after resolving those issues.

PRCD-01401: failed to retrieve the target memory size for resource "{0}"

Cause: An attempt to retrieve the value of the WORKLOAD_MEMORY_TARGET resource attribute failed.

Action: Review the accompanying error messages for details about the failure. Retry the operation after resolving those issues.

PRCD-01402: failed to set the target memory size for resource "{0}"

Cause: An attempt to change the value of the WORKLOAD_MEMORY_TARGET attribute of the indicated resource failed.

Action: Review the accompanying error messages for details about the failure. Retry the operation after resolving those issues.

PRCD-01403: failed to retrieve the maximum memory size for resource "{0}"

Cause: An attempt to retrieve the value of the WORKLOAD_MEMORY_MAX resource attribute failed.

Action: Review the accompanying error messages for details about the failure. Retry the operation after resolving those issues.

PRCD-01404: failed to set the maximum memory size for resource "{0}"

Cause: An attempt to change the value of the WORKLOAD_MEMORY_MAX attribute of the indicated resource failed.

Action: Review the accompanying error messages for details about the failure. Retry the operation after resolving those issues.

PRCD-01405: Disabling session replay is not supported for Oracle home {0} of version {1}.

Cause: The requested operation was rejected because it specified the '-noreplay' option, which is supported for Oracle homes of version 12.1.0.1 and higher.

Action: Retry the command without the '-noreplay' option.

PRCD-01406: failed to retrieve the reader farm server pools for database {0}

Cause: An attempt to retrieve the reader farm server pools of the specified database failed.

Action: Examine the accompanying error messages for details.

PRCD-01407: failed to set the reader farm pools for database {0}

Cause: An attempt to set the reader farm pools for the specified database failed.

Action: Examine the accompanying error messages for details.

PRCD-01408: failed to retrieve the default network number for database services of database "{0}"

Cause: An attempt to retrieve the value of the default network number for creating database services failed.

Action: Review the accompanying error messages for details about the failure. Retry the operation after resolving those issues.

PRCD-01409: failed to set the default network number for database services of database "{0}"

Cause: An attempt to update the value of the default network number for creating database services failed.

Action: Review the accompanying error messages for details about the failure. Retry the operation after resolving those issues.

PRCD-01410: invalid 'cpucount' option value "{0}"

Cause: An attempt to update the CPU count was rejected because the requested value (as displayed) was not greater than zero.

Action: Retry the request specifying a value greater than zero for the 'cpucount' option.

PRCD-01411: failed to enable some or all of services: "{0}"

Cause: An attempt to enable one or more of the indicated services failed.

Action: Review the accompanying error messages for details about the failure. Retry after resolving those issues.

PRCD-01412: failed to enable services of all databases on nodes "{0}"

Cause: An attempt to enable services of all databases on the indicated nodes failed.

Action: Review the accompanying error messages for details about the failure. Retry after resolving those issues.

PRCD-01413: failed to enable services "{0}" on nodes "{1}"

Cause: An attempt to enable the indicated services on the indicated nodes failed.

Action: Review the accompanying error messages for details about the failure. Retry after resolving those issues.

PRCD-01414: failed to enable services of databases "{0}" on nodes "{1}"

Cause: An attempt to enable services of the indicated databases on the indicated nodes failed.

Action: Review the accompanying error messages for details about the failure. Retry after resolving those issues.

PRCD-01415: failed to enable services of databases "{0}"

Cause: An attempt to enable services of the indicated databases failed.

Action: Review the accompanying error messages for details about the failure. Retry after resolving those issues.

PRCD-01416: failed to disable some or all of services: "{0}"

Cause: An attempt to disable one or more of the indicated services failed.

Action: Review the accompanying error messages for details about the failure. Retry after resolving those issues.

PRCD-01417: failed to disable services of all databases on nodes "{0}"

Cause: An attempt to disable services of all databases on the indicated nodes failed.

Action: Review the accompanying error messages for details about the failure. Retry after resolving those issues.

PRCD-01418: failed to disable services "{0}" on nodes "{1}"

Cause: An attempt to disable the indicated services on the indicated nodes failed.

Action: Review the accompanying error messages for details about the failure. Retry after resolving those issues.

PRCD-01419: failed to disable services of databases "{0}" on nodes "{1}"

Cause: An attempt to disable services of the indicated databases on the indicated nodes failed.

Action: Review the accompanying error messages for details about the failure. Retry after resolving those issues.

PRCD-01420: failed to disable services of databases "{0}"

Cause: An attempt to disable services of the indicated databases failed.

Action: Review the accompanying error messages for details about the failure. Retry after resolving those issues.

PRCD-01421: failed to perform out-of-place patching for database "{0}" that has services with Java sessions

Cause: An attempt to perform out-of-place patching for the indicated database, which has services with Java sessions, in a rolling fashion failed. The accompanying error messages provide detailed failure information.

Action: Review the accompanying error messages for details about the failure. Retry after resolving those issues.

PRCD-01428: Instance name {0} is already associated with node {1} for Oracle RAC One Node database {2}.

Cause: An attempt to associate the specified instance name to a node was rejected because the specified instance name was already associated with the indicated node.

Action: Retry, specifying a different instance name, or after unsetting the current association using the command 'srvctl modify instance'.

PRCD-01429: failure to get the PDB name for resource {0}


Cause: An attempt to determine the pluggable database (PDB) name for the cluster resource failed.

Action: Ensure that the resource you are querying has been configured. Review the accompanying error messages for details about the failure.

PRCD-01430: failure to get the PDB service name for resource {0}

Cause: An attempt to determine the pluggable database (PDB) service name for the cluster resource failed.

Action: Ensure that the resource you are querying has been configured. Review the accompanying error messages for details about the failure.



PRCF-01001 to PRCF-02077

PRCF-01001: The directory "{0}" does not exist

Cause: A directory that did not exist was chosen for the top-level directory of the directory map.

Action: Retry the transfer. If the problem still exists, contact Oracle Support Services.

PRCF-01002: Source directory "{0}" is not a directory

Cause: An existing file which was not a directory was provided as top-level directory.

Action: Retry the transfer. If the problem still exists, contact Oracle Support Services.

PRCF-01003: The file "{0}" does not exist

Cause: The file was not found in the file system.

Action: Make sure that the file exists in the file system.

PRCF-01004: The link destination "{0}" does not exist

Cause: The link destination was not found in the file system.

Action: Retry the transfer. If the problem still exists, contact Oracle Support Services.

PRCF-01005: "{0}" conflicts with the exclude-list

Cause: The pathname (directory, file or symbolic link pathname) to add to the directory map could not be added as it conflicted with the exclude list.

Action: Retry the transfer. If the problem still exists, contact Oracle Support Services.

PRCF-01006: The directory "{0}" exists already in the directory map

Cause: The directory existed already in the directory map.

Action: No action. This is just to let the user know that no action is taken as the task is already complete.

PRCF-01007: The file "{0}" exists already in the directory map

Cause: The file existed already in the directory map.

Action: No action. This is just to let the user know that no action is taken as the task is already complete.

PRCF-01008: The link "{0}" exists already in the directory map

Cause: The link existed already in the directory map.

Action: No action. This is just to let the user know that no action is taken as the task is already complete.

PRCF-01009: The parent of "{0}" does not exist

Cause: The parent directory of the content (directory, file or symbolic link) that was being processed did not exist.

Action: Retry the transfer. If the problem still exists, contact Oracle Support Services.

PRCF-01010: "{0}" is not a directory

Cause: The indicated object was expected to be a directory, but it was not.

Action: Retry the transfer. If the problem still exists, contact Oracle Support Services.

PRCF-01011: Cannot remove "{0}" as the directory map does not contain it

Cause: The content (i.e., directory, file or symbolic link) could not be removed from the directory map as it did not exist there.

Action: No action. This is just to let the user know that no action is taken as the task is already complete.

PRCF-01012: The following contents (directories, files or symbolic links) cannot be included to to the list of contents to add to the directory map: {0}

Cause: The contents that could not be included to the add-list were those which conflicted with the exclude-list (see the accompanying PRCF-1005 message).

Action: No action. This is just to let the user know about the conflicts with the exclude-list.

PRCF-01013: The directory map has no entry

Cause: The user tried to acquire information about an empty directory map.

Action: Retry the transfer. If the problem still exists, contact Oracle Support Services.

PRCF-01014: Cannot add "{0}" as there is no directory map

Cause: The user tried to add a content (i.e., directory, file or symbolic link) to an empty directory map. This operation is allowed only if there is a directory map.

Action: Retry the transfer. If the problem still exists, contact Oracle Support Services.

PRCF-01015: Cannot add "{0}" to the directory map as "{0}" does not exist

Cause: The content to add to the directory map was not found in the file system.

Action: Retry the transfer. If the problem still exists, contact Oracle Support Services.

PRCF-01016: Cannot remove "{0}" as there is no directory map

Cause: The user tried to remove a content (i.e., directory, file or symbolic link) from an empty directory map. This operation is allowed only if there is a directory map.

Action: Retry the transfer. If the problem still exists, contact Oracle Support Services.

PRCF-01017: Cannot remove "{0}" from the directory map as "{0}" does not exist

Cause: The content to remove from the directory map was not found in the file system.

Action: Retry the transfer. If the problem still exists, contact Oracle Support Services.

PRCF-01018: Exception encountered. Details: {0}

Cause: An unexpected error condition was detected during reading the exclude-list or include-list file.

Action: Retry the transfer. If the problem still exists, contact Oracle Support Services.

PRCF-01019: The API supports only Unix OS

Cause: The user was running on Windows OS.

Action: Make sure that the OS is Unix or Linux.

PRCF-01020: "{0}" is not a file

Cause: The content that was expected to be a file which turned out not to be a file.

Action: Retry the transfer. If the problem still exists, contact Oracle Support Services.

PRCF-01021: "{0}" is not a valid pathname

Cause: The content that was expected to be a valid pathname which turned out to be an invalid one.

Action: Retry the transfer. If the problem still exists, contact Oracle Support Services.

PRCF-01022: "{0}" does not exist

Cause: The specified pathname does not exist in the file system.

Action: Make sure that the pathname exists in the file system.

PRCF-01023: Symbolic link "{0}" points to "{1}" which does not exist

Cause: An existing symbolic link that resolves to a pathname that does not exist.

Action: Retry the transfer. If the problem still exists, contact Oracle Support Services.

PRCF-01024: Symbolic link "{0}" points to "{1}" which is is not a directory

Cause: An existing symbolic link that resolves to a non-directory pathname was provided as top-level directory.

Action: Retry the transfer. If the problem still exists, contact Oracle Support Services.

PRCF-01025: Error while trying to open file "{0}" for reading. Details: {1}

Cause: An I/O error occurred while trying to open the file for reading.

Action: Make sure that the file exists, is a regular file rather than a directory and that the user has read permissions on the file. Also, look at the accompanying error messages for additional details.

PRCF-01026: Error while reading file "{0}". Details: {1}

Cause: An I/O error occurred while reading or closing the file.

Action: Look at the accompanying error messages for additional details.

PRCF-01027: Error while trying to create file "{0}" for writing. Details: {1}

Cause: An I/O error occurred while trying to create the file for writing.

Action: Make sure that if the file exists it is a regular file rather than a directory, if it does not exist it can be created and that the user has write permissions on the file. Also, look at the accompanying error messages for additional details.

PRCF-01028: Error while writing file "{0}". Details: {1}

Cause: An I/O error occurred while writing or closing the file.

Action: Look at the accompanying error messages for additional details.

PRCF-01029: Cannot create directory "{0}"

Cause: An error occurred while trying to create the directory.

Action: Ensure that the user has write permissions on the parent directories in the directory path.

PRCF-01030: Input argument "{0}" value is not valid.

Cause: This is an internal error. The value for the specified parameter was null.

Action: Contact Oracle Support Services.

PRCF-01031: Input array element "{0}" is not valid.

Cause: This is an internal error. The value for the specified array element was null.

Action: Contact Oracle Support Services.

PRCF-01032: Input list element "{0}" is not valid.

Cause: This is an internal error. The value for the specified list element was null.

Action: Contact Oracle Support Services.

PRCF-01033: The node "{0}" is duplicated in the input list.

Cause: A node name appeared more than once in the input list.

Action: Ensure that each node name is specified once.

PRCF-02001: Connection to host/IP address: {0} -- port: {1} refused

Cause: Could not establish connection to the provided host/IP address using the port number reported.

Action: Retry the transfer. If the problem still exists, contact Oracle Support Services.

PRCF-02002: Connection to node "{0}" is lost

Cause: The connection to the remote node with the specific node ID was lost.

Action: Verify that the remote node (which acts as server) is still up and running. Then do the same for the local node (which acts as client).

PRCF-02003: Expected "{0}" but received "{1}"

Cause: The command was not executed successfully. The local node received a reply from the remote node that was different from the expected one.

Action: No action. The program should take care of it (i.e., catch the exception and handle it).

PRCF-02004: Problem encountered while saving the directory listing to file "{0}".

Details : {1}

Cause: While trying to save the directory listing to a file, the operation could not be completed successfully.

Action: If you can correct the problem indicated in the accompanying details, do so and then retry the request. Otherwise, contact Oracle Support Services.

PRCF-02005: File transfer cannot proceed because the remote node names do not match the remote node ports

Cause: An internal error caused a mismatch between the number of remote nodes and the number of remote node ports.

Action: Retry the transfer. If the problem still exists, contact Oracle Support Services.

PRCF-02006: File transfer cannot proceed because the list of remote nodes is empty

Cause: An empty list of remote nodes was passed as argument.

Action: Retry the transfer. If the problem still exists, contact Oracle Support Services.

PRCF-02007: Invalid selection for the remote node port. "{0}" is not an integer number as expected.

Cause: The port number for the remote node was either not a number at all or not an integer number.

Action: Retry the transfer. If the problem still exists, contact Oracle Support Services.

PRCF-02008: The remote node port number "{0}" is out of the expected range [1, 65535]

Cause: The port number for the remote node was indeed an integer number but either less than 1 or greater than 65535.

Action: Retry the transfer. If the problem still exists, contact Oracle Support Services.

PRCF-02009: Cannot proceed with the file transfer. There has to be at least one remote node to send the installer files!

Cause: The user either provided an empty list of remote nodes or each remote node of the list had invalid format.

Action: Make sure that the list of remote nodes is not empty and the remote nodes have valid format.

PRCF-02010: All connections to the remote nodes got refused. Cannot proceed with the file transfer. There has to be at least one remote node to send the installer files!

Cause: All the attempts to connect to the remote nodes that had valid format failed.

Action: Retry the transfer. If the problem still exists, contact Oracle Support Services.

PRCF-02011: The file "{0}" cannot be read successfully

Cause: The file existed in the file system but could not be read successfully.

Action: Make sure that the file is not corrupted. To verify that try to open the file manually and read its contents.

PRCF-02012: The top-level directory "{0}" does not exist

Cause: The top-level directory was not found in the file system.

Action: Make sure that the top-level directory exists in the file system.

PRCF-02013: Cannot find the CRS Home

Cause: The CRS Home did not exist or 'oui' was not a directory under the CRS Home.

Action: Make sure that 'oui' is a directory under the CRS Home. Refer to your platform-specific documentation for information about locating the Oracle software inventory.

PRCF-02014: Executing command "{0}" on "{1}" failed on node "{2}".\n{3}

Cause: The command ('mkdir', 'mkfile', 'mklink' or 'wrfile') failed while executing on the remote node.

Action: Try to fix the problem based on the error message. If the problem still exists, contact Oracle Support Services.

PRCF-02015: One or more commands were not executed successfully on one or more nodes

Cause: At least one of the commands 'mkdir', 'mkfile', 'mklink' or 'wrfile' failed while executing on one or more remote nodes.

Action: Retry the transfer. If the problem still exists, contact Oracle Support Services.

PRCF-02016: Required binary file "{0}" not found

Cause: The binary file was not found under the expected location.

Action: Contact Oracle Support Services.

PRCF-02017: Node "{0}": The transfer binary was not executed successfully as it returned a wrong port number

Cause: Misbehavior of the transfer binary on the provided node.

Action: Retry the transfer. If the problem still exists, contact Oracle Support Services.

PRCF-02018: Node "{0}": The transfer binary was not executed successfully

Cause: Unsuccessful execution of the transfer binary.

Action: Retry the transfer. If the problem still exists, contact Oracle Support Services.

PRCF-02019: Cannot retrieve the name for the local node

Cause: No IP address for the local host could be found.

Action: Use the ping command manually to check whether you get a reply from the host or not.

PRCF-02020: Cannot retrieve the host for node "{0}"

Cause: No IP address for the node host could be found.

Action: Use the ping command manually to check whether you get a reply from the host or not.

PRCF-02021: There is a mismatch between the number of node names ({0}) and the number of node destination directories ({1})

Cause: An internal error caused a mismatch between the number of remote nodes and the number of remote destination directories.

Action: Retry the transfer. If the problem still exists, contact Oracle Support Services.

PRCF-02022: The file "{0}" became smaller while being transferred

Cause: The indicated source file was smaller following the transfer than when it was initiated. As a result, the resulting file includes contents no longer present in the source.

Action: None

PRCF-02023: The following contents cannot be transferred as they are non-readable. \nDirectories:\n {0} \nFiles:\n {1}

Cause: The file permissions for the listed contents did not allow the requested operation.

Action: Ensure that the user has read permissions on the specified files and directories.

PRCF-02024: The directory "{0}" is not transferred as it is non-readable

Cause: The file permissions of the listed directory did not allow the requested operation.

Action: None

PRCF-02025: Internal error: {0}

Cause: An internal error occurred. The included value is an internal identifier.

Action: Contact Oracle Support Services.

PRCF-02026: File name is too long: {0}

Cause: An internal error occurred.

Action: Ensure that the copy doesn't result in pathnames that are too long, by making sure that the destination directory name is not too long.

PRCF-02027: Link path is too long: {0}

Cause: An internal error occurred.

Action: Ensure that the copy doesn't result in pathnames that are too long, by making sure that the destination directory name is not too long.

PRCF-02028: Failed to get system information for {0}: {1}

Cause: An attempt to get system information failed

Action: Make sure that the specified file, directory or symbolic link exists. To verify that execute 'ls -l *file*' manually.

PRCF-02029: The transfer operation completed with partial failures.

Cause: The operation failed to transfer all of the contents to one or more nodes.

Action: Look at the accompanying error messages for details.

PRCF-02030: The source and destination directories ({0}) on node {1} are the same.

Cause: The source and destination directory on the node where Java is installed were the same.

Action: Ensure that the destination directory is different than the source directory.

PRCF-02031: Parallel transfer workload distribution error.

Cause: An error occurred while distributing the transfer workload to multiple threads.

Action: Look at the accompanying error messages for details.

PRCF-02035: The copy operation failed on the following nodes: {0}.

Cause: The copy operation failed to copy the file or directory to the remote nodes due to an error in the supplied credentials for the remote node connection or because the user did not have sufficient privileges.

Action: Correct the user credentials for the remote node connection and retry the copy operation.

PRCF-02036: The copy operation failed.

Cause: The copy operation failed to copy the file or directory to the remote nodes.

Action: Examine the accompanying error messages for details.

PRCF-02040: Error while opening socket. Details:\n{0}

Cause: An I/O error occurred while opening the socket.

Action: Examine the accompanying error message for additional details.

PRCF-02041: The transfer failed for all nodes. Details:\n{0}

Cause: All nodes failed to receive the data due to critical errors.

Action: Examine the accompanying error message for additional details.

PRCF-02042: invalid command line syntax, correct syntax:"{0}"

Cause: An attempt to execute a command was rejected because the command syntax was invalid.

Action: Examine the usage provided for this command and use the correct syntax.

PRCF-02043: failed to allocate memory.

Cause: The attempted operation was unable to complete because insufficient system memory was available.

Action: Correct the system memory resources problem and retry.

PRCF-02044: Failed to parse node plan details. Internal error occurred: {0}

Cause: An internal error occurred. The value displayed is an internal identifier.

Action: Contact Oracle Support Services.

PRCF-02045: Error while binding socket for node "{0}" and port {1}. OS error string: {2}

Cause: The requested operation could not be completed because an I/O error occurred while attempting to bind the socket to establish the necessary communication channel.

Action: Examine the accompanying error message for additional details, address issues reported, and retry.

PRCF-02046: Listen socket could not be created for node "{0}" and port {1}. OS error string: {0}

Cause: The requested operation could not be completed because an I/O error occurred while attempting to perform a 'listen' the socket to establish the necessary communication channel.

Action: Examine the accompanying error message for additional details, address issues reported, and retry.

PRCF-02047: Failed to accept socket connection. OS error string: {0}

Cause: The requested operation could not be completed because an I/O error occurred while attempting to accept the socket connection to establish the necessary communication channel.

Action: Examine the accompanying error message for additional details, address issues reported, and retry.

PRCF-02048: Invalid command identified. Details: {0}

Cause: An internal error occurred. The included value is an internal identifier.

Action: Contact Oracle Support Services.

PRCF-02049: Error while trying to create directory "{0}" on node {1}. Details: {2}

Cause: The requested operation could not be completed because an error occurred while attempting to create the indicated destination directory. Either there was already a file or symbolic link with the indicated path that was not a directory, or the directory could not be created. Specific failure data is displayed following the message.

Action: If the destination path exists, make sure it is a writable directory rather than a regular file or symbolic link. Otherwise, make sure the user has permissions to create the desired directory. Examine the additional details provided, address issues reported, and retry.

PRCF-02050: Error while trying to modify permissions for "{0}" on node {1}. Details: {2}

Cause: The requested operation could not be completed because an error occurred while trying to modify permissions.

Action: Make sure that user has appropriate permissions to modify the directory or regular file or symbolic link, Also, examine the accompanying error messages for additional details, address issues reported, and retry.

PRCF-02051: Failed to create link from source path "{0}" to destination path "{1}" on node {2}. Details: {3}

Cause: The requested operation could not be completed because an error occurred while trying to create a link from the indicated source path to the indicated destination.

Action: Examine the accompanying error messages for additional details, address issues reported, and retry.

PRCF-02052: Failed to unlink path "{0}" on node {1}. Details: {2}

Cause: The requested operation could not be completed because an error occurred while trying to unlink the indicated path.

Action: Examine the accompanying error messages for additional details, address issues reported, and retry.

PRCF-02053: Failed to read data from socket while writing to file "{0}" on node {1}. Details: {2}

Cause: The requested operation could not be completed because an error occurred while reading data from the socket.

Action: Examine the accompanying error message for additional details, address issues reported, and retry.

PRCF-02054: The source file "{0}" became larger during the transfer.

Cause: The indicated source file continued to grow after the transfer was initiated. Because the transfer size was determined at the start of the operation, the resulting file was not a complete copy of the source.

Action: None

PRCF-02055: The transferred binary was not executed successfully on node: "{0}". Details: {1}

Cause: The requested operation could not be completed because an error occurred while executing the transferred binary on the indicated node. Specific failure data is displayed following the message.

Action: Examine the accompanying error message for additional details, address issues reported, and retry. If the problem persists, contact Oracle Support Services.

PRCF-02056: The copy operation failed on node: "{0}". Details:\n{1}

Cause: The requested operation could not be completed because an error occurred while copying the file or directory to the indicated node. Either the user did not have credentials for connecting to the node or the user did not have sufficient privileges. Specific failure data is displayed following the message.

Action: Examine the accompanying error message for additional details, address issues reported, and retry. If the problem persists, contact Oracle Support Services.

PRCF-02057: failed to copy file "{0}" to "{1}"

Cause: An error occurred while copying the file from the specified path to the indicated destination path.

Action: Make sure that the source path exists and that the file has read access permissions and that the target directory has write access permissions. If the problem persists, contact Oracle Support Services.

PRCF-02058: Timeout occurred while executing transferred binary on node: "{0}". Details: {1}

Cause: The requested operation could not be completed within the time limit while executing the transferred binary on the indicated node. Specific failure data is displayed following the message.

Action: Examine the accompanying error message for additional details, address issues reported, and retry. If the problem persists, contact Oracle Support Services.

PRCF-02059: Timeout occurred during copy operation on node: "{0}". Details: {1}

Cause: The requested operation could not be completed within the time limit. Specific failure data is displayed following the message.

Action: Examine the accompanying error message for additional details, address issues reported, and retry. If the problem persists, contact Oracle Support Services.

PRCF-02060: Error executing the transfer binary. Details: {0}

Cause: An error occurred while executing the transfer binary. Specific failure data is displayed following the message.

Action: Examine the accompanying error message for additional details, address issues reported, and retry. If the problem persists, contact Oracle Support Services.

PRCF-02061: Invalid request for user authenticated transfer to multiple nodes.

Cause: A user authenticated transfer was attempted between the local and more than one remote node.

Action: Retry the transfer after establishing passwordless communication or use a single remote node.

PRCF-02062: remote command execution error on node "{0}":\n{1}

Cause: A user authenticated remote execution attempt failed.

Action: Examine the accompanying error messages for details.

PRCF-02063: Connection to node "{0}" was lost while receiving data.

Cause: An attempted file transfer operation failed because the connection to the indicated remote node was lost.

Action: Verify that the remote node (which acts as server) is still up and running.

PRCF-02064: Connection to node "{0}" was lost while sending data.

Cause: An attempted file transfer operation failed because the connection to the indicated remote node was lost.

Action: Verify that the remote node (which acts as server) is still up and running. Then do the same for the local node (which acts as client) and retry the file transfer operation.

PRCF-02065: Error sending command "{0}". Details:\n{1}

Cause: An attempted file transfer operation failed because an error occurred while sending the indicated command.

Action: Examine the accompanying error message for additional details, address the issues raised and retry the command.

PRCF-02066: Error sending file "{0}". Details:\n{1}

Cause: An attempted file transfer operation failed because an error occurred while sending the indicated file.

Action: Examine the accompanying error message for additional details, address the issues raised and retry the command.

PRCF-02067: Reply mismatch: Expected "{0}", but received "{1}" from node "{2}"

Cause: An attempted file transfer operation failed because an error occurred on the indicated node while creating a directory or symbolic links or writing to a file.

Action: Examine the accompanying error message for additional details, address the issues raised and retry the command.

PRCF-02071: The command "{0}" failed on the following nodes: {1}.

Cause: An attempt to run the specified command failed on the indicated nodes.

Action: Examine the accompanying error message for additional details, address the issues raised and retry the command.

PRCF-02072: The command "{0}" failed.

Cause: An attempt to run the specified command failed.

Action: Examine the accompanying error messages for additional details, address the issues raised and retry the command.

PRCF-02073: Invoking copy method failed. Details:\n{0}

Cause: An attempt to invoke the copy method failed.

Action: Ensure that the remote node is up and retry the command.

PRCF-02074: failed to copy file {0} to remote nodes {1}

Cause: An attempt to copy the file failed.

Action: Ensure that the remote nodes are up and retry the command.

PRCF-02075: File transfer error from node {0} to node {1}. Unable to retrieve error details.

Cause: An error occurred during a file transfer between the indicated nodes, but due to an unexpected protocol error, the error details could not be retrieved.

Action: Retry the operation and if the problem persists, contact Oracle Support Services.

PRCF-02076: Copy operation failed on node "{0}" because the connection is lost.

Cause: The copy operation could not be completed because the connection was lost.

Action: Retry the copy after making sure that the node is up and running.

PRCF-02077: Copy operation failed on node "{0}" with the following errors:\n{1}

Cause: The copy operation could not be completed because it encountered the indicated errors.

Action: Examine the accompanying error message for additional details, address the issues raised and retry the command.



PRCG-01000 to PRCG-01277

PRCG-01000: Failed to create Rapid Home Provisioning Server configuration

Cause: An attempt to create configuration for the Rapid Home Provisioning Server failed. Either the request was not issued by an account with administrative access (root, Administrator, etc.) or a problem was detected inside Oracle Clusterware.

Action: Examine the accompanying error messages for details. Ensure that the user is running with administrative access.

PRCG-01001: Failed to create Rapid Home Provisioning Server configuration because there is an existing Rapid Home Provisioning Client configured on the cluster

Cause: An attempt to create configuration for the Rapid Home Provisioning Server failed because there was a Rapid Home Provisioning Client configured on the cluster.

Action: Either configure the Rapid Home Provisioning Server on another cluster or remove the existing Rapid Home Provisioning Client configuration.

PRCG-01002: Failed to find the management database resource

Cause: An attempt to find the management database resource used for the Rapid Home Provisioning Server failed because the clusterware stack encountered errors.

Action: Examine the accompanying error messages for details.

PRCG-01003: Failed to create the Rapid Home Provisioning Client configuration

Cause: An attempt to create the configuration for the Rapid Home Provisioning Client failed. Either the request was not issued by an account with administrative access (root, Administrator, etc.) or a problem was detected inside Oracle Clusterware.

Action: Examine the accompanying error messages for details. Ensure that the user is running with administrative access.

PRCG-01004: Failed to retrieve storage base path attribute for Rapid Home Provisioning Server

Cause: An attempt to retrieve the STORAGE_BASE_PATH attribute of the Rapid Home Provisioning Server failed.

Action: Examine the accompanying error messages for details.

PRCG-01005: Failed to update the storage base path to {0} for Rapid Home Provisioning Server

Cause: An attempt to update the STORAGE_BASE_PATH attribute of the Rapid Home Provisioning Server failed.

Action: Examine the accompanying error messages for details.

PRCG-01006: Failed to retrieve disk group list for Rapid Home Provisioning Server

Cause: An attempt to retrieve the disk groups from the start dependencies of the Rapid Home Provisioning Server failed.

Action: Examine the accompanying error messages for details.

PRCG-01007: Client data file {0} does not exist for Rapid Home Provisioning Client

Cause: An attempt to locate the specified client data file failed.

Action: Make sure that the path and name of the client data file were entered correctly and the absolute path of the client data file exists.

PRCG-01008: Client data file {0} is not a file

Cause: Specified client data file was a directory.

Action: Make sure that to specify the absolute file path of the client data file.

PRCG-01009: Failed to create Rapid Home Provisioning Client because there is an existing Rapid Home Provisioning Server configured on the cluster

Cause: An attempt to create clusterware resource for the Rapid Home Provisioning Client failed because there was a Rapid Home Provisioning Server configured on the cluster.

Action: Either configure the Rapid Home Provisioning Client on another cluster or remove the existing Rapid Home Provisioning Server configuration.

PRCG-01010: Failed to determine whether Oracle ACFS is configured on Rapid Home Provisioning Server

Cause: An attempt to verify that Oracle Automatic Storage Management Cluster File System (Oracle ACFS) was configured on Rapid Home Provisioning Server failed.

Action: Examine the accompanying error messages for details.

PRCG-01011: Failed to determine whether Oracle ACFS is configured on Rapid Home Provisioning Client

Cause: An attempt to verify that Oracle Automatic Storage Management Cluster File System (Oracle ACFS) was configured on Rapid Home Provisioning Client failed.

Action: Examine the accompanying error messages for details.

PRCG-01012: Oracle ACFS is not configured on Rapid Home Provisioning Server

Cause: Oracle Automatic Storage Management Cluster File System (Oracle ACFS) was not configured on Rapid Home Provisioning Server.

Action: Configure Oracle ACFS on Rapid Home Provisioning Server.

PRCG-01013: Oracle ACFS is not configured on Rapid Home Provisioning Client

Cause: Either storage base path or disk group was supplied, but Oracle Automatic Storage Management Cluster File System (Oracle ACFS) was not configured on Rapid Home Provisioning Client.

Action: Either configure ACFS on Rapid Home Provisioning Client or run the command 'srvctl add rhpcient' without the '-storage' and '-diskgroup' options.

PRCG-01014: Failed to retrieve storage base path for Rapid Home Provisioning Client

Cause: An attempt to retrieve the STORAGE_BASE_PATH attribute of the Rapid Home Provisioning Client failed.

Action: Examine the accompanying error messages for details.

PRCG-01015: Failed to update the storage base path to {0} for Rapid Home Provisioning Client

Cause: An attempt to update the storage base path for the Rapid Home Provisioning Client failed.

Action: Examine the accompanying error messages for details.

PRCG-01016: Failed to retrieve disk group list for Rapid Home Provisioning Client

Cause: Failed to retrieve the disk groups from the start dependencies of the Rapid Home Provisioning Client.

Action: Examine the accompanying error messages for details.

PRCG-01017: Failed to check for existence of Rapid Home Provisioning Server

Cause: An attempt to find the Rapid Home Provisioning Server resource failed.

Action: Examine the accompanying error messages for details.

PRCG-01018: Failed to check for existence of Rapid Home Provisioning Client

Cause: An attempt to find the Rapid Home Provisioning Client resource failed.

Action: Examine the accompanying error messages for details.

PRCG-01019: Failed to retrieve database schema for Rapid Home Provisioning Server

Cause: An attempt to retrieve the DB_SCHEMA attribute of the Rapid Home Provisioning Server failed.

Action: Examine the accompanying error messages for details.

PRCG-01020: Invalid option {0} for the Rapid Home Provisioning action

Cause: The option supplied was not a valid option name.

Action: Supply a valid option.

PRCG-01021: Invalid return status {0} for the Rapid Home Provisioning action

Cause: An unexpected return status occurred.

Action: Contact Oracle Support Services.

PRCG-01022: failed to connect to the Rapid Home Provisioning daemon for cluster {0}

Cause: Rapid Home Provisioning Server (RHPS) or Rapid Home Provisioning Client (RHPC) is not running.

Action: Examine the accompanying error messages for details and start RHPS or RHPC.

PRCG-01023: Failed to start Rapid Home Provisioning instance

Cause: An attempt to start the Rapid Home Provisioning instance failed.

Action: Examine the accompanying error messages for details.

PRCG-01024: Failed to destroy Rapid Home Provisioning instance

Cause: An attempt to destroy the Rapid Home Provisioning instance failed.

Action: Examine the accompanying error messages for details.

PRCG-01025: Failed to stop Rapid Home Provisioning instance

Cause: An attempt to stop the Rapid Home Provisioning instance failed.

Action: Examine the accompanying error messages for details.

PRCG-01026: Failed to retrieve the Rapid Home Provisioning version

Cause: An attempt to retrieve the version of the Rapid Home Provisioning instance failed.

Action: Examine the accompanying error messages for details.

PRCG-01027: Invalid command specified: {0}

Cause: The command keyword specified on the command line was not recognized.

Action: Valid commands are add | allow | query | delete | deleteimage | disallow | export | grant | import | insertimage | modify | promote | revoke. Inline help for rhpctl is printed with this error. Check the rhpctl usage printed along with this error and specify a valid command.

PRCG-01028: Invalid object specified: {0}

Cause: The object keyword specified on the command line was not recognized.

Action: Check the rhpctl inline help printed along with the error message and specify a valid object.

PRCG-01029: Invalid value {0} for command-line option -{1}

Cause: An invalid value was specified for the command-line option.

Action: Check the value printed and specify the correct value.

PRCG-01030: Missing mandatory option -{0}

Cause: An option required by the specified command was missing.

Action: Issue 'rhpctl *command object* -help' to display option details for the command and make sure that all the mandatory options are specified.

PRCG-01031: Invalid command-line options for command: {0} and object: {1}. {2} can not be specified with {3}.

Cause: A command was specified with conflicting or incomplete options, some options in one set are missing or the options from both sets were specified.

Action: Check the command-line options entered and make sure that all the options in one set are specified.

PRCG-01032: Command line option {0} must be followed by a value.

Cause: A command-line option that requires a value was specified without one.

Action: Look at the usage and of the command and specify an appropriate value.

PRCG-01033: Invalid command-line option: -{0}

Cause: An invalid command-line option was specified.

Action: Look at the usage of the command and specify the correct option.

PRCG-01034: No option was specified for command : {0} and object: {1} combination. {2} options should be specified.

Cause: Required options were omitted from a command.

Action: Look at the usage of the command and specify required options.

PRCG-01035: Invalid syntax or missing required option: {0} in the specified command.

Cause: A required option was not specified for the command or an invalid combination of options was specified.

Action: Specify required options or check the command-line options entered and make sure that all the options in one set are specified.

PRCG-01037: Failed to update the cluster name of Rapid Home Provisioning Server {0} for Rapid Home Provisioning Client

Cause: An attempt to update the GHS_CLUSTERNAME attribute for the Rapid Home Provisioning Client failed.

Action: Examine the accompanying error messages for details.

PRCG-01038: Failed to retrieve the cluster name of Rapid Home Provisioning Server for Rapid Home Provisioning Client

Cause: An attempt to retrieve the GHS_CLUSTERNAME attribute for the Rapid Home Provisioning Client failed.

Action: Examine the accompanying error messages for details.

PRCG-01039: Failed to update the GNS discovery string {0} for Rapid Home Provisioning Client

Cause: An attempt to update the GNS_DISCOVERY_STRING attribute for the Rapid Home Provisioning Client failed.

Action: Examine the accompanying error messages for details.

PRCG-01040: Failed to retrieve the GNS discovery string for Rapid Home Provisioning Client

Cause: An attempt to retrieve the GNS_DISCOVERY_STRING attribute for the Rapid Home Provisioning Client failed.

Action: Examine the accompanying error messages for details.

PRCG-01041: Invalid internal parameter {0}

Cause: The internal parameter supplied was not a valid parameter.

Action: Contact Oracle Support Services.

PRCG-01043: Failed to modify the listening port of Rapid Home Provisioning Server to {0}

Cause: An attempt to modify the listening port of Rapid Home Provisioning Server failed.

Action: Ensure that the Oracle Clusterware stack is up and that the specified IP port is not in use by another program.

PRCG-01044: Failed to modify the listening port of Rapid Home Provisioning Client to {0}

Cause: An attempt to modify the listening port of Rapid Home Provisioning Client failed.

Action: Ensure that the Oracle Clusterware stack is up and that the specified IP port is not in use by another program.

PRCG-01045: The specified '-toclientdata' path does not exist

Cause: The '-toclientdata *path*' option value was not an existing file system path.

Action: Ensure that the '-toclientdata *path*' option value corresponds to an existing file system path.

PRCG-01046: Missing mandatory options, either -role or -maproles required.

Cause: The command requires exactly one set of mandatory command-line options.

Action: Check the command-line options entered and make sure that all the mandatory options in one set are specified.

PRCG-01047: missing at least one of the mandatory command-line options: {0}

Cause: One or more of the mentioned options were required but not specified for the command.

Action: Review the command-line options and reissue the command specifying the mandatory options.

PRCG-01048: Failed to import client data from file {0} for Rapid Home Provisioning Client

Cause: An attempt to import client data for the Rapid Home Provisioning Client failed.

Action: Examine the accompanying error messages for details.

PRCG-01049: Storage base path "{0}" is not an absolute path

Cause: The storage base path value was not an absolute path.

Action: Specify an absolute path in the '-storage' argument.

PRCG-01050: Rapid Home Provisioning Server is not running.

Cause: The requested operation failed because the Rapid Home Provisioning Server was not started.

Action: Start the Rapid Home Provisioning Server using the command 'srvctl start rhpserver' and retry the operation.

PRCG-01051: Rapid Home Provisioning Client is not running.

Cause: The requested operation failed because the Rapid Home Provisioning Client was not started.

Action: Start the Rapid Home Provisioning Client using the command 'srvctl start rhpclient' and retry the operation.

PRCG-01052: The client data file {0} already exists in the specified '-toclientdata' path

Cause: While generating client data, the specified file was found.

Action: Delete the existing file and retry the command.

PRCG-01053: The specified path "{0}" does not exist on nodes {1}

Cause: The mountpath specified was not an existing directory on all cluster nodes.

Action: Ensure that the path corresponds to an existing directory on all cluster nodes.

PRCG-01054: The "-{0}" option requires the specification of {1} option.

Cause: Required options were omitted from a command.

Action: Look at the usage of the command and specify required options.

PRCG-01055: The options "-{0}" and "-{1}" can not be specified together.

Cause: An invalid combination of options was specified together.

Action: Specify only valid combination of options and retry the command.

PRCG-01056: Both "-{0}" and "-{1}" options can not be specified with the "-dbname" option.

Cause: An invalid combination of options was specified.

Action: Specify only one of the other possible options.

PRCG-01057: The specified path "{0}" does not exist

Cause: The path specified was not an existing directory.

Action: Ensure that the path corresponds to an existing directory.

PRCG-01058: The specified path {0} is not an Oracle Database Home

Cause: The specified home path does not contain the 'oracle' binary or it is an Oracle Grid Infrastructure home.

Action: Make sure that the home path is an Oracle database home path.

PRCG-01059: Attribute {0} does not exist in the credential file {1}

Cause: An attempt to add Rapid Home Provisioning Client failed because a required attribute did not exist in the credential file.

Action: Ensure that a valid credential file is supplied and retry the command.

PRCG-01060: The provided credential file {0} does not conform to XML standards

Cause: An attempt to add Rapid Home Provisioning Client failed because an invalid credential file was supplied.

Action: Generate a valid credential file using 'rhpctl export client' and retry the command.

PRCG-01061: Failed to retrieve the GNS_SUBDOMAIN_STRING attribute for Rapid Home Provisioning Client

Cause: An attempt to retrieve the GNS_SUBDOMAIN_STRING attribute for the Rapid Home Provisioning Client failed.

Action: Examine the accompanying error messages for details.

PRCG-01062: Failed to update the GNS_SUBDOMAIN_STRING attribute {0} for Rapid Home Provisioning Client

Cause: An attempt to update the GNS_SUBDOMAIN_STRING attribute for the Rapid Home Provisioning Client failed.

Action: Examine the accompanying error messages for details.

PRCG-01063: Invalid command-line option value for option -{0}

Cause: The value specified for a command-line option was an empty string.

Action: Specify a value for the option.

PRCG-01064: An attempt to remove the Rapid Home Provisioning Server configuration failed because the Rapid Home Provisioning Server is running

Cause: A request to remove the Rapid Home Provisioning Server configuration was rejected because such removal requires Rapid Home Provisioning Server to be stopped.

Action: Use the command 'srvctl stop rhpserver' or, if necessary, use the command 'srvctl stop rhpserver -force' to stop the Rapid Home Provisioning Server and then retry removing the Rapid Home Provisioning Server configuration.

PRCG-01065: Syntax error: expected an option keyword but found {0}

Cause: The command line parser found non-option text where an option with leading dash was expected.

Action: Review the command inline help and formulate the command with valid options.

PRCG-01066: Rapid Home Provisioning Server or Rapid Home Provisioning Client not configured on this cluster

Cause: The requested operation was rejected because the Rapid Home Provisioning Server or Rapid Home Provisioning Client was not configured.

Action: Add the Rapid Home Provisioning Server or Rapid Home Provisioning Client using the command 'srvctl add rhpsrv' or 'srvctl add rhpclient' and retry the operation.

PRCG-01067: The requested operation cannot be executed by user "root"

Cause: The requested operation was rejected because it was attempted as a root user.

Action: Log on as a user other than 'root' to perform this operation.

PRCG-01068: Non-numeric value {0} specified for command-line option {1}

Cause: An invalid value was specified for a command-line option that requires a number.

Action: Check the value printed and specify a number.

PRCG-01069: An attempt to remove the Rapid Home Provisioning Client configuration failed because the Rapid Home Provisioning Client is running

Cause: A request to remove the Rapid Home Provisioning Client configuration was rejected because such removal requires Rapid Home Provisioning Client to be stopped.

Action: Use the command 'srvctl stop rhpclient' or, if necessary, use the command 'srvctl stop rhpclient -force' to stop the Rapid Home Provisioning Client and then retry removing the Rapid Home Provisioning Client configuration.

PRCG-01078: At least one of -{0}, -{1} or -{2} options required

Cause: An attempt to modify NFS home failed because a mandatory option was not specified.

Action: Specify at least one of the required options.

PRCG-01079: Internal error: {0}

Cause: An internal error occurred. The included value is an internal identifier.

Action: Contact Oracle Support Services.

PRCG-01080: Specified name "{0}" is not a valid node.

Cause: The specified node name was not resolved to a registered node in the cluster.

Action: Specify a valid node name.

PRCG-01081: Command "{0}" is not supported for object "{1}"

Cause: An unsupported command and object combination was specified.

Action: Use the command 'rhpctl -h' to identify valid combinations and re-issue the command.

PRCG-01082: No permission to write to the specified path, "{0}"

Cause: The user did not have permission to write to the specified path.

Action: Specify a path to which write permission is granted and retry the command.

PRCG-01083: The credentials file provided is for cluster {0}, not for this cluster {1}.

Cause: The credentials file provided did not correspond to the name of this cluster.

Action: Provide the credentials file generated for this cluster and retry. To generate the credentials file, run the command 'rhpctl export client' on the Rapid Home Provisioning Server cluster, specifying the name of this cluster in the '-client' option.

PRCG-01084: Failed to get hash code of given string

Cause: An internal error occurred.

Action: Contact Oracle Support Services.

PRCG-01085: Failed to encrypt the given string

Cause: An internal error occurred.

Action: Contact Oracle Support Services.

PRCG-01086: Failed to decrypt the given string

Cause: An internal error occurred.

Action: Contact Oracle Support Services.

PRCG-01087: Failed to retrieve security algorithm used for Rapid Home Provisioning Server

Cause: An attempt to retrieve the CRYPTO_ALGORITHM attribute of the Rapid Home Provisioning Server failed.

Action: Examine the accompanying error messages for details.

PRCG-01088: Failed to update the security algorithm to {0} for Rapid Home Provisioning Server

Cause: An attempt to update the CRYPTO_ALGORITHM of the Rapid Home Provisioning Server failed.

Action: Examine the accompanying error messages for details.

PRCG-01089: Failed to retrieve security algorithm used for Rapid Home Provisioning Client

Cause: An attempt to retrieve the CRYPTO_ALGORITHM attribute of the Rapid Home Provisioning Client failed.

Action: Examine the accompanying error messages for details.

PRCG-01090: Failed to update the security algorithm to {0} for Rapid Home Provisioning Client

Cause: An attempt to update the CRYPTO_ALGORITHM attribute of the Rapid Home Provisioning Client failed.

Action: Examine the accompanying error messages for details.

PRCG-01091: The -user option value can not contain "@"

Cause: The requested operation failed because the user name contained a "@" character.

Action: Specify the user name without a "@" character and retry the command.

PRCG-01092: Invalid value list for option -{0}

Cause: A comma-separated list of values was supplied for an option that takes a single value.

Action: Specify single value without commas and retry the command.

PRCG-01093: Failed to get Rapid Home Provisioning Client (RHPC) credential from credential storage for cluster: {0}

Cause: The requested operation failed because an error occurred while accessing the credential storage.

Action: Examine the accompanying error messages for details.

PRCG-01094: The -clientdata option value {0} is a directory, not a file

Cause: A 'rhpctl export client' operation failed because the '-clientdata' option specified a directory.

Action: Ensure that the '-clientdata *path*' option value corresponds to a file path.

PRCG-01095: The client data file {0} already exists in the specified '-clientdata' path

Cause: A request to export client data found the specified output file already exists.

Action: Delete or rename the existing file or choose a different file name.

PRCG-01096: The specified owner {0} is not a valid OS user

Cause: The specified owner was not a valid OS user.

Action: Ensure that the '-pathowner *username*' option value corresponds to the name of an existing OS user.

PRCG-01097: Option '-pathowner' cannot be specified for image type ORACLEDBSOFTWARE

Cause: A request to import an image was rejected because the '-pathowner' option was specified for importing the Oracle Database home.

Action: Omit the '-pathowner' option.

PRCG-01098: Failed to create administrator credentials for Rapid Home Provisioning Server

Cause: An attempt to create administrator credentials for Rapid Home Provisioning Server failed.

Action: Examine the accompanying error messages for details.

PRCG-01099: Failed to create administrator credentials for Rapid Home Provisioning Client

Cause: An attempt to create administrator credentials for Rapid Home Provisioning Client failed.

Action: Examine the accompanying error messages for details.

PRCG-01100: The connection to the Rapid Home Provisioning daemon process was lost.

Cause: The requested operation failed because the connection to the Rapid Home Provisioning daemon process for this cluster was lost.

Action: Examine the accompanying error messages for details and take appropriate corrective action.

PRCG-01101: Grid Infrastructure Management Repository resource has not been configured

Cause: A Rapid Home Provisioning Server add request failed because the Grid Infrastructure Management Repository resource was not configured.

Action: If the Grid Infrastructure Management Repository was not configured while installing Grid Infrastructure, then reinstall Grid Infrastructure selecting the option to configure the Grid Infrastructure Management Repository.

PRCG-01102: Specified file name "{0}" is not valid for a template.

Cause: The specified template name did not end with a valid file extension.

Action: Specify a template file name which ends with .dbt or .dbc.

PRCG-01103: The Oracle ASM Dynamic Volume Manager compatibility attribute ({0}) is less than 12.1.0.0.0 for disk group {1}.

Cause: The Oracle ADVN compatibility attribute for the specified disk group was not set to version 12.1.0.0.0 or higher.

Action: Use the Oracle ASM Configuration Assistant (ASMCA) tool or the SQL statement ALTER DISKGROUP to upgrade the 'compatible.advn' attribute.

PRCG-01104: User terminated the command. The command operation is not cancelled by this interruption, and may continue to be processed on the server.

Cause: An 'rhpctl' command execution was interrupted by typing Control-C or by other means.

Action: Verify the completion of this command by executing a 'config' or some other command that would display the results of this interrupted command.

PRCG-01106: failed to determine whether GNS is configured on Rapid Home Provisioning Server

Cause: An attempt to verify the GNS configuration on the Rapid Home Provisioning Server failed. The accompanying messages provide details.

Action: Examine the accompanying error messages for details. Address issues reported and retry the command.

PRCG-01107: failed to delete Rapid Home Provisioning Client (RHPC) credential from credential storage for cluster {0}

Cause: The requested operation failed because an error occurred while accessing the credential storage.

Action: Examine the accompanying error messages for details. Address issues reported and retry the command.

PRCG-01108: Rapid Home Provisioning Server or Client is not configured

Cause: An attempt was made to operate on a resource that does not exist.

Action: Check for the configured resource using 'srvctl config rhpserver' or 'srvctl config rhpclient'. If neither Rapid Home Provisioning resource exists, create the appropriate one using the command 'srvctl add {rhpserver | rhpclient}'.

PRCG-01109: Repetition of command-line option: -{0}

Cause: Execution of the command was rejected because the command-line option displayed with the error message was repeated.

Action: Retry the command specifying the command-line option only once.

PRCG-01110: failed to modify Rapid Home Provisioning Client with disk group {0}

Cause: An attempt to configure the Rapid Home Provisioning Client with the cited disk group failed because there was already a disk group configured for the Rapid Home Provisioning.

Action: Remove the Rapid Home Provisioning Client configuration and run 'srvctl add rhpclient' command.

PRCG-01111: failed to update the storage base path to {0} for Rapid Home Provisioning Client

Cause: An attempt to update the storage base path for the Rapid Home Provisioning Client

Action: Remove the Rapid Home Provisioning Client configuration and run 'srvctl add rhpclient' command.

PRCG-01112: failed to retrieve storage base path attribute for Rapid Home Provisioning Client

Cause: An attempt to retrieve the STORAGE_BASE_PATH attribute of the Rapid Home Provisioning Client failed.

Action: Examine the accompanying error messages for details. Address issues reported and retry the command.

PRCG-01113: failed to update the storage base path to {0} for Rapid Home Provisioning Client

Cause: An attempt to update the STORAGE_BASE_PATH attribute for the Rapid Home Provisioning Client failed.

Action: Examine the accompanying error messages for details.

PRCG-01114: failed to update the storage base path to {0} for Rapid Home Provisioning Client because a disk group was not configured

Cause: An attempt to update the storage base path for the Rapid Home Provisioning Client failed because the disk group was not configured for the Rapid Home Provisioning Client.

Action: Run 'srvctl modify rhpclient -diskgroup' to configure the disk group and then retry the command.

PRCG-01115: Disk group is not configured on Rapid Home Provisioning Client.

Cause: An attempt to retrieve disk group information for the Rapid Home Provisioning Client failed because a disk group was not configured for it.

Action: Run 'srvctl modify rhpclient' command to configure the disk group.

PRCG-01116: Unable to create mount path because the generated mount path name already exists

Cause: An attempt to create a mount path failed because the number of tries attempted for generating the mount path was exhausted.

Action: Retry the command.

PRCG-01117: Working copy name "{0}" is too long or contains characters other than alphanumeric and underscore.

Cause: An attempt to create or patch a working copy was rejected because the specified name (shown in the message) was not valid. Working copy names must be 128 characters or less and contain only alphanumeric characters and underscores.

Action: Reissue the command specifying a valid working copy name.

PRCG-01118: Specified image name "{0}" contains invalid characters.

Cause: The image name was not valid. Image names must not contain the following characters: \$@">()*;*? .

Action: Specify a valid image name.

PRCG-01119: The -path option is not allowed when the storage type is RHP_MANAGED.

Cause: An attempt to add a working copy was rejected because the '-path' option was specified when the storage type was RHP_MANAGED. If the storage type was not specified for the Rapid Home Provisioning Server (RHPS), the default value was RHP_MANAGED.

Action: Omit the '-path' option or specify another storage type. Rapid Home Provisioning Server (RHPS) supports LOCAL, while Rapid Home Provisioning Client (RHPC) supports both LOCAL and NFS.

PRCG-01120: The value {0} exceeds the maximum value of {1} for command line option '-numberOfPDBs'.

Cause: The supplied value exceeded the maximum value for command line option '-numberOfPDBs'.

Action: Specify an integer value within the range given in the error message.

PRCG-01121: The PDB prefix "{0}" contains invalid characters.

Cause: The supplied pluggable database (PDB) prefix contained invalid characters.

Action: Supply a valid PDB prefix. A PDB prefix must start with an alphabetic character and may include only characters from a-z, A-Z, 0-9, \$, # and _.

PRCG-01122: The '-datafileDestination' option was not specified when '-dbtype' was not SINGLE.

Cause: A request to create a Oracle RAC or Oracle RAC One Node database was rejected because the data file location was not specified using the '-datafileDestination' option.

Action: Reissue the command specifying the '-datafileDestination' option.

PRCG-01123: Failed to create Rapid Home Provisioning Client (RHPC) credential in credential storage for cluster {0}

Cause: The requested operation failed because an error occurred while creating the credential in the credential storage.

Action: Examine the accompanying error messages for details. Address the issues reported and retry the command.

PRCG-01124: Failed to export Rapid Home Provisioning Client (RHPC) credential from credential storage for cluster {0} to file {1}

Cause: The requested operation failed because an error occurred while exporting the credential from the credential storage.

Action: Examine the accompanying error messages for details. Address the issues reported and retry the command.

PRCG-01125: Failed to import Rapid Home Provisioning Client (RHPC) credential from file {0} into credential storage for cluster {1}

Cause: The requested operation failed because an error occurred while importing the credential from the specified file into the credential storage.

Action: Examine the accompanying error messages for details. Address the issues reported and retry the command.

PRCG-01126: Failed to export Rapid Home Provisioning Client (RHPC) credential from credential storage for cluster {0}

Cause: The requested operation failed because an error occurred while exporting the credential from the credential storage.

Action: Examine the accompanying error messages for details. Address the issues reported and retry the command.

PRCG-01127: failed to update Rapid Home Provisioning Client registration in Rapid Home Provisioning Server

Cause: An attempt to update the Rapid Home Provisioning Client registration with the Rapid Home Provisioning Server failed.

Action: Examine the accompanying error messages for details.

PRCG-01128: failed to determine whether this Rapid Home Provisioning Server has any Rapid Home Provisioning Clients registered

Cause: An attempt to determine whether this Rapid Home Provisioning Server has any registered Rapid Home Provisioning Clients failed.

Action: Examine the accompanying error messages for details.

PRCG-01129: unable to delete Rapid Home Provisioning Server because it contains one or more registered Rapid Home Provisioning Clients

Cause: An attempt to delete the Rapid Home Provisioning Server was rejected because one or more Rapid Home Provisioning Clients registered with it.

Action: "Either reissue the command with the '-force' option, or first delete all the registered Rapid Home Provisioning Clients using the command 'rhctl delete client'."

PRCG-01130: Server pool cannot be specified for single instance database.

Cause: An attempt to add a single instance database was rejected because a server pool was specified.

Action: Use the '-node' option instead of the '-serverpool' or '-newpool' options when specifying SINGLE for the '-dbtype' option.

PRCG-01131: Improper '-version' option specified for image type SOFTWARE.

Cause: An attempt to query images was rejected because the '-version' option was specified together with a value of SOFTWARE for '-imagetype'.

Action: Either remove the '-version' option or specify ORACLEDBSOFTWARE for '-imagetype' and retry the command.

PRCG-01132: The specified version "{0}" is invalid.

Cause: The requested operation failed because the specified version either did not exist or was unsupported.

Action: Retry the command specifying a valid version.

PRCG-01133: Storage type NFS is not allowed on Rapid Home Provisioning Server.

Cause: An attempt to add a workingcopy on the Rapid Home Provisioning Server with NFS storage type was rejected because NFS is not a supported storage type on the server.

Action: Specify either RHP_MANAGED or LOCAL for the storage type.

PRCG-01134: communication failure while connecting to the Rapid Home Provisioning daemon

Cause: An attempt to connect to the Rapid Home Provisioning daemon failed.

Action: Start the Rapid Home Provisioning daemon and retry the command.

PRCG-01150: The specified path {0} is not an Oracle Grid Infrastructure Home

Cause: The specified home path for the import image operation does not contain the 'crsd' binary.

Action: Make sure that the home path is an Oracle Grid Infrastructure home path.

PRCG-01151: failed to update the WORKINGCOPY_EXISTS status for Rapid Home Provisioning Client

Cause: An attempt to update the WORKINGCOPY_EXISTS attribute for the Rapid Home Provisioning Client failed.

Action: Examine the accompanying error messages for details.

PRCG-01152: failed to retrieve the WORKINGCOPY_EXISTS status for Rapid Home Provisioning Client

Cause: An attempt to retrieve the WORKINGCOPY_EXISTS attribute for the Rapid Home Provisioning Client failed.

Action: Examine the accompanying error messages for details.

PRCG-01153: failed to remove the Rapid Home Provisioning Client configuration because working copies exist

Cause: A request to remove the Rapid Home Provisioning Client (RHPC) configuration was rejected because such removal requires that there are no working copies on RHPC.

Action: Delete all working copies on RHPC before removing the Rapid Home Provisioning Client configuration.

PRCG-01154: failed to create Rapid Home Provisioning Server (RHPS) because this is a Leaf Node

Cause: An attempt to create Rapid Home Provisioning Server (RHPS) was rejected because this is a Leaf Node.

Action: Retry the command on a Hub Node.

PRCG-01155: failed to retrieve email address for Rapid Home Provisioning instance

Cause: An attempt to retrieve the email address of the Rapid Home Provisioning instance from CRS failed.

Action: Examine the accompanying error messages for details.

PRCG-01156: failed to update the email address to {0} for Rapid Home Provisioning instance

Cause: An attempt to update the email address of the Rapid Home Provisioning instance failed.

Action: Examine the accompanying error messages for details.

PRCG-01157: failed to retrieve mail server address for Rapid Home Provisioning instance

Cause: An attempt to retrieve the mail server address of the Rapid Home Provisioning instance from CRS failed.

Action: Examine the accompanying error messages for details.

PRCG-01158: failed to update the mail server address to {0} for Rapid Home Provisioning instance

Cause: An attempt to update the mail server address of the Rapid Home Provisioning instance failed.

Action: Examine the accompanying error messages for details.

PRCG-01159: failed to retrieve mail server port for Rapid Home Provisioning instance

Cause: An attempt to retrieve the mail server port of the Rapid Home Provisioning instance from CRS failed.

Action: Examine the accompanying error messages for details.

PRCG-01160: failed to update the mail server port to {0} for Rapid Home Provisioning instance

Cause: An attempt to update the mail server port of the Rapid Home Provisioning instance failed.

Action: Examine the accompanying error messages for details.

PRCG-01161: Mail server address {0} is not reachable.

Cause: The command was rejected because the mail server address was not reachable.

Action: Configure a mail server address that is active and can be reached on the network.

PRCG-01162: The supplied email address {0} is an invalid format.

Cause: The specified email address was an invalid format.

Action: Specify an email address that conforms to RFC 822.

PRCG-01163: The supplied mail server address "{0}" is invalid or specifies an unknown host name.

Cause: The command was rejected because the provided mail server address could not be resolved to a known host name.

Action: Make sure that the provided mail server address resolves to a known host name.

PRCG-01164: Invalid selection for the mail server port. The input "{0}" is not a positive decimal integer.

Cause: The port number for the mail server was not a positive integer number.

Action: Specify a positive decimal integer number in the range 1 to 65535 for mail server port and retry.

PRCG-01165: Node type "{0}" specified for node "{1}" is invalid.

Cause: The specified node type was invalid.

Action: Specify a valid node type, HUB or LEAF.

PRCG-01167: Oracle Grid Infrastructure response file {0} does not exist.

Cause: An attempt to locate the specified Oracle Grid Infrastructure response file failed.

Action: Make sure that the path and name of the response file were entered correctly and that the file exists.

PRCG-01168: Oracle Grid Infrastructure response file {0} is not a file.

Cause: The specified Oracle Grid Infrastructure response file was a directory.

Action: Make sure to specify the absolute file path of the Oracle Grid Infrastructure response file.

PRCG-01169: Parameter "{0}" is empty.

Cause: No value was specified for the specified parameter in the response file or command line.

Action: Supply a usable value for the specified parameter and retry.

PRCG-01170: Invalid parameter "{0}" specified in the Oracle Grid Infrastructure response file.

Cause: An invalid parameter was specified in the response file.

Action: Specify valid parameters in the response file and retry.

PRCG-01171: Parameter "{0}" value is null or empty.

Cause: This is an internal error.

Action: Contact Oracle Support Services.

PRCG-01172: The value supplied for node "{0}" is invalid.

Cause: The previously submitted command was rejected because the indicated value supplied as a node specification was invalid.

Action: Retry the previously submitted command providing a node specification in the form "<node_name>:<node_vip>[:<node_role>]".

PRCG-01173: missing required node list, client or Oracle home

Cause: One or more of the following was not supplied when a response file was not provided: - Node list - Client - Oracle home

Action: Supply a valid value for client, node list and Oracle home and retry.

PRCG-01174: response file generate path not supplied

Cause: This is an internal error.

Action: Contact Oracle Support Services.

PRCG-01180: failed to retrieve list of batches

Cause: The requested 'move database' operation was rejected because the user input was not specified in the correct format.

Action: Retry the command specifying the list of batches in the correct format.

PRCG-01181: The value specified for '-drain_timeout' is invalid.

Cause: The requested 'move database' operation was rejected because the specified '-drain_timeout' value was negative or was not parseable.

Action: Retry by specifying a valid value for '-drain_timeout'.

PRCG-01182: -sudouser option is missing for remote machine access.

Cause: An attempt to access a remote machine without sudo user was rejected.

Action: Retry the command with the "-sudouser" argument specified.

PRCG-01183: RHP_MANAGED storage type is not supported for standalone provisioning.

Cause: Storage type RHP_MANAGED was specified for standalone single instance database provisioning.

Action: Reissue the command with storage type LOCAL.

PRCG-01184: invalid database type "{0}" with -hometype SINGLE

Cause: The database type was not SINGLE for standalone single instance database provisioning.

Action: Do one of the following: 1. Omit the "-hometype" option. 2. Specify -hometype option as RAC. 3. Omit the -dbtype option. 4. Specify -dbtype option as SINGLE.

PRCG-01185: More than one node was specified for standalone provisioning.

Cause: The number of nodes specified for single instance database provisioning was not one.

Action: Specify only one node for the -node option.

PRCG-01186: missing "-user" option for standalone provisioning

Cause: The "-user" option was missing for standalone provisioning.

Action: Include the "-user" option.

PRCG-01187: missing "-dbname" option

Cause: The rapid home provisioning request specified -node but omitted -dbname.

Action: Reissue the command by either: 1. Including the -dbname option. 2. Omitting the -node option and specifying the credentials for standalone provisioning.

PRCG-01188: Target cannot be "RHP" for standalone provisioning.

Cause: The -target option was either not specified or specified as "RHP" for standalone provisioning.

Action: Reissue the command with -target value as STANDALONE.

PRCG-01189: missing "-node" option for standalone provisioning

Cause: The "-node" option was missing for standalone provisioning.

Action: Include the "-node" option.

PRCG-01190: The "-node" option was specified for standalone single instance database provisioning.

Cause: The "-node" option which was specified for standalone single instance database provisioning.

Action: Reissue the command without the "-node" option.

PRCG-01191: missing "{0}", "{1}" or "{2}" option for rapid home provisioning

Cause: The requested operation was rejected because either "-dbname" or "-datafileDestination" was specified without "-node", "-serverpool" or "-newpool".

Action: Reissue the command with one of "-node", "-serverpool", or "-newpool"; or specify "-target" as STANDALONE.

PRCG-01192: The user "{0}" performing the operation and the -user option values "{1}" do not match.

Cause: The command was rejected because the user performing the operation and the specified user option values are not the same.

Action: Perform the operation as a user ID that was specified in '-user' option.

PRCG-01193: failed to update the Rapid Home Provisioning instance email notification details

Cause: An attempt to update the Rapid Home Provisioning instance email notification details was rejected because one or more notification details was unset.

Action: Perform the operation by setting all the notification details or unsetting all the details.

PRCG-01197: failed to register email credentials of user "{0}" with domain "{1}" and sub-domain "{2}"

Cause: An attempt to register email notification credentials failed.

Action: Examine the accompanying error messages for details.

PRCG-01198: invalid specification of option "-{0}" with the '-targetnode' option.

Cause: The requested operation was rejected because an option which was incompatible with option '-targetnode' was specified.

Action: Do one of the following: 1. Omit the option which was incompatible with "-targetnode". 2. Omit the -targetnode option.

PRCG-01199: The file specified for the '-actionscrip' option "{0}" does not exist.

Cause: An attempt to add a 'useraction' failed because the file specified for the '-actionscrip' option was not found.

Action: Retry the command after making sure the specified file exists.

PRCG-01200: The file specified for the '-actionfile' option "{0}" does not exist.

Cause: An attempt to add a 'useraction' failed because the file specified for the '-actionfile' option was not found.

Action: Retry the command after making sure the specified file exists.

PRCG-01201: Specified user action name "{0}" contains invalid characters.

Cause: The user action name was not valid. User action names must not contain the following characters: \$@">());*? .

Action: Specify a valid user action name.

PRCG-01202: Specified image type name "{0}" contains invalid characters.

Cause: The image type name was not valid. Image type names must not contain the following characters: \$@">());*? .

Action: Specify a valid image type name.

PRCG-01203: illegal use of built-in image type name "{0}"

Cause: The image type name specified was a reserved name of a built-in image type in Rapid Home Provisioning.

Action: Specify a different image type name and retry the command.

PRCG-01204: The value specified for '-saf' is invalid.

Cause: The requested 'move database' operation was rejected because the specified '-saf' value was not a whole number in the range 0-99.

Action: Retry the operation specifying a valid value for '-saf'.

PRCG-01205: Multiple batches contain node {0}.

Cause: The requested patching operation was rejected because the indicated node was included in multiple batches.

Action: Retry the command ensuring that the indicated node is included in only one batch.

PRCG-01206: failed to update patch-in-progress status in Rapid Home Provisioning daemon

Cause: An attempt to update the patch-in-progress status with the Rapid Home Provisioning daemon failed. The accompanying error messages provide details of the failure.

Action: Retry the command after examining the accompanying error messages and addressing the same.

PRCG-01207: failed to determine patch-in-progress status for the Rapid Home Provisioning daemon

Cause: Failed to determine whether the Oracle Grid Infrastructure home for the Rapid Home Provisioning daemon was being patched. The accompanying error messages provide details of the failure.

Action: Retry the command after examining the accompanying error messages and addressing the same.

PRCG-01208: timed out waiting for Oracle Grid Infrastructure stack to be up

Cause: An attempt to move the Oracle Grid Infrastructure home failed because the Oracle Grid Infrastructure stack was not running. The accompanying error messages provide details of the error.

Action: Examine the accompanying error messages that provide the details of why and where the command execution failed. Resolve the reported problem and retry.

PRCG-01209: timed out waiting for Rapid Home Provisioning daemon to be up

Cause: An attempt to move the Oracle Grid Infrastructure home failed because the Rapid Home Provisioning daemon was not running. The accompanying error messages provide details of the error.

Action: Examine the accompanying error messages that provide the details of why and where the command execution failed. Resolve the reported problem and retry.

PRCG-01210: failed to connect to QoS Management Server for cluster {0}

Cause: An attempt to connect to the QoS Management Server for this cluster failed.

Action: Examine the accompanying error messages for details.

PRCG-01211: The connection to the Rapid Home Provisioning daemon was lost.

Cause: The requested operation failed because the connection to the Rapid Home Provisioning daemon process for this cluster was lost.

Action: Start the Rapid Home Provisioning daemon and retry the command.

PRCG-01212: conflicting provisioning options "{0}" and "{1}"

Cause: The command was specified with conflicting options for Rapid Home Provisioning.

Action: Specify one option or the other but not both.

PRCG-01213: Response file destination path "{0}" does not exist.

Cause: An attempt to locate the specified response file generate path failed.

Action: Make sure that the specified response file generate path exists.

PRCG-01214: Response file destination path "{0}" is not a directory.

Cause: The specified response file generate path was not a directory.

Action: Make sure that the specified response file generate path is a directory.

PRCG-01215: Oracle Grid Infrastructure response file "{0}" is empty.

Cause: An attempt to read the specified Oracle Grid Infrastructure response file failed.

Action: Ensure that the Oracle Grid Infrastructure response file is correctly specified and is not empty.

PRCG-01216: insufficient permissions to create file in the path where the generated response file will be copied "{0}"

Cause: An attempt to create a file in the specified response file generate path failed.

Action: Ensure that the user issuing the command has authority to create files in the specified response file generate path.

PRCG-01217: Node specification "{0}" is invalid.

Cause: The value supplied for a node specification was invalid.

Action: Supply a node specification in the form of "`<node_name>:<node_vip>[:<node_role>]`" and retry.

PRCG-01218: Node specification "{0}" is inconsistent with that of previous nodes.

Cause: The number of elements specified for a node did not match that of other nodes specified.

Action: Supply a node specification in the same form for each node and retry. For Flex clusters, use "`<node_name>:<node_vip>:<node_role>`". For non-Flex clusters, use "`<node_name>:<node_vip>`".

PRCG-01219: The date supplied for argument "{0}" is invalid.

Cause: The value specified for a date was invalid.

Action: Supply a date numeric value in the format "YYYY-MM-DD" and retry.

PRCG-01220: The credentials required for remote node connection are missing.

Cause: The requested operation was rejected because the credentials required for the remote node connection were not provided.

Action: Retry providing either the credentials needed for the remote connection or a working copy with Rapid Home Provisioning target.

PRCG-01221: The file specified for the '-actionscrip' option "{0}" is not executable.

Cause: An attempt to add a 'useraction' failed because the file specified for the '-actionscrip' option was not marked as executable in the filesystem.

Action: Retry the command after making sure the specified file is an executable script.

PRCG-01222: Specified image type name "{0}" begins with reserved text.

Cause: The image type name was not valid. Image type names must not begin with "ORACLE" or "RHP_".

Action: Specify a valid image type name and retry the command.

PRCG-01223: More than one node was specified for software-only provisioning.

Cause: A request for software-only provisioning was rejected because it specified multiple target nodes with the '-node' option. With the '-node' option, only a single node may be specified, while for software-only provisioning on all nodes of the cluster, the '-node' option should not be specified.

Action: Retry the 'add workingcopy' command without the '-node' option or specify only one node for the '-node' option.

PRCG-01224: missing "-node" option

Cause: The rapid home provisioning request specified -dbtype SINGLE but omitted -node.

Action: Reissue the command by including the -node option.

PRCG-01225: More than one node was specified for provisioning a single instance database home.

Cause: The number of nodes specified for single instance database home provisioning was not one.

Action: Specify only one node for the -node option.

PRCG-01226: An unsupported 'rhpctl' command was issued on Rapid Home Provisioning Client.

Cause: A 'rhpctl' command was submitted on Rapid Home Provisioning Client.

Action: Run the 'rhpctl' command on Rapid Home Provisioning Server.

PRCG-01227: invalid storage type 'NFS' specified for standalone provisioning

Cause: Storage type NFS was specified for standalone provisioning.

Action: Reissue the command with storage type LOCAL.

PRCG-01228: invalid storage type '{0}' for single instance database home provisioning

Cause: An unsupported storage type was specified for single instance database home provisioning.

Action: Reissue the command with storage type LOCAL.

PRCG-01229: A node that was not part of the cluster was specified for single node provisioning.

Cause: An rhpctl command for single node provisioning was rejected because the specified node was not a member of the cluster on which the command was executed.

Action: Either specify a node that is a member of a cluster, or specify '-target STANDALONE' and supply the required connection credentials.

PRCG-01230: unable to delete Rapid Home Provisioning Server because it contains one or more images

Cause: An attempt to delete the Rapid Home Provisioning Server was rejected because it was configured with one or more images.

Action: Either reissue the command with the '-force' option, or delete all the images.

PRCG-01231: failed to update image registration in Rapid Home Provisioning Server

Cause: An attempt to update the image registration with the Rapid Home Provisioning Server failed.

Action: Examine the accompanying error messages for details.

PRCG-01232: failed to determine whether this Rapid Home Provisioning Server has any images

Cause: An attempt to determine whether this Rapid Home Provisioning Server has any images failed.

Action: Examine the accompanying error messages for details.

PRCG-01233: Invalid specification of target node within Rapid Home Provisioning Server cluster.

Cause: An attempt to add a working copy on the target node was rejected because the target node is a member of the Rapid Home Provisioning Server cluster.

Action: Reissue the 'add workingcopy' command specifying a targetnode that is not a member of the Rapid Home Provisioning Server cluster.

PRCG-01234: invalid '-from' and '-to' date range

Cause: On a srvtcl query audit request, a '-to' date was supplied that was not later than the '-from' date supplied.

Action: Retry the command with a '-to' date later than the '-from' date.

PRCG-01235: invalid specification of option "-{0}" for a single instance database home provisioning.

Cause: The requested operation was rejected because an option which was not supported for single instance database home provisioning was specified.

Action: Reissue the command by omitting the specified option.

PRCG-01236: More than one node was specified for provisioning oracle database home on a non Rapid Home Provisioning cluster.

Cause: The number of nodes specified for Oracle database home on a non Rapid Home Provisioning clusters was not one.

Action: Specify only one node for the -targetnode option.

PRCG-01237: User {0} does not exist.

Cause: An internal error occurred.

Action: Contact Oracle Support Services.

PRCG-01238: failed to execute the Rapid Home Provisioning action for command '{0} {1}'

Cause: An attempt to execute an RHP action failed. The accompanying error messages provide detailed failure information.

Action: Examine the accompanying error messages, address issues reported, and retry.

PRCG-01239: failed to close a proxy connection

Cause: An attempt to close a connection created by a proxy failed. The accompanying error messages provide detailed failure information.

Action: Examine the accompanying error messages, address issues reported, and retry.

PRCG-01240: failed to move the Grid Infrastructure to cluster '{0}'

Cause: An attempt to move the GI to the specified cluster failed. The accompanying error messages provide detailed failure information.

Action: Examine the accompanying error messages, address issues reported, and retry.

PRCG-01241: failed to execute a remote operation on the Rapid Home Provisioning Server

Cause: An attempt to execute a remote operation on the RHPS failed. The accompanying error messages provide detailed failure information.

Action: Examine the accompanying error messages, address issues reported, and retry.

PRCG-01242: failed to execute a remote operation on the Rapid Home Provisioning Client

Cause: An attempt to execute a remote operation on the RHPC failed. The accompanying error messages provide detailed failure information.

Action: Examine the accompanying error messages, address issues reported, and retry.

PRCG-01243: failed to remove the notification credentials

Cause: An attempt to remove notification credentials from the Rapid Home Provisioning instance failed. The accompanying error messages provide detailed failure information.

Action: Examine the accompanying error messages, address issues reported and retry.

PRCG-01244: The specified version "{0}" is invalid.

Cause: The requested operation failed because the specified version either does not exist or is not supported. The supported versions are 12.1.0.2.0 or higher.

Action: Retry the command, specifying a version of 12.1.0.2.0 or higher.

PRCG-01245: illegal syntax for '-groups' option in 'add workingcopy' command

Cause: An 'add workingcopy' command specified a '-groups' argument which could not be parsed.

Action: Reissue the command with the correct syntax. Refer to the command inline help or product documentation for details on the correct syntax.

PRCG-01246: unknown groups "{0}" specified in '-groups' option in 'add workingcopy' command

Cause: An 'add workingcopy' command specified an unknown group in the '-groups' argument.

Action: Reissue the command with valid groups. Refer to the product documentation for details.

PRCG-01247: invalid value "{0}" provided for groups in the '-groups' option in 'add workingcopy' command

Cause: An 'add workingcopy' command specified an invalid value for the groups in the '-groups' argument.

Action: Reissue the command with valid groups values. Refer to the product documentation for details.

PRCG-01248: group "{0}" specified more than once in '-groups' option in 'add workingcopy' command

Cause: An 'add workingcopy' command specified a group keyword multiple times in the '-groups' argument.

Action: Reissue the command with each group keyword specified only once.

PRCG-01249: CVU fixup operation "{0}" successful.

Cause: The indicated Cluster Verification Utility (CVU) fixup operation succeeded.

Action: None

PRCG-01250: CVU fixup failed to correct "{0}" on nodes: "{1}".

Cause: The indicated Cluster Verification Utility (CVU) fixup operation encountered an error.

Action: Examine the accompanying error messages, fix the problems indicated, and retry the operation.

PRCG-01251: CVU fixup task "{0}" status is unknown.

Cause: An attempt to fetch the results of the indicated Cluster Verification Utility (CVU) fixup operation failed.

Action: Retry the operation. Contact Oracle Support Services if the problem persists.

PRCG-01252: same path provided for both '-aupath' and '-agpath' option

Cause: An 'add workingcopy' command was rejected because it specified the same value for both the '-aupath' and '-agpath' options.

Action: Reissue the command specifying different paths for the '-aupath' and '-agpath' options. Refer to the product documentation for details.

PRCG-01253: 'addnode' and 'deletenode' for an Oracle Grid Infrastructure home are not supported by the Rapid Home Provisioning Client.

Cause: The attempted 'addnode' or 'deletenode' operation for an Oracle Grid Infrastructure home was rejected because it was not supported by the Rapid Home Provisioning Client.

Action: Retry the command from the Rapid Home Provisioning Server.

PRCG-01254: Node "{0}" specified using both '-firstnode' and '-batches' options.

Cause: The attempted patching operation was rejected because the indicated node was specified using the '-firstnode' option and was also included in a batch specified for the '-batches' option.

Action: Retry the command, either removing the indicated node from the values specified for the '-batches' option or specifying a different node as the first node.

PRCG-01255: failed to retrieve the cluster certificate of the Rapid Home Provisioning Server for Rapid Home Provisioning Client

Cause: An attempt to import client data failed because the RHPS_CERTIFICATE attribute for the Rapid Home Provisioning Client could not be retrieved.

Action: Examine the accompanying error messages for details, address issues reported, and retry.

PRCG-01256: failed to retrieve the cluster GUID of Rapid Home Provisioning Server for Rapid Home Provisioning Client

Cause: An attempt to import client data failed because the RHPS_GUID attribute for the Rapid Home Provisioning Client could not be retrieved.

Action: Examine the accompanying error messages for details, address issues reported, and retry.

PRCG-01257: failed to update the RHPS_CERTIFICATE attribute {0} for Rapid Home Provisioning Client

Cause: An attempt to update the indicated RHPS_CERTIFICATE attribute for the Rapid Home Provisioning Client failed.

Action: Examine the accompanying error messages for details, , address issues reported, and retry.

PRCG-01258: failed to update the RHPS_GUID attribute {0} for Rapid Home Provisioning Client

Cause: An attempt to update the indicated RHPS_GUID attribute for the Rapid Home Provisioning Client failed.

Action: Examine the accompanying error messages for details, address issues reported, and retry.

PRCG-01259: The option '-groups' is not valid for software-only Grid Home Provisioning without the '-local' option.

Cause: The requested operation was rejected because the '-groups' option was not supported for software-only Grid Home Provisioning unless the '-local' option was also specified.

Action: Reissue the command, either omitting the '-groups' option, or adding the '-local' option.

PRCG-01260: Option '-targetnode' cannot be specified when creating an Oracle single-instance database.

Cause: An attempt to create an Oracle single-instance database was rejected because the '-targetnode' option was specified.

Action: Use the '-node' option instead of the '-targetnode' option to create an Oracle single-instance database.

PRCG-01261: Neither the '-serverpool' option nor the '-newpool' option was specified along with '-targetnode'.

Cause: An attempt to create a policy-managed Oracle RAC database was rejected because neither the '-serverpool' nor the '-newpool' option was specified along with the '-targetnode' option.

Action: Reissue the command specifying either the '-serverpool' option or the '-newpool' option.

PRCG-01262: invalid specification of Leaf Nodes for an Oracle Application Cluster configuration

Cause: An attempt to configure Leaf Nodes was rejected because Oracle Grid Infrastructure does not support Leaf Nodes on an Oracle Application Cluster.

Action: Reissue the command, specifying only Hub Nodes.

PRCG-01263: invalid specification of Leaf Nodes for an Oracle Extended Cluster configuration

Cause: An attempt to configure Leaf Nodes was rejected because Oracle Grid Infrastructure does not support Leaf Nodes on an Oracle Extended Cluster.

Action: Reissue the command, specifying only Hub Nodes.

PRCG-01264: invalid specification of Leaf Nodes for an Oracle Domain Services Cluster configuration

Cause: An attempt to configure Leaf Nodes was rejected because Oracle Grid Infrastructure does not support Leaf Nodes on an Oracle Domain Services Cluster.

Action: Reissue the command, specifying only Hub Nodes.

PRCG-01265: invalid specification of Leaf Nodes for an Oracle Member Cluster configuration

Cause: An attempt to configure Leaf Nodes was rejected because Oracle Grid Infrastructure does not support Leaf Nodes on an Oracle Member Cluster.

Action: Reissue the command, specifying only Hub Nodes.

PRCG-01266: invalid specification of Leaf Nodes for an Oracle Cluster without a GNS server

Cause: An attempt to configure Leaf Nodes was rejected because Oracle Grid Infrastructure does not support Leaf Nodes without a Grid Naming Service (GNS) server.

Action: Either configure a GNS server or reissue the command, specifying only Hub Nodes.

PRCG-01267: failed to transfer contents of directory "{0}" to directory "{1}" on cluster "{2}"

Cause: An attempt to transfer contents of the indicated directory to the indicated directory on the indicated cluster failed. The accompanying error messages provide detailed failure information.

Action: Examine the accompanying error messages, resolve the issues reported, and retry the operation.

PRCG-01268: failure executing command "{0}" on cluster "{1}"

Cause: An attempt to execute the indicated command on the indicated cluster failed. The accompanying error messages provide detailed failure information.

Action: Examine the accompanying error messages, resolve the issues reported, and retry the operation.

PRCG-01269: The value {0} exceeds the maximum value of {1} for command line option {2}.

Cause: The supplied value exceeded the maximum value for the specified command line option.

Action: Retry the operation, specifying an integer value for the specified command line option that is within the range indicated in the error message.

PRCG-01270: invalid backup time {0} specified

Cause: The supplied value does not conform to HH:MM format.

Action: Retry the operation, specifying a valid backup time in HH:MM (24-hour) format.

PRCG-01271: failed to enable Transport Level Security for Rapid Home Provisioning instance

Cause: An attempt to enable Transport Level Security of the Rapid Home Provisioning instance failed. The accompanying messages provide detailed failure information.

Action: Examine the accompanying messages, resolve the problems identified there, and then retry the operation

PRCG-01272: failed to disable Transport Level Security for Rapid Home Provisioning instance

Cause: An attempt to disable Transport Level Security of the Rapid Home Provisioning instance failed. The accompanying messages provide detailed failure information.

Action: Examine the accompanying messages, resolve the problems identified there, and then retry the operation

PRCG-01273: invalid value specified for '-dbhomes' option

Cause: The requested 'move gihome' operation was rejected because the user-specified value for the '-dbhomes' option was in an incorrect format or contained duplicate source working copy names.

Action: Retry the command specifying a valid value for the '-dbhomes' option.

PRCG-01274: The '-groups' option is mandatory when the '-skipcopy' option is specified.

Cause: The requested operation was rejected because the '-skipgroups' option was specified, but the required '-groups' option was missing.

Action: Reissue the command, adding the '-groups' option.

PRCG-01275: failed to retrieve the software copy method attribute for Rapid Home Provisioning Server

Cause: An attempt to retrieve the SWCOPY_METHOD attribute of the Rapid Home Provisioning Server failed. The accompanying error messages provide additional failure information.

Action: Examine the accompanying error messages, address issues raised, and

PRCG-01276: failed to update the status of Rapid Home Provisioning

Cause: An attempt to update the USERS_SUBSCRIBED attribute for the Rapid Home Provisioning Client failed. The accompanying messages provide detailed failure information.

Action: Examine the accompanying messages, resolve the problems identified there, and then retry the operation.

PRCG-01277: failed to retrieve the USERS_SUBSCRIBED status for Rapid Home Provisioning Client

Cause: An attempt to retrieve the USERS_SUBSCRIBED attribute for the Rapid Home Provisioning Client failed. The accompanying messages provide detailed failure information.

Action: Examine the accompanying messages, resolve the problems identified there, and then retry the operation.

PRCH-01000 to PRCH-01078

PRCH-01000: Failed to stop resources running from Oracle home {0}

Cause: An attempt to stop one or more resources in the specified Oracle home failed.

Action: Review the underlying error messages that provide the details of which resources failed to stop, check the cause and action for the individual resource stop failure and perform the steps for each resource that failed to stop.

PRCH-01001: Failed to start resources in Oracle home {0}

Cause: An attempt to start one or more resources in the specified Oracle home failed.

Action: Review the underlying error messages that provide the details of which resources failed to start, check the cause and action for the individual resource start failure and perform the steps for each resource that failed to start.

PRCH-01002: Failed to stop resources running from CRS home {0}

Cause: An attempt to stop one or more resources in the specified CRS home failed.

Action: Review the underlying error messages that provide the details of which resources failed to stop, check the cause and action for the individual resource stop failure, and perform the steps for each resource that failed to stop.

PRCH-01003: Failed to start resources in CRS home {0}

Cause: An attempt to start one or more resources in the specified CRS home failed.

Action: Review the underlying error messages that provide the details of which resources failed to start, check the cause and action for the individual resource start failure and perform the steps for each resource that failed to start.

PRCH-01004: Failed to stop service

Cause: An attempt to stop a service resource failed.

Action: Review the accompanying error messages for possible reasons and if needed, use the command 'srvctl stop service -db <db_unique_name>' to stop the service.

PRCH-01005: Failed to stop database

Cause: An attempt to stop the database resource failed.

Action: Review the accompanying error messages for possible reasons, correct the error and use the command 'srvctl stop database -db <db_unique_name>' to stop the database.

PRCH-01006: Failed to stop Listener

Cause: An attempt to stop the listener resource failed.

Action: Review the accompanying error messages for possible reasons, correct the error and use the command 'srvctl stop listener' to stop the listener.

PRCH-01007: Failed to stop Listener

Cause: An attempt to stop the listener resource failed.

Action: Review the accompanying error messages for possible reasons, correct the error and use the command 'srvctl stop listener' to stop the listener.

PRCH-01008: Failed to start service

Cause: An attempt to start a service resource failed.

Action: Review the accompanying error messages for possible reasons, correct the error and use the command 'srvctl start service -db <db_unique_name>' to start the service.

PRCH-01009: Failed to start database

Cause: An attempt to start the database resource failed.

Action: Review the accompanying error messages for possible reasons, correct the error and use the command 'srvctl start database -db <db_unique_name>' to start the database.

PRCH-01010: Failed to start Listener

Cause: An attempt to start the listener resource failed.

Action: Review the accompanying error messages for possible reasons, correct the error and use the command 'srvctl start listener' to start the listener.

PRCH-01011: Failed to start Listener

Cause: An attempt to start the listener resource failed.

Action: Review the accompanying error messages for possible reasons, correct the error and use the command 'srvctl start listener' to start the listener.

PRCH-01012: Failed to stop EONS

Cause: An attempt to stop the EONS resource failed.

Action: Review the accompanying error messages for possible reasons, correct the error and use the command 'srvctl stop nodeapps' to stop the EONS resource.

PRCH-01013: Failed to start EONS

Cause: An attempt to start the EONS resource failed.

Action: Review the accompanying error messages for possible reasons, correct the error and use the command 'srvctl start nodeapps' to start the EONS resource.

PRCH-01014: Failed to stop ONS

Cause: An attempt to stop the ONS resource failed.

Action: Review the accompanying error messages for possible reasons, correct the error and use the command 'srvctl stop nodeapps' to stop the ONS resource.

PRCH-01015: Failed to start ONS

Cause: An attempt to start the ONS resource failed.

Action: Review the accompanying error messages for possible reasons, correct the error and use the command 'srvctl start nodeapps' to start the ONS resource.

PRCH-01016: Failed to stop GSD resource

Cause: An attempt to stop the GSD resource failed.

Action: Review the accompanying error messages for possible reasons, correct the error and use the command 'srvctl stop nodeapps' to stop the GSD resource.

PRCH-01017: Failed to start GSD resource

Cause: An attempt to start the GSD resource failed.

Action: Review the accompanying error messages for possible reasons, correct the error and use the command 'srvctl start nodeapps' to start the GSD resource.

PRCH-01018: Failed to stop VIP resource

Cause: An attempt to stop the VIP resource failed.

Action: Review the accompanying error messages for possible reasons, correct the error and use the command 'srvctl stop vip -node <node_name>' to stop the VIP resource.

PRCH-01019: Failed to start VIP resource

Cause: An attempt to start the VIP resource failed.

Action: Review the accompanying error messages for possible reasons, correct the error and use the command 'srvctl start vip -node <node_name>' to start the VIP resource.

PRCH-01020: Failed to stop Network resource

Cause: An attempt to stop the Network resource failed.

Action: Review the error messages for possible reasons, correct the error and use the command 'srvctl stop nodeapps' to stop the Network resource.

PRCH-01021: Failed to start Network resource

Cause: An attempt to start the Network resource failed.

Action: Review the accompanying error messages for possible reasons, correct the error and use the command 'srvctl start nodeapps' to start the Network resource.

PRCH-01022: Failed to stop SCAN VIP resource

Cause: An attempt to stop the SCAN VIP resource failed.

Action: Review the accompanying error messages for possible reasons, correct the error and use the command 'srvctl stop scan' to stop the SCAN VIP resource.

PRCH-01023: Failed to start SCAN VIP resource

Cause: An attempt to start the SCAN VIP resource failed.

Action: Review the accompanying error messages for possible reasons, correct the error and use the command 'srvctl start scan' to start the SCAN VIP resource.

PRCH-01024: Failed to stop SCAN Listener resource

Cause: An attempt to stop the SCAN listener resource failed.

Action: Review the accompanying error messages for possible reasons, correct the error and use the command 'srvctl stop scan_listener' to stop the SCAN listener resource.

PRCH-01025: Failed to start SCAN Listener

Cause: An attempt to start the SCAN listener resource failed.

Action: Review the accompanying error messages for possible reasons, correct the error and use the command 'srvctl start scan_listener' to start the SCAN listener resource.

PRCH-01026: Failed to stop ASM

Cause: An attempt to stop the ASM resource failed.

Action: Review the accompanying error messages for possible reasons, correct the error and use the command 'srvctl stop asm' to stop the ASM resource.

PRCH-01027: Failed to start ASM

Cause: An attempt to start the ASM resource failed.

Action: Review the accompanying error messages for possible reasons, correct the error and use the command 'srvctl start asm' to start the ASM resource.

PRCH-01028: One or more resources failed to start: {0}

Cause: An attempt to start one or more resources failed.

Action: Review the underlying error messages that provide the details of which resources failed to start, check the cause and action for the individual resource start failure and perform the steps for each resource that failed to start.

PRCH-01029: One or more resources failed to stop: {0}

Cause: An attempt to stop one or more resources failed.

Action: Review the underlying error messages that provide the details of which resources failed to stop, check the cause and action for the individual resource stop failure and perform the steps for each resource that failed to stop.

PRCH-01030: One or more resources failed to stop: {0}

Cause: An attempt to stop one or more resources failed.

Action: Review the accompanying resource error messages and their documentation, and correct the problems indicated.

PRCH-01031: One or more resources failed to start: {0}

Cause: An attempt to start one or more resources failed.

Action: Review the underlying error messages that provide the details of which resources failed to start, check the cause and action for the individual resource start failure and perform the steps for each resource that failed to start.

PRCH-01032: Failed to stop GNS resource

Cause: An attempt to stop the GNS resource failed.

Action: Review the accompanying error messages for possible reasons, correct the error and use the command 'srvctl stop gns' to stop the GNS resource.

PRCH-01033: Failed to start GNS resource

Cause: An attempt to start the GNS resource failed.

Action: Review the accompanying error messages for possible reasons, correct the error and use the command 'srvctl start gns' to start the GNS resource.

PRCH-01034: Failed to stop diskgroup resource

Cause: An attempt to stop the diskgroup resource failed.

Action: Review the accompanying error messages for possible reasons, correct the error and use the command 'srvctl stop diskgroup -diskgroup <dg_name>' to stop the diskgroup resource.

PRCH-01035: Failed to start diskgroup resource

Cause: An attempt to start the diskgroup resource failed.

Action: Review the accompanying error messages for possible reasons, correct the error and use the command 'srvctl start diskgroup -diskgroup <dg_name>' to start the diskgroup resource.

PRCH-01036: The state file "{0}" does not exist

Cause: The state file required for the current operation was not found.

Action: Make sure the named file exists in the file system.

PRCH-01037: The filesystem object "{0}" is not a file

Cause: The content that was expected to be a file which turned out not to be a file.

Action: Retry the 'srvctl stop home' to generate this file. If the problem still exists, contact Oracle Support Services.

PRCH-01038: "{0}" is a non-readable file

Cause: The user does not have read permissions to open the file.

Action: Modify the file permissions so that the file becomes readable or execute the command from an OS userid with the required privileges.

PRCH-01039: Failed to stop CVU resource

Cause: An attempt to stop the CVU resource failed.

Action: Review the accompanying error messages for possible reasons, correct the error and use the command 'srvctl stop cvu' to stop the CVU resource.

PRCH-01040: Failed to start CVU resource

Cause: An attempt to start the CVU resource failed.

Action: Review the accompanying error messages for possible reasons, correct the error and use the command 'srvctl start cvu' to start the CVU resource.

PRCH-01041: Failed while checking status of service "{0}"

Cause: An attempt to check the status of the listed service failed.

Action: Review the accompanying error messages for possible reasons, correct the error and retry.

PRCH-01042: Failed while checking status of database "{0}"

Cause: An attempt to check the status of the listed database failed.

Action: Review the accompanying error messages for possible reasons, correct the error and retry.

PRCH-01043: Failed while checking status of database instance "{0}"

Cause: An attempt to check the status of the listed database instance failed.

Action: Review the accompanying error messages for possible reasons, correct the error and retry.

PRCH-01044: Failed while checking status of listener "{0}"

Cause: An attempt to check the status of the listed listener failed.

Action: Review the accompanying error messages for possible reasons, correct the error and retry.

PRCH-01045: Failed while checking status of VIP "{0}"

Cause: An attempt to check the status of the listed VIP failed.

Action: Review the accompanying error messages for possible reasons, correct the error and retry.

PRCH-01046: Failed while checking status of SCAN VIP "{0}"

Cause: An attempt to check the status of the listed SCAN VIP failed.

Action: Review the accompanying error messages for possible reasons, correct the error and retry.

PRCH-01047: Failed while checking status of SCAN Listener "{0}"

Cause: An attempt to check the status of the listed SCAN listener failed.

Action: Review the accompanying error messages for possible reasons, correct the error and retry.

PRCH-01048: Failed while checking status of CVU resource "{0}"

Cause: An attempt to check the status of the listed CVU resource failed.

Action: Review the accompanying error messages for possible reasons, correct the error and retry.

PRCH-01049: Failed while checking status of disk group "{0}"

Cause: An attempt to check the status of the listed disk group failed.

Action: Review the accompanying error messages for possible reasons, correct the error and retry.

PRCH-01050: Failed while checking status of ASM "{0}"

Cause: An attempt to check the status of the listed ASM failed.

Action: Review the accompanying error messages for possible reasons, correct the error and retry.

PRCH-01051: Failed while checking status of GNS "{0}"

Cause: An attempt to check the status of the listed GNS failed.

Action: Review the accompanying error messages for possible reasons, correct the error and retry.

PRCH-01052: Failed while checking status of GSD "{0}"

Cause: An attempt to check the status of the listed GSD failed.

Action: Review the accompanying error messages for possible reasons, correct the error and retry.

PRCH-01053: Failed while checking status of Network "{0}"

Cause: An attempt to check the status of the listed network failed.

Action: Review the accompanying error messages for possible reasons, correct the error and retry.

PRCH-01054: Failed while checking status of ONS "{0}"

Cause: An attempt to check the status of the listed ONS failed.

Action: Review the accompanying error messages for possible reasons, correct the error and retry.

PRCH-01055: Failed to create or open file "{0}"

Cause: State file processing failed because: the file specified is a directory rather than a file, the file did not exist but could not be created, or the file exists but could not be opened.

Action: Enable state file processing by: not specifying a directory name, ensuring the the directory is writable, or ensuring that an existing state file can be overwritten.

PRCH-01056: Failed to write to file "{0}"

Cause: An attempt to write to the given file failed.

Action: If the state file already exists, then make sure that it is writable. Otherwise, make sure that parent directory of the state file path is writable.

PRCH-01057: The Clusterware resource for database "{0}" does not exist.

Cause: The Oracle Clusterware resource for the database with the given name did not exist.

Action: Make sure that Oracle Clusterware resource for the database with the given name exists.

PRCH-01058: Failed while checking status of CRS home {0}

Cause: An attempt to check the status of the CRS home failed.

Action: Review the accompanying error messages for possible reasons, correct the error and retry.

PRCH-01059: Failed while checking status of Oracle home {0}

Cause: An attempt to check the status of the Oracle home failed.

Action: Review the accompanying error messages for possible reasons, correct the error and retry.

PRCH-01060: Status check for one or more resources failed: {0}

Cause: An attempt to check the status for one or more resources failed.

Action: Review the underlying error messages that provide the details of which resources failed to query their status, check the cause and action for the individual resource start failure and perform the steps for each resource that failed to start.

PRCH-01061: The following resources specified in the state file do not exist: {0}

Cause: An attempt to start one or more resources in the specified state file failed because they do not exist.

Action: Ensure that the correct state file was supplied. If necessary, regenerate the file, or edit it to remove obsolete resources.

PRCH-01062: unable to identify the version of Oracle home {0}

Cause: An attempt to retrieve the version of the specified Oracle home was unsuccessful either because the command 'srvctl -V' failed to execute or the version of the Oracle home is greater than the current software version.

Action: Examine the accompanying error messages for details. If applicable, specify an Oracle home whose version is less than or equal to the current software version and retry the operation.

PRCH-01063: The home type {0} is invalid.

Cause: An attempt to set an Oracle home type failed because the specified home type was invalid.

Action: Specify a valid home type (ADMIN or POLICY).

PRCH-01064: unable to set or modify the node list for a POLICY type Oracle home resource

Cause: An attempt to set or modify the node list where the Oracle home will be available failed because setting or modifying the node list operation is not supported for POLICY type Oracle home resources.

Action: Specify an Oracle home resource of ADMIN type.

PRCH-01065: An Oracle home resource already exists with the name {0}.

Cause: The Oracle home resource was already created for the specified name.

Action: Supply a different name or delete the previous resource.

PRCH-01066: invalid Leaf Node {0}

Cause: An attempt to set or modify the node list where the Oracle home will be available failed because one or more of the specified nodes were Leaf Nodes, which is not supported for ADMIN type Oracle homes.

Action: Specify a node list without Leaf Nodes.

PRCH-01067: invalid empty node list for ADMIN type Oracle home

Cause: An attempt to set or modify the node list where the Oracle home will be available failed because a node list was not specified, which is required for ADMIN type Oracle homes.

Action: Specify a node list.

PRCH-01068: invalid node list for POLICY type Oracle home

Cause: An attempt to create or modify a POLICY type Oracle home failed because a node list was specified, which is not supported for POLICY type Oracle homes.

Action: Repeat the operation without specifying a node list.

PRCH-01069: failed to modify the Oracle home resource because it is running

Cause: An attempt to modify the configuration of the specified Oracle home resource failed because the resource was running.

Action: Stop the specified Oracle home resource and retry the operation.

PRCH-01070: invalid node operation option for Oracle Restart environment

Cause: An attempt to create or modify an Oracle home failed because one or more optional node inputs (node list, -addnode or -deletenode) was specified, which is not supported for an Oracle Restart environment.

Action: Repeat the operation without specifying a node list, -addnode or -deletenode option.

PRCH-01071: invalid Oracle home type for Oracle Restart environment

Cause: An attempt to create or modify an Oracle home failed because a home type was specified.

Action: Repeat the operation without specifying a home type.

PRCH-01072: Node {0} is already registered in the Oracle home node list.

Cause: An attempt to add a node to the node list where the Oracle home will be available failed because the specified node was already registered in the list.

Action: Repeat the operation specifying a different node.

PRCH-01073: Node list is empty.

Cause: An attempt to remove a node from the node list where the Oracle home will be available failed because the node list was empty.

Action: None

PRCH-01074: Node {0} is not registered in the node list.

Cause: An attempt to remove a node from the node list where the Oracle home will be available failed because the specified node was not registered in the node list.

Action: Repeat the operation specifying a node registered in the node list.

PRCH-01075: Oracle home path conflict in node {0}

Cause: An attempt to create a server category for the Oracle home failed because one or more Oracle Automatic Storage Management Cluster File System (Oracle ACFS) file systems share the specified Oracle home path mount point across one or more nodes.

Action: Verify Oracle ACFS file system configurations to avoid redundant nodes.

PRCH-01076: Oracle home resources are not registered in Oracle Clusterware.

Cause: Oracle home resources were not registered with Oracle Clusterware.

Action: Use the command 'srvctl add oraclehome' to create an Oracle home resource.

PRCH-01077: multiple Oracle home resources found for path "{0}"


Cause: More than one Oracle home resource with the specified path was found.

Action: Internal error. Contact Oracle Support Services.

PRCH-01078: Oracle home resource does not exist for path "{0}".

Cause: The Oracle home resource with the specified path was not registered with Oracle Clusterware.

Action: Use the command 'srvctl add oraclehome' to create an Oracle home resource.



PRCI-01000 to PRCI-01179

PRCI-01000: Failed to retrieve install information on local node using OUI location {0}

Cause: An attempt to retrieve install information on the local node from the specified location failed.

Action: Examine the accompanying error messages for details.

PRCI-01001: Failed to retrieve install information on remote node {0} using OUI location {1}

Cause: An attempt to retrieve install information on a remote node from the specified location failed.

Action: Examine the accompanying error messages for details.

PRCI-01100: Failed to get Vendor Cluster for CRS home {0}

Cause: Unable to locate vendor cluster library or execute lsnodes.

Action: Install Vendor Clusterware. Then try to run lsnodes again.

PRCI-01101: Failed to get Vendor Cluster for CRS home {0} on node {1}

Cause: Unable to locate vendor cluster library or execute lsnodes on the specified node.

Action: Install Vendor Clusterware on the specified node. Then try to run lsnodes again.

PRCI-01102: Failed to get OracleCM Cluster for CRS home {0}

Cause: Failed to get OracleCM Cluster for the local node using CRS home provided.

Action: Install Oracle 9i and make sure that /etc/ORCLcluster exists.

PRCI-01103: Failed to get OracleCM Cluster for CRS home {0} on node {1}

Cause: Failed to get OracleCM Cluster for the specified node using CRS home provided.

Action: Examine the accompanying error messages for details.

PRCI-01104: Failed to check Oracle Restart running state for Oracle Restart home {0}

Cause: Failed to check whether Oracle Restart is running from the specified home on the local node.

Action: Examine the accompanying error messages for details.

PRCI-01105: Failed to check Oracle Restart running state for Oracle Restart home {0} on node {1}

Cause: Failed to check whether Oracle Restart is running from the specified home on the specified node.

Action: Examine the accompanying error messages for details.

PRCI-01106: Failed to check Oracle Restart configuration state for Oracle Restart home {0} on node {1}

Cause: Failed to check whether Oracle Restart is configured for the specified home on the specified node.

Action: Examine the accompanying error messages for details.

PRCI-01107: Failed to check CRS running state for CRS home {0}

Cause: Failed to check whether Oracle Clusterware is running from the specified home on the local node.

Action: Examine the accompanying error messages for details.

PRCI-01108: Failed to check CRS running state for CRS home {0} on node {1}

Cause: Failed to check whether Oracle Clusterware is running from the specified home on the specified node.

Action: Examine the accompanying error messages for details.

PRCI-01109: Failed to check CRS configuration state for CRS home {0}

Cause: Failed to check whether Oracle Clusterware is configured for the specified home on the specified node.

Action: Examine the accompanying error messages for details.

PRCI-01110: Failed to check CRS configuration state for CRS home {0} on node {1}

Cause: Failed to check whether Oracle Clusterware is configured for the specified home on the local node.

Action: Examine the accompanying error messages for details.

PRCI-01111: File path is null

Cause: The specified file is null or an empty string.

Action: Provide a valid file path that is not null.

PRCI-01112: Directory name passed was null

Cause: The specified directory name is null or an empty string.

Action: Provide a valid directory name that is not null.

PRCI-01113: Directory {0} does not exist

Cause: Could not find the specified directory or it was a file instead of a directory.

Action: Provide an existing directory name.

PRCI-01114: Node name is null

Cause: The specified node name is null or an empty string.

Action: This is an internal error. Contact Oracle Support Services.

PRCI-01115: argument passed is null

Cause: The specified database name is null or an empty string.

Action: This is an internal error. Contact Oracle Support Services.

PRCI-01116: Failed to check if a database named {0} exists

Cause: Failed to execute the command 'crsctl stat resource <database_resource_name>' to decide whether the specified database exists or not.

Action: Examine the accompanying error messages for details.

PRCI-01117: Failed to retrieve list of databases under high availability management

Cause: Failed to execute the command 'crsctl stat resource -w TYPE=ora.database.type *filter*' in order to get the list of databases managed by Oracle Restart.

Action: Examine the accompanying error messages for details.

PRCI-01118: Failed to determine if database {0} depends on Automatic Storage Management

Cause: Failed to execute crsctl command to decide whether the specified database depended on Automatic Storage Management (ASM).

Action: Examine the accompanying error messages for details.

PRCI-01119: Failed to determine if database {0} is configured on node {1}

Cause: An attempt to determine the nodes on which a database is configured failed. Either the specified node name is invalid or an internal request failed.

Action: Examine the accompanying error messages for details.

PRCI-01120: Failed to retrieve list of databases under high availability management for node {0}

Cause: Failed to get the list of database managed by Oracle Restart on the specified node because the specified node is null or an invalid node or crsctl command execution failed.

Action: Examine the accompanying error messages for details.

PRCI-01121: Failed to determine if database {0} depends on Automatic Storage Management on node {1}

Cause: Failed to execute crsctl command to decide whether the specified database depended on Automatic Storage Management (ASM) on the specified node because the specified node is null or an invalid node or crsctl command execution failed.

Action: Examine the accompanying error messages for details.

PRCI-01122: Failed to determine if the public network is using dynamic address assignment (DHCP)

Cause: An attempt to determine whether the public network is using dynamic address assignment (DHCP) failed.

Action: Examine the accompanying error messages for details.

PRCI-01123: CRS home does not exist on the local node

Cause: CRS home is not installed on the local node.

Action: Install a CRS home using the Oracle Universal Installer.

PRCI-01124: Oracle Restart home does not exist on the local node

Cause: Oracle Restart home is not installed.

Action: Install an Oracle Restart home using the Oracle Universal Installer.

PRCI-01125: CRS home does not exist on node {0}

Cause: CRS home is not installed on the specified node.

Action: Install a CRS home using the Oracle Universal Installer.

PRCI-01126: Oracle Restart home does not exist on node {0}

Cause: Oracle Restart home is not installed on the specified node.

Action: Install an Oracle Restart home using the Oracle Universal Installer.

PRCI-01127: CRS active version cannot be queried in a non-cluster environment

Cause: Clusterware is not configured.

Action: Ensure that Clusterware is configured.

PRCI-01128: Failed to check Oracle Restart configuration state for Oracle Restart home {0}

Cause: Oracle Restart may not be configured

Action: Ensure that Oracle Restart is installed and configured

PRCI-01129: Failed to check Oracle Restart configuration state on node {1}

Cause: Oracle Restart may not be configured

Action: Ensure that Oracle Restart is installed and configured

PRCI-01130: Failed to check CRS configuration state

Cause: Clusterware CRS may not be configured

Action: Ensure that Clusterware CRS is installed and configured

PRCI-01131: Failed to check CRS configuration state on node {1}

Cause: Clusterware CRS may not be configured

Action: Ensure that Clusterware CRS is installed and configured

PRCI-01132: Failed to get clustername for CRS home {0} and version {1}

Cause: Clusterware is not configured and CRS stack is not up

Action: Ensure that Clusterware CRS is installed and configured and the stack is up.

PRCI-01133: The IP address {0} does not have the same number of fields with the subnet mask {1}

Cause: IP address is in IPv4 address format while the subnet mask is in IPv6 address format or the other way around.

Action: Ensure that both the IP address and the subnet mask use the same representation (the longer required among IPv4 and IPv6).

PRCI-01134: Applying subnet mask {0} to IP address {1} resulted in an invalid IP address format

Cause: This won't ever happen. Message added just in case.

Action: None

PRCI-01135: Failed to check if path {0} on node {1} is on ACFS

Cause: An attempt to determine if the specified path is on ACFS failed. This can occur because: 1. The Clusterware stack is down on the specified node. 2. ASM is down on the specified node. 3. A diskgroup associated with the path is not online. 4. The path is not mounted.

Action: Perform checks corresponding to the above causes: 1. Ensure the Clusterware stack is running on the specified node. 2. Ensure that ASM is running on the specified node. 3. Ensure that the diskgroup associated with the path is online. 4. Ensure that the file system is mounted on the node.

PRCI-01136: The specified path {0} is not on Oracle Automatic Storage Manager Cluster File System (ACFS)

Cause: The specified path is not on ACFS.

Action: Specify a path that is on ACFS. This check will only accept paths on ACFS.

PRCI-01137: Failed to check if path {0} is on ACFS

Cause: An attempt to determine if the specified path is on ACFS failed. This can occur because: 1. The Clusterware stack is down on the specified node. 2. ASM is down on the specified node. 3. A diskgroup associated with the path is not online. 4. The path is not mounted.

Action: Perform checks corresponding to the above causes: 1. Ensure the Clusterware stack is running on the specified node. 2. Ensure that ASM is running on the specified node. 3. Ensure that the diskgroup associated with the path is online. 4. Ensure that the file system is mounted on the node.

PRCI-01138: Failed to check Oracle Restart configuration state

Cause: Oracle Restart was not configured.

Action: Ensure that Oracle Restart is installed and configured.

PRCI-01140: Error occurred while reading input from console

Cause: An attempt to read input from console failed

Action: Make sure that the process running this program has a valid standard input (stdin).

PRCI-01141: Failed to get volume device for path {0}

Cause: An attempt to retrieve the volume device for the given ACFS path failed. This can occur because: 1. The Clusterware stack is down on the node. 2. ASM is down on the node. 3. A diskgroup associated with the path is not online. 4. The path is not mounted.

Action: Perform checks corresponding to the above causes: 1. Ensure the Clusterware stack is running on the node. 2. Ensure that ASM is running on the node. 3. Ensure that the diskgroup associated with the path is mounted. 4. Ensure that the file system is mounted on the node.

PRCI-01142: Failed to get volume device for path {0} on node {1}

Cause: An attempt to retrieve the volume device for the given ACFS path failed. This can occur because: 1. The Clusterware stack is down on the specified node. 2. ASM is down on the specified node. 3. A diskgroup associated with the path is not online. 4. The path is not mounted.

Action: Perform checks corresponding to the above causes: 1. Ensure the Clusterware stack is running on the specified node. 2. Ensure that ASM is running on the specified node. 3. Ensure that the diskgroup associated with the path is mounted. 4. Ensure that the file system is mounted on the specified node.

PRCI-01143: Error executing the script {0} on nodes {1}

Cause: An error occurred in executing the script on the list of nodes mentioned. This message is accompanied by others providing details of the error.

Action: Correct the problem indicated by the accompanying messages and retry.

PRCI-01144: Failed to retrieve Oracle Grid Infrastructure home path

Cause: An attempt to read Grid Infrastructure home path from OLR configuration file or registry entry failed.

Action: Examine the accompanying error messages for details. 1. Make sure Grid Infrastructure is configured as either Oracle Clusterware or Oracle Restart, and that the invoking user is able to read the configuration. 2. Issue the command '*GI home/srvm/admin/getcrshome*' and examine the resulting output.

PRCI-01145: Failed to retrieve Oracle Grid Infrastructure home path on node {0}

Cause: An attempt to read Grid Infrastructure home path from OLR configuration file or registry entry on specified node failed.

Action: Examine the accompanying error messages for details. 1. Make sure Grid Infrastructure is configured as either Oracle Clusterware or Oracle Restart, and that the invoking user is able to read the configuration. 2. Issue the command '*GI home/srvm/admin/getcrshome*' and examine the resulting output.

PRCI-01146: invalid {0} argument passed

Cause: The argument provided was null.

Action: This is an internal error. Contact Oracle Support Services.

PRCI-01147: root script operation failed on the first node {0}

Cause: The root configuration or upgrade failed on the first node. This message is accompanied by other messages providing details of the error.

Action: Correct the problem indicated by the accompanying messages and retry.

PRCI-01148: root script operation failed on the last node {0}

Cause: The root configuration or upgrade failed on the last node. This message is accompanied by other messages providing details of the error.

Action: Correct the problem indicated by the accompanying messages and retry.

PRCI-01149: olsnodes utility failed to get the cluster node active roles

Cause: An attempt to execute *olsnodes -a* has failed.

Action: This is an internal error. Contact Oracle Support Services.

PRCI-01150: failed to retrieve the active node role of the node {0}

Cause: An attempt to retrieve the active node role of an invalid node of the cluster has failed.

Action: Enter a valid node of the cluster.

PRCI-01151: crsctl utility failed to get the cluster node configured roles

Cause: The argument provided was null.

Action: This is an internal error. Contact Oracle Support Services.

PRCI-01152: failed to retrieve the configured node role of the node {0}

Cause: An attempt to retrieve the configured node role of an invalid node of the cluster has failed.

Action: Enter a valid node of the cluster.

PRCI-01156: The GNS VIP {0} does not match any of the available subnets {1}.

Cause: The provided Grid Naming Service (GNS) virtual internet protocol (VIP) did not belong to an available subnet.

Action: Ensure that GNS VIP belongs to one of subnets connected to the node.

PRCI-01157: Failed to retrieve the node name on which the management database is running.

Cause: An attempt to retrieve the management database node was made when the management database was not running.

Action: Use the 'srvctl start mgmtldb' command to start the management database and retry.

PRCI-01158: Failed to retrieve the size of management database

Cause: An attempt to retrieve the management database size failed because of underlying errors.

Action: Examine the accompanying error messages for details.

PRCI-01159: Path {0} is not on an ACFS file system

Cause: The supplied path was not on an ACFS filesystem.

Action: Supply a path that is on ACFS.

PRCI-01160: Failed to determine if database {0} is administrator-managed

Cause: An internal command to determine management status of the specified database failed.

Action: Examine the accompanying error message for details.

PRCI-01161: Failed to retrieve nodes on which database {0} is configured

Cause: An internal command to determine the nodes configured for the specified database failed.

Action: Examine the accompanying error message for details.

PRCI-01162: The specified subnets {0} do not match with any of the subnets {1} present in the node {2}.

Cause: An attempt to check whether the specified subnets were present in the current node failed.

Action: Ensure that the provided subnets match with the subnets present in the current node.

PRCI-01163: The public subnets {0} do not match with any of subnets {1} present in the node {2}.

Cause: An attempt to check whether the VIP belongs to a public subnet failed.

Action: Ensure that the VIP address belongs to a public subnet. The public subnets are displayed by the command 'oifcfg getif'.

PRCI-01164: File "{0}" does not exist.

Cause: The specified file could not be found.

Action: Reissue the command specifying the name of an existing file.

PRCI-01165: XSD resource "{0}" could not be located.

Cause: The XML Schema Definition file was not found at the designated location. This is an internal error.

Action: Contact Oracle Support Services.

PRCI-01166: Credential file "{0}" is invalid.

Cause: The provided credentials file was invalid.

Action: Reissue the command specifying a valid credentials file.

PRCI-01167: failed to extract attributes from the specified file "{0}"

Cause: An attempt to extract attributes for the specified credentials file failed. This is an internal error.

Action: Contact Oracle Support Services.

PRCI-01168: The OCRDUMP utility failed to get all cluster nodes.

Cause: An attempt to execute "ocrdump -noheader -stdout -keyname SYSTEM.version.hostnames" failed. This is an internal error.

Action: Contact Oracle Support Services.

PRCI-01169: failed to retrieve the mount point for path {0}

Cause: An internal command to retrieve the mount point for the specified path failed.

Action: Examine the accompanying error messages for details.

PRCI-01170: check whether cluster is an Oracle Database Appliance Lite environment failed

Cause: An attempt to check whether the cluster was configured in Oracle Public Cloud failed.

Action: Examine the accompanying error messages for details, resolve issues and retry the original request.

PRCI-01171: olsnodes utility failed to get the cluster node roles

Cause: An attempt to execute olsnodes -a has failed.

Action: Examine the accompanying error messages for details, address the issues raised, and retry.

PRCI-01172: The specified XML file {0} does not conform to XML standards.

Cause: The indicated XML file was invalid.

Action: Reissue the command specifying a valid XML file.

PRCI-01173: The specified network number {0} is invalid.

Cause: An attempt to query a network resource was rejected because the specified network number was not a positive integer.

Action: Reissue the command specifying a valid network number.

PRCI-01174: failure to get the cluster Single Client Access Name

Cause: An attempt to query the Single Client Access Name (SCAN) failed. The accompanying error messages provide detailed failure information.

Action: Examine the accompanying error messages, address the issues raised, and retry.

PRCI-01175: check whether cluster is an Oracle Database Appliance Lite environment failed

Cause: An attempt to check whether the cluster was configured as Oracle Database Appliance Lite failed.

Action: Examine the accompanying error messages for details, resolve issues and retry the original request.

PRCI-01176: check whether cluster is an Oracle Database Appliance Single IP environment failed

Cause: An attempt to check whether the cluster was configured as Oracle Database Appliance Single IP failed.

Action: Examine the accompanying error messages for details, resolve issues and retry the original request.

PRCI-01177: invalid parameter value "{0}" for number of member clusters

Cause: An attempt to retrieve the disk group size was rejected because the specified number of member clusters was not greater than zero.

Action: Retry the operation specifying a value greater than zero for the number of member clusters.

PRCI-01178: failed to retrieve the minimum disk space requirement for Grid Infrastructure Management Repository

Cause: An attempt to retrieve the disk space for Grid Infrastructure Management Repository failed. The accompanying messages provide detailed failure information.

Action: Examine the accompanying messages, resolve the problems identified, and retry the operation.

PRCI-01179: failed to retrieve the minimum disk space required for adding a new repository for a member cluster

Cause: An attempt to retrieve the minimum disk space required to add a new repository for a member cluster failed. The accompanying messages provide detailed failure information.

Action: Examine the accompanying messages, resolve the problems identified, and retry the operation.



PRCN-02018 to PRCN-03106

PRCN-02018: Current user {0} is not a privileged user

Cause: Current user did not have sufficient privileges to perform this operation.

Action: Make sure that the user has root privileges on Linux/Unix's and Administrator on Windows.

PRCN-02030: Subnet does not exist for resource {0}

Cause: An attempt was made to query subnet for a network resource configured with Oracle clusterware and it was not found.

Action: Internal error. Contact Oracle Support.

PRCN-02031: Unknown DHCP server name {0} found for resource {1}

Cause: The DHCP server type obtained for the network resource is not a valid server type.

Action: Internal error. Contact Oracle Support.

PRCN-02032: Failed to retrieve DHCP server type {0}

Cause: An attempt to query the DHCP server type for the network resource failed because its value could not be retrieved from the Oracle clusterware resource attributes.

Action: make sure Oracle clusterware is up and running, and also look at the help for the accompanying CRS error message.

PRCN-02033: Failed to update DHCP server type to {0} \n{1}

Cause: An attempt to update the DHCP server type for the network resource failed because its value could not be updated in the Oracle Clusterware resource attribute.

Action: Make sure that the Clusterware stack is up. Make sure that the user has enough permission to modify node applications. Examine the accompanying message for additional details.

PRCN-02034: Could not find dependent resource {0} for resource {1}: {2}

Cause: Could not get the resource associated with a given resource. Could not get the ASM resource associated with a given ASM disk group resource.

Action: Make sure that clusterware stack is up. Make sure that the network resource associated with this resource has not been removed. Make sure that the user has permission to perform this operation.

PRCN-02035: Port {0} is not available on node(s) or virtual host(s): {1}

Cause: The port specified is already being used by some other applications on the nodes or virtual hosts given.

Action: Stop the applications that are using these ports or specify a different port and try the command again.

PRCN-02036: Failed to retrieve port number(s) for {0}

Cause: An attempt to retrieve the port number(s) for the cluster resource failed.

Action: Make sure that the clusterware stack is up. Make sure that the resource you are querying has been configured. Also take a look at the help for the accompanying error message(s).

PRCN-02037: Failed to retrieve Oracle home for {0}

Cause: An attempt to retrieve Oracle home value for the listener resource failed.

Action: Make sure that the clusterware stack is up. Make sure that listener is configured. If node name is being specified in the command line make sure that the node name is a valid node name. Also look at help for the accompanying error message(s).

PRCN-02038: Failed to update Oracle home {0} for listener {1}

Cause: An attempt to update the Oracle home value for the listener resource failed.

Action: Make sure that the clusterware stack is up. Make sure that the listener is configured. If node name is being specified in the command line make sure that the node name is a valid node name. Make sure that user is a owner or has write permissions to modify the listener resource. Also look at the help for other errors listed in error stack.

PRCN-02039: Failed to retrieve Oracle home for {0} on node {1}

Cause: An attempt to retrieve Oracle home value for the listener resource on a the specified node failed.

Action: Make sure that the clusterware stack is up. Make sure that the listener is configured on the node. Make sure that the node name being passed in the command line is a valid node name. Also look at the help for the accompanying error message(s).

PRCN-02040: Failed to update Oracle home {0} for {1} on node {2}

Cause: Attempt to update value of attribute Oracle home for listener resource on the specified node failed.

Action: Make sure that the clusterware stack is up. Make sure that the listener is configured on the node. Make sure that the user has enough permission to modify the listener. Make sure that the node name being passed in the command line is a valid node name. Also look at the help for other errors listed in error stack.

PRCN-02041: Failed to retrieve properties of {0}

Cause: Failed to retrieve properties of the given entity.

Action: Make sure that user has permission to read resource attribute.

PRCN-02042: Failed to set properties {0} of {1}

Cause: Failed to update properties of the given entity.

Action: Make sure that user has permission to update resource attribute.

PRCN-02043: Multiple network resources {0} exist on the cluster

Cause: More than one network resource has been configured and the one to be used for creating this resource has not been specified.

Action: Use the '-netnum <net_num>' option to specify the network to be used and retry the command again.

PRCN-02044: No listener exists

Cause: No listener has been configured.

Action: Use netca or srvctl to add/configure a listener.

PRCN-02045: No network exists

Cause: No network has been configured.

Action: Use 'srvctl add nodeapps' to add/configure network resource.

PRCN-02046: Netmask does not exist for resource {0}

Cause: An attempt to retrieve the subnet information for the network resource resulted in not finding subnet mask.

Action: Internal error. Contact Oracle Support.

PRCN-02047: VIP {0} exists

Cause: The VIP with specified name has been registered in CRS.

Action: Remove the existing VIP before registering it again.

PRCN-02048: The network number {0} is already registered for subnet "{3}" and adapters "{4}". Can not add network number {0} for the specified subnet "{1}" and adapters "{2}".

Cause: The network number is taken by a registered network resource.

Action: Use a different network number to add a new network resource with the specified subnet and adapters, or modify existing network using the command 'srvctl modify nodeapps'.

PRCN-02049: The network attributes specified (network number: {0}, subnet: {1}, adapters: {2}) conflict with an already registered network (network number: {3}, subnet: {4}, adapters: {5})

Cause: The network resource is registered with different network number

Action: Use the registered network resource with the registered network number or provide different subnet or adapters.

PRCN-02050: The requested VIP (nodename: {0}, VIP name: {1}, network number: {2}) has the same VIP name but different network number or preferred node than the registered VIP (nodename: {3}, VIP name: {4}, network number: {5}).

Cause: One VIP name (and IP address) can only be used by one VIP with the same network number on the same node.

Action: Use a different VIP name or IP address.

PRCN-02051: The requested VIP (nodename: {0}, VIP name: {1}, network number: {2}) has the same network number and the same preferred node but different VIP name with the registered VIP (nodename: {3}, VIP name: {4}, network number: {5}).

Cause: One network resource on one preferred node can have only one cluster VIP.

Action: Use different network number or preferred node to register different VIP.

PRCN-02052: Failed to modify network number {0} to use subnet "{1}" with subnet mask "{2}", adapters "{3}" and address type "{4}"

Cause: CRS was unable to modify the network resource to use new subnet/netmask/interface/address type.

Action: Check accompanying error message(s) for details, then ensure that: - The clusterware stack is up. - The subnet, netmask, address type and adapters values are

correct. - The network interface referred to is running. - The user trying to modify the network resource has root privileges.

PRCN-02053: Failed to modify ONS listening port for local client connections to {0}

Cause: CRS unable to modify the ONS listening port for local connections

Action: Make sure that clusterware stack is up. If the port is in use by another application, try using a different port.

PRCN-02054: Failed to modify ONS listening port for remote client connections to {0}

Cause: CRS unable to modify the ONS listening port for remote client connections

Action: Make sure that clusterware stack is up. If the port is in use by another application, try using a different port.

PRCN-02055: Failed to update port number(s) to {0} for {1}

Cause: An attempt to update the listener port failed for the nodes of the cluster.

Action: The port could be in use. Try using different port. If node name was specified in the command line make sure that the node name is a valid node name. Also look at the help for the accompanying error message(s).

PRCN-02056: Invalid listener protocol type {0}

Cause: The specified listener protocol type is invalid.

Action: Provide a valid listener protocol type. It can be TCP, TCPS, IPC, NMP, or SDP.

PRCN-02057: Invalid listener protocol value {0}

Cause: The specified listener protocol value is invalid.

Action: Provide a valid listener protocol value. It cannot contain special characters ';/'

PRCN-02058: Invalid listener protocol ENDPOINTS {0}. Delimiter is "{1}", invalid part is "{2}".

Cause: The specified listener ENDPOINTS are invalid.

Action: Provide valid listener protocol ENDPOINTS. It cannot contain invalid part.

PRCN-02059: Invalid listener port number {0}

Cause: The specified listener port number is invalid.

Action: Provide a valid listener port number.

PRCN-02060: Duplicated listener protocol value {0}

Cause: The specified listener protocol value is a duplication of another one.

Action: Remove duplicated listener protocol value.

PRCN-02061: Failed to add listener {0}

Cause: An attempt to add listener failed because endpoints were not specified correctly or other reasons.

Action: Review the underlying error messages that provide the details of which resources failed to create. Check the cause and action for the individual resource creation failure. If the endpoints were not specified correctly, correct endpoints.

PRCN-02062: The specified hostname or address {0} cannot be resolved.

Cause: An invalid IP address or unresolvable hostname was specified.

Action: If IP address is specified then make sure that it is of legal length. If a host name is specified then make sure that the host name resolves to an IP address.

PRCN-02063: Failed to modify OC4J listening port to {0}

Cause: CRS unable to modify the OC4J instances listening port.

Action: Make sure that clusterware stack is up. If the port is in use by another application, try using a different port.

PRCN-02064: Found {0} VIPs for {1}

Cause: A conflict was found in VIP resource definition: either more than one VIP is using the same name or address, or a VIP is using the same name or address as a real host.

Action: Ensure that each VIP is defined with a distinct name and address relative to other VIPs and hosts in the network.

PRCN-02065: Ports {0} are not available on the nodes given

Cause: The ports specified are already being used by some other applications in one or more of the specified nodes.

Action: Stop the applications that are using these ports or specify different ports.

PRCN-02066: Failed to retrieve cluster listener for {0} because it has the type of Single Client Access Name Listener

Cause: Failed to use cluster listener APIs or `srvctl` commands for specified listener.

Action: Use Single Client Access Name Listener (SCAN listener) APIs or `srvctl` commands (`srvctl verb scan_listener`) for specified listener name.

PRCN-02067: Port {0} is not available on nodes: {1}

Cause: The port specified is already being used by other application.

Action: Stop the application that is using this port or specify a different port.

PRCN-02068: Failed to check the port availability

Cause: This is an internal error.

Action: Contact Oracle Support Services.

PRCN-02069: Unable to retrieve the list of nodes

Cause: This is an internal error.

Action: Contact Oracle Support Services.

PRCN-02070: Failed to validate network. No interface matches required network (subnet: {0}, netmask: {1} adapters: {2}).

Cause: No interfaces were found that match the specified network.

Action: Specify a subnet that exists on all nodes, or reconfigure the nodes to ensure that the specified subnet exists on all nodes.

PRCN-02071: Failed to update attribute USE_EVM to {0}

Cause: An attempt to update the attribute value of USE_EVM for ONS failed.

Action: Examine the accompanying error message(s) and respond accordingly.

PRCN-02072: Failed to get multicast port for events from EONS

Cause: An attempt to get multicast port for events from EONS failed.

Action: Examine the accompanying error message(s) and respond accordingly.

PRCN-02073: Failed to remove EONS

Cause: An attempt to remove EONS failed.

Action: Examine the accompanying error message(s) and respond accordingly.

PRCN-02074: Specified check interval of {0} minutes is below the minimum check interval {1} minutes

Cause: The CVU resource check interval specified was less than the minimum check interval.

Action: Retry the operation with a interval greater than or equal to the minimum check interval.

PRCN-02075: Failed to modify the CVU RUN_INTERVAL attribute to {0}

Cause: CRS was unable to modify the CVU RUN_INTERVAL attribute.

Action: Make sure that the Clusterware stack is up. Make sure that the user is an owner or has write permissions to modify the CVU resource. Check for and respond to any accompanying error messages.

PRCN-02076: failed to retrieve the CVU RUN_INTERVAL attribute for resource "{0}"

Cause: An attempt to retrieve the RUN_INTERVAL attribute for the Cluster Verification Utility cluster resource failed.

Action: Make sure that the Clusterware stack is up. Make sure that the CVU resource has been configured. Check for and respond to any accompanying error messages.

PRCN-02077: Failed to modify the CVU CHECK_RESULTS attribute to "{0}"

Cause: CRS was unable to modify the CVU CHECK_RESULTS attribute.

Action: Make sure that Clusterware stack is up. Make sure that the CVU resource has been configured. Check for and respond to any accompanying error messages.

PRCN-02078: Failed to retrieve the CVU CHECK_RESULTS for "{0}"

Cause: An attempt to retrieve the CHECK_RESULTS attribute for the CVU cluster resource failed.

Action: Make sure that the Clusterware stack is up. Make sure that the CVU resource has been configured. Check for and respond to any accompanying error messages.

PRCN-02079: Port {0} is out of the valid range, between 1 and 65535 and cannot be used on any of the nodes given

Cause: The port number that was provided was either less than 1 or greater than 65535.

Action: Make sure the port provided has a value between 1 and 65535.

PRCN-02080: Address type does not exist for resource {0}

Cause: An attempt was made to query address type for a network resource configured with Oracle clusterware and it was not found.

Action: Contact Oracle Support Services.

PRCN-02081: Failed to modify network number {0} to use subnet "{1}" with prefix length "{2}", adapters "{3}" and address type "{4}"

Cause: CRS was unable to modify the network resource to use new subnet/prefix length/interface/address type.

Action: Check accompanying error message(s) for details, then ensure that: - The clusterware stack is up. - The subnet, prefix length, address type and adapters values are correct. - The network interface referred to is running. - The user trying to modify the network resource has root privileges.

PRCN-02082: Setting the server type to "{0}" is not allowed for an {1} network

Cause: An attempt was made to set the IPv4 network server type to 'autoconfig' or to set the IPv6 network server type to 'static'.

Action: Make sure that the network is IPv4 or IPv6 when trying to set the server type to 'dhcp' or 'autoconfig' respectively.

PRCN-02083: Modifying the server type from "{0}" to "{1}" directly is not allowed

Cause: An attempt was made to change the network server type from 'static' to a dynamic type (or the reverse) without the required intermediate setting of 'mixed'.

Action: First change the server type to 'mixed', then retry the command.

PRCN-02084: Failed to update the {0} server type to "{1}" \n{2}

Cause: An attempt to update the server type for the network resource failed because its value could not be updated in the Oracle Clusterware resource attribute.

Action: Make sure that the Clusterware stack is up. Make sure that the user has enough permission to modify node applications. Examine the accompanying message for additional details.

PRCN-02085: There exists already another network ("{0}") with the same IPv6 link-local subnet

Cause: Already registered another network with the same IPv6 link-local subnet.

Action: Make sure that the IPv6 link-local subnet is unique among the existing networks.

PRCN-02086: Failed to modify the CRSHOME_SPACE_ALERT_MODE attribute of the CVU resource to "{0}"

Cause: Cluster Ready Service (CRS) was unable to modify the CRSHOME_SPACE_ALERT_MODE attribute of the Cluster Verification Utility (CVU) CRS resource.

Action: Make sure that the Oracle Clusterware stack is up. Make sure that the CVU resource has been configured. Examine and respond to any accompanying error messages.

PRCN-02087: Failed to retrieve the CRSHOME_SPACE_ALERT_MODE attribute of the CVU resource

Cause: An attempt to retrieve the CRSHOME_SPACE_ALERT_MODE attribute of the Cluster Verification Utility (CVU) cluster resource failed.

Action: Make sure that the Oracle Clusterware stack is up. Make sure that the CVU resource has been configured. Examine and respond to any accompanying error messages.

PRCN-02088: The value specified "{0}" for command line option "{1}" is not an absolute directory path.

Cause: The specified value for command line option '-destloc' was not an absolute directory path.

Action: Make sure that the path specified is an absolute directory path that either exists or can be created.

PRCN-02089: The value specified "{0}" for command line option "{1}" is not a directory.

Cause: The specified value for command line option '-destloc' was not a directory.

Action: Make sure that the path specified is an absolute directory path that either exists or can be created.

PRCN-02090: Directory "{0}" could not be created on nodes "{1}".

Cause: The specified directory could not be created on the nodes specified.

Action: Examine the accompanying error message for details.

PRCN-02091: failed to modify the CV_DESTLOC attribute of the CVU resource to "{0}"

Cause: Cluster Ready Services (CRS) was unable to modify the CV_DESTLOC attribute of the Cluster Verification Utility (CVU) CRS resource.

Action: Make sure that the Oracle Clusterware stack is up. Make sure that the CVU resource has been configured using the command 'srvctl config cvu'. Examine and respond to any accompanying error messages.

PRCN-02092: failed to retrieve the CV_DESTLOC attribute of the CVU resource

Cause: An attempt to retrieve the CV_DESTLOC attribute of the Cluster Verification Utility (CVU) cluster resource failed.

Action: Make sure that the Oracle Clusterware stack is up. Make sure that the CVU resource has been configured using the command 'srvctl config cvu'. Examine and respond to any accompanying error messages.

PRCN-02093: Directory "{0}" specified for command line option "{1}" is on a shared file system path.

Cause: The directory specified for command line option '-destloc' was on a shared file system path.

Action: Make sure that the path specified is not on a shared file system path.

PRCN-02094: Directory "{0}" specified for command line option "{1}" is not writable.

Cause: The directory specified for command line option '-destloc' was not writable.

Action: Make sure that the path specified is writable by the current user.

PRCN-03000: The IPMI configuration failed on all nodes

Cause: The node names were invalid or were valid but had no IPMI device present.

Action: Make sure that all nodes are reachable and the IPMI device exists on those nodes.

PRCN-03001: The IPMI configuration failed on one or more nodes

Cause: There was at least one node with invalid name or with no IPMI device.

Action: Make sure that all nodes are reachable and the IPMI device exists on those nodes.

PRCN-03002: There is no network resource configured for the cluster

Cause: A request to add a listener was rejected due to the lack of a network resource.

Action: Use the command 'srvctl add network' to configure the network first, then retry the command.

PRCN-03003: Failed to unregister EONS resource type

Cause: A request to unregister the EONS resource type failed because of the reason provided by an accompanying exception message.

Action: Examine the accompanying error message for details.

PRCN-03004: Listener {0} already exists

Cause: The specified listener was already created.

Action: Use the command 'srvctl modify listener' to modify attributes if needed.

PRCN-03005: Failed to add or use registered network {0} with network interfaces "{1}" because the network was already registered for network interfaces "{2}"

Cause: The network resource was already registered with different interfaces.

Action: Use the same network interfaces as the one registered with network resource.

PRCN-03006: Failed to add or use registered network {0} with network interfaces "{1}" because the network was already registered with no interface specified

Cause: The network resource was already registered with no user specified interface.

Action: Do not specify network interface as the system decides the network interface.

PRCN-03007: Failed to add or use registered network {0} with network mask "{1}" because the network was already registered for network mask "{2}"

Cause: The network resource was already registered with a different network mask.

Action: Use the same network mask as the one registered with network resource.

PRCN-03008: Failed to add or use registered network {0} with network subnet "{1}" because the network was already registered for network subnet "{2}"

Cause: The network resource was already registered with a different network subnet.

Action: Use the same network subnet as the one registered with network resource.

PRCN-03009: Failed to retrieve log file attribute for {0} resource

Cause: An attempt to retrieve the log file attribute for the cluster resource failed.

Action: Make sure that the clusterware stack is up. Make sure that the resource you are querying has been configured. Refer also to any accompanying error messages for details.

PRCN-03010: Failed to retrieve log component attribute for {0} resource

Cause: An attempt to retrieve the log component attribute for the cluster resource failed.

Action: Make sure that the clusterware stack is up. Make sure that the resource you are querying has been configured. Refer also to any accompanying error messages for details.

PRCN-03011: Failed to retrieve debug file attribute for {0} resource

Cause: An attempt to retrieve the debug file attribute for the cluster resource failed.

Action: Make sure that the clusterware stack is up. Make sure that the resource you are querying has been configured. Refer also to any accompanying error messages for details.

PRCN-03012: Failed to retrieve debug component attribute for {0} resource

Cause: An attempt to retrieve the debug component attribute for the cluster resource failed.

Action: Make sure that the clusterware stack is up. Make sure that the resource you are querying has been configured. Refer also to any accompanying error messages for details.

PRCN-03013: Failed to update log file attribute of {0} resource

Cause: An attempt to update the attribute value of LOG_FILE for ONS failed.

Action: Examine the accompanying error message(s) and respond accordingly.

PRCN-03014: Failed to update log component attribute of {0} resource

Cause: An attempt to update the attribute value of LOG_COMP for ONS failed.

Action: Examine the accompanying error message(s) and respond accordingly.

PRCN-03015: Failed to update debug file attribute of {0} resource

Cause: An attempt to update the attribute value of DEBUG_FILE for ONS failed.

Action: Examine the accompanying error message(s) and respond accordingly.

PRCN-03016: Failed to update debug component attribute of {0} resource

Cause: An attempt to update the attribute value of DEBUG_COMP for ONS failed.

Action: Examine the accompanying error message(s) and respond accordingly.

PRCN-03017: Specified check interval of {0} minutes exceeds the maximum check interval {1} minutes

Cause: The CVU resource check interval specified was more than the maximum check interval.

Action: Retry the operation with an interval smaller than or equal to the maximum check interval.

PRCN-03018: Addition of listener version {0} is not allowed using srvctl version {1}

Cause: The versions of srvctl used and listener to be created did not match.

Action: Use the same version of srvctl as listener.

PRCN-03019: Not allowed to modify the network address type from {0} to {1}

Cause: An attempt was made to change the network address type directly from "IPv4" to "IPv6" or vice versa.

Action: Ensure that transitions between IPv4 and IPv6 first set an intermediate address type of 'both'.

PRCN-03020: Invalid LISTENER type {0}

Cause: The LISTENER type supplied is not valid.

Action: This is an internal error; contact Oracle Support Services.

PRCN-03021: No ASM listener exists

Cause: No ASM listener was configured for cluster ASM.

Action: Use the command 'srvctl add listener -asm' to configure an ASM listener.

PRCN-03022: Leaf ASM listener does not exist

Cause: Leaf ASM listener was not configured for leaf ASM.

Action: Use the command 'srvctl add listener -leaf' to configure an ASM listener.

PRCN-03023: Unable to retrieve information about the network subnet mask

Cause: An error occurred while obtaining information about the network subnet mask.

Action: Examine the accompanying error messages for details.

PRCN-03024: Mismatch between the subnet mask of the VIP ({0}) and that of the associated network ({1})

Cause: The subnet mask of the VIP address did not match the one of the associated network resource.

Action: Make sure the VIP address has the same subnet mask as the network it belongs to.

PRCN-03025: Mismatch between the prefix length of the VIP ({0}) and that of the associated network ({1})

Cause: The prefix length of VIP address did not match the one of the associated network resource.

Action: Make sure the VIP address has the same prefix length as the network it belongs to.

PRCN-03026: "{0}" is not a valid IPv4 network mask or IPv6 prefix length

Cause: The provided string was neither a valid IPv4 network mask nor a valid IPv6 prefix length.

Action: Contact Oracle Support.

PRCN-03027: Unable to determine the network type

Cause: An error occurred while retrieving the USR_ORA_AUTO network attribute value.

Action: Examine the accompanying error messages for details.

PRCN-03028: VIP {0} address modification is not allowed because the network type is "{1}"

Cause: An attempt was made to change the USR_ORA_VIP value for a VIP on an IPv4 network with 'dhcp' network type or on an IPv6 network with 'autoconfig' network type.

Action: Make sure that the network type is either 'static' or 'mixed' for the IPv4 or IPv6 type of the VIP address that you try to modify.

PRCN-03029: Transition for a network that contains both IPv4 and IPv6 addresses to an {0} network of network type 'mixed' is not allowed

Cause: An attempt was made to transition from a network with both IPv4 and IPv6 addresses to a network that has only one type of addresses and is of network type 'mixed'.

Action: Finish the transition from 'DHCP' or 'autoconfig' to 'static' or vice versa and retry.

PRCN-03030: Unable to retrieve the list of VIPs for network with number {0}

Cause: An error occurred while obtaining information about the VIPs that depend on the given network.

Action: Examine the accompanying error messages for details.

PRCN-03031: Unable to retrieve information about the address of VIP resource "{0}"

Cause: An error occurred while obtaining information about the address of the given VIP resource.

Action: Examine the accompanying error messages for details.

PRCN-03032: The VIP for hosting node "{0}" on network number {1} does not contain an {2} address or a VIP name that resolves to an {2} address

Cause: The given VIP did not contain an IP address or a VIP name that resolved to an IP address of the displayed address type.

Action: Make sure that the VIP contains an IP address or a VIP name that resolves to an IP address of the displayed address type.

PRCN-03033: Unable to retrieve the SCAN name for network {0}

Cause: An error occurred while obtaining the Single Client Access Name (SCAN) name for the specified network.

Action: Examine the accompanying error messages for details.

PRCN-03034: SCAN name "{0}" resolves to one or more {1} addresses

Cause: The given SCAN name resolved to the given type (IPv4 or IPv6) of addresses.

Action: Make sure that the SCAN name does not resolve to addresses of the given address type.

PRCN-03035: SCAN name "{0}" resolves to {1} addresses instead of {2}

Cause: The given SCAN name resolved to a wrong number of addresses.

Action: Make sure that the SCAN name resolves to the same number of addresses as the existing SCAN VIPs by using the 'srvctl modify scan -scanname <scan_name>' command.

PRCN-03036: Unable to retrieve the list of SCAN VIPs that depend on network with network number {0}

Cause: An error occurred while obtaining information about the SCAN VIPs that depend on the given network.

Action: Examine the accompanying error messages for details.

PRCN-03037: Unable to retrieve information about the address of SCAN VIP resource "{0}"

Cause: An error occurred while obtaining information about the address of the given SCAN VIP resource.

Action: Examine the accompanying error messages for details.

PRCN-03038: SCAN name "{0}" resolves to different addresses than those of the existing SCAN VIPs

Cause: While attempting to change the network address type, it was found that the given SCAN name resolved to a set of addresses that are different from the ones of the existing SCAN VIPs.

Action: Make sure that the SCAN name resolves to the same addresses as those of the existing SCAN VIPs by using the command 'srvctl modify scan -scanname <scan_name>'.

PRCN-03039: Unable to remove the {0} address from the VIP resource "{1}"

Cause: An error occurred while trying to remove either the IPv4 or the IPv6 address from all the VIPs on the network.

Action: Examine the accompanying error messages for details.

PRCN-03040: Unable to remove the {0} address from the SCAN VIP resource "{1}"

Cause: An error occurred while trying to remove either the IPv4 or the IPv6 address from all the SCAN VIPs on the network.

Action: Examine the accompanying error messages for details.

PRCN-03041: Failed to modify the network address type

Cause: An error occurred while trying to modify the network address type.

Action: Examine the accompanying error messages for details.

PRCN-03042: Subnet "{0}" is already in use by a network on the cluster

Cause: The specified subnet was already registered with another network on the cluster.

Action: Use a unique subnet and retry the operation.

PRCN-03043: Failed to verify the uniqueness of subnet "{0}" among the networks of the cluster

Cause: An error occurred while trying to verify the uniqueness of the subnet.

Action: Examine the accompanying error messages for details.

PRCN-03044: There is no {0} subnet for network with number {1}

Cause: No subnet of the given address type was found for the specified network.

Action: Modify the network to include a subnet of the specified address type and retry.

PRCN-03045: Management listener is not running in the cluster

Cause: An attempt to retrieve the IP address failed because the management listener was not running.

Action: Start the management listener using the command 'srvctl start mgmtlsnr'.

PRCN-03046: Failed to retrieve the IP address of the management listener

Cause: An attempt to retrieve the IP address of the management listener failed in querying the management listener resource.

Action: Stop and restart the management listener using the commands 'srvctl stop mgmtlsnr' and 'srvctl start mgmtlsnr', then retry the command. If the problem persists, contact Oracle Support Services.

PRCN-03047: Failed to set or get the subnet of the listener resource

Cause: An attempt to set or retrieve the subnet of the listener failed because the operation is not allowed for this resource.

Action: Use the 'srvctl' commands on the underlying network resource to set or get the subnet value or create a different listener.

PRCN-03048: Listener subnet "{0}" is not a subnet classified {1}

Cause: While adding a management listener, the specified subnet was not classified as a subnet of the required type.

Action: Specify a subnet that is classified as required as reported by using the command 'oifcfg getif', or change the subnet classification to the required type using the command 'oifcfg setif'.

PRCN-03049: Cannot change the network subnet address type to 'both' because it has only an {0} subnet address

Cause: An attempt to modify the network address type failed because the network had only one type of subnet address instead of both IPv4 and IPv6 subnet addresses.

Action: Make sure that the network has been configured with both IPv4 and IPv6 subnets using the command 'srvctl modify network -subnet'.

PRCN-03050: SCAN name "{0}" resolves to different number of IPv4 ({1}) and IPv6 ({2}) addresses

Cause: An attempt to change subnet address type to 'both' was rejected because the given SCAN name resolved to a different number of IPv4 and IPv6 addresses.

Action: Make sure that the SCAN name resolves to the same number of IPv4 and IPv6 addresses.

PRCN-03051: Unable to retrieve a list of the hub nodes

Cause: While attempting to change the subnet address type, an error occurred while retrieving a list of the hub nodes.

Action: Examine the accompanying message for details.

PRCN-03052: The following nodes do not have VIPs configured for network: {0}

Cause: While attempting to change the subnet, some nodes were found to be missing VIP addresses.

Action: Configure VIP addresses for the given nodes using the command 'srvctl add VIP'.

PRCN-03053: The following nodes do not have configured VIPs with IPv4 addresses on network {0}: {1}

Cause: A request to change the subnet address type was rejected because the specified nodes had VIPs which did not have any configured IPv4 address or a name that resolved to an IPv4 address.

Action: Make sure that the given nodes have configured VIPs with IPv4 address or name that resolved to an IPv4 address.

PRCN-03054: The following nodes do not have configured VIPs with IPv6 addresses on network {0}: {1}

Cause: A request to change the subnet address type was rejected because the specified nodes had VIPs which did not have any configured IPv6 address or a name that resolved to an IPv6 address.

Action: Make sure that the given nodes have configured VIPs with IPv6 address or name that resolved to an IPv6 address.

PRCN-03055: Cannot change the network subnet address type to 'both' for the following VIP related issues: {0}

Cause: An attempt to modify the network address type was rejected because the network either had no VIPs on one or more nodes or the VIPs did not have the expected address type.

Action: Examine the accompanying message for details.

PRCN-03056: The VIP address "{0}" is an {1} address, while network {2} has no {3} subnet

Cause: The VIP with the given address had a different address type than the network subnet address type.

Action: Either modify the network via the command 'srvctl modify network -subnet' to include the missing type or make sure that the VIP address type matches the address type of the network subnet.

PRCN-03057: The VIP name "{0}" resolves to one or more {1} addresses ("{2}"), while network {3} has no {1} subnet

Cause: The VIP name mapped to an address with different address type than the network subnet address type.

Action: Either modify the network via the command 'srvctl modify network -subnet' to include the missing type or make sure that the VIP name resolves to addresses that match the address type of the network subnet.

PRCN-03058: Cannot update listener that is not an ASM listener

Cause: An attempt was made to update a non-ASM listener.

Action: Specify the name of an ASM listener on the command line. Use the command 'srvctl config listener -asmlistener' to display ASM listener names.

PRCN-03059: Unable to retrieve the network number

Cause: An error occurred while attempting to retrieve the network number.

Action: Examine the accompanying error messages for details.

PRCN-03060: Unable to retrieve the list of configured networks on the cluster

Cause: An error occurred while attempting to retrieve the set of configured network resources 'ora.net*.network'.

Action: Examine the accompanying error messages for details.

PRCN-03061: The specified network server type "{0}" is invalid for an "IPv4" network.

Cause: The network server type was specified as 'autoconfig' which is not valid for an IPv4 network.

Action: The network server type must be 'static' or 'dhcp' or 'mixed'.

PRCN-03062: The specified network server type "{0}" is invalid for an "IPv6" network.

Cause: The network server type was specified as 'dhcp' which is not valid for an IPv6 network.

Action: The network server type must be 'static' or 'autoconfig' or 'mixed'.

PRCN-03063: Failed to find an available port in the default TCP port range {0} - {1} among nodes: {2}

Cause: An attempt to find an available default TCP port failed because all default TCP ports were used by some other applications in at least one node in the cluster.

Action: Specify a port to be used outside the default TCP port range using 'srvctl add listener -endpoints'

PRCN-03064: The user "{0}" could not be found on the cluster

Cause: The user specified as the listener owner was not a known OS user name.

Action: Enter the name of an existing OS user as the owner of the specified listener.

PRCN-03065: Cannot configure the default network as leaf.

Cause: An attempt was made to configure the default network with the leaf category.

Action: Provide a non-default network when using SRVCTL to add a network resource with the '-leaf' flag.

PRCN-03066: Cannot configure network resource as leaf because cluster is not configured as Flex Cluster.

Cause: An attempt was made to add a network resource with the leaf category in a cluster not configured as Flex Cluster.

Action: Use SRVCTL without the '-leaf' flag when adding a network resource in a non-Flex Cluster system. Or, convert the cluster to a Flex Cluster before doing this operation.

PRCN-03067: Unable to modify the owner for an ASM or leaf listener.

Cause: An attempt was made to modify the owner of a ASM or leaf listener resource.

Action: Repeat the operation specifying a node listener.

PRCN-03068: Unable to determine whether the VIP address "{0}" belongs to network with number {1}

Cause: An error occurred while trying to determine whether the VIP address matches the network subnet.

Action: Examine the accompanying error messages for details.

PRCN-03069: Unable to determine whether the VIP address "{0}" belongs to network with number {1} and subnet number {2}

Cause: An error occurred while trying to determine whether the VIP address matches the network subnet.

Action: Examine the accompanying error messages for details.

PRCN-03070: The VIP address "{0}" does not belong to network with number {1} and subnet number {2}

Cause: The VIP address did not match the subnet of the specified network.

Action: Make sure that the VIP address or the address the VIP name resolves to matches the network subnet.

PRCN-03071: Invalid address or unknown host "{0}"

Cause: An attempt was made to configure a network resource with an invalid address or host name.

Action: Specify a resolvable host name or an IP address of legal length.

PRCN-03072: Unable to modify the home node of the HAVIP.

Cause: An attempt to modify the home node of the HAVIP failed because there was an export file system registered with the same path, export options and HAVIP home node.

Action: Provide a different home node or examine the accompanying error messages for details.

PRCN-03073: Invalid node name: {0}

Cause: The home node name was invalid. The home node name must contain alphanumeric characters and hyphens only. It cannot be a fully qualified domain name.

Action: Check the home node name and try again.

PRCN-03074: The specified ping target list contains duplicate addresses.

Cause: The specified ping target list was invalid. It contained duplicate IP addresses or host names that resolve to duplicate IP addresses.

Action: Reissue the command without elements that are or resolve to the same

PRCN-03075: The specified TCP ports ({0}) are configured for another ASM or management listener.

Cause: An attempt to add an ASM or management listener failed because one or more of the specified ports were already configured for another ASM or management listener.

Action: Retry the command specifying a port not in use by another ASM or management listener.

PRCN-03076: Unable to find an available port in the default TCP port range {0} - {1}

Cause: An attempt to find an available default TCP port failed because all default TCP ports were configured for other ASM or management listeners.

Action: Retry the command specifying a port outside the default TCP port range.

PRCN-03077: The specified ports {0} are in the privileged ports range.

Cause: The specified ports were in the privileged ports range (0-1023) which can only be used by daemons running as user 'root'.

Action: Specify port numbers greater than 1023.

PRCN-03078: Setting the address type to "ipv4" is not allowed because the existing network address type is "ipv6".

Cause: An attempt to change the address type from 'ipv6' to 'ipv4' directly was rejected because the address type must first be changed to 'both' then to 'ipv4'.

Action: Use the command 'srvctl modify network' to change the network type to 'both' by adding an IPv4 subnet and retry the command.

PRCN-03079: Setting the address type to "ipv6" is not allowed because the existing network address type is "ipv4".

Cause: An attempt to change the address type from 'ipv4' to 'ipv6' directly was rejected because the address type must first be changed to 'both' then to 'ipv6'.

Action: Use the command 'srvctl modify network' to change the network type to 'both' by adding an IPv6 subnet and then retry the command.

PRCN-03080: The network configuration cannot be modified when the network type is 'mixed'.

Cause: An attempt to modify a network configuration was rejected because either the IPv4 or IPv6 subnet is configured with 'mixed' network type.

Action: Change the network type to 'static' or 'dhcp' or 'autoconfig' before proceeding with the configuration change.

PRCN-03081: The specified subnet ({0}) is already configured for ASM listener "{1}".

Cause: An attempt to add or modify an ASM listener was rejected because the specified subnet was already used for another ASM listener.

Action: Retry the command specifying a subnet that is not in use by another ASM listener.

PRCN-03082: An attempt to modify the OC4J port failed because OC4J is running. Use -force to force stop and restart of OC4J.

Cause: A request to modify the port number of OC4J was rejected because such modification requires OC4J to be stopped and restarted.

Action: Use '-force' option to force restart of OC4J.

PRCN-03083: failed to modify OC4J when trying to set the HTTP port and Remote Method Invocation (RMI) port to the same number {0}

Cause: A request to modify the OC4J port numbers was rejected because the HTTP port number was the same as the Remote Method Invocation (RMI) port number.

Action: Choose a different port that is not in use.

PRCN-03084: failed to modify RMI port for OC4J to use the port number {0} that is used by the listener {1}

Cause: A request to modify the OC4J Remote Method Invocation (RMI) port number was rejected because the specified port was already used by a node listener.

Action: Choose a different port number that is not used as an HTTP port or a node listener port.

PRCN-03085: failed to modify HTTP port for OC4J to use the port number {0} that is used by the listener {1}

Cause: A request to modify the OC4J HTTP port number was rejected because the specified port was already used by a node listener.

Action: Choose a different port number that is not used as an RMI port or a node listener port.

PRCN-03086: failed to merge files "{0}" and "{1}"

Cause: An attempt to merge the two indicated network configuration files failed.

Action: Examine the accompanying error messages for details, resolve issues and retry.

PRCN-03087: An attempt to extract the DNS name server IP address from file "{0}" failed.

Cause: No DNS name server IP address was specified in the specified file.

Action: Make sure that there is a line in the specified file that starts with 'nameserver' followed by the GNS name server IP address.

PRCN-03088: failed to modify the listening port of the QoS Management Server to {0}

Cause: An attempt to modify the listening port of the QoS Management Server failed.

Action: Review the accompanying error messages and retry after resolving the underlying errors.

PRCN-03089: An attempt to modify the QoS Management Server port failed because the QoS Management Server is running. Use -force to force stop and restart of the QoS Management Server.

Cause: A request to modify the port number of the QoS Management Server was rejected because such modification requires the QoS Management Server to be stopped and restarted.

Action: Use '-force' option to force restart of the QoS Management Server.

PRCN-03090: failed to modify the QoS Management Server when trying to set the HTTP port and Remote Method Invocation (RMI) port to the same number {0}

Cause: A request to modify the QoS Management Server port numbers was rejected because the HTTP port number was the same as the Remote Method Invocation (RMI) port number.

Action: Choose a different port that is not in use.

PRCN-03091: failed to modify RMI port for the QoS Management Server to use port number {0} that is used by listener {1}

Cause: A request to modify the QoS Management Server Remote Method Invocation (RMI) port number was rejected because the specified port was already used by a node listener.

Action: Choose a different port number that is not used as an HTTP port or a node listener port.

PRCN-03092: failed to modify HTTP port for the QoS Management Server to use port number {0} that is used by listener {1}

Cause: A request to modify the QoS Management Server HTTP port number was rejected because the specified port was already used by a node listener.

Action: Choose a different port number that is not used as a Remote Method Invocation (RMI) port or a node listener port.

PRCN-03093: failed to remove the {0} address from the GNS VIP resource

Cause: An error occurred while trying to remove either the IPv4 or the IPv6 address from the Grid Naming Service (GNS) virtual IP (VIP) resource.

Action: Examine the accompanying error messages for details.

PRCN-03094: The FIREWALL endpoint parameter cannot be set for protocol {0}.

Cause: The FIREWALL parameter was specified for a listener endpoint protocol that does not support it.

Action: Specify the FIREWALL parameter only with TCP, TCPS, SDP, or EXADIRECT protocols.

PRCN-03095: The FIREWALL endpoint parameter cannot be set for listener {0}.

Cause: The FIREWALL parameter was specified for a listener type that does not support it.

Action: Specify the FIREWALL parameter only for a node listener.

PRCN-03096: The value "{0}" is invalid for the FIREWALL endpoint parameter.

Cause: The specified FIREWALL parameter value is invalid.

Action: Specify the FIREWALL parameter with the values ON or OFF only.

PRCN-03097: invalid specification of group for an endpoint without the FIREWALL parameter specified

Cause: A request to set the group for the LISTENER resource was rejected because the endpoint provided did not contain the FIREWALL parameter.

Action: Specify the FIREWALL parameter with the values ON or OFF on TCP, TCPS, SDP or EXADIRECT protocols.

PRCN-03098: failed to modify network type to 'mixed' because GNS is not configured

Cause: An attempt to modify the network type to 'mixed' failed because Grid Naming Service (GNS) was not configured.

Action: Configure Grid Naming Service (GNS) and retry the 'srvctl modify network' command.

PRCN-03099: failed to modify network type to 'mixed' because GNS resource does not have a subdomain configured

Cause: An attempt to modify the network type to 'mixed' failed because Grid Naming Service (GNS) did not have a subdomain configured.

Action: Add a Grid Naming Service (GNS) with a subdomain and retry the command 'srvctl modify network'.

PRCN-03100: failed to remove network {0} because it is registered as the default network for database services of database {1}

Cause: An attempt to remove the indicated network resource failed because it was registered as the default network for database services of the indicated database.

Action: Specify a new default network for the database services in the database before removing the network resource using 'srvctl modify database -db <database_name> -defaultnetnum *netnum*'.

PRCN-03101: ASM listener "{0}" can not be removed with the -force option

Cause: A request to remove the ASM listener with the -force option was rejected because ASM listeners cannot be removed by the command 'srvctl remove listener -listener <lsnr_name> -force'.

Action: Use the command 'srvctl update listener -listener <lsnr_name> -asm -remove' instead.

PRCN-03102: Command 'srvctl add oc4j' is not supported

Cause: An unsupported command was specified.

Action: Use the 'srvctl add qosmserver' command instead.

PRCN-03103: failed to determine whether security is enabled for resource {0}

Cause: An attempt to determine whether security was enabled for the cluster resource failed.

Action: Ensure that the resource you are querying has been configured. Also, consult the help for the accompanying error messages.

PRCN-03104: The GNS VIP does not have an address of type {0}.

Cause: The given GNS virtual IP address did not have an IP address of the displayed address type (IPv4 or IPv6).

Action: Ensure that the GNS virtual ip address has an IP address of the displayed address type (IPv4 or IPv6).

PRCN-03105: Failed to add the VIP resource


Cause: An error occurred while trying to add the VIP resource.

Action: Examine the accompanying error messages for details.

PRCN-03106: Failed to obtain the network resource

Cause: An error occurred while trying to obtain the network resource

Action: Examine the accompanying error messages for details.



PRCO-00001 to PRCO-00034

PRCO-00001: Failed to initialize olsnodes

Cause: Unable to initialize and start olsnodes

Action: Ensure that the clusterware is running.

PRCO-00002: Unable to communicate with the clusterware

Cause: Unable to communicate with the clusterware

Action: Ensure that the clusterware is running.

PRCO-00003: OCR operation failed *\nstring\n*

Cause: OCR operation failed

Action: Refer to the OCR error message

PRCO-00004: OCR initialization failed *\nstring\n*

Cause: OCR initialization failed

Action: Refer to the OCR error message

PRCO-00008: Unable to retrieve local node number

Cause: Unable to retrieve local node number from clusterware

Action: Ensure that the clusterware is running.

PRCO-00009: Unable to retrieve local node name

Cause: Unable to retrieve local node name from clusterware

Action: Ensure that the clusterware is running.

PRCO-00010: Unable to retrieve max number of nodes

Cause: Unable to retrieve maximum number of nodes from clusterware

Action: Ensure that the clusterware is running.

PRCO-00011: Unable to retrieve node name

Cause: Unable to retrieve node name from clusterware

Action: Ensure that the clusterware is running.

PRCO-00012: Unable to retrieve node number

Cause: Unable to retrieve node number from clusterware

Action: Ensure that the clusterware is running.

PRCO-00013: Unable to retrieve private interconnect name

Cause: Unable to retrieve private interconnect name from clusterware

Action: Ensure that the clusterware is running.

PRCO-00014: Unable to retrieve node virtual IP

Cause: Unable to retrieve node virtual IP from clusterware

Action: Ensure that the clusterware is running.

PRCO-00015: Not a cluster member

Cause: Specified node is not a cluster member

Action: Specify a cluster member node.

PRCO-00016: Cluster node membership interface for retrieving nodes list returned error code *number*

Cause: Call to the CSS nodelist service failed with the specified error as return value

Action: Ensure that the clusterware is running and look at the Clusterware log files

PRCO-00017: Cluster attribute retrieval interface to retrieve max node length failed

Cause: Call to the CSS attribute fetch service failed for attribute max node length

Action: Ensure that the clusterware is running, and look at the Clusterware log files

PRCO-00018: Unable to retrieve cluster name

Cause: Unable to retrieve cluster name from clusterware

Action: Ensure that the clusterware is running.

PRCO-00019: Failure retrieving list of nodes in the cluster

Cause: The list of cluster nodes could not be determined. Additional details on the problem are in accompanying message(s).

Action: Take action based on the accompanying message(s).

PRCO-00034: unable to retrieve historical Leaf Nodes (active and recent) configured in the cluster

Cause: An attempt to include historical Leaf Nodes with the command 'olsnodes -f' failed because the historical Leaf Nodes could not be retrieved from Oracle Clusterware.

Action: Ensure that the Oracle Clusterware is running.

PRCR-01000 to PRCR-01209

PRCR-01000: Resource {0} already exists

Cause: An attempt was made to create a resource that already exists.

Action: Check the resource using the command 'srvctl config *object*' and if the resource should not exist then remove it using the command 'srvctl remove *object*'.

PRCR-01001: Resource {0} does not exist

Cause: An attempt was made to operate on a resource that does not exist.

Action: Check the resource using the command 'srvctl config *object*' and if the resource does not exist, then create it using the command 'srvctl add *object*'.

PRCR-01002: Resource {0} is already enabled

Cause: An attempt was made to enable a resource that is already enabled.

Action: If the resource is already enabled then no action is needed. Use the command 'srvctl status *object*' to determine whether it is enabled.

PRCR-01003: Resource {0} is already disabled

Cause: An attempt was made to disable a resource that is already disabled.

Action: If the resource is already disabled then no action is needed. Use the command 'srvctl status *object*' to determine whether it is disabled.

PRCR-01004: Resource {0} is already running

Cause: An attempt was made to start a resource that is already running.

Action: If the resource is already running then no action is needed. Use the command 'srvctl status *object*' to determine whether it is running.

PRCR-01005: Resource {0} is already stopped

Cause: An attempt was made to stop a resource that is already stopped.

Action: If the resource is already stopped then no action is needed. Use the command 'srvctl status *object*' to determine whether it is stopped.

PRCR-01006: Failed to add resource {0} for {1}

Cause: An attempt to add the specified resource failed.

Action: Examine the accompanying error messages for details.

PRCR-01007: Failed to check status of resource {0}

Cause: An attempt to check status of specified resource has failed.

Action: Check the help for the underlying exception.

PRCR-01008: Failed to retrieve version of resource {0}

Cause: An attempt to retrieve version of the specified resource has failed.

Action: Check the help for the underlying exception.

PRCR-01009: Failed to retrieve permissions of resource {0}, ACL {1}

Cause: Internal error.

Action: Contact Oracle Support Services.

PRCR-01010: Failed to update permissions of resource {0}

Cause: An attempt to update permissions of specified resource has failed.

Action: Check the help for the underlying exception.

PRCR-01011: Failed to enable resource {0}

Cause: An attempt to enable specified resource has failed.

Action: Check the help for the underlying exception.

PRCR-01012: Failed to disable resource {0}

Cause: An attempt to disable specified resource has failed.

Action: Check the help for the underlying exception.

PRCR-01013: Failed to start resource {0}

Cause: An attempt to start specified resource on several nodes failed.

Action: Check the help for the underlying exception.

PRCR-01014: Failed to stop resource {0}

Cause: An attempt to stop specified resource on several nodes failed.

Action: Check the help for the underlying exception.

PRCR-01015: Failed to relocate resource {0}

Cause: An attempt to relocate specified resource has failed.

Action: Check the help for the underlying exception.

PRCR-01016: Failed to modify resource {0}

Cause: An attempt to modify specified resource has failed.

Action: Check the help for the underlying exception.

PRCR-01024: Failed to remove resource {0} on nodes {1}

Cause: An attempt to remove the resource on the specified nodes failed.

Action: Check the accompanying error messages for details.

PRCR-01025: Resource {0} is still running

Cause: The specified resource is not stopped.

Action: Check the accompanying error messages to decide whether to stop the specified resource.

PRCR-01026: Resource {0} is not running

Cause: The specified resource is not started.

Action: Check the accompanying error messages to decide whether to start the specified resource.

PRCR-01028: Failed to remove resource {0}

Cause: An attempt to remove specified resource failed.

Action: Check the help for the underlying CRSEException.

PRCR-01029: Attribute {0} does not exist in resource {1} definition

Cause: An attempt was made to get an attribute which is not defined for that resource type.

Action: Make sure that the attribute exists in the resource definition.

PRCR-01030: Resource attribute name {0} is not valid

Cause: Internal error.

Action: Contact Oracle Support Services.

PRCR-01031: Resource attribute {0} value {1} is not valid

Cause: Specified resource attribute value is not valid.

Action: Try recreating the resource attribute value using `srvm` APIs or recreating the resource using `srvctl` commands.

PRCR-01032: Current state of resource {0} is not valid

Cause: Internal error.

Action: Contact Oracle Support Services.

PRCR-01033: Resource type {0} does not exist

Cause: An attempt to retrieve the type has failed.

Action: Make sure that the type exists.

PRCR-01035: Failed to look up CRS resource {0} for {1}

Cause: An attempt to access the specified resource failed because it did not exist.

Action: Check that the specified name and resource type are correct.

PRCR-01036: Failed to retrieve cardinality of the resource {0}

Cause: An attempt to retrieve cardinality of resource has failed.

Action: Examine the accompanying error messages to determine how to respond.

PRCR-01037: Failed to update cardinality of the resource {0} to {1}

Cause: An attempt to set cardinality of the resource has failed.

Action: Examine the accompanying error messages to determine how to respond.

PRCR-01039: Server pool {0} does not exist

Cause: An attempt was made to retrieve the server pool which does not exist.

Action: Make sure that requested server pool exists.

PRCR-01040: Resource {0} is already enabled on node(s) {1}

Cause: An attempt was made to enable a resource that is already enable on nodes.

Action: The status of a resource can be checked by using the command '`srvctl status object`'.

PRCR-01041: Resource {0} is already disabled on node(s) {1}

Cause: An attempt was made to disable a resource that is already disabled on nodes.

Action: The status of a resource can be checked by using the command '`srvctl status object`'.

PRCR-01042: Failed to get dependent resources {0} of resource {1}: {2}

Cause: Failed to retrieve dependent resources of the given resource.

Action: Examine the accompanying error messages to determine how to respond.

PRCR-01043: Failed to update dependent resources {0} of resource {1} to resource {2}

Cause: Failed to update dependent resources of the given resource.

Action: Examine the accompanying error messages to determine how to respond.

PRCR-01050: Resource {0} is not configured in Oracle cluster environment

Cause: The environment for the specified resource is not Oracle Clusterware.

Action: The specified commands or APIs can only be used when Oracle Clusterware is running. If the environment is configured as Oracle Restart, use the correspond commands and APIs for Oracle Restart.

PRCR-01051: OracleCM Cluster is not found on node {0}

Cause: The OracleCM Cluster was not found on the specified node because the library for OracleCM Cluster was not found.

Action: Install OracleCM Cluster on the specified node.

PRCR-01052: Failed to find OracleCM Cluster library on node {0}

Cause: Failed to check OracleCM Cluster because of the error in executing the command to find the file /etc/ORCLcluster/oracm/lib/libskgxn2.so.

Action: Make sure that the caller has the read and execute permission for the library file.

PRCR-01053: Vendor Cluster is not found on node {0}

Cause: The Vendor Cluster was not installed and configured on the specified node.

Action: Install and configure the Vendor Cluster on the specified node.

PRCR-01054: Failed to find Vendor Cluster library on node {0}

Cause: Failed to check OracleCM Cluster because of the error in executing the command to find the file /etc/ORCLcluster/lib/libskgxn2.so.

Action: Make sure that the caller has the read and execute permission for the library file.

PRCR-01055: Cluster membership check failed for node {0}

Cause: The specified node does not belong to the cluster.

Action: Check whether the node name is correct.

PRCR-01061: User permissions are insufficient

Cause: User permissions are insufficient to register resource/type.

Action: Make sure the user is crs-user or root.

PRCR-01062: Failed to retrieve attributes of resource {0} on node {1}

Cause: An attempt to retrieve attributes of the resource has failed.

Action: Make sure that resource exists.

PRCR-01063: Failed to create context

Cause: Internal error.

Action: Contact Oracle Support Services.

PRCR-01064: Failed to start resource {0} on node {1}

Cause: An attempt to start the resource has failed.

Action: Make sure that resource is ready to start on the node before starting it.

PRCR-01065: Failed to stop resource {0}

Cause: An attempt to stop the resource failed because the resource wasn't running or the running resource had dependent resources also running.

Action: Check the accompanying messages to identify dependent resources and stop them. Make sure that resource is running before stopping it.

PRCR-01067: Failed to create a filter

Cause: An attempt to create a filter has failed.

Action: Check the help for the underlying exception.

PRCR-01068: Failed to query resources

Cause: An attempt to query the resource failed.

Action: Check the help for the underlying exception.

PRCR-01069: Attribute {0} of {1} {2} not found

Cause: Internal error.

Action: Contact Oracle Support Services.

PRCR-01070: Failed to check if {0} {1} is registered

Cause: Failed to check if resource is registered.

Action: Check the help for the underlying exception.

PRCR-01071: Failed to register or update {0} {1}

Cause: An attempt to register or update the resource failed.

Action: Check the help for the underlying exception.

PRCR-01072: Failed to unregister {0} {1}

Cause: An attempt to unregister specified Oracle clusterware entity failed.

Action: Check the help for the underlying exception.

PRCR-01074: Failed to retrieve attributes for {0} {1}

Cause: Failed to retrieve attributes for specified resource.

Action: Check the help for the underlying exception.

PRCR-01075: Failed to retrieve status for resource {0}

Cause: Failed to retrieve status for specified resource.

Action: Check the help for the underlying exception.

PRCR-01076: Failed to retrieve status for resource {0}: {1} is missed

Cause: Internal error.

Action: Contact Oracle Support Services.

PRCR-01077: Failed to calculate status for resource {0}: {1}/{2}

Cause: Internal error.

Action: Contact Oracle Support Services.

PRCR-01078: Failed to retrieve attributes of resource {0}

Cause: An attempt to retrieve attributes of the resource has failed.

Action: Make sure that resource exists.

PRCR-01079: Failed to start resource {0}

Cause: An attempt to start the resource has failed.

Action: Make sure that resource is ready to start before starting it.

PRCR-01085: Unknown typeAsString: {0}

Cause: Internal error.

Action: Contact Oracle Support Services.

PRCR-01086: {0} {1} is already registered

Cause: An attempt to register specified resource failed.

Action: Make sure that a resource is not registered before register it.

PRCR-01087: Failed to retrieve resource {0} instances

Cause: Internal error.

Action: Contact Oracle Support Services.

PRCR-01088: Failed to stop resource {0}: it was not started on node {1}

Cause: The resource was not started on the node..

Action: Make sure that resource was started before stopping it.

PRCR-01089: Failed to relocate resource {0}.

Cause: An attempt to relocate specified resource failed.

Action: Check the help for the underlying exception.

PRCR-01090: Failed to relocate resource {0}. It is not running.

Cause: The resource was not started.

Action: Make sure that resource was started before relocating it.

PRCR-01091: Failed to relocate resource {0}. It is not running on node {1}.

Cause: The resource was not started on the node.

Action: Make sure that resource was started before relocating it.

PRCR-01092: Failed to relocate resource {0}. It is running on more than one node

Cause: The resource was started on more than one node.

Action: Make sure that resource is running on one node only before relocating it.

PRCR-01093: Failed to relocate resource {0}. It is already running on node {1}

Cause: The resource is running that node.

Action: Make sure that resource is not running on a node before relocating it.

PRCR-01094: Failed to start resources on node {0}: {1}

Cause: Resources defined by filter cannot be started on the node.

Action: Make sure that resources are not running and ready to run before starting them. Make sure that the node is online.

PRCR-01095: Failed to start resources using filter {0}

Cause: Resources defined by filter cannot be started.

Action: Make sure that resources are not running and ready to run before starting them.

PRCR-01096: Filter cannot be null

Cause: An attempt to use filter has failed.

Action: Make sure that a filter is provided.

PRCR-01097: Resource attribute not found: {0}

Cause: Requested resource attribute not found.

Action: Make sure that resource has requested attribute.

PRCR-01098: Could not set rolling upgrade mode {0}

Cause: An attempt to start the resource in rolling upgrade mode has failed.

Action: Make sure that the correct LD_LIBRARY_PATH is set and all shared libraries are present.

PRCR-01099: Cannot start resource {0} on {1} additional nodes because it would exceed the resource cardinality {2}. Resource is already running on {3} nodes

Cause: Resource cannot be started because of its cardinality restriction.

Action: Make sure that number of additional nodes does not exceed the resource cardinality.

PRCR-01100: Cannot start resource {0} on {1} nodes because it would exceed the resource cardinality {2}

Cause: Resource cannot be started because of its cardinality restriction.

Action: Make sure that number of nodes does not exceed the resource cardinality.

PRCR-01101: Cannot stop resource {0} on {1} nodes, it is running on {2} nodes.

Cause: The resource does not have enough running instances to stop.

Action: Make sure that resource has enough running instances to stop.

PRCR-01102: Failed to verify if user {0} has CRS administrator role

Cause: Failed to verify if the user has CRS administrator role.

Action: Resolve the reported error message and retry.

PRCR-01104: Unsupported relocate option {0}

Cause: Internal error.

Action: Contact Oracle Support Services.

PRCR-01105: Failed to relocate resource {0} to node {1}

Cause: An attempt to relocate the resource to the specified node has failed.

Action: Examine accompanying message(s) that provide details of the error, and respond accordingly.

PRCR-01106: Failed to relocate resource {0} from node {1} to node {2}

Cause: An attempt to relocate the resource from the specified node to another has failed.

Action: Check the help for the underlying exception.

PRCR-01107: Error while trying to set default network as dependent resource for {0}

Cause: An attempt to set default network dependency for the specified resource failed.

Action: Examine the accompanying error message(s) for details.

PRCR-01108: ONS cannot be created because default network is not configured.

Cause: An attempt was made to create ONS resource with out creating the dependent default network resource.

Action: Network resource can be created using the command 'srvctl add nodeapps'. Create the network resource and try this command again.

PRCR-01109: Failed to remove attributes "{1}" from resource {0}

Cause: Possible reasons: Oracle Clusterware stack might not be active, CRS resource may not exist, or the CRS resource may not have given attributes set.

Action: Make sure that Oracle Clusterware is active, the CRS resource exists and has given attributes set.

PRCR-01110: Failed to retrieve processed attributes of resource {0} for node {1}

Cause: Oracle Clusterware stack was not active or CRS resource did not exist.

Action: Make sure that Oracle Clusterware is active, the CRS resource exists.

PRCR-01111: Failed to retrieve processed attributes of resource {0} for node {1}

Cause: requested CRS resource did not exist.

Action: Make sure that the CRS resource exists.

PRCR-01112: Failed to retrieve current event sequence number

Cause: Oracle Clusterware stack was not active.

Action: Make sure that Oracle Clusterware is active.

PRCR-01113: Failed to create detailed error message, rc = {0}

Cause: Internal error

Action: Contact Oracle Support Services.

PRCR-01114: Failed to relocate servers {0} into server pool {1}

Cause: Failed to relocate servers into the given server pool. This message may be accompanied by others providing additional details. A likely cause is violation of defined configuration attributes such as pool MIN_SIZE, SERVER_NAMES etc.

Action: If the problem stems from violating configuration attributes, either modify the attributes or reformulate the request. Otherwise, contact Oracle Support Services.

PRCR-01115: Failed to find entities of type {0} that match filters {1} and contain attributes {2}

Cause: Failed to look up entities of given type that match given filters. This message may be accompanied by others providing additional details. A likely cause is that current user does not have permissions to read attributes of entities of given type.

Action: If lack of permissions is the cause of this failure, then use the command 'srvctl config *object* -a' to find the current owner of the entity and retry the query as that owner user. Otherwise, contact Oracle Support Services.

PRCR-01116: {0} {1} cannot be created and registered now

Cause: Oracle Clusterware stack could not create and register an object.

Action: Check the help for the underlying exception.

PRCR-01117: Failed to stop resources using filter {0}

Cause: An attempt to stop resources using specified filter failed.

Action: Respond based on the accompanying exception message.

PRCR-01118: Failed to generate resource permissions for the resource

Cause: Creation of the Access Control List (permission) structures for the resource failed. This message is accompanied by others providing details of the error.

Action: Respond based on the accompanying exception message(s).

PRCR-01119: Failed to look up CRS resources of {0} type

Cause: An attempt to find the resource for the specified resource type failed because it did not exist.

Action: Create a resource of the type.

PRCR-01120: Resources are already running. {0}

Cause: An attempt to start resources failed because they are already running. For detailed information about resources review the accompanying error messages.

Action: None

PRCR-01121: Value of parameter "{0}" cannot be null or empty

Cause: An attempt to construct ACFS resource name failed due to null or empty value for the indicated parameter.

Action: This is an internal error. Contact Oracle Support Services.

PRCR-01122: Resource type {0} is not registered with Oracle Clusterware

Cause: Given resource type was not registered.

Action: Make sure that required resource type is registered.

PRCR-01123: Failed to rename resource type {0}

Cause: An attempt was made to change name of the given resource type. Resource types cannot be renamed.

Action: None

PRCR-01124: Failed to check resource {0}

Cause: An attempt to check the resource failed.

Action: Correct any problems reported in accompanying messages. Make sure that resource is registered with Oracle Clusterware.

PRCR-01125: Failed to check resource {0} on node {1}

Cause: An attempt to check the resource on specified node failed.

Action: Correct any problems reported in accompanying messages. Make sure that resource is registered with Oracle Clusterware.

PRCR-01126: Failed to relocate resource {0} from node {1}

Cause: An attempt to relocate the resource from the specified node has failed.

Action: Examine the accompanying error messages and respond accordingly.

PRCR-01127: Resource {0} does not have attributes {1} on per node basis

Cause: An attempt to remove given attributes failed because these attributes do not exist on per node basis.

Action: Retry after supplying attributes that exist on per node basis.

PRCR-01128: Resource {0} does not have attributes {1} on node {2}

Cause: An attempt to remove given attributes failed because these attributes do not exist on the given node.

Action: Retry after supplying attributes that exist on the node.

PRCR-01129: Failed to upgrade resource type {0}

Cause: An attempt to upgrade specified resource type failed.

Action: Examine the accompanying error message(s) and respond accordingly.

PRCR-01130: Failed to get the name for resource type {0} from resource type enum class

Cause: An attempt to get the name of the resource type for the given resource type enum class.

Action: Ensure that the resource type enum class contains the proper resource type name.

PRCR-01131: CVU resource cannot be created because default network is not configured.

Cause: An attempt was made to create CVU resource without creating the dependent default network resource.

Action: Network resource can be created using the command 'srvctl add nodeapps'. Create the network resource and try this command again.

PRCR-01132: Failed to stop resources using a filter

Cause: An attempt to stop resources failed because resources were not running or running resources had dependent resources also running.

Action: Check the accompanying messages to identify dependent resources and stop them. Make sure that resources are running before stopping them.

PRCR-01133: Failed to stop database {0} and its running services

Cause: An attempt to stop given database and its running services failed.

Action: Correct any problems reported in accompanying messages.

PRCR-01134: Failed to stop database {0} and its running services on nodes {1}

Cause: An attempt to stop the given database and its running services failed on the specified nodes.

Action: Correct any problems reported in accompanying messages.

PRCR-01135: Failed to check if node with node number 0 exists

Cause: An attempt failed to determine whether a node numbered 0 exists.

Action: Follow action specified for accompanying message.

PRCR-01136: Action {0} is not allowed for snapshot entities

Cause: Internal error.

Action: Contact Oracle Support Services.

PRCR-01137: Action {0} is not allowed for CRS local entities

Cause: Internal error.

Action: Contact Oracle Support Services.

PRCR-01138: Failed to get cached attributes for entity {0} on node {1}

Cause: Internal error.

Action: Contact Oracle Support Services.

PRCR-01139: Cache is not ready to generate a snapshot

Cause: Internal error.

Action: Contact Oracle Support Services.

PRCR-01140: Wrong sequence number {0}, expected {1} or more

Cause: Internal error.

Action: Contact Oracle Support Services.

PRCR-01141: Attribute {0} is not set for local entity {1}

Cause: Internal error.

Action: Contact Oracle Support Services.

PRCR-01142: Failed to build a snapshot

Cause: Internal error.

Action: Contact Oracle Support Services.

PRCR-01143: Snapshot does not have information about database {0}

Cause: Internal Error: An attempt was made to operate on a database that does not exist in a snapshot.

Action: Contact Oracle Support Services.

PRCR-01144: failed to evaluate the effects of the proposed request on the following entities: {0}

Cause: An error occurred during processing of the proposed request.

Action: Review the accompanying error messages for details about the failure. Retry after resolving those issues.

PRCR-01145: The proposed operation being evaluated would result in an error \n{0}

Cause: The effect of the proposed WhatIf request resulted in an error.

Action: Review the accompanying error messages for details about the failure. Retry after resolving those issues.

PRCR-01146: The cluster active version doesn't allow the requested action

Cause: CRS failed to perform a request because the cluster upgrade is not completed.

Action: Complete the cluster upgrade and retry the request.

PRCR-01147: Snapshot support was interrupted

Cause: Internal error.

Action: Contact Oracle Support Services.

PRCR-01149: Failed to initialize snapshot subsystem

Cause: An attempt to initialize snapshot subsystem failed.

Action: Check the accompanying messages. Make sure that Oracle Clusterware is active.

PRCR-01150: Snapshot subsystem was not initialized

Cause: An attempt was made to create a snapshot but snapshot subsystem is not initialized.

Action: Check the accompanying messages. Make sure that Oracle Clusterware is active.

PRCR-01151: Snapshot does not have information about server {0}

Cause: An attempt was made to operate on a server that does not exist in a snapshot. Either the server name was misspelled or the server has not been registered at the time of snapshot creation.

Action: Make sure that the server name spelling is correct. Review the accompanying error messages for details about the failure. Retry after resolving those issues.

PRCR-01152: Invalid CRS cache mode: {0}

Cause: CRS cache does not support requested mode.

Action: Retry after supplying correct value for CRS Cache mode.

PRCR-01153: Snapshot internal error: {0}

Cause: Internal error.

Action: Contact Oracle Support Services.

PRCR-01154: Failed to create file output stream with file name: {0}

Cause: An attempt to create file output failed because of IO problems opening the file.

Action: Contact Oracle Support Services.

PRCR-01155: Failed to create file output stream with file name: {0} due to security manager does not allowed to permit the operation

Cause: An attempt to create file output failed due to security manager does not allowed to permit the operation.

Action: Run as different user or modify the security permissions or controls.

PRCR-01156: Failed to create file output stream with file name: {0} because 'count' or 'limit' is invalid

Cause: An attempt to create file output failed because of illegal arguments 'count' < 1 or 'limit' < 0.

Action: Retry with proper arguments 'limit' >= 0 or 'count' >= 1.

PRCR-01157: Failed to close the file output stream with file name: {0} due to security manager does not allow to close

Cause: An attempt to create file output failed due to security manager does not permit the operation.

Action: Run as different user or modify the security permissions or controls.

PRCR-01158: Directory {0} in file path does not exist

Cause: An attempt was made to operate on a directory that does not exist.

Action: Retry with valid directory.

PRCR-01159: Failed to create file output stream because of empty file name

Cause: An attempt to create file output stream failed because of empty file name.

Action: Specify valid file name.

PRCR-01160: Output stream does not exist

Cause: An attempt was made to operate on an output stream that does not exist.

Action: Contact Oracle Support Services.

PRCR-01161: Failed to write to output stream

Cause: An attempt to write to an output stream failed.

Action: Check if file system runs out of space otherwise contact Oracle Support Services.

PRCR-01162: Failed to format a message

Cause: An attempt to format a log message failed.

Action: Contact Oracle Support Services.

PRCR-01163: Failed to open or create the output stream with file name: {0}

Cause: An attempt to open or create an output file failed.

Action: Check if file system runs out of space otherwise contact Oracle Support Services.

PRCR-01164: Failed to flush an output stream

Cause: An attempt to flush a log output stream failed.

Action: Contact Oracle Support Services.

PRCR-01165: Failed to close the output stream

Cause: An attempt to close a log file failed.

Action: Contact Oracle Support Services.

PRCR-01166: An operation on output stream failed

Cause: An operation on output stream failed.

Action: Contact Oracle Support Services.

PRCR-01169: Mismatch between the number of attribute names ({0}) and the number of the corresponding attribute values ({1})

Cause: Internal error.

Action: Contact Oracle Support Services.

PRCR-01170: Failed to add resource {0}

Cause: An attempt to add the specified resource failed.

Action: Examine the accompanying error messages for details.

PRCR-01171: Insufficient number of arguments while executing "{0}"

Cause: An attempt was made to execute the specified script with insufficient number of arguments.

Action: This is an internal error. Contact Oracle Support Services.

PRCR-01172: Failed to execute "srvmhelper" for {0}

Cause: Failed to execute srvmhelper for the specified API.

Action: This is an internal error. Contact Oracle Support Services.

PRCR-01173: Failed to look up CRS resource for type {0}

Cause: An attempt to search for resource of the specified type failed.

Action: Check that at least one of the specified type exists. Examine the accompanying error messages for details.

PRCR-01174: Resource {0} is not running on nodes: {1}.

Cause: The specified resource was not started or not running on the specified nodes.

Action: Specify nodes on which the resource is running.

PRCR-01175: Failed to add ASM Listener "{0}" because a dependent resource does not exist.

Cause: During creation of an ASM listener resource, internal updates to associated ASM or IOServer resources could not be made because the resource(s) did not exist.

Action: Review the accompanying messages for more details.

PRCR-01176: A software exception has occurred.

Cause: An internal exception occurred while attempting to update resource dependencies during creation of an ASM Listener configuration.

Action: Contact Oracle Support Services.

PRCR-01177: Failed to update dependency on related resources when adding ASM listener "{0}"

Cause: During creation of an ASM listener resource, updates to associated ASM or IOServer resources failed.

Action: Review the accompanying messages for more details.

PRCR-01178: Execution of command failed on one or more nodes

Cause: Execution of a command through the administrator helper resource failed.

Action: Examine the accompanying error messages that provide the details of why and where command execution failed . Resolve the reported problem and retry.

PRCR-01179: Failed to retrieve nodes suitable for configuring an administrator-managed database

Cause: An attempt to execute the command 'olsnodes -a' has failed.

Action: Ensure that the clusterware stack is up. If it is, and the errors reported by olsnodes cannot be resolved, contact Oracle Support Services.

PRCR-01180: No response received

Cause: A response was not received while executing the command through the administrator helper resource.

Action: Ensure that the node specified is reachable and responsive. If the problem persists, Contact Oracle Support Services.

PRCR-01181: Failed to request action {0} on resource {1}

Cause: An attempt to request the action on the resource failed.

Action: Make sure that the resource is running.

PRCR-01182: Failed to request action {0} on resource {1} on nodes {2}

Cause: An attempt to request the action on the resource failed on the specified nodes.

Action: Make sure that the resource is running on the specified nodes.

PRCR-01183: Failed to request action {0} on multiple resources

Cause: An attempt to request the action on multiple resources failed.

Action: Make sure that the resources are running.

PRCR-01184: Response from the resource on which the action was requested was not in the correct format

Cause: An internal error occurred. The callback message for the requested action was not in the correct format during an attempt to request the action.

Action: Contact Oracle Support Services.

PRCR-01185: failed to execute "srvmhelper" for command "{0}" with the following errors:\n{1}

Cause: An attempt to execute the command has failed.

Action: Examine the accompanying error messages that provide the details of why and where command execution failed. Resolve the reported problem and retry.

PRCR-01186: Multiple final messages for the requested action were received for node {0}

Cause: An internal error occurred. Multiple final messages for the requested action were received during an attempt to request the action.

Action: Contact Oracle Support Services.

PRCR-01187: No final message for the requested action was received.

Cause: An internal error occurred. No final message for the requested action was received during an attempt to request the action.

Action: Contact Oracle Support Services.

PRCR-01188: The requested action cannot be executed because there is no resource instance.

Cause: The resource has no instance on the specified nodes or, if nodes were not specified, in the cluster.

Action: Make sure that at least one resource instance exists on the specified nodes or, if nodes were not specified, in the cluster.

PRCR-01189: The user {1} does not have read and execute permissions for the ACFS file system resource associated with path {0}.

Cause: A check on the permissions for the ACFS file system resource associated with the indicated path failed because the user indicated in the message did not have read and execute permissions for the resource.

Action: Verify that the specified user has read and execute permissions on the ACFS file system resource using 'srvctl config filesystem'. To change permissions use 'srvctl modify filesystem'.

PRCR-01190: The specified VIP name {0} resolves to multiple {1} addresses.

Cause: The specified VIP name did not resolve to a single IPv4 or IPv6 address.

Action: Specify a numeric GNS VIP address or ensure that the specified VIP name resolves to a single IPv4 or IPv6 address. Use 'nslookup *vipname*' to display the addresses to which the VIP name resolves.

PRCR-01191: The stop request failed because the resource is not running on nodes {0}.

Cause: A request to stop a resource was rejected because the resource did not have a running instance on the specified nodes.

Action: Specify nodes where the resource is running.

PRCR-01192: Resource {0} is not hosted by server pool {1}.

Cause: An attempt to start or stop the specified resource on the specified server pool failed because the resource is not hosted by the server pool.

Action: Specify a server pool on which the resource is hosted and retry.

PRCR-01193: The specified instance on cardinality ID {0} of resource {1} is already enabled.

Cause: An attempt to enable the specified resource instance was rejected because the resource instance was already enabled.

Action: None

PRCR-01194: The specified instance on cardinality ID {0} of resource {1} is already disabled.

Cause: An attempt to disable the specified resource instance was rejected because the resource instance was already disabled.

Action: No action is needed.

PRCR-01195: Resource {0} does not have attributes {1} on cardinality ID {2}.

Cause: An attempt to remove the specified attributes failed because these attributes did not exist on the specified cardinality.

Action: Retry after specifying attributes that exist on the cardinality ID.

PRCR-01196: The specified instances of resource {0} are already enabled.

Cause: An attempt to enable the resource instances was rejected because the resource instances were already enabled.

Action: No action is needed.

PRCR-01197: The specified instances of resource {0} are already disabled.

Cause: An attempt to disable the resource instances was rejected because the resource instances were already disabled.

Action: No action is needed.

PRCR-01198: failed to relocate resources using a filter

Cause: An attempt to relocate resources using the filter shown in the message failed.

Action: Respond based on the accompanying exception message.

PRCR-01199: timed out waiting for the spawned process to complete

Cause: An attempt to move the Oracle Grid Infrastructure home failed because the detached process timed out. The accompanying error messages provide details of the error.

Action: Examine the accompanying error messages that provide the details of why and where the command execution failed. Resolve the reported problem and retry.

PRCR-01200: failed to execute the detached process

Cause: An attempt to move the Oracle Grid Infrastructure home failed because the detached process failed with an error. The accompanying error messages provide details of the error.

Action: Examine the accompanying error messages that provide the details of why and where the command execution failed. Resolve the reported problem and retry.

PRCR-01201: The specified node "{0}" is not part of a cluster.

Cause: An attempt to obtain the Oracle Grid Infrastructure home was rejected because the specified node was not part of the cluster.

Action: Reissue the command by specifying a node that is part of a version 11.2.0.4 Oracle Grid Infrastructure cluster.

PRCR-01202: Value "{0}" is invalid for the CSS_CRITICAL resource attribute.

Cause: An attempt was made to set a value other than 'yes' or 'no' for the CSS_CRITICAL resource attribute. The indicated resource attribute can be set to either 'yes' or 'no' only.

Action: Specify a valid value and retry.

PRCR-01203: failed to copy the directory contents for directory "{0}"

Cause: An attempt to copy the directory contents for the specified directory failed.

Action: Examine the accompanying error messages and address the issues as described.

PRCR-01204: Failed to execute "srvmhelper" binary on node "{0}". Detailed error: \n{1}

Cause: An attempt to execute srvmhelper failed on the specified node.

Action: Examine the accompanying error details and address the issues as described.

PRCR-01205: failed to execute "srvmhelper" binary on node "{0}"

Cause: An attempt to execute srvmhelper failed on the specified node.

Action: Examine the accompanying error messages and address the issues as described.

PRCR-01206: failed to copy the directory contents for directory "{0}" because it is the same as the destination directory and the local node "{1}" was included in the list of nodes where the copy has to occur

Cause: An attempt to copy the directory contents was rejected because the destination directory path and source directory path were the same and the local node was part of the list of nodes where the copy had to occur.

Action: Retry the operation after removing the local node from the list of remote nodes where the copy has to occur.

PRCR-01207: The resources were already stopped.

Cause: An attempt to stop the resources failed because they were already stopped. For detailed information about the resources, review the accompanying error messages.

Action: None

PRCR-01208: File "{0}" on node "{1}" was empty.

Cause: The indicated file, which was expected to contain information about the Cluster Ready Services (CRS) configuration, was empty. This is an internal error.

Action: Contact Oracle Support Services.

PRCR-01209: failed to upgrade the dependencies for resource {0}

Cause: An attempt to upgrade the dependencies for the specified resource failed. Accompanying error messages provide detailed error information.

Action: Examine the accompanying error messages and respond accordingly.



PRCS-01000 to PRCS-01138

PRCS-01000: Failed to get enabled status of {0}

Cause: An attempt to check whether a server is enabled failed.

Action: Examine the accompanying error messages for details.

PRCS-01001: Failed to enable {0}

Cause: An attempt to enable the specified server failed.

Action: Examine the accompanying error messages for details.

PRCS-01002: Failed to disable {0}

Cause: An attempt to disable the specified server failed.

Action: Examine the accompanying error messages for details.

PRCS-01005: Failed to create server {0}

Cause: An attempt to create the specified server failed.

Action: Examine the accompanying error messages for details.

PRCS-01006: Failed to get server for node {0}

Cause: An attempt to get server for the specified node failed.

Action: Examine the accompanying error messages for details.

PRCS-01007: Server pool {0} already exists

Cause: The specified server pool already exists.

Action: Examine the accompanying error messages for details.

PRCS-01008: Server pool {0} does not exist

Cause: The specified server pool does not exist.

Action: Use the `srvctl` command to create server pool.

PRCS-01009: Failed to create server pool {0}

Cause: An attempt to create specified server pool failed.

Action: Examine the accompanying error messages for details.

PRCS-01010: Failed to get {0} of server pool {1}

Cause: An attempt to get the attribute value of the specified server pool failed.

Action: Examine the accompanying error messages for details.

PRCS-01011: Failed to modify server pool {0}

Cause: An attempt to modify the specified server pool failed.

Action: Examine the accompanying error messages for details.

PRCS-01012: Failed to remove server pool {0}

Cause: Failed to unregister server pool. This message is followed by the reason for failure.

Action: Retry after resolving the issue reported in the failure message.

PRCS-01013: Failed to look up server pool {0}

Cause: An attempt to get the specified server pool failed.

Action: Examine the accompanying error messages for details.

PRCS-01014: Server {0} is already part of server pool {1}

Cause: An attempt to add the server as a candidate for the specified server pool failed because the server is already in the pool's SERVER_NAME attribute.

Action: No action is needed.

PRCS-01015: Server {0} is not part of server pool {1}

Cause: An attempt to remove the server from the SERVER_NAMES attribute of the server pool failed because the specified server is not in the pool's SERVER_NAME attribute.

Action: Add the server to the server pool.

PRCS-01016: Failed to resolve Single Client Access Name {0}

Cause: An attempt to resolve specified Single Client Access Name to a list of IP addresses failed because Single Client Access Name could not be resolved in DNS using nslookup or using other lookup methods.

Action: Check whether the specified Single Client Access Name is correct. Review the underlying error messages that provide the details of which resource failed to resolve. Check the cause and action for the individual error. If Single Client Access Name should be resolved in DNS, check the configuration of Single Client Access Name in DNS.

PRCS-01017: Failed to configure Single Client Access Name {0}

Cause: An attempt to add cluster configuration for Single Client Access Name failed.

Action: Review the underlying error messages that provide the details of which resources failed to create. Check the cause and action for the individual resource creation failure.

PRCS-01018: Failed to add cluster configuration for Single Client Access Name listener {0}

Cause: An attempt to configure Single Client Access Name listener failed because endpoints were not specified correctly or other reasons.

Action: Review the underlying error messages that provide the details of which resources failed to create. Check the cause and action for the individual resource creation failure. If the endpoints were not specified correctly, correct endpoints.

PRCS-01019: Failed to remove the configuration for Single Client Access Name listener {0}

Cause: An attempt to remove the configuration of Single Client Access Name listener failed because other resources depended on it or other reasons.

Action: Review the underlying error messages that provide the details of which resources failed to remove. Stop Single Client Access Name listener resource before removing it. Can consider using force flag to remove Single Client Access Name listener resources if no other resources depend on it.

PRCS-01020: Failed to enable Single Client Access Name resources {0}

Cause: An attempt to enable Single Client Access Name resources failed.

Action: Review the underlying error messages that provide the details of which resources failed to enable. Check the cause and action for the individual resource creation failure.

PRCS-01021: Failed to disable Single Client Access Name resources {0}

Cause: An attempt to disable Single Client Access Name resources failed because current user did not have sufficient privileges to perform this operation or other reasons.

Action: Review the underlying error messages that provide the details of which resources failed to disable. Check the cause and action for the individual resource failure. Make sure that the user has root privileges on Linux/Unix's and Administrator on Windows.

PRCS-01022: Failed to start Single Client Access Name resources {0}

Cause: An attempt to start Single Client Access Name resources failed.

Action: Review the underlying error messages that provides the details of which resources failed to start.

PRCS-01023: Failed to stop Single Client Access Name resources {0}

Cause: An attempt to stop Single Client Access Name resources failed because Single Client Access Name listeners were not stopped/relocated or other reasons.

Action: Review the underlying error messages that provides the details of which resources failed to stop. Check the cause and action for the individual resource creation failure. Stop Single Client Access Name listeners first or use force flag to stop Single Client Access Name Virtual Internet Protocol(VIP) resources if no other resources depend on them.

PRCS-01024: Failed to remove Single Client Access Name Virtual Internet Protocol(VIP) resources {0}

Cause: Could not remove Single Client Access Name Virtual Internet Protocol(VIP) resources because the resources are running or Single Client Access Name listeners depend on or other reasons.

Action: Review the underlying error messages that provides the details of which resources failed to remove. Stop the Single Client Access Name VIPs and Single Client Access Name listeners, then remove Single Client Access Name listeners. Or use force flag to remove Single Client Access Name Virtual Internet Protocol(VIP) resources if no other resources depend on them.

PRCS-01025: Could not find any Single Client Access Name (SCAN) Virtual Internet Protocol (VIP) resources using filter {0}

Cause: An attempt to retrieve the SCAN VIP resources failed.

Action: Ensure that the resource name supplied is correct. Examine the accompanying error messages for additional details.

PRCS-01026: Could not find any Single Client Access Name (SCAN) listener resources using filter {0}

Cause: An attempt to retrieve the SCAN listener resources failed.

Action: Ensure that the resource name supplied is correct. Examine the accompanying error messages for additional details.

PRCS-01027: Could not find any Single Client Access Name listener with ordinal number {0}

Cause: Could not find the Single Client Access Name listener for specified ordinal number.

Action: Use the command 'srvctl config scan_listener' to check available ordinal number.

PRCS-01028: Single Client Access Name (SCAN) listener resources already exist on network {0}

Cause: Single Client Access Name listeners were already created on the specified network.

Action: Use the command 'srvctl modify scan_listener' to modify attributes if needed.

PRCS-01031: Failed to modify Single Client Access Name listeners using endpoints {0}

Cause: An attempt to modify Single Client Access Name listeners failed.

Action: Check if the endpoints specified are valid.

PRCS-01032: No server pool was found that matches the query {0}

Cause: An attempt to find server pools that match the given query found no matching server pool.

Action: Either configure a server pool via the command 'srvctl add srvpool' or modify existing a server pool via the command 'srvctl modify srvpool' to match the query and retry the request.

PRCS-01034: Failed to modify Single Client Access Name {0}

Cause: Failed to modify the configuration of Single Client Access Name because the endpoints were not specified correctly or extra Single Client Access Name VIPs could not be removed or other reasons.

Action: Review the underlying error messages that provides the details of which resources failed to modify. Resolve the reported problem and retry. If to modify the endpoints, specify correct endpoints. If to update the number of Single Client Access Name VIPs, stop the Single Client Access Name listeners that depend on.

PRCS-01035: Invalid number of TCP ports ({0}) for SCAN Listener

Cause: Either no port was specified, or more than one port was specified.

Action: Specify only one port number for TCP protocol for SCAN listener.

PRCS-01037: Single Client Access Name (SCAN) Virtual Internet Protocol (VIP) resources already exist on network {0}

Cause: An attempt was made to add SCAN VIPs when SCAN VIPs were already configured. Only one SCAN per cluster network can be configured.

Action: Remove the existing SCAN on the given network and add a new SCAN. Or, modify the SCAN to use a new SCAN name or have the existing SCAN name map to different SCAN VIPs.

PRCS-01038: Failed to find Single Client Access Name Virtual Internet Protocol(VIP) associated with listener {0}

Cause: Cannot find Single Client Access Name Virtual Internet Protocol(VIP) associated with the given listener.

Action: Examine the accompanying error messages to determine how to respond.

PRCS-01039: Failed to find Single Client Access Name listener associated with the given Virtual Internet Protocol(VIP) {0}

Cause: Cannot find Single Client Access Name listener associated with the given Virtual Internet Protocol(VIP).

Action: Examine the accompanying error messages to determine how to respond.

PRCS-01040: User {0} does not have CRS administrator role

Cause: The specified user did not have CRS administrator role.

Action: Grant CRS administrator role to the user by using the command 'crsctl add crs administrator -u <user_name>' and retry.

PRCS-01041: Invalid builtin server pool name {0}

Cause: The specified builtin server pool name is invalid.

Action: Provide a valid builtin server pool name. It can be Generic or Free.

PRCS-01042: Server pool {0} is not hosting any database currently

Cause: A database could not be found referencing the given server pool.

Action: Create the database configuration using the command 'srvctl add database ... - serverpool <server_pool>' and retry.

PRCS-01043: Server pool {0} is not hosting any database service currently

Cause: A service could not be found referencing the given server pool.

Action: Create the service configuration using the command 'srvctl add service ... - serverpool <server_pool>' and retry.

PRCS-01046: Name {0} is not valid

Cause: Specified name was not valid.

Action: Specify a valid string name, and retry.

PRCS-01047: Minimum size of {0} is not valid

Cause: Specified minimum size was not valid.

Action: Specify minimum size to be an integer equal to or greater than zero and less than the maximum size (other than -1), and retry.

PRCS-01048: Maximum size of {0} is not valid

Cause: Specified maximum size was not valid.

Action: Specify maximum size to be an integer greater than or equal to -1 and retry.

PRCS-01049: Importance of {0} is not valid

Cause: Specified importance was not valid.

Action: Specify importance value to be an integer greater than or equal to 0 and retry.

PRCS-01050: Could not add GNS VIP {0} because another one with name {1} already exists

Cause: The name of the GNS VIP to be added matches one that already existed.

Action: Specify another name.

PRCS-01051: Could not add GNS VIP using network {0} because registered another one using network {1} already exists

Cause: The network specified for the GNS VIP to be added matches one that already existed.

Action: Specify another network.

PRCS-01053: failed to resolve address for Grid Naming Service VIP {0};\n{1}

Cause: The address specified for the GNS VIP could not be resolved.

Action: Specify a valid address.

PRCS-01054: Failed to configure VIP for Grid Naming Service VIP {0}

Cause: The creation of the GNS VIP failed.

Action: Examine the accompanying error message for details.

PRCS-01055: Failed to modify Grid Naming Service VIP {0}

Cause: The modification of the GNS VIP failed.

Action: Examine the accompanying error message for details.

PRCS-01056: Could not find resources for Grid Naming Service Virtual Internet Protocol(VIP) {0}

Cause: The specified GNS VIP did not exist.

Action: Specify a valid GNS VIP name.

PRCS-01057: INTERNAL ERROR: no attributes specified.

Cause: No attributes to modify GNS with were passed to a method.

Action: This is an internal error. Please contact Oracle Customer Support.

PRCS-01058: INTERNAL ERROR: unsupported query type: "\${0}"

Cause: The type of query to be made to GNS is unrecognized.

Action: This is an internal error and should not be visible. Please contact Oracle Customer Support.

PRCS-01059: Failed to get sub-server pools of server pool {0}

Cause: Failed to look up PARENT_POOLS attribute of server pools containing the given server pool name. Ensure that current user has read permissions on the given server pool and its sub-server pools.

Action: Grant read permissions on the given server pool and its sub-server pools.

PRCS-01060: Failed to relocate servers {0} into server pool {1}

Cause: Failed to relocate servers into the given server pool. This message may be accompanied by others providing additional details. A likely cause is violation of defined configuration attributes such as pool MIN_SIZE, SERVER_NAMES etc.

Action: If the problem stems from violating configuration attributes, either modify the attributes or reformulate the request. Otherwise, contact Oracle Support Services.

PRCS-01061: Failed to find running database instances hosted by server pool {0}

Cause: Failed to find running database instances hosted by the servers in the given server pool. This message is accompanied by others providing additional details. A likely cause is that current user may not have permissions to query profiles of databases hosted by the given server pool.

Action: If lack of permissions is the cause of this failure, then use the command 'srvctl config *object* -a' to find the current owner of entity and retry the query as that owner user. Otherwise, contact Oracle Support Services.

PRCS-01062: Failed to determine whether server pool {0} has any parents or children

Cause: Failed to find parents or children of the given server pool. A likely cause is that current user may not have permissions to query profile of given server pool or profiles of other server pools whose PARENT_POOLS attribute contains this server pool name.

Action: If lack of permissions is the cause of this failure, then use the command 'srvctl config serverpool *serverpool* -a' to find the current owner of the server pool and retry the query as that owner user. Otherwise, contact Oracle Support Services.

PRCS-01063: Server pool {0} with minimum size {1}, maximum size {2}, importance {3} and server list ({4}) can not be created

Cause: Specified server pool cannot be created because of the reason provided by an accompanying exception message.

Action: Respond based on the accompanying exception message.

PRCS-01064: Failed to find server pools using filter {0}

Cause: Attempt to look up server pool entities using given filter failed. A likely cause is that current user does not have permissions to query server pool entities

Action: If lack of permissions is the cause of this failure, then use the command 'srvctl config serverpool -a' to find the current owner of the server pools and retry the query as that owner user. Otherwise, contact Oracle Support Services.

PRCS-01065: GNS server is not configured in this cluster.

Cause: A command that applies only to a GNS server cluster was rejected because this cluster has not been configured as a GNS server.

Action: If GNS server is to run in this cluster, use the 'srvctl add gns' command to configure it.

PRCS-01066: Server group {0} with server list ({1}) can not be created

Cause: Specified server group cannot be created because of the reason provided by an accompanying exception message.

Action: Respond based on the accompanying exception message.

PRCS-01067: Failed to find online database instances hosted by server pool {0}

Cause: Failed to find online database instances hosted by the servers in the given server pool. This message is accompanied by others providing additional details. A likely cause is that current user may not have permissions to query profiles of databases hosted by the given server pool.

Action: If lack of permissions is the cause of this failure, then use the command 'srvctl config *object* -a' to find the current owner of the entity and retry the query as that owner user. Otherwise, contact Oracle Support Services.

PRCS-01068: Oracle Clusterware server entity for node {0} does not exist

Cause: The server entity for the specified node does not exist.

Action: Start Oracle Clusterware on the given node and retry.

PRCS-01069: Label {0} in GNS domain name {1} does not follow RFC-1035 convention

Cause: The specified portion of the GNS domain name does not follow RFC-1035 label conventions.

Action: Specify a domain name that follows RFC-1035 conventions. According to RFC-1035 conventions, the domain name consists of a set of labels separated by ".". A label must begin with an alphabetic character and can contain only alphanumerics and "-" (dash or minus character), end with an alphanumeric, and be no more than 63 characters long.

PRCS-01070: Label {0} part of GNS domain name {1} is too long

Cause: The specified portion of the GNS domain name does not follow RFC-1035 label conventions, as it is longer than 63 characters.

Action: Specify a domain name that follows RFC-1035 conventions. The domain name consists of a set of labels separated by ".". Label must begin with an alphabetic character and can contain only alphanumeric characters and "-" (dash or minus character), end with an alphanumeric and be no more than 63 characters long.

PRCS-01071: An error occurred while trying to look up IP address for domain name {0}

Cause: An error occurred while trying to translate the indicated fully domain qualified name (FQDN) to an IP addresses.

Action: Make sure that name servers on local node are correctly configured. If the domain in the FQDN is GNS domain make sure that DNS has been set up to forward request to GNS and GNS resource is online. Make sure that there are no firewalls between the local node and the name servers.

PRCS-01072: Failed to create server pool with reserved name {0}

Cause: Request to create the specified server pool was rejected because specified server pool name is the name of builtin server pool of Oracle Clusterware.

Action: Supply a server pool name other than the builtin server pool name (Generic or Free) of Oracle Clusterware and retry.

PRCS-01073: The specified GNS logging level {0} was outside the expected range of {1} to {2}

Cause: The 'log_level' value in the 'srvctl start gns -loglevel <log_level>' command was less than the minimum limit.

Action: Ensure that the 'log_level' value is within the valid range.

PRCS-01074: The specified GNS logging level {0} was outside the expected range of {1} to {2}

Cause: The 'log_level' value in the 'srvctl start gns -loglevel <log_level>' command was greater than the maximum limit.

Action: Ensure that the 'log_level' value is within the valid range.

PRCS-01075: GNS Domain name {0} ends with invalid character {1}

Cause: The specified GNS domain name ends with an invalid character and does not follow RFC-1035 label conventions.

Action: Specify a domain name that follows RFC-1035 conventions. According to RFC-1035 conventions, the domain name consists of a set of labels separated by ".". A label must begin with an alphabetic character and can contain only alphanumeric characters or "-" (dash or minus character), end with an alphanumeric, and be no more than 63 characters long.

PRCS-01076: Invalid Single Client Access Name {0}. The subnet {1} of SCAN VIP {2} differs from the subnet {3} of network {4}

Cause: The SCAN VIPs resolved from the specified Single Client Access Name are in a subnet that differs from the network's subnet.

Action: Use the SCAN name that can be resolved to the SCAN VIPs in the same subnet of network resource.

PRCS-01077: The specified trace level {0} was outside the expected range of {1} to {2}

Cause: The trace level value was less than the minimum limit or greater than the maximum limit.

Action: Ensure that the trace level value is within the valid range.

PRCS-01078: Failed to update the invited nodes {0} for service registration with Scan Listener {1}

Cause: An attempt to update the invited nodes attribute failed.

Action: Retry the request after ensuring that the CRS stack is running, the SCAN listener resource has been configured, and the user has update permission on the SCAN listener resource.

PRCS-01079: Failed to retrieve the invited nodes for service registration with Scan Listener {0}

Cause: An attempt to retrieve the invited nodes attribute value of scan listener failed.

Action: Retry the request after ensuring that the CRS stack is running, the SCAN listener resource has been configured, and the user has update permission on the SCAN listener resource.

PRCS-01080: Failed to update the invited subnets {0} for service registration with Scan Listener {1}

Cause: An attempt to update the invited subnets attribute of scan listener failed.

Action: Retry the request after ensuring that the CRS stack is running, the SCAN listener resource has been configured, and the user has update permission on the SCAN listener resource.

PRCS-01081: Failed to retrieve the invited subnets for service registration with Scan Listener {0}

Cause: An attempt to retrieve the invited subnets attribute of scan listener failed.

Action: Retry the request after ensuring that the CRS stack is running, the SCAN listener resource has been configured, and the user has update permission on the SCAN listener resource.

PRCS-01082: Invalid built-in server category name {0}

Cause: The specified category name was invalid.

Action: Provide a valid category name. It can be ora.hub.category or ora.leaf.category.

PRCS-01083: There is no server category {0} registered in CRS

Cause: The server category did not exist.

Action: Add the server category using the command 'crsctl add category <category_name>' or use the command 'crsctl status category' to get a list of server categories already registered in CRS.

PRCS-01084: Failed to find server categories using filter {0}

Cause: An attempt to look up server category entities using the given filter failed.

Action: See the accompanying error messages for further details.

PRCS-01085: Server category {0} already exists

Cause: A server category that already exists was specified.

Action: Examine the accompanying error messages for details.

PRCS-01086: Failed to create category {0}

Cause: An attempt to create the specified server category failed.

Action: Examine the accompanying error messages for details.

PRCS-01087: SCAN name "{0}" does not resolve to an IPv4 or IPv6 address

Cause: The SCAN name did not resolve to an IP address (either IPv4 or IPv6).

Action: Ensure that the SCAN name resolves to an IP address.

PRCS-01088: SCAN name "{0}" resolves to a different number of IPv4 ({1}) and IPv6 ({2}) addresses

Cause: The number of IPv4 and IPv6 addresses that the SCAN name resolved to were not equal.

Action: Ensure that the SCAN name resolves to an equal number of IPv4 and IPv6 addresses.

PRCS-01089: Domain must be supplied because network "{0}" has type "{1}".

Cause: An attempt to add GNS on a non-static network was rejected because a domain was not supplied.

Action: Ensure that a domain is forwarded from DNS, and supply the domain using the command 'srvctl add gns -vip *address* -domain *domain*'.

PRCS-01090: Failed to retrieve the sub-domain configured for GNS

Cause: An attempt to retrieve the sub-domain attribute of the specified Grid Naming Service (GNS) failed.

Action: Retry the request after ensuring that the CRS stack is running, the GNS resource has been configured, and the user has read permission on the GNS resource.

PRCS-01091: The scan name "{0}" resolves to {1} addresses such as "{2}", while network {3} has only {4} subnet

Cause: The given scan name resolved to a type of addresses that the network did not have.

Action: Either modify the network via the command 'srvctl modify network -subnet' to include the missing type or make sure that the scan name resolves only to the addresses of the same type as the network.

PRCS-01092: Failed to get the value for the attribute {0} of server category {1}

Cause: An attempt to get the attribute value of the specified server category failed.

Action: Examine the accompanying error messages for details.

PRCS-01093: Server pool {0} does not have a server category defined

Cause: The server pool did not have the server category defined as required for policy-managed databases in an Oracle Flex Cluster.

Action: Modify the server pool using the command 'srvctl modify srvpool -serverpool *serverpool* -category *category* -servers ""'.

PRCS-01094: Server category {0} of server pool {1} has the following non-hub active CSS role: {2}

Cause: The server category of the server pool did not have ACTIVE_CSS_ROLE=HUB as required for policy-managed databases in a Flex Cluster.

Action: Modify the server pool to use a server category that has the hub active CSS role or modify the server category to use ACTIVE_CSS_ROLE=HUB.

PRCS-01095: Conflicting specification of 'servers' and 'category' arguments for the serverpool {0}

Cause: Both 'servers' and 'category' arguments were specified on the command.

Action: Retry the request with either 'servers' or 'category' argument.

PRCS-01096: The serverpool {0} already contains the server names

Cause: The command 'srvctl modify srvpool' specified 'category' option, but the server pool already has a server names attribute.

Action: Remove the server names attribute by issuing the command 'srvctl modify srvpool -serverpool <pool_name> -servers ""'

PRCS-01097: The serverpool {0} already contains the server category

Cause: A 'srvctl modify srvpool' command specified 'servers' but the server pool already has a server category attribute.

Action: Remove the server category attribute by issuing the command 'srvctl modify srvpool -serverpool <pool_name> -category ""'

PRCS-01098: Active CSS role of the server category {0} of PQ server pool {1} is not set

Cause: The server category of the server pool did not specify ACTIVE_CSS_ROLE.

Action: Modify the PQ server pool to use a server category that has a valid active CSS role or modify the server category to set ACTIVE_CSS_ROLE.

PRCS-01099: Nodes {0} of the server pool {1} do not have HUB active CSS roles

Cause: The server pool did not have nodes with ACTIVE_CSS_ROLE=HUB as required for policy-managed databases in a Flex Cluster.

Action: Modify the server pool to use nodes that have HUB active CSS roles.

PRCS-01100: Nodes {0} of the PQ server pool {1} do not have LEAF active CSS roles

Cause: The server pool did not have nodes with ACTIVE_CSS_ROLE=LEAF as required for policy-managed databases in a Flex Cluster.

Action: Modify the server pool to use nodes that have LEAF active CSS roles.

PRCS-01101: Unable to create GNS resource because it already exists.

Cause: An attempt was made to add the GNS resource but the resource already exists.

Action: Either remove the GNS resource and then add it, or avoid adding an already existing resource.

PRCS-01102: Could not find any Single Client Access Name (SCAN) Virtual Internet Protocol (VIP) resources using filter {0} on network {1}

Cause: An attempt to retrieve the SCAN VIP resources on the indicated network failed.

Action: Ensure that the resource name supplied is correct. Examine the accompanying error messages for additional details.

PRCS-01103: Could not find any Single Client Access Name (SCAN) listener resources using filter {0} on network {1}

Cause: An attempt to retrieve the SCAN listener resources on the indicated network failed.

Action: Ensure that the resource name supplied is correct. Examine the accompanying error messages for additional details.

PRCS-01104: Could not find the Single Client Access Name (SCAN) listener with ordinal number {0} on network {1}

Cause: An attempt to find the SCAN listener for the specified ordinal number and network failed.

Action: Use the command 'srvctl config scan_listener -netnum' to check the available ordinal numbers on the given network.

PRCS-01105: Server category {0} of Parallel Query server pool {1} has the following non-leaf active CSS role: {2}

Cause: The server category of the server pool did not have ACTIVE_CSS_ROLE=LEAF as required for the parallel query helper service of the policy-managed databases in a Flex Cluster.

Action: Modify the Parallel Query server pool to use a server category that has the leaf active CSS role or modify the server category to use ACTIVE_CSS_ROLE=LEAF.

PRCS-01106: Nodes {0} of the Parallel Query server pool {1} do not have the leaf active CSS role

Cause: The server pool did not have nodes with ACTIVE_CSS_ROLE=LEAF as required for policy-managed databases in a Flex Cluster.

Action: Modify the server pool to use nodes that have the leaf active CSS role.

PRCS-01107: Cannot add resource on network {0}, which is configured as leaf.

Cause: An attempt to add a resource using a network configured as 'leaf' was made.

Action: Add the resource on a network not configured as 'leaf'.

PRCS-01108: Cannot modify resource to use network {0}, which is configured as leaf.

Cause: An attempt to modify a resource using a network configured as 'leaf' was made.

Action: Provide a network not configured as 'leaf'.

PRCS-01110: Single Client Access Name (SCAN) {0} does not resolve to {1} addresses although it should resolve to both IPv4 and IPv6 addresses

Cause: An attempt to modify the SCAN name while the network type was 'BOTH' was rejected because the specified SCAN name did not resolve to both IPv4 and IPv6 addresses required by the network.

Action: Make sure that the specified SCAN name resolves to both IPv4 and IPv6 addresses.

PRCS-01111: Could not modify GNS VIP because registered type and IP address type are different

Cause: The IP address type specified for the GNS VIP to be added differed from the registered network type.

Action: Specify an IP address of the type that is registered.

PRCS-01112: Server {0} is not assigned to any server pool.

Cause: The given server was not yet recognized by Oracle Clusterware and therefore was not active in any server pool.

Action: Check the state of the server using the command 'crsctl status server *server* -f'.

PRCS-01113: The Single Client Access Name (SCAN) VIP address "{0}" does not belong to network {1} which has only an {2} subnet.

Cause: The network modification failed because the type of the specified SCAN VIP address was incompatible with the subnet of the specified network.

Action: Either modify the network via the command 'srvctl modify network -subnet' to include the missing type or make sure that the SCAN VIP is an address of the same type as the network.

PRCS-01115: An attempt to retrieve the Rapid Home Provisioning Server host name and port number failed with the following error:\n{0}

Cause: While looking up Rapid Home Provisioning Server (RHPS) connection details in Grid Naming Service (GNS), an attempt to retrieve the host name and port number failed.

Action: Examine the accompanying error message. Make sure that both the GNS and the Rapid Home Provisioning Server are running on the RHPS cluster.

PRCS-01116: no SRV record for service {0} found in the Grid Naming Service (GNS)

Cause: This is an internal error.

Action: Contact Oracle Support Services.

PRCS-01117: invalid format for SRV record {0} returned from the Grid Naming Service (GNS)

Cause: This is an internal error.

Action: Contact Oracle Support Services.

PRCS-01118: The supplied GNS VIP name "{0}" resolves to multiple IP addresses "{1}".

Cause: Install prerequisite checking determined that the indicated GNS VIP name entered was resolved to the multiple IP addresses shown.

Action: Repeat the install interview supplying a GNS VIP name that resolves to exactly one address, or a numeric GNS VIP address. Alternatively, modify the name service address mapping to associate only one address with the name and rerun the prerequisite check.

PRCS-01119: illegal attempt to modify the Grid Naming Service instance role to client

Cause: An attempt to modify the Grid Naming Service (GNS) role to client was made.

Action: Valid GNS roles are PRIMARY and SECONDARY. Specify one of them and reissue the command.

PRCS-01120: The supplied GNS VIP name "{0}" resolves to multiple addresses "{1}" of types IPv4 or IPv6.

Cause: More than one IP address of either type IPv4 or type IPv6 were found when resolving the specified Grid Naming Service (GNS) VIP name.

Action: Supply a GNS VIP name that resolves to exactly two addresses, one of type IPv4 and one of type IPv6.

PRCS-01121: The supplied GNS VIP name "{0}" resolves to multiple addresses "{1}" of type IPv4.

Cause: More than one IP address of type IPv4 was found when resolving the specified Grid Naming Service (GNS) VIP name.

Action: Supply a GNS VIP name that resolves to exactly one IPv4 address, or supply a numeric GNS VIP address.

PRCS-01122: The supplied GNS VIP name "{0}" resolves to multiple addresses "{1}" of type IPv6.

Cause: More than one IP address of type IPv6 was found when resolving the specified Grid Naming Service (GNS) VIP name.

Action: Supply a GNS VIP name that resolves to exactly one IPv6 address, or supply a numeric GNS VIP address.

PRCS-01123: failed to get the extended cluster configuration information

Cause: An attempt to get the extended cluster configuration information failed.

Action: Examine the accompanying error messages for details and retry the command, making sure that the CRS stack is running.

PRCS-01124: failed to get Oracle Clusterware sites

Cause: An attempt to get Oracle Clusterware sites failed.

Action: Examine the accompanying error messages for details and retry the command, making sure that the CRS stack is running.

PRCS-01125: failed to get Oracle Clusterware site for node {0}

Cause: An attempt to retrieve Oracle Clusterware site for specified node failed.

Action: Examine the accompanying error messages for details and retry the command, making sure that the CRS stack is running.

PRCS-01126: SCAN {0} has no static IPv4 addresses configured for Single Client Access Name (SCAN) Virtual IPs (VIP).

Cause: An attempt to modify the network type of the indicated SCAN to 'static' was rejected because the SCAN did not have SCAN VIPs configured with static IPv4 addresses.

Action: Use the command 'srvctl modify scan' to configure the indicated SCAN with SCAN VIPs whose addresses resolve to static IPv4 addresses.

PRCS-01127: SCAN {0} has no static IPv6 addresses configured for Single Client Access Name (SCAN) Virtual IPs (VIP).

Cause: An attempt to modify the network type of the indicated SCAN to 'static' was rejected because the SCAN did not have SCAN VIPs configured with static IPv6 addresses.

Action: Use the command 'srvctl modify scan' to configure the indicated SCAN with SCAN VIPs whose addresses resolve to static IPv6 addresses.

PRCS-01128: SCAN {0} does not have static IP addresses of both types IPv4 and IPv6 configured for Single Client Access Name (SCAN) Virtual IPs (VIP).

Cause: An attempt to modify the network type of the indicated SCAN to 'static' was rejected because the SCAN did not have SCAN VIPs configured with static addresses of each of the types IPv4 and IPv6.

Action: Use the command 'srvctl modify scan' to configure the indicated SCAN with SCAN VIPs whose addresses resolve to static IPv4 and IPv6 addresses.

PRCS-01129: nodes {0} of the reader farm server pool {1} do not have LEAF active CSS roles

Cause: An attempt to add or modify a service was rejected because the specified server pool did not have nodes with ACTIVE_CSS_ROLE=LEAF as required for the policy-managed databases using reader farm services.

Action: Modify the server pool to use nodes that have LEAF active Oracle Cluster Synchronization Services (CSS) roles using 'srvctl modify serverpool -category' and retry the operation.

PRCS-01130: failed to add reader farm service because network {0} is not extended to work on Leaf Nodes

Cause: An attempt to add a reader farm service was rejected because the provided network was not extended to Leaf Nodes.

Action: Specify a network that is extended to work on Leaf Nodes, or run 'srvctl modify network -extendtoleaf' and repeat the operation.

PRCS-01131: unable to convert a reader farm service to another service type

Cause: An attempt to modify a reader farm service configuration was rejected because service type conversion is not supported.

Action: Create a new service of the required service type.

PRCS-01132: Database {0} is configured to use parallel query services.

Cause: An attempt to add a reader farm service configuration was rejected because the specified database was already configured to use parallel query services.

Action: Specify a different database or remove the parallel query services using the command 'srvctl remove service' and add the reader farm service using the command 'srvctl add service'.

PRCS-01133: Database {0} is configured to use reader farm services.

Cause: An attempt to add a parallel query service configuration was rejected because the specified database was already configured to use reader farm services.

Action: Specify a different database or remove the reader farm services using the command 'srvctl remove service' and add the parallel query service using the command 'srvctl add service'.

PRCS-01134: Server category {0} of server pool {1} has the following non-LEAF CSS role: {2}

Cause: An attempt to add or modify a reader farm service was rejected because the server category of the specified server pool did not have ACTIVE_CSS_ROLE=LEAF as required for reader farm services.

Action: Modify the server pool to use a server category that has the LEAF active CSS role or modify the server category to use ACTIVE_CSS_ROLE=LEAF and retry the operation.

PRCS-01135: unable to convert non-reader farm service {0} to reader farm service type

Cause: An attempt to modify a non-reader farm service configuration was rejected because service type conversion is not supported.

Action: Create a new reader farm service using the command 'srvctl add service -rfpool'.

PRCS-01136: unable to set the candidate server list for a server pool to a list of servers with mixed CSS roles.

Cause: An attempt to set the candidate server list for a server pool was rejected because the specified servers were not all Hub Nodes or all Leaf Nodes.

Action: Retry the operation specifying a list of servers that all have ACTIVE_CSS_ROLE set to 'hub' or that all have ACTIVE_CSS_ROLE set to 'leaf'.

PRCS-01137: The release specified must be 12.1.0.2 or later.

Cause: An attempt to export the Grid Naming Service (GNS) credentials with the -version option failed because the specified release was earlier than 12.1.0.2

Action: Reissue the command, specifying release 12.1.0.2 or later.

PRCS-01138: invalid VIP addresses "{0}" because the specified IP addresses are reachable

Cause: The specified command was rejected because the Virtual Internet Protocol (VIP) address was reachable.

Action: Configure VIPs to use IP addresses that are not active on any host system and cannot be reached using 'ping'.

PRCT-01000 to PRCT-01498

PRCT-01000: File path is null

Cause: The supplied path is set to null.

Action: Oracle internal error. Contact Oracle Support Services..

PRCT-01001: Node name is null

Cause: The supplied node name is set to null.

Action: Oracle internal error. Contact Oracle Support Services.

PRCT-01003: failed to run "{0}" on node "{1}"

Cause: An attempt to execute the specified command failed. The accompanying error messages provide more details.

Action: Examine the accompanying error messages for details and either retry or contact Oracle Support Services.

PRCT-01004: Directory name passed was null

Cause: The supplied directory name is set to null.

Action: Oracle internal error. Contact Oracle Support Services.

PRCT-01005: Directory {0} does not exist

Cause: The supplied directory path does not exist.

Action: Oracle internal error. Contact Oracle Support Services.

PRCT-01006: Failed to retrieve cluster name from node "{0}"

Cause: Failed to get the cluster name using the command 'olsnodes -c' from the specified node.

Action: Execute the command 'olsnodes -c' from the specified node and check the output of the command. Fix the problem according to the error message given in the command output.

PRCT-01007: Failed to retrieve local node name

Cause: Underlying call failed to get the local hostname.

Action: Please check the accompanying error message.

PRCT-01008: Failed to retrieve node names

Cause: Failed to get the node names using the command 'olsnodes'.

Action: Execute the command 'olsnodes' and check the output of the command. Fix the problem according to the error message given in the command output.

PRCT-01009: crsctl execution failed. Detailed error:\n{0}

Cause: Failed to execute crsctl command.

Action: Examine the accompanying error message for details.

PRCT-01010: crsctl execution failed on node {0}. Detailed error: \n{1}

Cause: Failed to execute crsctl command on the specified node.

Action: Examine the accompanying error message for details.

PRCT-01011: Failed to run "{0}". Detailed error: {1}

Cause: Failed to execute the specified command on the local node.

Action: Execute the specified command from the console and check the result. Fix the problem according to the error message given in the command output.

PRCT-01012: Invalid file path {0}

Cause: The supplied path does not exist.

Action: Oracle internal error. Contact Oracle Support Services.

PRCT-01013: failed to start remote execution server on local node

Cause: An attempt to start the required remote execution server on the local node failed. Detailed failure information is supplied by the accompanying messages.

Action: Correct the problem indicated by the accompanying error messages. On Windows systems, ensure that the current user has the authority to remove and create directories and files in the 'C:\\Windows\\Temp' directory and to create and delete registry entries.

PRCT-01014: Internal error: {0}

Cause: An internal error occurred. The included value is an internal identifier.

Action: Oracle internal error. Contact Oracle Support Services.

PRCT-01015: Version supplied is null

Cause: The supplied version was set to null.

Action: Oracle internal error. Contact Oracle Support Services.

PRCT-01050: Failed to parse output returned by kfod when executing kfod at location {0}

Cause: Failed to parse the output returned by executing kfod because the output string is null or has fewer rows than expected

Action: This is an internal error. Contact Oracle Support Services.

PRCT-01051: Failed to parse the output returned by kfod for node {0} when executing kfod at location {1}

Cause: Failed to parse the output returned by executing kfod on the specified node because the output string is null or has fewer rows than expected.

Action: This is an internal error. Contact Oracle Support Services.

PRCT-01052: Failed to parse output {0} returned by kfod when executing kfod at location {1}

Cause: Failed to parse the output returned by executing kfod because the output has fewer columns than expected.

Action: This is an internal error. Contact Oracle Support Services.

PRCT-01053: Failed to parse output {0} returned by kfod for node {1} when executing kfod at location {2}

Cause: Failed to parse the output returned by executing kfod on the specified node because the output has fewer columns than expected.

Action: This is an internal error. Contact Oracle Support Services.

PRCT-01054: Fail to retrieve ASM active version for local node

Cause: Failed to get the active version of ASM by executing 'kfod nohdr=true op=version hostlist=*hostlist*'.

Action: This is an internal error. Contact Oracle Support Services.

PRCT-01055: Fail to retrieve ASM active version for node {0}. kfod execution failed at location {1}. Detailed error:\n{2}

Cause: Failed to get the active version of ASM by executing 'kfod nohdr=true op=version hostlist=*hostlist*' on the specified node.

Action: Examine the accompanying error messages for details.

PRCT-01056: Fail to retrieve ASM instance type. kfod execution failed at location {0}. Detailed error:\n{1}

Cause: Failed to get the instance type for ASM instance by executing 'kfod nohdr=true op=version'.

Action: Examine the accompanying error messages for details.

PRCT-01057: The value of ASM instance type {0} is not correct

Cause: The value of ASM instance type is invalid.

Action: The instance type of ASM can only be YES or NO.

PRCT-01058: Fail to check if ASM is running on node {0}. kfod execution failed at location {1}. Detailed error:\n{2}

Cause: Failed to check whether ASM is running by executing 'kfod nohdr=true op=insts hostlist=*hostlist*'.

Action: Examine the accompanying error messages for details.

PRCT-01059: Fail to retrieve list of disk group names for node {0}. kfod execution failed at location {1}. Detailed error:\n{2}

Cause: Failed to get the diskgroup names by executing 'kfod nohdr=true op=groups hostlist=*hostlist*'.

Action: Examine the accompanying error messages for details.

PRCT-01060: Fail to check if ASM is in rolling migration. kfod execution failed at location {1}. Detailed error:\n{2}

Cause: Failed to check whether ASM is in rolling migration by executing 'kfod nohdr=true op=rm'.

Action: Examine the accompanying error messages for details.

PRCT-01061: Failed to verify ASM client credentials file "{0}"\n{1}

Cause: An attempt to verify that the ASM client credentials file specified is a valid credentials file failed.

Action: Examine the accompanying error messages for details.

PRCT-01062: Failed to verify ASM client credentials.\n{0}

Cause: An attempt to verify the ASM credentials for this client cluster failed.

Action: Examine the accompanying error messages for details.

PRCT-01063: Failed to get list of disks managed by ASM on node "{0}"\n{1}

Cause: An attempt to obtain the list of disks that are managed by ASM on the specified node failed.

Action: Examine the accompanying error messages for details.

PRCT-01064: Failed to get ASM default disk discovery string \n {0}

Cause: An attempt to obtain the ASM default disk string failed.

Action: Examine the accompanying error messages for details.

PRCT-01065: Failed to verify the size consistency of ASM disks on node "{0}". kfd execution failed at location "{1}". Detailed error:\n{2}

Cause: An attempt to verify the consistency of ASM disk sizes failed on the identified node with the indicated error message.

Action: Examine the accompanying error messages for details.

PRCT-01100: Failed to retrieve ACFS active version for local node

Cause: Failed to execute acfsutil to retrieve the ACFS active version on the local node.

Action: Review the accompanying error messages that provides the details of why acfsutil execution failed. Resolve the reported problem and retry.

PRCT-01101: Failed to retrieve ACFS active version for node {0}. acfsutil execution failed at file location {1}. Detailed error:\n{2}

Cause: Failed to execute acfsutil to retrieve the ACFS active version on the supplied node.

Action: Review the accompanying error messages that provides the details of why acfsutil execution failed. Resolve the reported problem and retry.

PRCT-01102: Failed to parse output when executing acfsutil at file location {0}

Cause: Unable to parse output returned by acfsutil.

Action: Oracle internal error. Contact Oracle Support Services.

PRCT-01103: Failed to parse the output for node {0} when executing acfsutil at file location {1}

Cause: Unable to parse output returned by acfsutil on the supplied node.

Action: Oracle internal error. Contact Oracle Support Services.

PRCT-01104: Failed to parse output {0} when executing acfsutil at file location {1}

Cause: Unable to parse output returned by acfsutil at specified location.

Action: Oracle internal error. Contact Oracle Support Services.

PRCT-01105: Failed to parse output {0} for node {1} when executing acfsutil at file location {2}

Cause: Unable to parse output returned by acfsutil at specified location on the supplied node.

Action: Oracle internal error. Contact Oracle Support Services.

PRCT-01109: Failed to get diskgroup names for node {0}

Cause: Unable to parse diskgroup names returned by acfsutil on the supplied node.

Action: Oracle internal error. Contact Oracle Support Services.

PRCT-01111: Received empty result while getting ACFS Mount Points on node {1}

Cause: The output returned by acfsutil is empty.

Action: Oracle internal error. Contact Oracle Support Services.

PRCT-01114: Execution of acfsutil command failed on node {0} for location {1}

Cause: Failed to execute acfsutil on the supplied node at the specified location.

Action: Review the accompanying error messages that provides the details of why acfsutil execution failed. Resolve the reported problem and retry.

PRCT-01115: Execution of acfsutil failed on node {0} with result {1}

Cause: Failed to execute acfsutil on the supplied node.

Action: Review the accompanying error messages that provides the details of why acfsutil execution failed. Resolve the reported problem and retry.

PRCT-01116: Invalid partition path {0} specified to acfsutil on node {1}

Cause: The supplied path did not exist.

Action: Supply a valid partition path and retry.

PRCT-01117: Received empty result while getting ACFS Disk Groups on node {1}

Cause: The output returned by acfsutil is empty.

Action: Oracle internal error. Contact Oracle Support Services.

PRCT-01118: Received empty result while getting total space at file location {0} on node {1}

Cause: The output returned by acfsutil is empty.

Action: Oracle internal error. Contact Oracle Support Services.

PRCT-01119: Received empty result while getting free space at file location {0} on node {1}

Cause: The output returned by acfsutil is empty.

Action: Oracle internal error. Contact Oracle Support Services.

PRCT-01120: A NULL path has been specified for the location on node {0}

Cause: A null path was provided for the location.

Action: Oracle internal error. Contact Oracle Support Services.

PRCT-01121: Execution of acfsutil failed on local node with result {0}

Cause: Execution of acfsutil failed on the local node.

Action: Review the accompanying error messages that provides the details of why acfsutil execution failed. Resolve the reported problem and retry.

PRCT-01122: Received empty result while getting mountpoint for path {0} on the local node

Cause: acfsutil returned an empty value when querying for the mountpoint of a specified path.

Action: Oracle internal error. Contact Oracle Support Services.

PRCT-01123: The mountpoint is either set to null or empty

Cause: The supplied mountpoint is either an empty string or is set to null.

Action: Oracle internal error. Contact Oracle Support Services.

PRCT-01124: Received empty result while getting volume device for mountpoint {0} on the local node

Cause: acfsutil returned an empty value when querying for the volume device of a specified mountpoint.

Action: Oracle internal error. Contact Oracle Support Services.

PRCT-01125: The volume device is either set to null or empty

Cause: The supplied volume device is either an empty string or is set to null.

Action: Oracle internal error. Contact Oracle Support Services.

PRCT-01126: Received empty result while getting mountpoint for volume device {0} on the local node

Cause: acfsutil returned an empty value when querying for the volume device of a specified mountpoint.

Action: Oracle internal error. Contact Oracle Support Services.

PRCT-01127: Received empty result while getting all volume devices on the local node

Cause: No ACFS volume devices has been created.

Action: Use usmca to create ACFS volume devices.

PRCT-01128: ACFS is not supported on this operating system

Cause: ACFS is not supported on the accompanying operating system.

Action: Run srvctl filesystem command on a supported operating system.

PRCT-01129: Execution of ACFS driver state check failed on local node with result {0}

Cause: Execution of ACFS driver state check failed on the local node

Action: Review the accompanying error messages that provides the details of why ACFS driver state check execution failed. Resolve the reported problem and retry.

PRCT-01130: Execution of advmutil failed on local node with result {0}

Cause: Execution of advmutil failed on the local node

Action: Review the accompanying error messages that provides the details of why advmutil execution failed. Resolve the reported problem and retry.

PRCT-01131: Failed to retrieve mount point for volume device {0}

Cause: No ACFS filesystem was mounted for the specified volume device.

Action: Mount the filesystem and retry.

PRCT-01132: ACFS driver state check with "{0}" option on local node failed to display any output

Cause: No output was captured when executing ACFS driver state check with the specified option on the local node.

Action: Internal error. Contact Oracle Support Services.

PRCT-01133: ACFS driver state check with "{0}" option on node {1} failed to display any output

Cause: No output was captured when executing ACFS driver state check with the specified option on the specified node.

Action: Internal error. Contact Oracle Support Services.

PRCT-01134: Execution of ACFS driver state check failed on node {0} with result {1}

Cause: Execution of ACFS driver state check failed on the specified node.

Action: Review the accompanying error messages that provides the details of why ACFS driver state check execution failed. Resolve the reported problem and retry.

PRCT-01135: This platform does not support a default location for "{0}"

Cause: An attempt to run the 'acfsutil' command did not provide a location of this binary

Action: Internal error. Contact Oracle Support Services.

PRCT-01136: Invalid mount point

Cause: An internal error occurred.

Action: Contact Oracle Support Services.

PRCT-01137: acfsutil command failed as the Snapshot {0} does not exist

Cause: The acfsutil command to delete the snapshot with the specified name failed as it does not exist.

Action: Create the snapshot with the specified name and retry the operation.

PRCT-01138: acfsutil command failed as the snapshot {0} already exists

Cause: The acfsutil command to create a snapshot failed because the snapshot with the specified name already existed.

Action: Retry the operation with a different snapshot name.

PRCT-01149: Failed to retrieve cluster name

Cause: The olsnodes command executed successfully, but there was no output.

Action: This is an internal error. Contact Oracle Support Services.

PRCT-01150: Failed to retrieve cluster name

Cause: Clusterware is not running.

Action: Make sure the clusterware is running.

PRCT-01151: Failed to retrieve cluster nodes status

Cause: Clusterware is not running.

Action: Make sure the clusterware is running.

PRCT-01152: Received empty result while getting cluster nodes Status Map

Cause: The olsnodes command executed successfully, but there was no output.

Action: This is an internal error. Contact Oracle Support Services.

PRCT-01153: Received empty result while getting a list of pinned and unpinned nodes in the cluster

Cause: The olsnodes command executed successfully, but there was no output.

Action: This is an internal error. Contact Oracle Support Services.

PRCT-01154: Failed to retrieve private host name for all cluster nodes. Detailed error:\n{0}

Cause: Clusterware is not running.

Action: Make sure the clusterware is running.

PRCT-01155: Received empty result while getting the private interconnect for nodes in the cluster

Cause: The olsnodes command executed successfully, but there was no output.

Action: This is an internal error. Contact Oracle Support Services.

PRCT-01200: Failed to retrieve disk group name for volume device {0}. asmcmd execution failed at location {1}. Detailed error:\n{2}

Cause: Unable to retrieve the disk group name for the specified volume device

Action: Check that ASM instance is running on the local node.

PRCT-01201: Failed to retrieve volume name for volume device {0}. asmcmd execution failed at location {1}. Detailed error:\n{2}

Cause: Unable to retrieve the volume name for the specified volume device

Action: Check that ASM instance is running on the local node.

PRCT-01202: Failed to parse output returned by asmcmd when executing asmcmd at location {0}

Cause: Unable to parse output returned by asmcmd.

Action: Oracle internal error. Contact Oracle Support Services.

PRCT-01203: Failed to parse the output returned by asmcmd for node {0} when executing asmcmd at location {1}

Cause: This is an internal error.

Action: Contact Oracle Support Services.

PRCT-01204: Failed to find volume device {0}. asmcmd execution failed at location {1}. Detailed error:\n{2}

Cause: Volume device does not exist.

Action: Create the volume device using asm tools.

PRCT-01205: Failed to parse output {0} returned by asmcmd when executing asmcmd at location {1}

Cause: Unable to parse the specified output returned by asmcmd.

Action: Oracle internal error. Contact Oracle Support Services.

PRCT-01206: Failed to parse output {0} returned by asmcmd for node {1} when executing asmcmd at location {2}

Cause: Unable to parse the specified output returned by asmcmd on specified node.

Action: Oracle internal error. Contact Oracle Support Services.

PRCT-01207: Failed to set the ORACLE_SID for running asmcmd from CRS home location {0}

Cause: Unable to retrieve the ASM instance name on the local node to generate the ORACLE_SID value.

Action: Use crsctl to make sure that the CRS stack is up; use the command 'srvctl status asm' to make sure that the ASM resource is running on the local node.

PRCT-01208: Failed to create volume {0}. asmcmd execution failed at location {1}. Detailed error:\n{2}

Cause: An attempt to execute asmcmd to create the volume device for the specified volume name failed.

Action: Review the accompanying error messages that provide the details of why asmcmd execution failed. Resolve the reported problem and retry.

PRCT-01209: Diskgroup {0} does not have enough space. asmcmd execution failed at location {1}. Detailed error:\n{2}

Cause: Failed to execute asmcmd because the diskgroup does not have enough space for the specified operation.

Action: Add more disks to the diskgroup and re-try the operation.

PRCT-01210: Disk group {0} does not exist. asmcmd execution failed at location {1}. Detailed error:\n{2}

Cause: An attempt to execute asmcmd to perform an operation with the disk group failed.

Action: Review the accompanying error messages that provide the details of why asmcmd execution failed. Resolve the reported problem and retry.

PRCT-01211: Volume {0} is in use. asmcmd execution failed at location {1}. Detailed error:\n{2}

Cause: An attempt to execute asmcmd to create a volume with the specified volume name failed because this name is already being used by another volume.

Action: Retry the operation with a different volume name.

PRCT-01212: Failed to delete volume device {0}.asmcmd execution failed at location {1}. Detailed error:\n{2}

Cause: An attempt to execute asmcmd to delete the volume device for the specified volume name failed.

Action: Review the accompanying error messages that provide the details of why asmcmd execution failed. Resolve the reported problem and retry.

PRCT-01213: Failed to get volume device for volume {0}.asmcmd execution failed at location {1}. Detailed error:\n{2}

Cause: An attempt to execute asmcmd to get the volume device for the specified volume name failed.

Action: Review the accompanying error messages that provide the details of why asmcmd execution failed. Resolve the reported problem and retry.

PRCT-01214: Command 'asmcmd' could not be executed from directory {1}. Failed to retrieve discovery string for ASM instance. Detailed error:\n{2}

Cause: An attempt to retrieve the discovery string used by ASM instance failed.

Action: Look at the accompanying messages and respond accordingly.

PRCT-01215: Command 'asmcmd' could not be executed from directory {1}. Failed to retrieve the list of disks from ASM instance. Detailed error:\n{2}

Cause: An attempt to retrieve the list of disks from ASM instance failed.

Action: Look at the accompanying messages and respond accordingly.

PRCT-01217: Command 'asmcmd' could not be executed from directory {0}. Failed to resize volume {1}. Detailed error:\n{2}

Cause: An attempt to resize the volume failed.

Action: Review the accompanying error messages that provide the details of the failure. Resolve the reported problem and retry.

PRCT-01218: Command 'asmcmd' could not be executed from directory {1}. Failed to retrieve information of disk groups from ASM instance. Detailed error:\n{2}

Cause: An attempt to retrieve the list of disk groups from ASM instance failed.

Action: Look at the accompanying messages and respond accordingly.

PRCT-01219: Command 'asmcmd spget' could not be executed from directory {0}. Failed to retrieve the ASM SPFILE location for ASM instance. Detailed error:\n{1}

Cause: An attempt to retrieve the SPFILE used by an ASM instance failed.

Action: Look at the accompanying messages and respond accordingly.

PRCT-01220: Received empty result while getting the ASM SPFILE location for ASM instances using command 'asmcmd spget' from directory {0}

Cause: The indicated ASMCMD command executed successfully, but there was no output.

Action: This is an internal error. Contact Oracle Support Services.

PRCT-01221: failed to retrieve the ASM password file location for an ASM instance using command 'asmcmd pwget --asm' \n{0}

Cause: An attempt to retrieve the password file location for an ASM instance failed.

Action: Examine the accompanying messages and respond accordingly.

PRCT-01222: Received empty result while getting the ASM password file location for an ASM instance using command 'asmcmd pwget --asm'

Cause: The asmcmd command executed successfully, but there was no output.

Action: This is an internal error. Contact Oracle Support Services.

PRCT-01223: failed to check whether the file "{0}" is on an ASM disk group \n{1}

Cause: An attempt to check whether the indicated file is on an ASM disk group failed.

Action: Examine the accompanying messages and respond accordingly.

PRCT-01300: oifcfg execution failed. Detailed error:\n{0}

Cause: Failed to execute the oifcfg command for the local node. See the accompanying error message for further details.

Action: Try to execute the oifcfg command manually.

PRCT-01301: oifcfg execution failed on node {0}. Detailed error:\n{1}

Cause: Failed to execute the oifcfg command for the remote node. See the accompanying error message for further details.

Action: Try to execute the oifcfg command manually.

PRCT-01302: The specified address "{0}" has an invalid IP address format

Cause: The format of the subnet number and/or the subnet mask was an invalid IP address format.

Action: Make sure that both the subnet number and the subnet mask have a valid IP address format.

PRCT-01303: The oifcfg command returned as result the line "{0}" that has less than 4 fields

Cause: This is an internal error.

Action: Contact Oracle Support Services.

PRCT-01304: The specified IPv6 prefix length "{0}" is not between 0 and 128

Cause: The IPv6 prefix length was either not an integer or was out of the allowed range.

Action: Make sure that the IPv6 prefix length is an integer from 0 to 128.

PRCT-01305: The specified interface name "{0}" does not match the existing network interface name "{1}"

Cause: The interface name did not match the existing network interface name.

Action: Either omit the interface name or make sure it is the same as the existing one for this network.

PRCT-01306: Setting the address type to "ipv4" is not allowed because the existing network address type is "ipv6"

Cause: An attempt to change the address type from 'ipv6' to 'ipv4' directly was rejected, because the address type must first be changed to 'both', then to 'ipv4'.

Action: Use the command 'srvctl modify network' to change the network type to 'both' by adding an IPv4 subnet, then retry the command.

PRCT-01307: Setting the address type to "ipv6" is not allowed because the existing network address type is "ipv4"

Cause: An attempt to change the address type from 'ipv4' to 'ipv6' directly was rejected, because the address type must first be changed to 'both', then to 'ipv6'.

Action: Use the command 'srvctl modify network' to change the network type to 'both' by adding an IPv6 subnet, then retry the command.

PRCT-01308: Modifying the VIP is not allowed because the VIP name "{0}" resolved to both IPv4 and IPv6 addresses

Cause: The existing VIP name maps to both IPv4 and IPv6 addresses and the user tried to modify one of them.

Action: Remove the VIP resource, issue the command 'srvctl add vip' providing either the IPv4 or IPv6 address the VIP name resolves to and then rerun the 'srvctl modify vip' command.

PRCT-01309: The USR_ORA_AUTO_VALUE attribute value "{0}" does not include both an IPv4 and an IPv6 value

Cause: Expected both an IPv4 value and an IPv6 value to coexist.

Action: Internal error. Contact Oracle Support Services.

PRCT-01400: getcrshome execution failed. Detailed error:\n{0}

Cause: Failed to execute the getcrshome command. See the accompanying error message for further details.

Action: Try to execute the getcrshome command manually.

PRCT-01401: getcrshome execution failed on node {0}. Detailed error:\n{1}

Cause: Failed to execute the getcrshome command. See the accompanying error message for further details.

Action: Try to execute the getcrshome command manually.

PRCT-01402: Attempt to retrieve version of SRVCTL from Oracle Home {0} failed. \n{1}

Cause: Failed to execute the 'srvctl -V' command. See the accompanying error message for further details.

Action: Verify that the 'bin' directory under the indicated oracle home contains the 'srvctl' binary, and verify execution of the command 'srvctl -V' manually on that oracle home.

PRCT-01403: Failed to parse output returned by srvctl -V when executing command at Oracle home {0}

Cause: Failed to parse the output returned by executing the command 'srvctl -V' because the output string is null or has unexpected result

Action: Verify execution of the command 'srvctl -V' manually at oracle home or Contact Oracle Support Services.

PRCT-01404: Attempt to retrieve version of SRVCTL on node {0} from Oracle Home {1} failed. Detailed error: \n {2}

Cause: Failed to execute the command 'srvctl -V' command. See the accompanying error message for further details.

Action: Verify that the 'bin' directory in specified node under the indicated oracle home contains the 'srvctl' binary, and verify execution of the command 'srvctl -V' manually on that oracle home.

PRCT-01405: Failed to parse output returned by srvctl -V when executing command at node {0} and Oracle home {1}

Cause: Failed to parse the output returned by executing the command 'srvctl -V' at specified node and because the output string is null or has unexpected result

Action: Verify execution of the command 'srvctl -V' manually at given node and oracle home or Contact Oracle Support Services.

PRCT-01406: Oracle Home location: {0} does not contain {1}

Cause: The current Oracle Home directory does not contain the specified utility.

Action: Provide the correct Oracle Home directory.

PRCT-01407: failed to execute the olsnodes command to retrieve active node roles. Detailed error:\n{0}

Cause: An attempt to execute the command 'olsnodes -a' failed.

Action: Check the accompanying error messages.

PRCT-01408: Encountered unexpected output during the olsnodes command execution to retrieve active node roles

Cause: An attempt to execute olsnodes -a command failed.

Action: Check the accompanying error messages.

PRCT-01409: Received empty result while getting the active node roles for nodes in the cluster

Cause: The olsnodes command executed successfully, but there was no output.

Action: This is an internal error. Contact Oracle Support Services.

PRCT-01410: Failed to execute the crsctl command to retrieve configured node roles. Detailed error:\n{0}

Cause: An attempt to execute crsctl get node role config -all command failed.

Action: Check the accompanying error messages.

PRCT-01411: Encountered unexpected output during the crsctl command execution to retrieve configured node roles

Cause: An attempt to execute crsctl get node role config -all command failed.

Action: Check the accompanying error messages.

PRCT-01412: Received empty result while getting the configured node roles for nodes in the cluster

Cause: The crsctl command executed successfully, but there was no output.

Action: This is an internal error. Contact Oracle Support Services.

PRCT-01413: Failed to retrieve the configured node role of the node {0}

Cause: An attempt to execute crsctl get node role config -node command failed.

Action: Check the accompanying error messages.

PRCT-01414: Execution of the command {0} on the local node failed

Cause: An attempt to clone an Oracle Home using the given command failed.

Action: Check the accompanying error messages.

PRCT-01415: More than one ACFS resource was found for the mount point path {0}

Cause: When looking up the ACFS resource for a mount point, more than one resource was found.

Action: Remove all but one of the ACFS resources that contains the duplicate mount point path.

PRCT-01416: Unable to validate the interface type for subnet "{0}"

Cause: An attempt to validate the interface type for the given subnet failed.

Action: Check the accompanying error messages.

PRCT-01417: Failed to retrieve administrator groups. 'osdbagr' execution failed at location {0}. Detailed error:\n{1}

Cause: During retrieval of administrator group, execution of the 'osdbagr' command to retrieve administrator OS group names failed.

Action: Examine the accompanying error messages for details.

PRCT-01418: Failed to modify the VIP for node {0} because the specified VIP name "{1}" does not resolve to both an IPv4 and IPv6 address, which is required by the network, because it has both IPv4 and IPv6 subnets

Cause: Both IPv4 and IPv6 configured VIP addresses existed, but the specified VIP name did not resolve to both IPv4 and IPv6 addresses.

Action: Ensure that the specified VIP name resolves to both IPv4 and IPv6 addresses.

PRCT-01419: Failed to modify the VIP for node {0} as the specified VIP name "{1}" does not resolved to an IPv4 address

Cause: An IPv4 configured VIP address existed, but the specified VIP name did not resolve to an IPv4 address.

Action: Make sure that the specified VIP name resolves to an IPv4 address.

PRCT-01420: Failed to modify the VIP for node {0} as the specified VIP name "{1}" does not resolved to an IPv6 address

Cause: An IPv6 configured VIP address existed, but the specified VIP name did not resolve to an IPv6 address.

Action: Make sure that the specified VIP name resolves to an IPv6 address.

PRCT-01421: Failed to modify the VIP for node {0} because the specified VIP name or address "{1}" does not resolve to an IPv4 address

Cause: The configured VIP name resolved to an IPv4 address, but the specified VIP name or IP address did not resolve to an IPv4 address.

Action: Make sure that the specified VIP name or address resolves to an IPv4 address.

PRCT-01422: Failed to modify the VIP for node {0} because the specified VIP name or address "{1}" does not resolve to an IPv6 address

Cause: The configured VIP name resolved to an IPv6 address, but the specified VIP name or IP address did not resolve to an IPv6 address.

Action: Make sure that the specified VIP name or address resolves to an IPv6 address.

PRCT-01423: Failed to copy the directory contents from {0} to {1} on node {2}.

Detailed error: \n{2}

Cause: An attempt to execute srmhelper to copy the directory contents failed.

Action: Examine the accompanying error messages.

PRCT-01424: Rapid Home Provisioning credentials creation failed while executing the Management Database configuration assistant on node {0}.

Cause: An attempt to execute the Management Database configuration assistant to create the Rapid Home Provisioning credentials failed.

Action: Examine the accompanying error messages for details.

PRCT-01425: The specified VIP name "{0}" does not resolve to an IPv4 address

Cause: The configured VIP name resolved to an IPv4 address, but the specified VIP name did not resolve to a single IPv4 address.

Action: Specify a VIP name that resolves to a single IPv4 address. Use 'nslookup *vipname*' to display the addresses to which the VIP name resolves.

PRCT-01426: The specified VIP name "{0}" resolves to multiple addresses

Cause: The specified VIP name resolved to more than one IPv4 or IPv6 address.

Action: Specify a VIP name that resolves to one address. Use 'nslookup *vipname*' to display the addresses to which the VIP name resolves.

PRCT-01427: Failed to create the NFS resource on mount path "{0}". Detailed error: \n{1}

Cause: An attempt to create the NFS resource failed.

Action: Examine the accompanying error messages.

PRCT-01428: Failed to execute Management Database configuration assistant for user "{0}" on node "{1}". Detailed error:\n{2}

Cause: An attempt to run Management Database configuration assistant failed.

Action: Examine the accompanying error messages.

PRCT-01429: Failed to create wallet for Rapid Home Provisioning for user "{0}".
Detailed error:\n{1}

Cause: An attempt to create the wallet for Rapid Home Provisioning failed.

Action: Examine the accompanying error messages.

PRCT-01430: Failed to retrieve the Oracle ASM Dynamic Volume Manager compatibility attribute for disk group {0}. asmcmd execution failed at location {1}.
Detailed error:\n{2}

Cause: An attempt to retrieve the 'compatible.advm' attribute for the specified disk group failed.

Action: Examine the accompanying error messages for details and take appropriate corrective action.

PRCT-01431: The Oracle ASM Dynamic Volume Manager compatibility attribute is not set for disk group {0}.

Cause: An attempt to execute 'asmcmd' against the specified disk group failed because the command requires the retrieval of the 'compatible.advm' attribute which has not been set for that disk group.

Action: Set the 'compatible.advm' attribute for the specified disk group to a version above 11.2.0.3 with the ASM Configuration Assistant (ASMCA) and retry adding a Rapid Home Provisioning Server using the 'srvctl add rhpserver' command.

PRCT-01432: Failed to modify the VIP for node {0} because the specified VIP address "{1}" is not an IPv4 address

Cause: An attempt to modify a node VIP failed because the specified address was not of type IPv4 as required by the configured VIP.

Action: Retry the command making sure that the specified VIP address is an IPv4 address.

PRCT-01433: Failed to modify the VIP for node {0} because the specified VIP address "{1}" is not an IPv6 address

Cause: An attempt to modify a node VIP failed because the specified address was not of type IPv6 as required by the configured VIP.

Action: Retry the command making sure that the specified VIP address is an IPv6 address.

PRCT-01434: Failed to modify the VIP because the specified VIP name "{0}" does not resolve to an IPv4 address as required by network {1}

Cause: The configured network had an IPv4 subnet, but the specified VIP name or IP address did not resolve to an IPv4 address.

Action: Make sure that the specified VIP name or address resolves to an IPv4 address.

PRCT-01435: Failed to modify the VIP because the specified VIP name "{0}" does not resolve to an IPv6 address as required by network {1}

Cause: The configured network had an IPv6 subnet, but the specified VIP name or IP address did not resolve to an IPv6 address.

Action: Make sure that the specified VIP name or address resolves to an IPv6 address.

PRCT-01436: Volume {0} does not exist for disk group {1}. Detailed error:\n{2}

Cause: An attempt to execute 'asmcmd' to delete the volume for the disk group failed.

Action: Review the accompanying error messages that provide the details of why ASMCMDCMD execution failed. Resolve the reported problem and retry.

PRCT-01437: Execution of the 'opatch lspatches -oh' command failed on local node with result {0}

Cause: Execution of the 'opatch lspatches -oh' failed on the local node.

Action: Review the accompanying error messages that provide the details of why the 'opatch lspatches -oh' execution failed. Resolve the reported problem and retry.

PRCT-01438: Failed to get the difference between the patches installed in {0} and {1} Oracle homes. Detailed error:\n{2}

Cause: An attempt to get the difference between the patches installed in the Oracle homes failed.

Action: Examine the accompanying error messages.

PRCT-01439: Failed to create the directory {0} in nodes {1}. Detailed error:\n{2}

Cause: An attempt to execute srvmhlp to create the directory failed. Specifics of failure shown in appended error message.

Action: Examine the accompanying error messages for details. Resolve the problems reported and retry.

PRCT-01440: Failed to determine if database is administrator-managed\n{1}

Cause: An attempt to execute an internal command to determine if the database is administrator-managed failed. Specifics of the failure are shown in the appended error message.

Action: Examine the accompanying error messages for details. Resolve the problems reported and retry.

PRCT-01441: Failed to retrieve configured nodes for an administrator-managed database\n{1}

Cause: An attempt to execute an internal command to retrieve configured nodes for an administrator-managed database failed. Specifics of the failure are shown in the appended error message.

Action: Examine the accompanying error messages for details. Resolve the problems reported and retry.

PRCT-01442: Failed to execute srvmhlp command because command {0} does not exist

Cause: The srvmhlp script did not exist or was not accessible to the invoking user.

Action: Check whether the specified srvmhlp script exists. Also, check whether the user has execute permission on the srvmhlp script.

PRCT-01443: Setting of password for the Rapid Home Provisioning (RHP) user failed while executing the Management Database configuration assistant on node {0}.\n{1}

Cause: An attempt to execute the Management Database configuration assistant to set the RHP user's password failed.

Action: Correct the problem indicated by the accompanying error messages and then retry.

PRCT-01444: Attempt to retrieve version of SQL*Plus from Oracle home {0} failed. Detailed error: \n {1}

Cause: An attempt to execute the 'sqlplus -V' command failed. See the accompanying error message for further details.

Action: Verify that the 'bin' directory under the indicated Oracle home contains the 'sqlplus' binary, and verify execution of the command 'sqlplus -V' manually on that Oracle home.

PRCT-01445: Failed to parse output returned by sqlplus -V when executing command at Oracle home {0}. Detailed error: \n {1}

Cause: An attempt to parse the output returned by executing the command 'sqlplus -V' failed because the output string is null or has unexpected results.

Action: Verify execution of the command 'sqlplus -V' manually at the Oracle home or contact Oracle Support Services.

PRCT-01446: Attempt to retrieve version of SQL*Plus on node {0} from Oracle home {1} failed. Detailed error: \n {2}

Cause: An attempt to execute the 'sqlplus -V' command failed. See the accompanying error message for further details.

Action: Verify that the 'bin' directory in the specified node under the indicated Oracle home contains the 'sqlplus' binary, and verify execution of the command 'sqlplus -V' manually on that Oracle home.

PRCT-01447: Failed to parse output returned by sqlplus -V when executing command at node {0} and Oracle home {1}. Detailed error: \n {2}

Cause: An attempt to parse the output returned by executing the command 'sqlplus -V' at specified node failed because the output string is null or has unexpected results.

Action: Verify execution of the command 'sqlplus -V' manually at the given node and Oracle home or contact Oracle Support Services.

PRCT-01448: Oracle home location: {0} does not contain {1}

Cause: The current Oracle home directory did not contain the specified utility.

Action: Provide the correct Oracle home directory.

PRCT-01449: Execution of command 'orabase' failed. Detailed error:\n{0}

Cause: Execution of the 'orabase' command failed. See the accompanying error message for further details.

Action: Correct the problem indicated by the accompanying message.

PRCT-01450: The ORACLE_BASE registry key {0} has an empty value on node {1}.

Cause: The ORACLE_BASE registry key did not exist or its value was null.

Action: Clone the existing ORACLE_HOME to re-create the registry entries using the command 'clone.pl'.

PRCT-01451: Error accessing file 'oracle.key'

Cause: An attempt to access the 'oracle.key' file to determine the location of registry containing ORACLE_BASE failed.

Action: Clone the existing ORACLE_HOME to re-create the 'oracle.key' file using the command 'clone.pl'.

PRCT-01452: Execution of the command 'opatch lsinventory -patch -oh' failed on local node with result {0}.

Cause: Execution of the command 'opatch lsinventory -patch -oh' failed on the local node. Details reported in accompanying messages.

Action: Review the accompanying error messages that provide the details of why the 'opatch lsinventory -patch -oh' execution failed. Resolve the reported problem and retry executing the command.

PRCT-01453: failed to get ASM properties from ASM client data file {0} \n{1}

Cause: An attempt to execute 'kfod op=credverify wrap=ASM client data file' to obtain the ASM properties failed.

Action: Examine the accompanying error messages for details.

PRCT-01454: Resetting of the Rapid Home Provisioning repository failed while executing the Management Database configuration assistant on node {0}.\n{1}

Cause: An attempt to execute the Management Database configuration assistant to delete the repository contents failed.

Action: Correct the problem indicated by the accompanying error messages and then retry.

PRCT-01456: failed to execute 'asmcmd' command to obtain the client clusters

Cause: An attempt to execute the command 'asmcmd lsc --suppressheader' to obtain the client clusters failed.

Action: Examine the accompanying error messages for details.

PRCT-01457: failed to retrieve cluster GUID for this cluster

Cause: An attempt to execute the command 'crsctl get css cluster guid' to obtain the GUID of this cluster failed.

Action: Examine the accompanying error messages for details. Retry after restarting the clusterware stack.

PRCT-01458: failed to get the disk group of management database \n{0}

Cause: An attempt to retrieve the disk group failed because execution of 'crsctl stat res ora.mgmtdb -p' completed with errors.

Action: Examine the accompanying error messages for details, resolve reported issues and retry.

PRCT-01459: Request is unsupported for version {0}.

Cause: An attempt to retrieve disk group failed because the version is earlier than 12.1.

Action: Issue the request when the CRS version is higher than 12.1.

PRCT-01460: failed to execute command 'oradnfs isdnfsenabled' on the local node, detailed error:\n{0}

Cause: An attempt to verify that DNFS is enabled failed on the local node. See the accompanying error messages for further details.

Action: Review the accompanying error messages that provide the details of why oradnfs execution failed. Resolve the reported problem and retry.

PRCT-01461: Failed to retrieve the value of attribute {1} for ASM disk group {0}. Execution of command '{2}' failed. Detailed error:\n{3}

Cause: An attempt to retrieve the value of the indicated attribute for the specified disk group failed.

Action: Examine the accompanying error messages for details.

PRCT-01462: Failed to retrieve the attribute values for ASM disk group {0}.

Execution of command '{1}' failed. Detailed error:\n{2}

Cause: An attempt to retrieve the attribute values for the specified disk group failed.

Action: Examine the accompanying error messages for details.

PRCT-01463: Failed to execute command {0} to obtain the volume information.

Detailed error: \n{1}

Cause: A requested operation that required obtaining volume information failed in the execution of the command 'asmcmd --nocp volinfo --all'. The accompanying message provides further details.

Action: Examine the accompanying error messages for details, resolve reported issues and retry.

PRCT-01464: No volume device information retrieved by executing command {0}.

Cause: A requested operation attempted to obtain volume information using the command 'asmcmd --nocp volinfo --all' and found no existing volumes.

Action: Volume devices can be created using the ASM tools.

PRCT-01465: There are no Oracle ACFS file systems mounted.

Cause: An attempt to retrieve the Oracle Automatic Storage Management Cluster File System (Oracle ACFS) information for a specific mount point failed because there were no Oracle ACFS file systems mounted in the current cluster environment.

Action: If an Oracle ACFS file system is desired at the specified mount point, create it with the command 'srvctl add filesystem'.

PRCT-01466: Failed to determine if the cluster is configured to support leaf nodes.

Detailed error:\n{0}

Cause: An attempt to run an internal command to determine if the cluster was configured to support leaf nodes failed. Specifics of the failure are shown in the following error message.

Action: Examine the accompanying error messages for details. Resolve the reported problems and retry.

PRCT-01467: failed to retrieve the attribute values for server pools\n{0}

Cause: An attempt to retrieve the attribute values for the server pools failed.

Action: Examine the accompanying error messages for details, resolve reported issues and retry.

PRCT-01468: invalid request for Oracle Grid Infrastructure Management Repository (GIMR) server

Cause: An attempt to retrieve GIMR client properties failed because it was executed on a GIMR server.

Action: Try the request again on a GIMR client.

PRCT-01469: Execution of command {0} completed successfully with warnings.

Cause: The indicated command completed with warnings. The accompanying messages provide more details.

Action: Examine the accompanying messages for details, resolve the reported issues as necessary, and retry if desired.

PRCT-01470: failed to reset the Rapid Home Provisioning (RHP) repository \n{0}

Cause: An attempt to reset the RHP repository failed. The accompanying error messages provide detailed failure information.

Action: Examine the accompanying error messages, address issues reported, and retry.

PRCT-01471: failed to identify administrator-managed databases running on node "{0}"

Cause: An attempt to execute an internal command to identify administrator-managed databases running on the indicated node failed. The accompanying error messages provide more details.

Action: Examine the accompanying error messages for details. Resolve the problems reported and retry.

PRCT-01472: Volume device {0} does not exist.

Cause: An attempt to check if the specified volume device path was configured as an accelerator volume failed because the specified volume device path did not exist.

Action: Specify a valid volume device path and retry the operation.

PRCT-01473: Volume device {0} is not formatted as an Oracle ACFS.

Cause: An attempt to check if the specified volume device path was configured as an accelerator volume was rejected because the specified volume device was not formatted as Oracle Automatic Storage Management Cluster File Systems (Oracle ACFS).

Action: Format the specified volume device using the 'mkfs' command and retry the operation.

PRCT-01474: failed to run '{0}' on node {1}. \n{2}

Cause: An attempt to execute the specified command failed. The accompanying error messages provide more details.

Action: Examine the accompanying error messages for details, address issues reported, and retry.

PRCT-01475: utility {1} not found in Oracle home path {0}

Cause: The install operation could not complete because it could not invoke the indicated utility in the Oracle home displayed in the message.

Action: Ensure that the utility is located in the specified home path and retry the install operation.

PRCT-01476: Oracle ASM Filter Driver (ASMFD) driver state check with '{0}' option on the local node failed to display any output.

Cause: No output was captured when executing the Oracle ASM Filter Driver (ASMFD) driver state check with the indicated option on the local node. This is an internal error.

Action: Contact Oracle Support Services.

PRCT-01477: Oracle ASM Filter Driver (ASMFD) driver state check with option '{0}' on node {1} failed to display any output.

Cause: No output was captured when executing an Oracle ASM Filter Driver (ASMFD) driver state check with the indicated option on the specified node. This is an internal error.

Action: Contact Oracle Support Services.

PRCT-01478: failed to retrieve the active servers in server pool {0}\n{1}

Cause: An attempt to retrieve the active servers from the specified server pool failed. Accompanying messages provide detailed failure information.

Action: Examine the accompanying error messages, address the issues reported, and retry.

PRCT-01479: failed to retrieve administrator groups on node "{0}"\n{1}

Cause: The execution of the 'osdbagrp' command to retrieve the administrator operating system group names failed. Accompanying messages provide detailed failure information.

Action: Correct the problem indicated by the accompanying error messages and then retry.

PRCT-01480: failed to retrieve list of disk group names by executing 'kfod' on host {0}\n{1}

Cause: An attempt to retrieve the list of disk group names by executing 'kfod disks=all op=disks dscvgroup=TRUE asm_diskstring=<discovery_string>' failed. Accompanying error messages provide failure details.

Action: Examine the accompanying error messages for details. Resolve the problems reported and retry.

PRCT-01481: failed to retrieve the running nodes for the ACFS associated to disk group {0} and volume name {1}

Cause: An attempt to execute an internal command to retrieve the running nodes for an ACFS associated to the specified disk group and volume name failed. The accompanying error messages provide more details.

Action: Examine the accompanying error messages for details. Resolve the problems reported and retry.

PRCT-01482: failed to retrieve the running nodes for the ACFS associated to volume device {0}

Cause: An attempt to execute an internal command to retrieve the running nodes for an ACFS associated to the specified volume device failed. The accompanying error messages provide more details.

Action: Examine the accompanying error messages for details. Resolve the problems reported and retry.

PRCT-01483: failed to check if the ACFS associated to volume device {0} is node-local configured

Cause: An attempt to execute an internal command to check if the ACFS associated to the specified volume device was node-local configured failed. The accompanying error messages provide more details.

Action: Examine the accompanying error messages for details. Resolve the problems reported and retry.

PRCT-01484: failed to start remote execution server on node {0}

Cause: An attempt to start the required remote execution server on the indicated node failed. Detailed failure information is supplied by the accompanying messages.

Action: Correct the problem indicated by the accompanying error messages. On Windows systems, ensure that the current user has the authority to remove and create directories and files in the 'C:\\Windows\\Temp' directory and to create and delete registry entries.

PRCT-01485: Execution of a Data Pump tool failed.\n{0}

Cause: An attempt to execute the 'expdp' or 'impdp' tool to export or import a schema failed. Accompanying messages provide detailed failure information.

Action: Correct the problem indicated by the accompanying error messages and then retry.

PRCT-01486: Execution of command '{0}' from Oracle Home {1} failed.\n{2}

Cause: An attempt to execute the specified SRVCTL command failed. Accompanying messages provide detailed failure information.

Action: Correct the problem indicated by the accompanying error messages and then retry.

PRCT-01487: failed to retrieve historical node list from Oracle Clusterware

Cause: An attempt to include historical Leaf Nodes with the command 'olsnodes -f' failed because the historical Leaf Nodes could not be retrieved from Oracle Clusterware.

Action: Ensure that Oracle Clusterware is running and retry the command.

PRCT-01488: failed to create directory {0}\n{1}

Cause: An attempt to create the specified directory failed. Accompanying messages provide detailed failure information.

Action: Correct the problem indicated by the accompanying error messages and then retry.

PRCT-01489: failure to retrieve the cluster Single Client Access Name for network {0}\n{1}

Cause: An attempt to execute an internal command to retrieve the cluster Single Client Access Name failed. Specifics of the failure are shown in the appended error message.

Action: Correct the problem indicated by the accompanying error messages and then retry.

PRCT-01490: check that Rapid Home Provisioning (RHP) was configured failed

Cause: An attempt to execute an internal command to check whether RHP was configured failed. The accompanying error messages provide more details.

Action: Examine the accompanying error messages for details. Resolve the problems reported and retry.

PRCT-01491: Unable to retrieve list of disk group names. Execution failure in kfod at location {1}.\n{2}

Cause: An attempt to retrieve the disk group names by executing 'kfod nohdr=true op=groups' failed. The accompanying error messages provide detailed failure information.

Action: Examine the accompanying error messages, correct the problem indicated and retry.

PRCT-01492: error signal "{0}" received, indicating segmentation fault (core dumped)

Cause: An internal error occurred.

Action: Contact Oracle Support Services.

PRCT-01493: Execution of 'opatch query -is_rolling_patch' command failed.\n{0}

Cause: An attempt to determine if a patch was a rolling patch by executing 'opatch query -is_rolling_patch' failed. The accompanying messages provide detailed failure information.

Action: Review the accompanying messages, resolve the problems identified, and then retry the operation.

PRCT-01494: failed to remove {0}\n{1}

Cause: An attempt to remove the specified file or directory failed. Accompanying messages provide detailed failure information.

Action: Correct the problem indicated by the accompanying error messages and then retry.

PRCT-01495: failed to add cluster certificate to the trust store

Cause: An attempt to add an rhpcient failed because an error occurred in adding the cluster certificate to the trust store. Accompanying error messages provide additional failure details.

Action: Review the accompanying messages, resolve the identified problems, and then retry the operation.

PRCT-01496: failed to retrieve the cluster upgrade state

Cause: An attempt to retrieve the cluster upgrade state failed on the local node.

Action: Examine the accompanying error message for details, resolve the issues and retry the operation.

PRCT-01497: failed to retrieve the cluster active patch level

Cause: An attempt to retrieve the cluster active patch level failed on the local node.

Action: Examine the accompanying error message for details, resolve the issues and retry the operation.

PRCT-01498: failed to retrieve the cluster software patch level on node "{0}"

Cause: An attempt to retrieve the cluster software patch level of the indicated node failed.

Action: Examine the accompanying error message for details, resolve the issues and retry the operation.



PRCW-01001 to PRCW-01017

PRCW-01001: Could not allocate new memory

Cause: Could not allocation any new memory.

Action: Retry after make more memory available.

PRCW-01002: Network Security error code {0}

Cause: Failed to perform the network security operation.

Action: Look at the network security error for the appropriate action.

PRCW-01003: Failed to do the cluster wallet operation {0}

Cause: Failed to perform the cluster wallet operation.

Action: Look at the cluster wallet error for the appropriate action.

PRCW-01004: Could not open the wallet {0} due to error {1} : {2}

Cause: Failed to open the cluster wallet.

Action: Look at the cluster wallet error for the appropriate action.

PRCW-01005: Wallet {1} did not exist due to error code {1}

Cause: The cluster wallet did not exist.

Action: Need to create the cluster wallet.

PRCW-01006: Alias {0} in Wallet {1} did not exist

Cause: The alias within the cluster wallet did not exist.

Action: Need to create the alias within the cluster wallet.

PRCW-01007: Alias {0} in Wallet {1} could not be read due to error {2}

Cause: Could not read the alias within the cluster wallet.

Action: Look at the network security error for the appropriate action.

PRCW-01008: Alias {0} in Wallet {1} could not be written due to error code {2}

Cause: Could not write the secret of the alias to the cluster wallet.

Action: Look at the network security error for the appropriate action.

PRCW-01009: Wallet {0} could not be saved due to error code {1}

Cause: Could not save the cluster wallet.

Action: Look at the cluster wallet error for the appropriate action.

PRCW-01010: Wallet {0} could not be created due to error {1}: {2}

Cause: Could not create the cluster wallet.

Action: Look at the cluster wallet error for the appropriate action.

PRCW-01011: Wallet {0} could not be accessed due to error code {1}

Cause: Could not access the cluster wallet.

Action: Use the correct cluster wallet password.

PRCW-01012: Wallet {0} could not be deleted due to error code {1}

Cause: Could not delete the cluster wallet.

Action: Look at the cluster wallet error for the appropriate action.

PRCW-01013: Failed to initialize cluster wallet context due to error code {0}

Cause: Could not initialize the cluster wallet context.

Action: Look at the cluster wallet error for the appropriate action.

PRCW-01014: Failed to terminate cluster wallet context due to error code {0}

Cause: Could not terminate the cluster wallet context.

Action: Look at the cluster wallet error for the appropriate action.

PRCW-01015: Wallet {0} does not exist. {1}

Cause: An attempted wallet operation could not find the specified wallet.

Action: Ensure that the correct wallet type was supplied, or create the wallet if appropriate.

PRCW-01016: Wallet name is missing for wallet type {0}

Cause: An attempted wallet operation failed as wallet name was not specified.

Action: This is an internal error. Contact Oracle Support Services.

PRCW-01017: Cluster wallet context to be terminated does not exist

Cause: An attempt to terminate the cluster wallet context failed as it has not been initialized.

Action: This is an internal error. Contact Oracle Support Services.

PRCZ-01000 to PRCZ-02136

PRCZ-01000: User name cannot be null or empty

Cause: An invalid value was supplied as user name.

Action: This is an internal error. Contact Oracle Support Services.

PRCZ-01001: Password cannot be null

Cause: A null value was supplied as password parameter to this API.

Action: This is an internal error. Contact Oracle Support Services.

PRCZ-01002: Local node name cannot be null or empty

Cause: An invalid value was supplied as local node name parameter to this API.

Action: This is an internal error. Contact Oracle Support Services.

PRCZ-01003: Remote node name cannot be null

Cause: An invalid value was supplied as remote node names parameter to this API.

Action: This is an internal error. Contact Oracle Support Services.

PRCZ-01004: User name "{0}" does not contain a domain name

Cause: User name that was supplied was not in DOMAINNAME\ \USERNAME format.

Action: User name needs to be supplied in DOMAINNAME\ \USERNAME format.

PRCZ-01005: Remote node name list contains null or empty node names

Cause: An invalid value was contained in remote node names list.

Action: This is an internal error. Contact Oracle Support Services.

PRCZ-01006: Parameter {0} value is not valid

Cause: This is an internal error. The value for the specified parameter is null or empty string.

Action: Contact Oracle Support Services.

PRCZ-01007: Unable to determine if user "{0}" has Windows administrator authority.

Cause: An attempt to determine if user specified has Windows administrator authority failed.

Action: Examine the accompanying error messages for details.

PRCZ-01008: Unable to determine if user "{0}" has Windows administrator authority on nodes "{1}"

Cause: An attempt to determine if user specified has Windows administrator authority on specified nodes failed.

Action: Examine the accompanying error messages for details.

PRCZ-01010: Cannot create an instance of Windows Security Services on this platform

Cause: An attempt was made to create an instance of Windows Security Services on a non-Microsoft Windows platform.

Action: This is an internal error. Contact Oracle Support Services.

PRCZ-01011: Unable to determine if user "{0}" is a Windows domain user

Cause: An attempt to determine if user specified is a Windows domain user failed.

Action: Examine the accompanying error messages for details.

PRCZ-01012: Unable to determine if user "{0}" is a valid Windows user

Cause: An attempt to determine if user name and password for user specified are valid failed.

Action: Examine the accompanying error messages for details.

PRCZ-01013: Unable to determine if user "{0}" is a Windows managed service account user

Cause: An attempt to determine if user name specified is a Windows managed service account user failed.

Action: Examine the accompanying error messages for details.

PRCZ-01014: Windows user "{0}" could not be created

Cause: An attempt to create the specified Windows user failed.

Action: Examine the accompanying error messages for details.

PRCZ-01015: Could not create Windows user "{0}" because user name is a domain user

Cause: The user name was in DOMAINNAME\USERNAME format.

Action: If a domain user should own the Oracle home make sure that the domain administrator has created the user. If a new user should be created specify the user name without the domain name.

PRCZ-01016: Windows user "{0}" could not be deleted

Cause: An attempt to delete the specified Windows user failed.

Action: Examine the accompanying error messages for details.

PRCZ-01017: Could not delete Windows user "{0}" because user name is a domain user

Cause: The user name was in DOMAINNAME\USERNAME format.

Action: Only the domain administrator can delete a domain user. Specify a user name without the domain name and the user will be deleted from the local machine.

PRCZ-01018: Failed to set user "{0}" as Oracle home service user for home "{1}"

Cause: An attempt to set specified user as the Oracle home service user for specified home failed.

Action: Examine the accompanying error messages for details.

PRCZ-01019: Failed to set user "{0}" as Oracle home service user for home "{1}" on nodes "{2}"

Cause: An attempt to set specified user as the Oracle home service user for specified home on the specified nodes failed.

Action: Examine the accompanying error messages for details.

PRCZ-01020: Failed to get the Oracle home service user

Cause: An attempt to get the Oracle home service user for current Oracle home failed.

Action: Examine the accompanying error messages for details.

PRCZ-01021: Failed to get the Oracle home service user for Oracle home "{0}"

Cause: An attempt to get the Oracle home service user for Oracle home at the path specified failed.

Action: Examine the accompanying error messages for details.

PRCZ-01022: Failed to get the Oracle home service user for Oracle home "{0}" on nodes "{1}"

Cause: An attempt to get the Oracle home service user for Oracle home at the path specified on the nodes specified failed.

Action: Examine the accompanying error messages for details.

PRCZ-01023: The Oracle home path "{0}" is invalid

Cause: An invalid value was supplied as Oracle home path.

Action: The path of Oracle home must be between 0 and 260 characters long and the directory must exist. The path must not contain wild card characters.

PRCZ-01024: Failed to determine if the Oracle home service user for Oracle home "{0}" is a Windows managed service account user

Cause: An attempt to determine if the Oracle home service user for the Oracle home specified is a Windows managed service account user failed.

Action: Examine the accompanying error messages for details.

PRCZ-01025: Failed to determine if the Oracle home service user for Oracle home "{0}" is the built in LocalSystem account

Cause: An attempt to determine if the Oracle home service user for the Oracle home specified is the built in LocalSystem account failed.

Action: Examine the accompanying error messages for details.

PRCZ-01026: Failed to determine if the Oracle home service user for Oracle home "{0}" is the built in LocalService account

Cause: An attempt to determine if the Oracle home service user for the Oracle home specified is the built in LocalService account failed.

Action: Examine the accompanying error messages for details.

PRCZ-01027: Unable to determine if the Oracle home service user for Oracle home "{0}" is a Windows built in user or managed service account user

Cause: An attempt to determine if user specified is a Windows built in user or managed service account user failed.

Action: Examine the accompanying error messages for details.

PRCZ-01028: Unable to determine if the Oracle home service user for Oracle home "{0}" is a Windows built in user or managed service account user on nodes "{1}"

Cause: An attempt to determine if user specified is a Windows built in user or managed service account user on nodes specified failed.

Action: Examine the accompanying error messages for details.

PRCZ-01029: Failed to set the Oracle home type as "{0}" for Oracle home "{1}"

Cause: An attempt to set specified type as the Oracle home type for specified Oracle home failed.

Action: Examine the accompanying error messages for details.

PRCZ-01030: Failed to set the Oracle home type as "{0}" for home "{1}" on nodes "{2}"

Cause: An attempt to set specified type as the Oracle home type for specified home on the specified nodes failed.

Action: Examine the accompanying error messages for details.

PRCZ-01031: Failed to get the Oracle home type for Oracle home "{0}"

Cause: An attempt to get the Oracle home type for Oracle home at the path specified failed.

Action: Examine the accompanying error messages for details.

PRCZ-01032: Failed to get the Oracle home type for Oracle home "{0}" on nodes "{1}"

Cause: An attempt to get the Oracle home type for Oracle home at the path specified on the nodes specified failed.

Action: Examine the accompanying error messages for details.

PRCZ-01033: Failed to get the Oracle home service user on node "{0}"

Cause: An attempt to get the Oracle home service user for current Oracle home on the node specified failed.

Action: Examine the accompanying error messages for details.

PRCZ-01034: Failed to determine if Oracle home service user for Oracle home "{0}" is the built in LocalSystem account on node "{1}"

Cause: An attempt to determine if the Oracle home service user for the Oracle home specified on the nodes specified is the built in LocalSystem account failed.

Action: Examine the accompanying error messages for details.

PRCZ-01035: Failed to locate Oracle home

Cause: An error occurred while attempting to retrieve value of environment variable ORACLE_HOME.

Action: Set ORACLE_HOME environment variable to point to current Oracle home path.

PRCZ-01036: Failed to determine the operating system privileges granted to Windows user "{0}"

Cause: An attempt to determine the operating system privileges granted to Windows user specified failed.

Action: Examine the accompanying error messages for details.

PRCZ-01037: Failed to determine the operating system privileges granted to Windows user "{0}" on nodes "{1}"

Cause: An attempt to determine the operating system privileges granted to Windows user specified on nodes specified failed.

Action: Examine the accompanying error messages for details.

PRCZ-01038: Failed to grant Windows user "{0}" operating system privileges required for Oracle home type "{1}"

Cause: An attempt to grant the required operating system privileges for specified Oracle home type to specified Windows user failed.

Action: Examine the accompanying error messages for details.

PRCZ-01039: Failed to grant Windows user "{0}" operating system privileges required for Oracle home type "{1}" on nodes "{2}"

Cause: An attempt to grant the required operating system privileges for specified Oracle home type to specified Windows user on nodes specified failed.

Action: Examine the accompanying error messages for details.

PRCZ-01040: Failed to revoke operating system privileges from Windows user "{0}" granted for owning Oracle home type "{1}"

Cause: An attempt to revoke operating system privileges granted to specified Windows user for owning specified Oracle home type failed.

Action: Examine the accompanying error messages for details.

PRCZ-01041: Failed to revoke operating system privileges from Windows user "{0}" granted for Oracle home type "{1}" on nodes "{2}"

Cause: An attempt to revoke operating system privileges granted to specified Windows user for owning specified Oracle home type on nodes specified failed.

Action: Examine the accompanying error messages for details.

PRCZ-01042: Failed to add Windows access control list (ACL) entry for user "{0}" for path "{1}"

Cause: An attempt to add Windows access control list entry for user specified to the path specified failed.

Action: Examine the accompanying error messages for details.

PRCZ-01043: Failed to add Windows access control list (ACL) entry for user "{0}" for path "{1}" on nodes "{2}"

Cause: An attempt to add Windows access control list entry for user specified to the path specified failed on nodes specified.

Action: Examine the accompanying error messages for details.

PRCZ-01044: Failed to remove Windows access control list (ACL) entry for user "{0}" for path "{1}"

Cause: An attempt to remove Windows access control list entry for user specified from the path specified failed.

Action: Examine the accompanying error messages for details.

PRCZ-01045: Failed to remove Windows access control list (ACL) entry for user "{0}" for path "{1}" on nodes "{2}"

Cause: An attempt to remove Windows access control list entry for user specified from the path specified failed on nodes specified.

Action: Examine the accompanying error messages for details.

PRCZ-01046: Failed to verify if Windows access control list (ACL) entry exists for user "{0}" for path "{1}"

Cause: An attempt to verify if Windows access control list entry exists for user specified for the path specified failed.

Action: Examine the accompanying error messages for details.

PRCZ-01047: Failed to verify Windows access control list (ACL) entry for user "{0}" for path "{1}" on nodes "{2}"

Cause: An attempt to verify if Windows access control list entry exists for user specified for the path specified failed on nodes specified.

Action: Examine the accompanying error messages for details.

PRCZ-01048: Windows user "{0}" does not have privileges "{1}" required for owning Oracle home "{2}"

Cause: An attempt to verify if the specified Windows user has all privileges required for owning Oracle home type specified found that user did not have some of the privileges required.

Action: Grant the privileges specified to the user.

PRCZ-01049: Windows user "{0}" does not have privileges "{1}" required for owning Oracle home "{2}" on node "{3}"

Cause: An attempt to verify if the specified Windows user has all privileges required for owning Oracle home type specified on node specified found that user did not have some of the privileges required.

Action: Grant the privileges specified to the user.

PRCZ-01050: The path "{0}" specified as Windows service executable file for Windows service "{1}" is invalid

Cause: An invalid value was supplied as Windows service executable file for the specified Windows service.

Action: Specify the full file system path to a valid executable file, without wild card characters and not exceeding 260 characters long.

PRCZ-01051: Failed to update executable file to "{1}" for the Windows service "{0}"

Cause: An attempt to update the file from which specified Windows service runs to specified file failed.

Action: Examine the accompanying error messages for details.

PRCZ-01052: Failed to update executable file to "{1}" for the Windows service "{0}" on nodes "{2}"

Cause: An attempt to update the file from which specified Windows service runs to specified file on the nodes specified failed.

Action: Examine the accompanying error messages for details.

PRCZ-01053: Failed to update the Windows service "{0}" user password for Windows user "{1}"

Cause: An attempt to update the password for specified Windows user in the specified Windows service failed.

Action: Examine the accompanying error messages for details.

PRCZ-01054: Failed to update the Windows service "{0}" user password for Windows user "{1}" on nodes "{2}"

Cause: An attempt to update the password for specified Windows user in the specified Windows service on the nodes specified failed.

Action: Examine the accompanying error messages for details.

PRCZ-01055: Failed to update executable file to "{2}" and username and password for Windows user "{1}" for the Windows service "{0}"

Cause: An attempt to update the executable file, username and password to specified values for specified Windows service failed.

Action: Examine the accompanying error messages for details.

PRCZ-01056: Failed to update executable file to "{2}" and username and password for Windows user "{1}" for the Windows service "{0}" on nodes "{3}"

Cause: An attempt to update the executable file, username and password to specified values for specified Windows service on specified nodes failed.

Action: Examine the accompanying error messages for details.

PRCZ-01057: Invalid value {0} specified for Windows service access type parameter while creating the service "{1}"

Cause: An invalid value was supplied for Windows service access type parameter while creating specified Windows service.

Action: This is an internal error. Contact Oracle Support Services.

PRCZ-01058: Service dependency list contains null or empty Windows service names while creating Windows service "{0}"

Cause: An invalid value was contained in service dependency list supplied while creating the specified Windows service.

Action: This is an internal error. Contact Oracle Support Services.

PRCZ-01059: Failed to create Windows service "{0}"

Cause: An attempt to create specified Windows service failed.

Action: Examine the accompanying error messages for details.

PRCZ-01060: Failed to create Windows service "{0}" on nodes "{1}"

Cause: An attempt to create specified Windows service on nodes specified failed.

Action: Examine the accompanying error messages for details.

PRCZ-01061: Failed to delete Windows service "{0}"

Cause: An attempt to delete specified Windows service failed.

Action: Examine the accompanying error messages for details.

PRCZ-01062: Failed to delete Windows service "{0}" on nodes "{1}"

Cause: An attempt to delete specified Windows service on nodes specified failed.

Action: Examine the accompanying error messages for details.

PRCZ-01063: Failed to determine if the Windows service "{0}" will run as the built in LocalSystem account

Cause: An attempt to determine if the specified Windows service will run as the built in LocalSystem account failed.

Action: Examine the accompanying error messages for details.

PRCZ-01064: Failed to determine if the Windows service "{0}" will run as the built in LocalSystem account on nodes "{1}"

Cause: An attempt to determine if the specified Windows service on the nodes specified will run as the built in LocalSystem account failed.

Action: Examine the accompanying error messages for details.

PRCZ-01065: Failed to get the user account for the Windows service "{0}"

Cause: An attempt to get the user account the specified Windows service runs as failed.

Action: Examine the accompanying error messages for details.

PRCZ-01066: Failed to get the user account for the Windows service "{0}" on nodes "{1}"

Cause: An attempt to get the user account the specified Windows service runs as on specified nodes failed.

Action: Examine the accompanying error messages for details.

PRCZ-01067: Failed to retrieve a list of all Windows services that run as Windows user "{0}" from Oracle home "{1}"

Cause: An attempt to get a list of all Windows services that run as specified Windows user from specified Oracle home failed.

Action: Examine the accompanying error messages for details.

PRCZ-01068: Failed to obtain a list of all Windows services that run as Windows user "{0}" from Oracle home "{1}" on nodes "{2}"

Cause: An attempt to get a list of all Windows services that run as specified Windows user from specified Oracle home on nodes specified failed.

Action: Examine the accompanying error messages for details.

PRCZ-01069: Failed to update Windows user's password of all Windows services that run as Windows user "{0}" from Oracle home "{1}"

Cause: An attempt to update Windows user's password of all Windows services that run as specified Windows user from specified Oracle home failed.

Action: Examine the accompanying error messages for details.

PRCZ-01070: Failed to update Windows user's password of all Windows services that run as Windows user "{0}" from Oracle home "{1}" on nodes "{2}"

Cause: An attempt to update Windows user's password of all Windows services that run as specified Windows user from specified Oracle home on nodes specified failed.

Action: Examine the accompanying error messages for details.

PRCZ-01071: Failed to update Windows service "{0}" username to "{1}" because it differs from Oracle home user "{2}"

Cause: An attempt to update the Windows service execution user account failed because the specified user is not the Oracle home service user.

Action: All services from a home will run as the Oracle home service user.

PRCZ-01072: Failed to obtain a list of all Windows services that run as Windows user "{0}"

Cause: An attempt to obtain a list of all Windows services that run as specified Windows user failed.

Action: Examine the accompanying error messages for details.

PRCZ-01073: Failed to obtain a list of all Windows services that run as Windows user "{0}" on nodes "{1}"

Cause: An attempt to get a list of all Windows services that run as specified Windows user on nodes specified failed.

Action: Examine the accompanying error messages for details.

PRCZ-01074: Failed to update Windows user's password for all Windows services that run as Windows user "{0}"

Cause: An attempt to update Windows user's password for all Windows services that run as specified Windows user from specified Oracle home failed.

Action: Examine the accompanying error messages for details.

PRCZ-01075: Failed to update Windows user's password for all Windows services that run as Windows user "{0}" on nodes "{1}"

Cause: An attempt to update Windows user's password for all Windows services that run as specified Windows user from specified Oracle home on nodes specified failed.

Action: Examine the accompanying error messages for details.

PRCZ-01076: Windows group "{0}" could not be created

Cause: An attempt to create the specified Windows group failed.

Action: Examine the accompanying error messages for details.

PRCZ-01077: Windows user "{0}" could not be created on nodes "{1}"

Cause: An attempt to create the specified Windows group on the nodes specified failed.

Action: Examine the accompanying error messages for details.

PRCZ-01078: Windows group "{0}" could not be removed

Cause: An attempt to remove the specified Windows group failed.

Action: Examine the accompanying error messages for details.

PRCZ-01079: Windows group "{0}" could not be removed on nodes "{1}"

Cause: An attempt to remove the specified Windows group on the nodes specified failed.

Action: Examine the accompanying error messages for details.

PRCZ-01080: Unable to determine if Windows group "{0}" exists

Cause: An attempt to determine if the specified Windows group exists failed.

Action: Examine the accompanying error messages for details.

PRCZ-01081: Unable to determine if Windows group "{0}" exists on nodes "{1}"

Cause: An attempt to determine if the specified Windows group exists on the nodes specified failed.

Action: Examine the accompanying error messages for details.

PRCZ-01082: Failed to add Windows user or Windows group "{1}" to Windows group "{0}"

Cause: An attempt to add the specified Windows user or Windows group as member of the specified Windows group failed.

Action: Examine the accompanying error messages for details.

PRCZ-01083: Failed to add Windows user or Windows group "{1}" to Windows group "{0}" on nodes "{2}"

Cause: An attempt to add the specified Windows user or Windows group as a member of the specified Windows group on the nodes specified failed.

Action: Examine the accompanying error messages for details.

PRCZ-01084: Failed to remove Windows user or Windows group "{1}" from Windows group "{0}"

Cause: An attempt to remove the specified Windows user or Windows group from the specified Windows group failed.

Action: Examine the accompanying error messages for details.

PRCZ-01085: Failed to remove Windows user or Windows group "{1}" from Windows group "{0}" on nodes "{2}"

Cause: An attempt to remove the specified Windows user or Windows group from the specified Windows group on the nodes specified failed.

Action: Examine the accompanying error messages for details.

PRCZ-01086: Unable to determine if Windows user or Windows group "{1}" is a member of Windows group "{0}"

Cause: An attempt to determine if the specified Windows user or Windows group is a member of the specified Windows group failed.

Action: Examine the accompanying error messages for details.

PRCZ-01087: Unable to determine if Windows user or Windows group "{1}" is a member of Windows group "{0}" on nodes "{1}"

Cause: An attempt to determine if the specified Windows user or Windows group is a member of the specified Windows group on the nodes specified failed.

Action: Examine the accompanying error messages for details.

PRCZ-01088: The Windows group name "{0}" is invalid

Cause: An invalid value was supplied as Windows group name.

Action: The Windows group name must be between 0 and 256 characters long.

PRCZ-01089: The description text "{0}" for Windows group "{1}" is invalid

Cause: An invalid value was supplied as description text for specified Windows group name.

Action: The description text supplied must be between 0 and 256 characters long.

PRCZ-01090: {0} Element in remote node name list contains null or empty node name

Cause: An invalid value was contained in remote node names list.

Action: This is an internal error. Contact Oracle Support Services.

PRCZ-01091: Failed to verify that user name "{0}" is a valid Windows user

Cause: An attempt to verify if the specified user name is a valid Windows user failed.

Action: Examine the accompanying error messages for details.

PRCZ-01092: The user name "{0}" does not exist as a Windows user

Cause: The specified user name was not a valid Windows user name.

Action: Specify a valid Windows user name.

PRCZ-01093: Failed to convert Windows security identifier "{0}" to a Windows user name

Cause: An attempt to convert the specified Windows security identifier to a Windows user name failed.

Action: Examine the accompanying error messages for details.

PRCZ-01094: Failed to add a Windows access control entry for user "{0}" to Windows access control list for path "{1}"

Cause: An attempt to add Windows access control list entry the specified user and path failed.

Action: Examine the accompanying error messages for details.

PRCZ-01095: Failed to add a Windows access control entry for user "{0}" to Windows access control list for path "{1}" on nodes "{2}"

Cause: An attempt to add Windows access control list entry for the specified user and path failed on nodes specified.

Action: Examine the accompanying error messages for details.

PRCZ-01096: Unable to determine if the password meets the requirements of the password policy

Cause: An attempt to determine if password meets the policy has failed.

Action: Examine the accompanying error messages for details.

PRCZ-01097: Unable to determine if a local account for user "{0}" exists on node "{1}"

Cause: An attempt to determine if the indicated local user account exists on the identified node has failed.

Action: Examine the accompanying error messages for details.

PRCZ-01098: Unable to determine the Windows domain name for user "{0}"

Cause: An attempt to determine the Windows domain name of indicated user account has failed.

Action: Examine the accompanying error messages for details.

PRCZ-01099: failed to migrate database services from Windows group "ORA_ASMDBA" to Windows group "ORA_ASMADMIN"

Cause: During the Oracle Clusterware upgrade, an attempt to migrate database services from Windows group 'ORA_ASMDBA' to Windows group 'ORA_ASMADMIN' failed.

Action: Examine the accompanying error messages for details.

PRCZ-01100: failed to migrate database services from Windows group "ORA_ASMADMIN" to Windows group "ORA_ASMDBA"

Cause: During the Oracle Clusterware downgrade, an attempt to migrate database services from Windows group 'ORA_ASMADMIN' to Windows group 'ORA_ASMDBA' failed.

Action: Examine the accompanying error messages for details.

PRCZ-01101: failed to determine if user "{0}" is a Windows Group Managed Service Account (GMSA) user

Cause: An attempt to determine if the user specified is a Windows Group Managed Service Account (GMSA) user failed.

Action: Examine the accompanying error messages for details.

PRCZ-01102: failed to determine if user "{0}" is a Windows Group Managed Service Account (GMSA) user on nodes "{1}"

Cause: An attempt to determine if the user specified is a Windows Group Managed Service Account (GMSA) user on specified nodes failed.

Action: Examine the accompanying error messages for details.

PRCZ-01103: failed to determine if the Oracle home service user for Oracle home "{0}" is a Windows Group Managed Service Account (GMSA) user

Cause: An attempt to determine if the Oracle home service user for the Oracle home specified was a Windows Group Managed Service Account (GMSA) user failed.

Action: Examine the accompanying error messages for details.

PRCZ-01104: failed to determine if Oracle home service user for Oracle home "{0}" is a Windows Group Managed Service Account (GMSA) user on nodes "{1}"

Cause: An attempt to determine if the Oracle home service user for the Oracle home specified on the nodes specified was a Windows Group Managed Service Account (GMSA) user failed.

Action: Examine the accompanying error messages for details.

PRCZ-01105: failed to determine if the Oracle home service user for Oracle home "{0}" is a Windows virtual account user

Cause: An attempt to determine if the Oracle home service user for the Oracle home specified was a Windows virtual account user failed.

Action: Examine the accompanying error messages for details.

PRCZ-01106: failed to retrieve the Windows service Security Identifier (SID) for Windows service "{0}"

Cause: An attempt to get the Windows service Security Identifier (SID) for for the specified Windows service failed.

Action: Examine the accompanying error messages for details.

PRCZ-01107: failed to determine if the local node is a Windows domain controller

Cause: During pre-requisite verification for installation an attempt to determine if the local node is a Windows domain controller failed.

Action: Examine the accompanying error messages for details.

PRCZ-01108: failed to determine if any of the nodes "{0}" are Windows domain controllers

Cause: During pre-requisite verification for installation an attempt to determine if any of the specified nodes are Windows domain controllers failed.

Action: Examine the accompanying error messages for details, resolve issues reported and retry the install.

PRCZ-01109: failed to determine the Windows operating system version

Cause: During pre-requisite verification for installation an attempt to determine the Windows operating system version failed.

Action: Examine the accompanying error messages for details, resolve issues reported and retry the install.

PRCZ-02000: Failed to verify the password for user "{0}" on nodes "{1}"

Cause: An attempt to verify the specified user's password on nodes specified failed.

Action: Make sure that the password specified is correct and is same across all nodes of the cluster. Examine the accompanying error messages for details.

PRCZ-02001: File "{0}" was not found on nodes "{1}"

Cause: An attempt to verify that the specified file exists failed on the nodes specified.

Action: Make sure that the path to the specified file exists on all nodes. Make sure that the currently logged in user has read and execute permission on the file specified on nodes specified. Also look at the accompanying error messages for details.

PRCZ-02002: Failed to execute command "{0}" using 'sudo' from path "{1}" as user "{2}" on nodes "{3}"

Cause: An attempt to run the specified command as using 'sudo' from directory specified using the specified username and password on specified nodes failed.

Action: Make sure that the path specified for the sudo command exists on all nodes. Make sure that the specified user has permission to run the sudo command on all nodes. Make sure that the command specified exists on all nodes. Make sure that the correct password was specified for the specified user. Make sure that the specified user has sudo privileges granted on all nodes. Also look at the accompanying error messages for details.

PRCZ-02003: Failed to verify the password for user "{0}"

Cause: An attempt to verify specified user's password failed.

Action: Make sure that the password specified is correct and is same across all nodes of the cluster. Examine the accompanying error messages for details.

PRCZ-02004: File "{0}" was not found

Cause: An attempt to verify that the specified file exists failed.

Action: Make sure that the path to the specified file exists. Make sure that the currently logged in user has read and execute permissions on the file specified. Also look at the accompanying error messages for details.

PRCZ-02005: Failed to execute command "{0}" using 'sudo' from path "{1}" as user "{2}"

Cause: An attempt to run the specified command as using 'sudo' from the path specified using the specified username failed.

Action: Make sure that the path specified for the sudo command exists. Make sure that the specified user has permission to run the sudo command. Make sure that the command specified exists. Make sure that the correct password was specified for the specified user. Also look at the accompanying error messages for details.

PRCZ-02006: Unable to establish SSH connection to node "{0}" to execute command "{1}"

Cause: An attempt to connect to specified node to execute specified command using SSH failed.

Action: Make sure that the specified node is reachable. Make sure that SSH daemon on the specified node is alive. Also look at the accompanying error messages for details.

PRCZ-02007: Failed to execute the command "{0}"

Cause: An attempt to execute the specified command failed.

Action: Make sure that the path to the specified command exists. Make sure that the currently logged in user has read and execute permissions on the file specified on nodes specified. Also look at the accompanying error messages for details.

PRCZ-02008: Failed to execute the command "{0}" on nodes "{1}"

Cause: An attempt to execute the specified command failed on the nodes specified.

Action: Make sure that the path to the specified command exists on all nodes. Make sure that the currently logged in user has read and execute permissions on the file specified on nodes specified. Also look at the accompanying error messages for details.

PRCZ-02009: Failed to execute command "{0}" as root within {1} seconds on nodes "{2}"

Cause: An attempt to run the specified command within the specified time on the nodes specified failed.

Action: Make sure that the specified command exists on all nodes. Make sure that the specified command has execute permission on all nodes. Make sure that the root user password specified is correct. Also look at the accompanying error messages for details.

PRCZ-02010: Failed to execute command "{0}" using 'sudo' from location "{1}" as user "{2}" within {3} seconds on nodes "{4}"

Cause: An attempt to run the specified command using 'sudo' from location specified as specified user within the specified time on the nodes specified failed.

Action: Make sure that the specified command exists on all nodes. Make sure that the specified command has execute permission on all nodes. Make sure that the location specified for sudo is correct. Make sure that the user specified has sudo privileges. Make sure that the correct password was specified for the user. Also look at the accompanying error messages for details.

PRCZ-02011: Failed to execute command "{0}" using 'pbrun' from location "{1}" as user "{2}" within {3} seconds on nodes "{4}"

Cause: An attempt to run the specified command using 'pbrun' from location specified as specified user within the specified time on the nodes specified failed.

Action: Make sure that the specified command exists on all nodes. Make sure that the specified command has execute permission on all nodes. Make sure that the location specified for pbrun is correct. Make sure that the user specified has pbrun privileges. Make sure that the correct password was specified for the user. Also look at the accompanying error messages for details.

PRCZ-02014: Failed to execute command "{0}" on nodes "{1}"

Cause: An attempt to run the specified command on the nodes specified failed.

Action: Examine the accompanying error messages for details. Ensure that the command exists and is executable on the indicated nodes.

PRCZ-02015: Upgrade pending on following active nodes "{0}"

Cause: An attempt to forcibly complete the upgrade was rejected because the indicated nodes are active and have not yet been upgraded.

Action: Upgrade the active nodes to complete the upgrade of the cluster. If the nodes cannot be upgraded, shut down the nodes and retry the upgrade.

PRCZ-02016: could not navigate to domain {0}, error details: \n{1}

Cause: An error was encountered when looking for the specified domain of a credentials set.

Action: Ensure that an existing domain is being specified.

PRCZ-02017: could not obtain root credentials domain, CLS credentials return string: {0}, error details: {1}

Cause: An error was encountered when initializing credentials root domain. The root domain is part of the OCR within which all credentials domains are stored. A domain is part of the OCR tree used to store credentials.

Action: Check the included error details.

PRCZ-02018: The deletion of credentials set failed. Error details: \n{0}

Cause: An error was encountered when deleting a credentials set.

Action: Check the included error details.

PRCZ-02019: Credential set was not found in domain {0}. Error details: \n{1}

Cause: Could not find the credentials set within the specified domain.

Action: Ensure that an existing domain is being specified, or insert appropriate credentials into the specified domain.

PRCZ-02020: the creation of domain {0} failed, CLS credentials return string: {1}, error details: {2}

Cause: An error occurred while creating the credentials domain.

Action: Check the included error details.

PRCZ-02021: The creation of the credentials set failed. Error details: \n{0}

Cause: An error occurred while creating the credentials set.

Action: Check the included error details.

PRCZ-02022: could not import wallet in file {0}, CLS credentials return string: {1}, error details: {2}

Cause: An error occurred while importing the wallet. The wallet must be stored in an auto-login wallet file.

Action: Check the wallet specified exists and that it is an auto-login wallet file with read permission on the file system.

PRCZ-02023: initialization of OCR context failed, error details: {0}

Cause: An error occurred when initializing the OCR context

Action: Check the included error details.

PRCZ-02024: deletion of credentials set member in domain {0} failed, CLS credentials return string: {1}, error details: {2}

Cause: An error occurred while deleting a credentials set member.

Action: Ensure the domain being specified exists and that the credentials set member was previously imported into the OCR.

PRCZ-02025: The 'sudo' credentials cache could not be invalidated using the command "{0}".

Cause: An attempt to invalidate the 'sudo' credentials cache using the specified command failed.

Action: Make sure that the path to the specified command exists. Make sure that the user currently logged in has read and execute permissions on the file specified. Also, look at the accompanying error messages for details.

PRCZ-02026: The 'sudo' credentials cache could not be invalidated using the command "{0}" on nodes "{1}"

Cause: An attempt to invalidate the 'sudo' credentials cache using the specified command failed on the nodes specified.

Action: Make sure that the path to the specified command exists. Make sure that the currently logged in user has read and execute permissions on the file specified on the nodes specified. Also, look at the accompanying error messages for details.

PRCZ-02027: failed to get the connection information

Cause: An error occurred while retrieving the connection information.

Action: This is an internal error. Contact Oracle Support Services.

PRCZ-02028: There is no connection information.

Cause: An error occurred while retrieving the connection information because the connection information does not exist.

Action: Use 'crsctl check crs' to make sure that the CRS stack is up; use the command 'srvctl status asm' to make sure that the ASM resource is running.

PRCZ-02029: failed to get the connection information because the connection information fetch would exceed buffer

Cause: An internal error occurred.

Action: Contact Oracle Support Services.

PRCZ-02030: unable to determine the existence of operating system user account "{0}"

Cause: An attempt to determine existence of the indicated operating system user account failed.

Action: Examine the accompanying error messages for details.

PRCZ-02031: unable to determine if operating system user account "{0}" exist on nodes "{1}"

Cause: An attempt to determine if the indicated operating system user account exist on the identified nodes failed.

Action: Examine the accompanying error messages for details.

PRCZ-02032: The deletion of credentials domain {0} failed. Error details:\n{1}

Cause: An error occurred while deleting the credentials domain.

Action: Examine the accompanying error messages for details.

PRCZ-02033: Failed to set attributes of credentials domain {0}. Error details:\n{1}

Cause: An error occurred while setting attributes of the credentials domain.

Action: Examine the accompanying error messages for details.

PRCZ-02034: Failed to get attributes of credentials domain {0}. Error details:\n{1}

Cause: An error occurred while getting attributes of the credentials domain.

Action: Examine the accompanying error messages for details.

PRCZ-02035: Failed to set user name and password credentials for user {0}. Error details:\n{1}

Cause: An error occurred while setting user name and password credentials.

Action: Examine the accompanying error messages for details.

PRCZ-02036: Failed to import credentials from wallet path {0}. Error details:\n{1}

Cause: An error occurred while importing credentials from the specified wallet path.

Action: Examine the accompanying error messages for details.

PRCZ-02037: Failed to set user {0} as the owner of credentials domain {1}. Error details:\n{2}

Cause: An error occurred while setting the specified user as the owner of the credentials domain.

Action: Examine the accompanying error messages for details.

PRCZ-02038: Failed to find credentials domain {0} under parent domain {1}. Error details:\n{2}

Cause: The specified domain did not exist under the specified parent domain.

Action: Ensure that an existing domain is specified.

PRCZ-02039: Credentials domain {0} already exists under parent domain {1} when the domain is not expected to exist. Error details:\n{2}

Cause: The specified domain was already in existence under the specified parent domain.

Action: Ensure that a new domain is specified.

PRCZ-02040: failed to retrieve Oracle VM Manager information because Oracle VM Manager is not configured

Cause: An attempt to retrieve Oracle VM Manager information failed because it was not configured.

Action: Configure Oracle VM Manager in the cluster.

PRCZ-02041: failed to remove Oracle VM Manager because Oracle VM Manager is not configured

Cause: An attempt to remove Oracle VM Manager failed because it was not configured.

Action: Configure Oracle VM Manager in the cluster.

PRCZ-02042: Failed to remove Oracle VM Manager because one or more VM resources are configured. Names of the configured VM resources: {0}.

Cause: An attempt to remove Oracle VM Manager failed because one or more VM resources were still configured.

Action: Ensure that all VM resources are removed before issuing this command.

PRCZ-02043: Failed to find credentials domain {0} under the root domain. Error details:\n{1}

Cause: The specified domain did not exist under the root domain.

Action: Ensure that an existing domain is specified.

PRCZ-02044: failed to create Oracle VM Manager because a credentials error occurred

Cause: An attempt to create Oracle VM Manager failed because an error related to the credentials occurred.

Action: Examine the accompanying error messages for details.

PRCZ-02045: failed to create Oracle VM Manager because the Oracle Grid Infrastructure user could not be identified

Cause: An attempt to create Oracle VM Manager failed because an error occurred while retrieving the Grid Infrastructure user.

Action: Examine the accompanying error messages for details.

PRCZ-02046: failed to modify Oracle VM Manager information because a credentials error occurred

Cause: An attempt to modify Oracle VM Manager information failed because an error related to the credentials occurred.

Action: Examine the accompanying error messages for details.

PRCZ-02047: failed to modify Oracle VM Manager because the Oracle Grid Infrastructure user could not be identified

Cause: An attempt to modify Oracle VM Manager failed because an error occurred while retrieving the Grid Infrastructure user.

Action: Examine the accompanying error messages for details.

PRCZ-02048: failed to retrieve Oracle VM Manager information because a credentials error occurred

Cause: An attempt to retrieve Oracle VM Manager failed because an error related to the credentials occurred.

Action: Examine the accompanying error messages for details.

PRCZ-02049: failed to remove Oracle VM Manager because a credentials error occurred

Cause: An attempt to remove Oracle VM Manager failed because an error related to the credentials occurred.

Action: Examine the accompanying error messages for details.

PRCZ-02050: failed to remove Oracle VM Manager because the details on VM resources could not be retrieved

Cause: An attempt to remove Oracle VM Manager failed because an error occurred while retrieving the details on the configured VM resources.

Action: Examine the accompanying error messages for details.

PRCZ-02051: failed to import credentials because a wallet did not exist at the specified path {0}

Cause: An error occurred while importing credentials because the specified path did not contain a wallet.

Action: Retry the operation making sure to specify the path of an existing wallet file.

PRCZ-02052: failed to create wallet credentials on credentials domain {0}

Cause: An attempt to create wallet credentials failed.

Action: Examine the accompanying error messages for details.

PRCZ-02053: failed to create user name and password credentials on credentials domain {0}

Cause: An error occurred while creating user name and password credentials on the specified credentials domain.

Action: Examine the accompanying error messages for details.

PRCZ-02054: failed to create shared key credentials on credentials domain {0}

Cause: An error occurred while creating shared key credentials on the specified credentials domain.

Action: Examine the accompanying error messages for details.

PRCZ-02055: Failed to set attributes for credentials domain {0}. Error details:\n{1}

Cause: An error occurred while setting attributes for the specified credentials domain.

Action: Examine the accompanying error messages for details.

PRCZ-02056: Partially failed to modify Oracle VM Manager information. Wallet credentials were successfully modified.

Cause: An attempt to modify user name and password credentials failed while modifying Oracle VM Manager information. Wallet credentials were successfully modified with the specified wallet file, but user name and password credentials, Oracle VM Manager host, and Oracle VM Manager port were not modified.

Action: Examine the accompanying error messages for details.

PRCZ-02057: Partially failed to modify Oracle VM Manager information. Wallet credentials and user name and password credentials were successfully modified.

Cause: An attempt to modify Oracle VM Manager host and Oracle VM Manager port failed while modifying Oracle VM Manager information. Wallet credentials and user name and password credentials were successfully modified with the specified wallet file and the specified user name and password respectively, but Oracle VM Manager host and Oracle VM Manager port were not modified.

Action: Examine the accompanying error messages for details.

PRCZ-02058: Failed to set shared key credentials. Error details:\n{0}

Cause: An error occurred while setting shared key credentials.

Action: Examine the accompanying error messages for details.

PRCZ-02059: Failed to retrieve a user name and password credentials set in credentials domain {0}. Error details:\n{1}

Cause: The user name and password credentials set was not found in the specified credentials domain.

Action: Examine the accompanying error messages for details.

PRCZ-02060: Failed to retrieve a user name and password credentials set in credentials domain {0}. Error details:\n{1}

Cause: An attempt to retrieve the user name and password credentials set in the specified credentials failed because an error related to the credentials occurred.

Action: Examine the accompanying error messages for details.

PRCZ-02061: Failed to retrieve the user name for the credentials in credentials domain {0}. Error details:\n{1}

Cause: An attempt to retrieve the user name for the credentials in the specified credentials domain failed because an error related to the credentials occurred.

Action: Examine the accompanying error messages for details.

PRCZ-02062: failed to retrieve Oracle VM Manager user name because Oracle VM Manager is not configured

Cause: An attempt to retrieve the Oracle VM Manager user name failed because it was not configured.

Action: Configure Oracle VM Manager in the cluster using the command 'srvctl add ovmm'.

PRCZ-02063: failed to retrieve Oracle VM Manager user name because a credentials error occurred

Cause: An attempt to retrieve the Oracle VM Manager user name failed because an error related to the credentials occurred.

Action: Examine the accompanying error messages for details.

PRCZ-02064: Could not create target {0} for path {1}. Error details:\n{2}

Cause: An error was encountered when creating the target for the path specified.

Action: Examine the accompanying error messages for details. Address the issues reported and retry the command.

PRCZ-02065: The credential set with type "{0}" already exists for domain "{1}". Error details:\n{2}

Cause: An attempt to create a credential set failed because it already exists.

Action: Evaluate the need for the command. If necessary, remove the credential set and then add it.

PRCZ-02066: Failed to find credential set with type "{0}" under domain {1}. Error details:\n{2}

Cause: The requested operation failed because the credential set did not exist.

Action: Ensure that a domain with a credential set is specified.

PRCZ-02067: Credentials domain {0} already exists under root domain. Error details:\n{1}

Cause: The specified domain was already in existence under the root domain.

Action: Ensure that a new domain is specified.

PRCZ-02068: The deletion of credentials with ID "{0}" failed. Error details:\n{1}

Cause: An error occurred while deleting the credentials member.

Action: Examine the accompanying error messages for details.

PRCZ-02069: Failed to get a credential with ID "{0}". Error details:\n{1}

Cause: The requested operation failed because an error occurred while getting the credential member specified.

Action: Examine the accompanying error messages for details. Address the issues reported and retry the command.

PRCZ-02070: Failed to create key pair credentials. Error details:\n{0}

Cause: An error occurred while creating key pair credentials.

Action: Examine the accompanying error messages for details.

PRCZ-02071: Failed to set attributes of the credential set. Error details:\n{0}

Cause: An error occurred while setting attributes of the credential set.

Action: Examine the accompanying error messages for details.

PRCZ-02072: Failed to set attributes of credentials with ID "{0}". Error details:\n{1}

Cause: An error occurred while setting attributes of the credential member.

Action: Examine the accompanying error messages for details.

PRCZ-02073: Failed to get attributes of the credential set. Error details:\n{0}

Cause: An error occurred while getting attributes of the credential set.

Action: Examine the accompanying error messages for details.

PRCZ-02074: Failed to get attributes of credentials with ID "{0}". Error details:\n{1}

Cause: An error occurred while getting attributes of the credential member.

Action: Examine the accompanying error messages for details.

PRCZ-02075: Failed to create shared key credentials. Error details:\n{0}

Cause: An error occurred while creating shared key credentials.

Action: Examine the accompanying error messages for details.

PRCZ-02076: Failed to create wallet credentials. Error details:\n{0}

Cause: An error occurred while creating wallet credentials.

Action: Examine the accompanying error messages for details.

PRCZ-02077: Failed to import credentials from file {0}. Error details: \n{1}

Cause: An error occurred while importing the credentials from the file specified.

Action: Examine the accompanying error messages for details.

**PRCZ-02079: Failed to import credentials from the content provided. Error details:
\n{0}**

Cause: An error occurred while importing the credentials from the content specified.

Action: Examine the accompanying error messages for details.

PRCZ-02080: Failed to export credentials to file {0}. Error details: \n{1}

Cause: An error occurred while exporting the credentials to the file specified.

Action: Examine the accompanying error messages for details.

PRCZ-02081: Failed to export credentials. Error details: \n{0}

Cause: An error occurred while exporting the credentials.

Action: Examine the accompanying error messages for details.

PRCZ-02082: The target "{0}" already exists for domain "{1}". Error details:\n{2}

Cause: An attempt to create a target failed because it already exists.

Action: Examine the accompanying error messages for details.

PRCZ-02083: Failed to count credentials in the credential set. Error details: \n{0}

Cause: An error occurred while counting the credentials in the credential set.

Action: Examine the accompanying error messages for details.

PRCZ-02084: failed to create "{0}" credentials in credential set with type "{1}"

Cause: An error occurred while creating the credentials because the credential set type is not valid.

Action: Use the correct credential set or create the credential according to the credential set type.

PRCZ-02085: failed to export credentials to the XML file "{0}" because it already exists

Cause: A request to export credentials to an XML file failed because it already exists.

Action: Delete or rename the existing file or choose a different file name.

PRCZ-02086: failed to get attributes of credentials domain "{0}" because the attribute name was not found

Cause: An error occurred while getting attributes of the credentials domain.

Action: Verify that the keys provided exists in the domain attributes.

PRCZ-02087: failed to get attributes of credentials with ID "{0}" because the attribute name was not found

Cause: An error occurred while getting attributes of the credential member.

Action: Verify that the keys provided exist in the credential attributes.

PRCZ-02088: failed to get attributes of the credential set because the attribute name was not found

Cause: An error occurred while getting attributes of the credential set.

Action: Verify that the keys provided exist in the credential set attributes.

PRCZ-02090: failed to create host key repository from file "{0}" to establish SSH connection to node "{1}"

Cause: Creation of a host key repository for an SSH connection to the indicated node failed.

Action: Make sure that the specified file path is accessible. Make sure that the host key entries in the file are not corrupted. Also look at the accompanying error messages for details.

PRCZ-02091: Failed to add an argument to a resource template argument list because an error occurred in the resource template engine. Error details:\n{0}

Cause: An attempt to add an argument to a resource template argument list failed. The additional error details included with the message provide further explanation.

Action: Examine the accompanying error messages for details, resolve issues raised and retry the command.

PRCZ-02092: Failed to add a list argument to a resource template argument list because an error occurred in the resource template engine. Error details:\n{0}

Cause: An attempt to add a list argument to a resource template argument list failed. The additional error details included with the message provide further explanation.

Action: Examine the accompanying error messages for details, resolve issues raised and retry the command.

PRCZ-02093: Failed to evaluate a resource template attribute value because an error occurred in the resource template engine. Error details:\n{0}

Cause: An attempt to retrieve a resource template attribute value failed. The additional error details included with the message provide further explanation.

Action: Examine the accompanying error messages for details, resolve issues raised and retry the command.

PRCZ-02094: Failed to get a resource template argument list because an error occurred in resource template engine. Error details:\n{0}

Cause: An attempt to retrieve a resource template argument list failed. The additional error details included with the message provide further explanation.

Action: Examine the accompanying error messages for details, resolve issues raised and retry the command.

PRCZ-02095: failed to evaluate a resource template attribute value for resource {0} with resource template arguments {1}

Cause: An attempt to evaluate a resource template attribute value for the specified resource with the specified resource template arguments failed. The additional error details included with the message provide further explanation.

Action: Examine the accompanying error messages for details, resolve issues raised and retry the command.

PRCZ-02096: failed to get a resource template argument list for resource {0} with resource template arguments {1}

Cause: An attempt to retrieve a resource template argument list for the specified resource with the specified resource template arguments failed. The additional error details included with the message provide further explanation.

Action: Examine the accompanying error messages for details, resolve issues raised and retry the command.

PRCZ-02097: Failed to get the targets from domain "{0}". Error details:\n{1}

Cause: The requested operation failed because an error occurred while getting the targets from the indicated domain.

Action: Examine the accompanying error messages for details, resolve issues raised and retry the command.

PRCZ-02098: Oracle VM Manager is already configured.

Cause: An attempt to create Oracle VM Manager was rejected because it was already configured.

Action: None

PRCZ-02099: failed to find credentials with credential ID {0}

Cause: The operation failed because credentials with the indicated credential ID did not exist.

Action: Reissue the command specifying a credential ID for which credentials exist.

PRCZ-02100: The specified Oracle VM Manager host "{0}" is not valid.

Cause: The creation or modification of Oracle VM Manager failed because the host specified was empty, invalid as a host name, or invalid as an IP address.

Action: Specify a valid Oracle VM Manager host name or IP address and retry the operation.

PRCZ-02101: The specified Oracle VM Manager user name "{0}" is not valid.

Cause: An empty value was provided for the Oracle VM Manager user name.

Action: Specify a valid Oracle VM Manager user name.

PRCZ-02102: Invalid negative value for credential ID.

Cause: An attempt to retrieve a credential was rejected because the specified value was less than 0.

Action: Retry the operation providing a valid credential ID.

PRCZ-02103: Failed to execute command "{0}" on node "{1}" as user "{2}". Detailed error:\n{3}

Cause: An attempt to run the specified command as the specified user failed on the specified node due to the accompanying error data.

Action: Examine the accompanying error data for details, resolve issues raised and retry the command.

PRCZ-02104: failed to find GIMR properties for client "{0}"

Cause: A request to get the Grid Infrastructure Management Repository (GIMR) properties specified a GIMR client that did not exist in the credential store.

Action: Ensure that an existing GIMR client is specified.

PRCZ-02105: failed to execute command "{0}" as user "{1}" using root credentials within {2} seconds on nodes "{3}"

Cause: An attempt to run the specified command within the specified time on the nodes specified failed.

Action: Ensure that the specified command exists on all nodes. Ensure that the specified command has execute permission on all nodes. Ensure that the root user password specified is correct. Examine the accompanying error messages for details, resolve issues raised and retry the command.

PRCZ-02106: failed to create Oracle VM Manager target for domain "{0}"

Cause: An attempt to create Oracle VM Manager credentials failed. The accompanying error messages provide failure details.

Action: Examine the accompanying error messages for details, resolve issues raised and retry the command.

PRCZ-02107: failed to find section "{0}" in the cluster manifest file "{1}"

Cause: The indicated section did not exist in the cluster manifest file provided.

Action: Ensure that an existing section is specified, or use the correct cluster manifest file.

PRCZ-02120: unable to establish SFTP connection to node "{0}"

Cause: An attempt to connect to the indicated node using SFTP failed.

Action: Ensure that the indicated node is reachable. Ensure that the SSH daemon on the indicated node is running. Examine the accompanying error messages, resolve the issues, and retry the operation.

PRCZ-02121: SFTP failure to change to directory "{0}" on node "{1}"

Cause: An attempt to change to the indicated directory on the indicated node using SFTP failed. The accompanying messages provide detailed information about the failure.

Action: Ensure that the indicated directory exists on the indicated node and that the connected user has read permission for that directory. Resolve the problems described in the accompanying messages and retry the operation.

PRCZ-02122: SFTP failure to change to the local directory "{0}"

Cause: An attempt to change to the indicated directory on the local node using SFTP failed. The accompanying messages provide detailed information about the failure.

Action: Ensure that the indicated directory exists on the local node and that the connected user has read permission for that directory. Resolve the problems described in the accompanying messages and retry the operation.

PRCZ-02123: SFTP failure to copy file "{0}" from local node to "{1}" on node "{2}"

Cause: An attempt to copy the indicated file from the local node to the indicated directory on the indicated node using SFTP failed. The accompanying messages provide detailed information about the failure.

Action: Ensure that the indicated path on the indicated node exists and is writable by the connected user. Resolve the problems described in the accompanying messages and retry the operation.

PRCZ-02124: SFTP failure to copy file "{0}" from node "{1}" to "{2}" on local node

Cause: An attempt to copy the indicated file from the indicated node to the indicated local directory using SFTP failed. The accompanying messages provide detailed information about the failure.

Action: Ensure that the indicated file exists with read permission on the indicated node and that the destination location exists with write permission on the local node. Resolve the problems described in the accompanying messages and retry the operation.

PRCZ-02125: SFTP failure to list the content of directory "{0}" on node "{1}"

Cause: An attempt to retrieve the list of files in the indicated directory on the indicated node using SFTP failed. The accompanying messages provide detailed information about the failure.

Action: Ensure that the indicated directory on the indicated node exists and the connected user has read permission. Resolve the problems described in the accompanying messages and retry the operation.

PRCZ-02126: SFTP failure to rename the file "{0}" to "{1}" on node "{2}"

Cause: An attempt to rename the indicated file on the indicated node using SFTP failed. The accompanying messages provide detailed information about the failure.

Action: Ensure that the connected user has write permission for the indicated file on the indicated node. Resolve the problems described in the accompanying messages and retry the operation.

PRCZ-02127: SFTP failure to remove file "{0}" from node "{1}"

Cause: An attempt to delete the indicated file on the indicated node using SFTP failed. The accompanying messages provide detailed information about the failure.

Action: Ensure that the connected user has write permission for the indicated file on the indicated node. Resolve the problems described in the accompanying messages and retry the operation.

PRCZ-02128: SFTP failure to change owner group for the file "{0}" to GID "{1}" on node "{2}"

Cause: An attempt to change the owner group of the indicated file to the indicated group ID on the indicated node using SFTP failed. The accompanying messages provide detailed information about the failure.

Action: Ensure that the connected user has write permission for the indicated file on the indicated node. Resolve the problems described in the accompanying messages and retry the operation.

PRCZ-02129: SFTP failure to change owning user of the file "{0}" to UID "{1}" on node "{2}"

Cause: An attempt to change the ownership of the indicated file to the indicated user ID on the indicated node using SFTP failed. The accompanying messages provide detailed information about the failure.

Action: Ensure that the connected user has write permission for the indicated file on the indicated node. Resolve the problems described in the accompanying messages and retry the operation.

PRCZ-02130: SFTP failure to change the permissions of the file "{0}" to "{1}" on node "{2}"

Cause: An attempt to change the permissions of the indicated file to the indicated permissions on the indicated node using SFTP failed. The accompanying messages provide detailed information about the failure.

Action: Ensure that the connected user has write permission for the indicated file on the indicated node. Resolve the problems described in the accompanying messages and retry the operation.

PRCZ-02131: SFTP failure to remove directory "{0}" from node "{1}"

Cause: An attempt to remove the indicated directory on the indicated node using SFTP failed. The accompanying messages provide detailed information about the failure.

Action: Ensure that the indicated directory exists on the indicated node and that the connected user has write permission for it. Resolve the problems described in the accompanying messages and retry the operation.

PRCZ-02132: SFTP failure to create directory "{0}" on node "{1}"

Cause: An attempt to create the indicated directory on the indicated node using SFTP failed. The accompanying messages provide detailed information about the failure.

Action: Ensure that the indicated directory does not already exist and also that the connected user has write permission for the path at which the directory is being created. Resolve the problems described in the accompanying messages and retry the operation.

PRCZ-02133: SFTP failure to retrieve the current working directory from node "{0}"

Cause: An attempt to retrieve the current working directory from the indicated node using SFTP failed. The accompanying messages provide detailed information about the failure.

Action: Resolve the problems described in the accompanying messages and retry the operation.

PRCZ-02134: SFTP failure to retrieve the home directory of the connected user from node "{0}"

Cause: An attempt to retrieve the connected user's home directory from the indicated node using SFTP failed. The accompanying messages provide detailed information about the failure.

Action: Resolve the problems described in the accompanying messages and retry the operation.

PRCZ-02135: SFTP failure to retrieve the file attributes for path "{0}" from node "{1}"


Cause: An attempt to retrieve the file attributes of the indicated file or directory path from the indicated node using SFTP failed. The accompanying messages provide detailed information about the failure.

Action: Ensure that the indicated file or directory path on the indicated node exists and that the connected user has read permission for it. Resolve the problems described in the accompanying messages and retry the operation.

PRCZ-02136: Failed to execute command "{0}" as user "{1}" within {2} seconds on nodes "{3}"

Cause: An attempt to run the specified command from the indicated location as the specified user within the specified time on the indicated nodes failed. The accompanying messages provide detailed information about the failure.

Action: Ensure that the specified command exists on all nodes. Ensure that the connected user has execute permission for the specified command on all nodes. Ensure that the correct password was specified for the user. Resolve the problems described in the accompanying messages and retry the operation.



PRGH-01001 to PRGH-01079

PRGH-01001: Failed to get the name of the local node

Cause: An attempt to retrieve local host name failed.

Action: Examine the accompanying error messages.

PRGH-01002: Failed to copy files from {0} to {1}

Cause: An attempt to copy the files failed.

Action: Examine the accompanying error messages.

PRGH-01003: Provisioning of Oracle home at location {0} failed

Cause: One or more steps in provisioning the Oracle home failed.

Action: Examine the accompanying error messages.

PRGH-01004: Cloning operation for the Oracle home at location {0} failed

Cause: An attempt to clone an Oracle Database home directory created from a Rapid Home Provisioning image failed.

Action: Examine the accompanying error messages.

PRGH-01005: Creation of database {0} at Oracle home location {1} failed

Cause: An attempt to create database failed.

Action: Examine the accompanying error messages.

PRGH-01006: Changing the ownership for the software home at location {0} failed.

Cause: An attempt to change the ownership of software home failed.

Action: Take one of the following actions: 1) Examine the accompanying error messages. -or- 2) Make sure that any required Operating System patches are installed. To identify required patches, run 'cluvfy comp sys -p crs' command.

PRGH-01007: Changing the group ownership for the software home at location {0} failed

Cause: An attempt to change the group of software home failed.

Action: Examine the accompanying error messages.

PRGH-01008: Deletion of database {0} at Oracle home location {1} failed

Cause: An attempt to delete the database failed.

Action: Correct the problem indicated by the accompanying messages and retry the failed command

PRGH-01009: Deletion of Oracle home location {0} from inventory failed

Cause: An attempt to detach the Oracle home failed

Action: Correct the problem indicated by the accompanying messages and retry the failed command

PRGH-01010: Removal of Oracle home {0} failed

Cause: An attempt to remove the Oracle home failed

Action: Correct the problem indicated by the accompanying messages and retry the failed command.

PRGH-01011: Move of database {0} to Oracle home location {1} failed

Cause: An attempt to move the database to the new Oracle home failed.

Action: Examine the accompanying error messages.

PRGH-01012: Failed to execute sqlpatch for database {0} from Oracle home {1} on node {2}

Cause: An attempt to execute sqlpatch on the database failed.

Action: Examine the accompanying error messages.

PRGH-01013: The destination working copy at {0} on cluster {1} has the following Oracle patches installed: {2}. Execute the post-patch SQL scripts for these databases: {3}.

Cause: The post-patch SQL scripts were not executed because auto execution of the SQL script was not supported for this database version. Auto execution of the SQL script is not supported for Oracle Database versions prior to 12c.

Action: Execute the 'postinstall.sql' script for these patches if they are located under the SQL patch directory in the Oracle home. Also refer to the patch documentation for these patches and perform any applicable post-patch steps manually.

PRGH-01014: Creation of database {0} at Oracle home location {1} failed because the nodes {2} specified in "-nodes" option are not active

Cause: An attempt to create a database was rejected because the nodes specified in the "-nodes" option were not active.

Action: Specify nodes in the "-nodes" option that are active.

PRGH-01015: Database {0} does not exist

Cause: An attempt to operate on a database failed because the specified database did not exist.

Action: Specify a database name of a database that exists within the working copy.

PRGH-01016: Creation of database {0} at Oracle home location {1} succeeded with warnings.\n{2}

Cause: During DBCA database creation processing, one or more warning conditions occurred.

Action: Examine the logs generated by the Database Configuration Assistant (DBCA) for more information.

PRGH-01017: failed to retrieve the platform information from the specified Oracle home path "{0}"

Cause: An error occurred while attempting to retrieve the platform information.

Action: Examine the accompanying errors for more information.

PRGH-01018: The creation of database "{0}" at Oracle home location "{1}" failed because the patches for bugs {2} have not been applied.

Cause: An attempt to create a database was rejected because the required patches were not applied to the Oracle home.

Action: Apply the required patches and retry the command.

PRGH-01019: Removal of working copy directory {0} failed.

Cause: An attempt to remove the working copy directory failed.

Action: Correct the problem indicated by the accompanying error messages and retry the command.

PRGH-01020: Upgrade of database {0} at Oracle home location {1} failed.

Cause: An attempt to upgrade a database failed.

Action: Examine the accompanying error messages.

PRGH-01021: Upgrade of database {0} at Oracle home location {1} succeeded with warnings. \n{2}

Cause: During DBUA database upgrade processing, one or more warning conditions occurred.

Action: Examine the logs generated by the Database Upgrade Assistant (DBUA) for more information.

PRGH-01022: failed to get patch details from node "{0}" at Oracle home location "{1}" owned by user "{2}"

Cause: An attempt to query working copy information failed because the patch details could not be retrieved from the indicated node, possibly because the Oracle home did not exist.

Action: Ensure that the Oracle home exists. Examine the accompanying error messages for more information, address reported issues, and retry.

PRGH-01023: invalid image type {0}

Cause: An unrecognized image type was specified.

Action: Ensure that a valid image type is entered. Supported image types can be found by using the 'rhpcctl query imagetype' command.

PRGH-01024: The operation failed because the user action "{0}" did not execute successfully.

Cause: The operation failed because the indicated user action configured for the image did not execute successfully.

Action: Specify a different image or modify the user action to set the force flag and retry the command.

PRGH-01025: failed to attach Oracle home {0} on nodes "{1}"

Cause: An attempt to attach the indicated Oracle home failed. The accompanying messages provide detailed failure information.

Action: Examine the accompanying error messages, address issues described and retry.

PRGH-01026: failed to update the node list for Oracle home {0} in the inventory

Cause: An attempt to run "runInstaller -updateNodeList" for the indicated Oracle home failed. The accompanying messages provide detailed failure information.

Action: Examine the accompanying error messages, address issues described and retry.

PRGH-01027: failed to stop listeners in Oracle home {0}

Cause: An attempt to stop listeners in the indicated Oracle home failed. The accompanying messages provide detailed failure information.

Action: Examine the accompanying error messages, address issues described and retry.

PRGH-01028: failed to execute "addnode.sh" to extend Oracle RAC home {0} to nodes "{1}"

Cause: An attempt to extend the indicated Oracle RAC home to the indicated nodes failed. The accompanying messages provide detailed failure information.

Action: Examine the accompanying error messages, address issues described and retry.

PRGH-01029: An I/O error occurred during installer exclude file creation.

Cause: An unexpected I/O error occurred. As a result, the appropriate exclude file could not be created.

Action: Examine the accompanying error messages for more information, address the reported issues, and retry.

PRGH-01030: The environments on nodes '{0}' do not satisfy some of the prerequisite checks.

Cause: An attempt to add the specified working copy was rejected because the target environment did not meet some of the prerequisites. The accompanying messages provide detailed information about the prerequisites that were not met.

Action: Resolve the issues described in the accompanying messages, and then retry the provisioning operation.

PRGH-01031: The group keyword "{0}" specified in '-groups' option in 'add workingcopy' command is not valid for this image type and image version.

Cause: A group keyword was specified in the '-groups' option in the 'add workingcopy' command which was not valid based on the type and version of the image.

Action: Reissue the command with valid group keywords for this image type and version. Valid group keywords for Grid Infrastructure Provisioning: Versions 11.2,12.1,12.2: OSDBA,OSOPER,OSASM Valid group keywords for Database Provisioning: Version 11.2: OSDBA,OSOPER Version 12.1: OSDBA,OSOPER,OSBACKUP,OSDG,OSKM Version 12.2: OSDBA,OSOPER,OSBACKUP,OSDG,OSKM,OSRAC

PRGH-01032: failed to get user ID of operating system user {0}

Cause: An attempt to get the user ID for an operating system user name failed during the 'add workingcopy' operation.

Action: Correct the problem indicated by the accompanying messages and retry the failed command.

PRGH-01033: failed to get primary group ID of operating system user {0}

Cause: An attempt to get the primary group ID for an operating system user name failed during the 'add workingcopy' operation.

Action: Correct the problem indicated by the accompanying messages and retry the failed command.

PRGH-01034: required '-inventory' option missing

Cause: An attempt to create a working copy was rejected because the oraInst.loc file was not found in the default location and the '-inventory' option was not specified.

Action: Specify the inventory location using the '-inventory' option.

PRGH-01035: failed to run the deinstallation tool with error:\n{0}

Cause: An attempt to run the deinstallation tool failed during the cleanup of Oracle Grid Infrastructure. The accompanying messages provide detailed failure information. The 'delete workingcopy' operation completed, but additional action might be needed to complete the cleanup.

Action: Examine the accompanying error messages and address the issues as described to complete the Oracle Grid Infrastructure cleanup.

PRGH-01036: Oracle Grid Infrastructure configuration tool failed with error '{0}' because one or more mandatory checks failed

Cause: An attempt to add the specified working copy failed because one or more mandatory checks failed in the target environment .

Action: Examine the accompanying messages and retry the command after resolving the reported failures.

PRGH-01037: failed to add instance of database {0} on node {1}

Cause: An attempt to add an instance to the indicated database on the indicated node failed. The accompanying messages provide detailed failure information.

Action: Examine the accompanying error messages, address the issues described and retry.

PRGH-01038: An error occurred while copying the installer exclude file.

Cause: The remote copy operation failed. As a result, the installer exclude file could not be copied to the node on which the 'import image' command was issued.

Action: Examine the accompanying error messages for more information, address the reported issues, and retry the operation.

PRGH-01039: Deletion of database {0} at Oracle home location {1} succeeded with warnings.\n{2}

Cause: During DBCA database deletion processing, one or more warning conditions occurred.

Action: Examine the accompanying warning messages for more information.

PRGH-01040: Upgrade of Oracle Grid Infrastructure home failed because the patches for bugs {0} have not been applied.

Cause: An attempt to upgrade the Oracle Grid Infrastructure home was rejected because the required patches were not applied to the Oracle home.

Action: Apply the required patches and retry the command.

PRGH-01041: failed to remove instance of database "{0}" on node "{1}"

Cause: An attempt to delete an instance of the specified database that is running on the specified node failed. The accompanying messages provide detailed failure information.

Action: Examine the accompanying error messages, address the issues described and retry.

PRGH-01042: failure to remove an Oracle Layered File System driver

Cause: An attempt to remove an Oracle Layered File System driver encountered a failure. The accompanying messages provide detailed failure information.

Action: Examine the accompanying error messages, address the issues described, and retry the operation.

PRGH-01043: failure to install an Oracle Layered File System driver

Cause: An attempt to install an Oracle Layered File System driver encountered a failure. The accompanying messages provide detailed failure information.

Action: Examine the accompanying error messages, address the issues described, and retry the operation.

PRGH-01044: failure to retrieve the names of the Oracle Grid Infrastructure cluster nodes

Cause: An attempt to retrieve the names of the Oracle Grid Infrastructure cluster nodes encountered a failure. The accompanying messages provide detailed failure information.

Action: Examine the accompanying error messages, address the issues described, and retry the operation.

PRGH-01045: failure while checking if "{0}" is on Oracle ACFS

Cause: An attempt to check if the specified Oracle home path was on Oracle

Action: Examine the accompanying error messages, address the issues described, and retry the operation.

PRGH-01046: failure while getting the required bug numbers for the given Oracle Database home "{0}"

Cause: An attempt to get the required bug numbers for the specified Oracle Database home encountered a failure. The accompanying messages provide detailed failure information.

Action: Examine the accompanying error messages, address the issues described, and retry the operation.

PRGH-01047: failure while checking if the patch "{0}" could be applied in rolling mode

Cause: An attempt to check if the specified patch could be applied in the rolling mode encountered a failure. The accompanying messages provide detailed failure information.

Action: Examine the accompanying error messages, address the issues described, and retry the operation.

PRGH-01048: failure to read or write to the file "{0}"

Cause: An attempt to read or write to the specified file encountered a failure. The accompanying messages provide detailed failure information.

Action: Examine the accompanying error messages, address the issues described, and retry the operation.

PRGH-01049: failure to copy file "{0}" to node "{1}"

Cause: An attempt to copy the specified file to the given node encountered a failure. The accompanying messages provide detailed failure information.

Action: Examine the accompanying error messages, address the issues described, and retry the operation.

PRGH-01050: failure to create directory "{0}"

Cause: An attempt to create the specified directory encountered a failure. The accompanying messages provide detailed failure information.

Action: Examine the accompanying error messages, address the issues described, and retry the operation.

PRGH-01051: failure while getting the patch delta between Oracle home "{0}" and "{1}"

Cause: An attempt to get the patch delta between the specified Oracle homes encountered a failure. The accompanying messages provide detailed failure information.

Action: Examine the accompanying error messages, address the issues described, and retry the operation.

PRGH-01052: failure while getting Oracle Grid Infrastructure cluster name

Cause: An attempt to get the Oracle Grid Infrastructure cluster name encountered a failure. The accompanying messages provide detailed failure information.

Action: Examine the accompanying error messages, address the issues described, and retry the operation.

PRGH-01053: failure while deconfiguring the Oracle Grid Infrastructure

Cause: An attempt to deconfigure the Oracle Grid Infrastructure encountered a failure. The accompanying messages provide detailed failure information.

Action: Examine the accompanying error messages, address the issues described, and retry the operation.

PRGH-01054: failure while instantiating parameter file for addition of a node to an Oracle Grid Infrastructure cluster

Cause: An attempt to instantiate the parameter file for addition of a node to an Oracle Grid Infrastructure cluster encountered a failure. The accompanying messages provide detailed failure information.

Action: Examine the accompanying error messages, address the issues described, and retry the operation.

PRGH-01055: failure while copying Grid Infrastructure configuration files

Cause: An attempt to copy Grid Infrastructure configuration files during an Oracle Grid Infrastructure home move operation encountered a failure. The accompanying messages provide detailed failure information.

Action: Examine the accompanying error messages, address the issues described, and retry the operation.

PRGH-01056: failure during upgrade of an Oracle Grid Infrastructure home

Cause: An attempt to execute root scripts during an Oracle Grid Infrastructure home upgrade operation encountered a failure. The accompanying messages provide detailed failure information.

Action: Examine the accompanying error messages, address the issues described, and retry the operation.

PRGH-01057: failure during move of an Oracle Grid Infrastructure home

Cause: An attempt to execute root scripts during an Oracle Grid Infrastructure home move operation encountered a failure. The accompanying messages provide detailed failure information.

Action: Examine the accompanying error messages, address the issues described, and retry the operation.

PRGH-01058: failure to start the Rapid Home Provisioning Client

Cause: An attempt to start the Rapid Home Provisioning Client encountered a failure. The accompanying messages provide detailed failure information.

Action: Examine the accompanying error messages, address the issues described, and retry the operation.

PRGH-01059: failure to add the Rapid Home Provisioning Client

Cause: An attempt to add the Rapid Home Provisioning Client encountered a failure. The accompanying messages provide detailed failure information.

Action: Examine the accompanying error messages, address the issues described, and retry the operation.

PRGH-01060: failure while deleting node "{0}"

Cause: An attempt to delete the specified node from an Oracle Grid Infrastructure cluster encountered a failure. The accompanying messages provide detailed failure information.

Action: Examine the accompanying error messages, address the issues described, and retry the operation.

PRGH-01061: failure to unpin the node "{0}"

Cause: An attempt to unpin the specified node in an Oracle Grid Infrastructure cluster encountered a failure. The accompanying messages provide detailed failure information.

Action: Examine the accompanying error messages, address the issues described, and retry the operation.

PRGH-01062: failure while executing the Oracle Grid Infrastructure configuration tool

Cause: An attempt to execute the Oracle Grid Infrastructure configuration tool encountered a failure. The accompanying messages provide detailed failure information.

Action: Examine the accompanying error messages, address the issues described, and retry the operation.

PRGH-01063: failure while executing the scripts for Oracle Grid Infrastructure configuration

Cause: An attempt to execute scripts for Oracle Grid Infrastructure configuration encountered a failure. The accompanying messages provide detailed failure information.

Action: Examine the accompanying error messages, address the issues described, and retry the operation.

PRGH-01064: failure to retrieve the location of the Oracle Grid Infrastructure home

Cause: An attempt to retrieve the location of the Oracle Grid Infrastructure home encountered a failure. The accompanying messages provide detailed failure information.

Action: Examine the accompanying error messages, address the issues described, and retry the operation.

PRGH-01065: failure to retrieve the status of database "{0}"

Cause: An attempt to retrieve the status of the specified database encountered a failure. The accompanying messages provide detailed failure information.

Action: Examine the accompanying error messages, address the issues described, and retry the operation.

PRGH-01066: failure to retrieve the configuration of database "{0}"

Cause: An attempt to retrieve the configuration of the specified database encountered a failure. The accompanying messages provide detailed failure information.

Action: Examine the accompanying error messages, address the issues described, and retry the operation.

PRGH-01067: failure to retrieve the name of the node on which database "{0}" is running

Cause: An attempt to retrieve the name of the node on which the specified database was running failed. The accompanying messages provide detailed failure information.

Action: Examine the accompanying error messages, address the issues described, and retry the operation.

PRGH-01068: failure to retrieve the patch details from Oracle home "{0}" owned by user "{1}"

Cause: An attempt to retrieve the patch details from the specified Oracle home encountered a failure. The accompanying messages provide detailed failure information.

Action: Examine the accompanying error messages, address the issues described, and retry the operation.

PRGH-01069: failure while checking the required bug numbers for database "{0}"

Cause: An attempt to check the required bug numbers for the specified database encountered a failure. The accompanying messages provide detailed failure information.

Action: Examine the accompanying error messages, address the issues described, and retry the operation.

PRGH-01070: failure while checking if database "{0}" is running from Oracle home "{1}"

Cause: An attempt to check if the specified database was running from the specified Oracle home encountered a failure. The accompanying messages provide detailed failure information.

Action: Examine the accompanying error messages, address the issues described, and retry the operation.

PRGH-01071: failure to retrieve the names of the databases running from Oracle home "{0}"

Cause: An attempt to retrieve the names of the databases running from the specified Oracle home encountered a failure. The accompanying messages provide detailed failure information.

Action: Examine the accompanying error messages, address the issues described, and retry the operation.

PRGH-01072: failure to retrieve the location of the Oracle home from which database "{0}" is running

Cause: An attempt to retrieve the location of the Oracle home from which the specified database was running encountered a failure. The accompanying messages provide detailed failure information.

Action: Examine the accompanying error messages, address the issues described, and retry the operation.

PRGH-01073: failure to retrieve the type of database "{0}"

Cause: An attempt to retrieve the type of the specified database encountered a failure. The accompanying messages provide detailed failure information.

Action: Examine the accompanying error messages, address the issues described, and retry the operation.

PRGH-01074: failure to retrieve the names of the nodes on which database "{0}" is running

Cause: An attempt to retrieve the names of the nodes on which the specified database was running encountered a failure. The accompanying messages provide detailed failure information.

Action: Examine the accompanying error messages, address the issues described, and retry the operation.

PRGH-01075: failed to stop instance "{0}" of database "{1}" on node "{2}"

Cause: An attempt to stop the indicated database instance failed. The accompanying messages provide detailed failure information.

Action: Examine the accompanying error messages, address the issues described and retry.

PRGH-01076: Operation to extend Oracle RAC home "{0}" to nodes "{1}" succeeded with warnings.\n{2}

Cause: While extending the specified Oracle RAC home to the specified nodes, one or more warning conditions occurred. The accompanying messages provide more information.

Action: Examine the accompanying warning messages for more information.

PRGH-01077: failed to add candidate servers to Oracle RAC One Node database {0}

Cause: An attempt to add candidate servers to the specified database failed. The accompanying messages provide detailed failure information.

Action: Examine the accompanying error messages, address the issues described, and retry the operation.

PRGH-01078: failed to remove candidate servers for Oracle RAC One Node database {0}


Cause: An attempt to remove candidate servers for the specified database failed. The accompanying messages provide detailed failure information.

Action: Examine the accompanying error messages, address the issues described, and retry the operation.

PRGH-01079: failed to execute script 'rootpre.sh' to perform preinstallation operating system preparations on nodes "{0}"

Cause: An attempt to perform preinstallation operating system preparations on the indicated nodes failed. The accompanying messages provide detailed failure information.

Action: Examine the accompanying error messages, address the issues described and retry.



PRGO-01003 to PRGO-11371

PRGO-01003: Invalid option specified when granting a role to a client user or another role

Cause: The '-role' option was specified but neither '-user' nor '-grantee' was specified.

Action: Supply the '-user' option or the '-grantee' option when running 'rhpctl grant role' with '-role' option.

PRGO-01004: Invalid option specified when revoking a role from client user or another role

Cause: The '-role' option was specified but neither '-user' nor '-grantee' was specified.

Action: Supply the '-user' option or '-grantee' option when running 'rhpctl revoke role' with '-role' option.

PRGO-01005: Invalid container type "{0}"

Cause: Internal error.

Action: Contact Oracle Support Services.

PRGO-01006: An unsupported 'rhpctl' command was issued on Rapid Home Provisioning Client.

Cause: A 'rhpctl' command was submitted on Rapid Home Provisioning Client.

Action: Run the 'rhpctl' command on Rapid Home Provisioning Server.

PRGO-01007: Unable to retrieve Rapid Home Provisioning Server host name

Cause: While accessing GNS, an attempt to retrieve the host name failed.

Action: Make sure that both the GNS and the Rapid Home Provisioning Server are running.

PRGO-01019: Invalid option specified when adding visibility to an image for either client user or role

Cause: Neither the '-identity' option nor the '-role' option was specified

Action: Supply the '-identity' option or the '-role' option when running 'rhpctl allow image'.

PRGO-01020: Invalid option specified when removing visibility from an image for either client user or role

Cause: Neither the '-identity' option nor the '-role' option was specified

Action: Supply the '-identity' option or the '-role' option when running 'rhpctl disallow image'.

PRGO-01021: Invalid option specified when retrieving information for image series

Cause: An invalid combination of the '-series', '-image' and '-client' options was specified.

Action: Supply the correct combination of the '-series', '-image' and '-client' options when running 'rhpctl query series'. Only the following combinations are allowed: 1) no option 2) -client option only 3) -image option only 4) -series option only 5) -series and -client options only

PRGO-01022: Working copy "{0}" already exists.

Cause: An existing working copy of the same name was found when adding a new working copy.

Action: Supply another working copy name or delete the working copy and retry.

PRGO-01028: Disk group "{0}" already exists.

Cause: An existing disk group of the same name was found when adding a new disk group.

Action: Supply another disk group name and retry the operation.

PRGO-01029: Disk group "{0}" does not exist.

Cause: Removal of a disk group failed because the specified disk group was not configured for Rapid Home Provisioning Server.

Action: Supply the name of a disk group that is configured for Rapid Home Provisioning Server.

PRGO-01030: Disk group "{0}" is in use.

Cause: Removal of the disk group failed because the specified disk group was in use for data storage by the Rapid Home Provisioning Server.

Action: Supply another disk group and retry the operation.

PRGO-01031: User "{0}" lacks the authority to perform the 'add role' operation.

Cause: The user running the 'rhpctl add role' command did not have the required authorization.

Action: Request the authorization from your administrator or perform the operation from a user ID that has the required authorization.

PRGO-01032: User "{0}" lacks the authority to perform the 'query role' operation.

Cause: The user running the 'rhpctl query role' command did not have the required authorization.

Action: Request the authorization from your administrator or perform the operation from a user ID that has the required authorization.

PRGO-01033: User "{0}" lacks the authority to perform the 'delete role' operation.

Cause: The user running the 'rhpctl delete role' command did not have the required authorization.

Action: Request the authorization from your administrator or perform the operation from a user ID that has the required authorization.

PRGO-01034: User "{0}" lacks the authority to perform the 'grant role' operation.

Cause: The user running the 'rhpctl grant role' command did not have the required authorization.

Action: Request the authorization from your administrator or perform the operation from a user ID that has the required authorization.

PRGO-01035: User "{0}" lacks the authority to perform the 'revoke role' operation.

Cause: The user running the 'rhpctl revoke role' command did not have the required authorization.

Action: Request the authorization from your administrator or perform the operation from a user ID that has the required authorization.

PRGO-01036: User "{0}" lacks the authority to perform the 'add image' operation.

Cause: The user running the 'rhpctl add image' command did not have the required authorization.

Action: Request the authorization from your administrator or perform the operation from a user ID that has the required authorization.

PRGO-01037: User "{0}" lacks the authority to perform the 'import image' operation.

Cause: The user running the operation on the image did not have the required authorization.

Action: Request the authorization from your administrator or perform the operation from a user ID that has the required authorization.

PRGO-01038: User "{0}" lacks the authority to perform the 'delete image' operation.

Cause: The user running the 'rhpctl delete image' command did not have the required authorization.

Action: Request the authorization from your administrator or perform the operation from a user ID that has the required authorization.

PRGO-01039: User "{0}" lacks the authority to perform the 'query image' operation.

Cause: The user running the 'rhpctl query image' command did not have the required authorization.

Action: Request the authorization from your administrator or perform the operation from a user ID that has the required authorization.

PRGO-01040: User "{0}" lacks the authority to grant viewing access to image "{1}".

Cause: The user running the 'rhpctl allow image' command did not have the required authorization.

Action: Request the authorization from your administrator or perform the operation from a user ID that has the required authorization.

PRGO-01041: User "{0}" lacks the authority to disallow viewing access to image "{1}".

Cause: The user running the 'rhpctl disallow image' command did not have the required authorization.

Action: Request the authorization from your administrator or perform the operation from a user ID that has the required authorization.

PRGO-01042: User "{0}" lacks the authority to add a new series.

Cause: The user running the 'rhpctl add series' command did not have the required authorization.

Action: Request the authorization from your administrator or perform the operation from a user ID that has the required authorization.

PRGO-01043: User "{0}" lacks the authority to add an image to a series.

Cause: The user running the 'rhpctl insertimage series' command did not have the required authorization.

Action: Request the authorization from your administrator or perform the operation from a user ID that has the required authorization.

PRGO-01044: User "{0}" lacks the authority to delete a series.

Cause: The user running the 'rhpctl delete series' command did not have the required authorization.

Action: Request the authorization from your administrator or perform the operation from a user ID that has the required authorization.

PRGO-01045: User "{0}" lacks the authority to delete an image from a series.

Cause: The user running the 'rhpctl deleteimage series' command did not have the required authorization.

Action: Request the authorization from your administrator or perform the operation from a user ID that has the required authorization.

PRGO-01046: User "{0}" lacks the authority to view series.

Cause: The user running the 'rhpctl query series' command did not have the required authorization.

Action: Request the authorization from your administrator or perform the operation from a user ID that has the required authorization.

PRGO-01047: User "{0}" lacks the authority to perform the 'delete workingcopy' operation.

Cause: The user running the 'rhpctl delete workingcopy' command did not have the required authorization.

Action: Request the authorization from your administrator or perform the operation from a user ID that has the required authorization.

PRGO-01048: User "{0}" lacks the authority to perform the 'query workingcopy' operation.

Cause: The user running the 'rhpctl query workingcopy' command did not have the required authorization.

Action: Request the authorization from your administrator or perform the operation from a user ID that has the required authorization.

PRGO-01049: Rapid Home Provisioning operations cannot be registered with the managed object server.

Cause: Operations for the Rapid Home Provisioning application were not registered with the managed object server.

Action: Ensure that the management database is up and running and either the Rapid Home Provisioning Server or the Rapid Home Provisioning Client resource is registered with CRSD.

PRGO-01058: The client name "{0}" supplied is a Rapid Home Provisioning Server (RHPS).

Cause: A RHPS name was received when a Rapid Home Provisioning Client (RHPC) name was expected.

Action: Provide only RHPC names to the command.

PRGO-01059: Image "{0}" already exists.

Cause: An existing image of the same name was found when adding a new image.

Action: Supply another image name or delete the existing image and retry.

PRGO-01060: Role "{0}" already exists.

Cause: An existing role of the same name was found when adding a new role.

Action: Supply another role name or delete the existing role and retry.

PRGO-01062: Unable to remove image series "{0}" because it contains images and the '-force' option was not specified.

Cause: An attempt to delete an image series was rejected because the image series contained images.

Action: Either specify the '-force' flag, or delete all images in the image series before attempting to delete the image series.

PRGO-01067: No disk group has been configured for Rapid Home Provisioning Server.

Cause: An attempt to retrieve the disk group resources failed because no disk group was configured.

Action: Use the 'rhpctl add diskgroup' command to add a disk group and retry the command.

PRGO-01068: Failed to connect to Rapid Home Provisioning Server (RHPS)

Cause: An attempt to connect to Rapid Home Provisioning Server (RHPS) failed, possibly because it was not running.

Action: Start Rapid Home Provisioning Server (RHPS) using 'srvctl start rhpsrver' and retry the command.

PRGO-01069: Internal error [# {0} #].

Cause: An internal error occurred.

Action: Contact Oracle Support Services.

PRGO-01070: Working copy "{0}" cannot be deleted from Rapid Home Provisioning Client cluster "{1}".

Cause: An attempt to delete a working copy failed because the specified working copy had not been created by this Rapid Home Provisioning Client.

Action: Execute the command from the cluster that created this working copy or specify a working copy that was created on this client cluster.

PRGO-01071: Image "{0}" already exists in the series "{1}".

Cause: An attempt to add an image to a series failed because the image was already added to the series.

Action: Supply another image name or delete the existing image and retry.

PRGO-01072: Image "{0}" does not exist in the series "{1}".

Cause: An attempt to delete an image from a series failed because the image was not found in the series.

Action: Supply an existing image name and retry.

PRGO-01073: Rapid Home Provisioning Client "{0}" is disabled.

Cause: The client was disabled and could not run RHPCTL commands.

Action: Contact the Rapid Home Provisioning Server site administrator to enable the client.

PRGO-01074: failed while checking if cluster "{0}" is enabled to run RHPCTL commands

Cause: An error occurred while checking if the cluster was enabled.

Action: Examine the accompanying errors for more information.

PRGO-01076: Incorrect syntax in the '-maproles' option: "{0}"

Cause: The syntax of the '-maproles' option supplied was incorrect.

Action: Modify the '-maproles' argument to use the following syntax and retry the command: 'role=username[+username...][,role=username[+username...].]'.
'role=username[+username...][,role=username[+username...].]'

PRGO-01077: Failed to retrieve Rapid Home Provisioning Client host name and port number

Cause: While looking up Rapid Home Provisioning Client connection details in GNS, an attempt to retrieve the host name and port number failed.

Action: Ensure that both the GNS and the Rapid Home Provisioning Client are running.

PRGO-01078: Failed to retrieve Rapid Home Provisioning Server host name and port number

Cause: While looking up Rapid Home Provisioning Server connection details in Grid Naming Service (GNS), an attempt to retrieve the host name and port number failed.

Action: Ensure that both the GNS and the Rapid Home Provisioning Server are running on the RHPS cluster.

PRGO-01079: Failed to remove image "{0}" because working copies "{1}" have been configured for this image.

Cause: An attempt to delete an image failed because there were working copies configured for the image.

Action: Use the 'rhpctl remove workingcopy' command to remove associated working copies and retry the command.

PRGO-01081: User "{0}" does not have the role "{1}". The list of roles that the user has is:\n{2}

Cause: An attempt to remove a role from a user failed because the user does not have that role.

Action: Check the arguments supplied and retry the command.

PRGO-01082: User "{0}" for cluster "{1}" was already allowed access to image {2}.

Cause: An attempt to allow access privilege to the user was rejected because the user had already been granted access privilege to the image using the 'rhpctl allow image' command.

Action: Ensure the correct user was specified.

PRGO-01083: Role "{0}" was already allowed access to image "{1}".

Cause: An attempt to allow access privilege to the role was rejected because the role had already been granted access privilege to the image using the 'rhpctl allow image' command.

Action: Ensure the correct role was specified.

PRGO-01084: User "{0}" for cluster "{1}" has never been granted access to image {2}.

Cause: An attempt to disallow the user from access privilege to the image failed because the user had never been granted access privilege to the image using the 'rhpctl allow image' command.

Action: Use the 'rhpctl disallow image' command to disallow access privilege from another user.

PRGO-01085: Role "{0}" has never been granted access to image "{1}".

Cause: An attempt to disallow the role from access privilege to the image failed because the role had never been granted access privilege to the image using the 'rhpctl allow image' command.

Action: Use the 'rhpctl disallow image' command to disallow access privilege from another role.

PRGO-01087: READ privilege cannot be granted for image "{0}" because the image state is NEW.

Cause: An attempt to grant READ privilege for the specified image failed because the image state is NEW."

Action: Use the 'rhpctl promote image' command to promote the image to TESTABLE, RESTRICTED or PUBLISHED state before retrying.

PRGO-01088: READ privilege cannot be removed for image "{0}" because the image state is NEW.

Cause: An attempt to remove READ privilege for the specified image failed because the image state is NEW."

Action: Use the 'rhpctl promote image' command to promote the image to TESTABLE, RESTRICTED or PUBLISHED state before retrying.

PRGO-01090: failed to retrieve the owner of the image "{0}"

Cause: An attempt to retrieve the owner of the image failed.

Action: Examine the accompanying error messages for more information.

PRGO-01091: failed to retrieve the owner of the working copy "{0}"

Cause: An attempt to retrieve the owner of the working copy failed.

Action: Examine the accompanying error messages for more information.

PRGO-01092: Failed to update the GNS information of the Rapid Home Provisioning Client.

Cause: An error occurred while updating the Rapid Home Provisioning Client's GNS information.

Action: Examine the accompanying error messages for more information.

PRGO-01097: Grant operation failed because role "{0}" is already granted to user "{1}".

Cause: An attempt to grant a role to a given user failed because the role was already granted to that user.

Action: Confirm that the role and the user supplied are correct and retry if either is not.

PRGO-01098: Revoke operation failed because role "{0}" is not granted to user "{1}".

Cause: An attempt to revoke a role from a given user failed because the role was not granted to that user.

Action: Confirm that the role and the user supplied are correct and retry if either is not.

PRGO-01099: root user is not allowed to add working copy "{0}"

Cause: An attempt was made to create a working copy owned by the root user.

Action: Either run 'rhpctl add workingcopy' command as a non-root user or specify the '-user' option with a non-root user.

PRGO-01100: Failed to connect to the management database because it is not running

Cause: An attempt to connect to the management database failed because it was not running.

Action: Use 'srvctl start mgmtdb' command to start the management database.

PRGO-01101: Missing Oracle base for working copy "{0}" for image "{1}" because image type is {2}.

Cause: The '-oraclebase' option was omitted for an image type that requires it.

Action: Supply the '-oraclebase' option with the 'rhpctl add workingcopy' command.

PRGO-01103: add image "{0}" failed

Cause: An attempt was made to perform an add image operation with the same image name during a rerun of the failed import image operation.

Action: Rerun the failed import image command to complete the image creation.

PRGO-01104: import image "{0}" failed

Cause: An attempt was made to perform an import image operation with the same image name during a rerun of the failed add image operation.

Action: Rerun the failed add image command to complete the image creation.

PRGO-01105: The specified '-oraclebase' option value "{0}" is a non-writable directory or cannot be created on nodes "{1}".

Cause: The specified '-oraclebase' option value was a non-writable path to the Grid user or cannot be created by the Grid user.

Action: Ensure that the Oracle base path directory or its parent directory is writable by the Grid user or the directory path can be created by the Grid user.

PRGO-01106: failure while checking for the existence of specified path "{0}" on nodes "{1}"

Cause: The check for the existence of the specified path failed on the indicated nodes.

Action: Examine the accompanying error messages for details and proceed as indicated by those messages.

PRGO-01107: Database "{0}" already exists.

Cause: The specified database resource was already registered in Oracle Clusterware.

Action: Specify another database name and retry the command.

PRGO-01108: The specified disk group "{0}" does not exist.

Cause: The resource for the specified disk group could not be found. Either the disk group name was misspelled or the disk group has not been mounted.

Action: Correct the disk group spelling or use SQL*Plus to create the disk group.

PRGO-01109: The specified path "{0}" is not a shared path.

Cause: An attempt to add a working copy failed because the specified storage path was not shared among the cluster nodes.

Action: Specify a path that is shared by all cluster nodes.

PRGO-01110: The specified nodes "{0}" do not exist on the cluster.

Cause: The requested operation was rejected because the indicated nodes did not exist in the cluster.

Action: 1) If the specified node names were incorrect, then reissue the command with the correct node list; 2) If the specified node is on another cluster and expected database type is Oracle RAC, then supply the client cluster name and required credentials; 3) If the specified node is on another cluster and expected database type is SINGLE, then supply the database type and required credentials.

PRGO-01111: An administrator-managed database cannot be created on specified Leaf Nodes "{0}".

Cause: An attempt to create a working copy failed because some or all of the specified nodes are Leaf Nodes.

Action: Specify only Hub Nodes for an administrator-managed database and retry the command.

PRGO-01112: The specified server pool "{0}" does not exist.

Cause: The specified server pool was not found.

Action: Specify another server pool name or create a server pool with the given name and retry the command.

PRGO-01113: server pool "{0}" category of 'leaf' not supported for policy-managed database

Cause: An attempt to create a working copy was rejected because the specified server pool has a category with CSS_ACTIVE_ROLE=LEAF.

Action: Specify a server pool that can only contain Hub servers for a policy-managed database.

PRGO-01114: invalid use of -pqpool option for provisioning database on cluster "{0}"

Cause: The '-pqpool' option was specified for provisioning a database on a target cluster that was not an Oracle Flex Cluster.

Action: Omit the '-pqpool' option if the cluster where the database needs to be provisioned is not an Oracle Flex Cluster, or choose a target cluster for database provisioning that is an Oracle Flex Cluster and would, therefore, accept the '-pqpool' option.

PRGO-01115: '-newpqpool' and '-pqcardinality' options cannot be specified for provisioning database on Rapid Home Provisioning Server (RHPS).

Cause: An attempt to create a working copy failed because RHPS does not support the '-newpqpool' and '-pqcardinality' options.

Action: Omit the '-newpqpool' and '-pqcardinality' options when provisioning databases on RHPS.

PRGO-01116: User equivalence does not exist on nodes "{0}".

Cause: User equivalence did not exist among the nodes indicated.

Action: Ensure that user equivalence exists on all cluster nodes.

PRGO-01117: The specified user name "{0}" does not exist in the operating system.

Cause: An attempt to create a working copy failed because the user did not exist.

Action: Ensure that the user exists and retry.

PRGO-01118: The specified storage path "{0}" is not a directory.

Cause: An attempt to create a working copy failed because the specified storage path is not a directory.

Action: Ensure that the specified storage option value is an absolute directory path or a disk group name and retry.

PRGO-01119: The specified storage path "{0}" does not exist.

Cause: An attempt to create a working copy failed because the specified storage path did not exist.

Action: Ensure that the specified storage path exists or specify an existing disk group name and retry.

PRGO-01125: Delete operation failed because role "{0}" has the following roles: "{1}".

Cause: An attempt to delete a role failed because the role has been granted one or more roles.

Action: Revoke or delete the roles granted to this role and retry.

PRGO-01126: Delete operation failed because role "{0}" has been granted to the following users: "{1}".

Cause: An attempt to delete a role failed because the role has been granted to one or more users.

Action: Revoke this role from the users and retry.

PRGO-01128: An unsupported 'rhpctl' command was issued on Rapid Home Provisioning Server

Cause: A Rapid Home Provisioning Client 'rhpctl' command was submitted on the Rapid Home Provisioning Server.

Action: Run the 'rhpctl' command on a Rapid Home Provisioning Client.

PRGO-01129: failed to connect to Rapid Home Provisioning Client (RHPC)

Cause: An attempt to connect to Rapid Home Provisioning Client (RHPC) failed, possibly because it was not running on the remote cluster.

Action: Start Rapid Home Provisioning Client (RHPC) using 'srvctl start rhpclient' on the remote cluster and retry the command.

PRGO-01130: Database name "{0}" contains invalid characters.

Cause: The supplied database name contained invalid characters.

Action: Supply a valid database name. The valid character set for database names is [a-z, A-Z, 0-9, \$, #, _].

PRGO-01131: Delete operation failed, client "{0}" has the following working copies: "{1}".

Cause: A delete client operation failed because one or more working copies exist on the specified client.

Action: Delete the specified working copies and retry the operation.

PRGO-01132: Rapid Home Provisioning Server (RHPS) user "{0}" does not exist in the repository.

Cause: A repository query failed unexpectedly. This is an internal error.

Action: Contact Oracle Support Services.

PRGO-01133: User "{0}" lacks the authority to perform the 'promote image' operation.

Cause: The user running the 'rhpcctl promote image' command did not have the required authorization.

Action: Request the authorization from your administrator or perform the operation from a user ID that has the required authorization.

PRGO-01134: built-in role "{0}" cannot be deleted

Cause: A request was made to delete a built-in role.

Action: Refer to the product documentation.

PRGO-01135: User "{0}" lacks the authority to perform the 'add client' operation.

Cause: The user running the 'rhpcctl add client' command did not have the required authorization.

Action: Request the authorization from your administrator or perform the operation from a user ID that has the required authorization.

PRGO-01136: User "{0}" lacks the authority to perform the 'add workingcopy' operation.

Cause: The user running the 'rhpcctl add workingcopy' command did not have the required authorization.

Action: Request the authorization from your administrator or perform the operation from a user ID that has the required authorization.

PRGO-01137: User "{0}" lacks the authority to perform the 'query client' operation.

Cause: The user running the 'rhpcctl query client' command did not have the required authorization.

Action: Request the authorization from your administrator or perform the operation from a user ID that has the required authorization.

PRGO-01138: User "{0}" lacks the authority to perform the 'delete client' operation.

Cause: The user running the 'rhpcctl delete client' command did not have the required authorization.

Action: Request the authorization from your administrator or perform the operation from a user ID that has the required authorization.

PRGO-01139: User "{0}" lacks the authority to perform the 'delete workingcopy' operation.

Cause: The user running the 'rhpcctl delete workingcopy' command did not have the required authorization.

Action: Request the authorization from your administrator or perform the operation from a user ID that has the required authorization.

PRGO-01140: User "{0}" lacks the authority to perform the 'modify client' operation.

Cause: The user running the 'rhpcctl modify client' command did not have the required authorization.

Action: Request the authorization from your administrator or perform the operation from a user ID that has the required authorization.

PRGO-01141: built-in GH_SA role cannot be revoked from Oracle Grid Infrastructure user "{0}"

Cause: An attempt was made to revoke the built-in GH_SA role from the user of the Oracle Grid Infrastructure home.

Action: Specify another user name or role name in the 'rhpctl revoke role' command.

PRGO-01142: built-in GH_CA role cannot be revoked from Oracle Grid Infrastructure user "{0}" of cluster "{1}"

Cause: An attempt was made to revoke the built-in GH_CA role from the user of the Oracle Grid Infrastructure home.

Action: Specify another user name or role name in the 'rhpctl revoke role' command.

PRGO-01143: built-in GH_SA role cannot be revoked from role "{0}" by user "{1}" at cluster {2}

Cause: The user running 'rhpctl revoke role' command did not have the privilege to revoke the built-in GH_SA role from the specified role.

Action: Grant the GH_SA role to the user running the 'rhpctl revoke role' command.

PRGO-01144: built-in GH_CA role cannot be revoked from role "{0}" by user "{1}" at cluster {2}

Cause: The user running 'rhpctl revoke role' command did not have the privilege to revoke the built-in GH_CA role from the specified role.

Action: Grant the GH_CA and GH_ROLE_ADMIN roles, or the GH_SA role, to the user running the 'rhpctl revoke role' command.

PRGO-01145: User "{0}" on cluster "{1}" cannot grant the built-in GH_SA role to another user.

Cause: The user running 'rhpctl grant role' command did not have the privilege to grant the built-in GH_SA role to another user.

Action: Grant the GH_SA role to the user running 'rhpctl grant role' command.

PRGO-01146: User "{0}" on cluster "{1}" cannot grant the built-in GH_CA role to another user.

Cause: The user running 'rhpctl grant role' command did not have the privilege to grant the built-in GH_CA role to another user.

Action: Grant the GH_CA and GH_ROLE_ADMIN roles, or the GH_SA role, to the user running the 'rhpctl grant role' command.

PRGO-01147: User "{0}" on cluster "{1}" cannot grant the built-in GH_SA role to another role.

Cause: The user running 'rhpctl grant role' command did not have the privilege to grant the built-in GH_SA role to another role.

Action: Grant the GH_SA role to the user running 'rhpctl grant role' command.

PRGO-01148: User "{0}" on cluster "{1}" cannot grant the built-in GH_CA role to another role.

Cause: The user running 'rhpctl grant role' command did not have the privilege to grant the built-in GH_CA role to another role.

Action: Grant the GH_CA and GH_ROLE_ADMIN roles, or the GH_SA role, to the user running the 'rhpctl grant role' command.

PRGO-01149: The source working copy version and the patched working copy version are different.

Cause: An attempt to move the database failed because the source and patched working copy versions are different.

Action: Ensure that the source and patched working copy versions are the same for the move database operation.

PRGO-01150: The source working copy owner and the patched working copy owner are different.

Cause: An attempt to move the database failed because the source and patched working copy owners are different.

Action: Ensure that the source and patched working copy owners are the same for the move database operation.

PRGO-01151: The database 'move' for the specified working copy cannot be performed from Rapid Home Provisioning Client (RHPC) "{0}".

Cause: The working copy was not created by this Rapid Home Provisioning Client.

Action: Execute the command from the cluster that created this working copy.

PRGO-01152: operation not allowed because client authentication failed

Cause: A 'rhpctl' request was not processed because client authentication failed at the server.

Action: Run the 'rhpctl' command from a valid Rapid Home Provisioning Client.

PRGO-01153: failed to validate the client authentication

Cause: An internal error occurred.

Action: Contact Oracle Support Services.

PRGO-01158: User "{0}" on cluster "{1}" cannot revoke the built-in GH_SA role from another user.

Cause: The user issuing a 'rhpctl revoke role' command did not have the privilege to revoke the built-in GH_SA role from another user.

Action: To enable the revocation, grant the GH_SA role to the user.

PRGO-01159: User "{0}" on cluster "{1}" cannot revoke the built-in GH_CA role from another user.

Cause: The user issuing a 'rhpctl revoke role' command did not have the privilege to revoke the built-in GH_CA role from another user.

Action: Grant the GH_CA and GH_ROLE_ADMIN roles, or the GH_SA role, to the user running the 'rhpctl revoke role' command.

PRGO-01160: User "{0}" lacks the authority to perform the 'export client' operation.

Cause: The user running the 'rhpctl export client' command did not have the required authorization.

Action: Request the authorization from your administrator or perform the operation from a user ID that has the required authorization.

PRGO-01161: The source working copy and the patched working copy cannot be the same.

Cause: An attempt to move the database was rejected because the specified source and patched working copies are the same.

Action: Ensure that the source and patched working copy are different for the move database operation.

PRGO-01162: operation not allowed because user authentication failed for user "{0}"

Cause: A rhpctl request was not processed because user authentication failed at the server.

Action: Run the 'rhpctl' command as a user whose primary group is the 'oinstall' group.

PRGO-01163: Failed to create working copy "{0}" because maximum number of snapshots has been reached for image "{1}"

Cause: An attempt to create a working copy failed because the maximum number of snapshots has been reached for the image.

Action: Import a copy of the same image by running 'rhpctl import image' command and then retry the operation.

PRGO-01164: Failed to create a volume for import image because the configured disk group "{0}" does not have enough available space. Detailed error:\n{1}

Cause: An attempt to create a volume for an import image failed because the configured disk group did not have enough available space.

Action: Add more disks to the configured disk group.

PRGO-01165: Failed to create volume because the generated volume name already exists

Cause: An attempt to create a volume failed because the number of tries attempted for generating the volume name was exhausted.

Action: Retry the command.

PRGO-01166: Failed to create image "{0}" from working copy "{1}" because maximum number of snapshots has been reached

Cause: An attempt to create an image from the working copy failed because the maximum number of snapshots has been reached.

Action: Issue 'rhpctl import image' specifying the working copy path for '-path' to create a new image.

PRGO-01167: HAVIP resource does not exist in Oracle Clusterware.

Cause: An attempt to add Rapid Home Provisioning Client failed because the HAVIP resource was not registered with Oracle Clusterware.

Action: Use the command 'srvctl add havip' on the Rapid Home Provisioning Server cluster to create a HAVIP resource.

PRGO-01170: The default templates directory "{0}" does not exist in the image specified.

Cause: The image created on the Rapid Home Provisioning Server did not contain the templates directory.

Action: Specify an image that includes the templates directory as shown in the message.

PRGO-01188: failed to add client on Rapid Home Provisioning Server (RHPS) because neither GNS server nor GNS client are configured on this cluster

Cause: A 'rhpctl add client' command failed because neither GNS server nor GNS client was configured on this cluster.

Action: Configure either GNS server or GNS client using the command 'srvctl add gns' in this cluster and retry the command.

PRGO-01189: provisioning of databases not supported on working copy of image type "{0}"

Cause: An attempt to create or delete a database was rejected because the working copy was not created from an image of type ORACLEDBSOFTWARE.

Action: Specify a working copy that was created from an image of type ORACLEDBSOFTWARE.

PRGO-01190: The database "{0}" was not created using working copy "{1}".

Cause: An attempt to delete, move, or upgrade the specified database was rejected because the working copy specified was not the one used to create the database.

Action: Specify a working copy with which the database was created.

PRGO-01191: The specified working copy "{0}" is not provisioned on the cluster "{1}".

Cause: An attempt to add a database was rejected because the specified working copy was not provisioned on this cluster.

Action: Specify a working copy that is provisioned on the cluster on which the 'rhpctl add database' is issued.

PRGO-01192: failed to create database "{0}" because the specified working copy was not created properly

Cause: An attempt to add a database was rejected because the specified working copy was not created properly.

Action: Specify the command 'rhpctl add workingcopy' to properly create the working copy and retry the command.

PRGO-01195: The '-path' option required for creating working copy on the client cluster is not specified.

Cause: The attempt to move database using 'rhpctl move database' was rejected because

Action: Retry the 'rhpctl move database' command specifying the '-path' option.

PRGO-01196: The '-image' option required for creating the working copy is not specified.

Cause: The attempt to move the database using 'rhpctl move database' failed because the '-image' option was not specified. The '-image' option is required to create a new working copy to specify the image from which to create the working copy.

Action: Either request a new working copy using both -image and -patchedwc or specify an existing working copy using the -patchedwc option.

PRGO-01197: The patched working copy was not created from an image of type ORACLEDBSOFTWARE.

Cause: An attempt to move the database failed because the patched working copy was not created from an image of type ORACLEDBSOFTWARE.

Action: Ensure that the patched working copy is created from an image of type ORACLEDBSOFTWARE.

PRGO-01198: The source working copy is incomplete.

Cause: The source working copy was in a partially completed state.

Action: Retry the 'rhpctl move database' command after ensuring that the source working copy has been created successfully.

PRGO-01201: cannot add image from working copy "{0}" because creation of this working copy was not complete.

Cause: An attempt to add an image from a working copy was rejected because creation of the specified working copy was not complete.

Action: Specify a complete working copy from which add the image.

PRGO-01202: Nothing to modify.

Cause: No options were specified to modify.

Action: Specify at least one option to modify. See the command usage for available options.

PRGO-01203: cannot add working copy from image "{0}" because creation of this image was not complete

Cause: An attempt to add a working copy from an image was rejected because creation of the specified image was not complete.

Action: Specify a complete image from which to add the working copy.

PRGO-01204: The specified working copy has no databases to move.

Cause: An attempt to move a database from a working copy failed because the specified working copy did not have a database configured.

Action: Specify a working copy that has at least one database.

PRGO-01205: The source working copy was not created from an image of type ORACLEDBSOFTWARE.

Cause: An attempt to move a database failed because the source working copy was not created from an image of type ORACLEDBSOFTWARE.

Action: Ensure that the source working copy was created from an image of type ORACLEDBSOFTWARE for the move database operation.

PRGO-01206: The '-oraclebase' option is not allowed when creating working copy "{0}" for image "{1}" because the image type of this working copy is not ORACLEDBSOFTWARE.

Cause: An attempt to add a working copy was rejected because the '-oraclebase' option was specified to create a working copy from an image with the type SOFTWARE. The '-oraclebase' option is valid only for images of type ORACLEDBSOFTWARE.

Action: Retry the command 'rhpctl add workingcopy' without the '-oraclebase' option or specify a working copy that was created from an image of type ORACLEDBSOFTWARE.

PRGO-01207: failed to delete database "{0}" because the specified working copy {0} is not provisioned on this cluster

Cause: An attempt to delete a database was rejected because the specified working copy was not provisioned on this cluster.

Action: Specify a working copy that is provisioned on the cluster on which the 'rhpctl delete database' is issued.

PRGO-01208: Shared storage verification failed for path "{0}". Detailed error: "{1}"

Cause: An invalid value was specified for the '-storage' option. Either the storage does not exist, or it is not shared.

Action: Ensure that the location specified with the '-storage' option exists, is shared and is writable, and rerun the command.

PRGO-01209: unable to delete working copy "{0}" because it contains databases and the force option was not specified

Cause: An attempt to delete the working copy was rejected because databases were configured to run from the working copy and the '-force' option was not specified.

Action: Stop any running databases in the working copy and either specify the '-force' option or delete all databases in the working copy before attempting to delete the working copy.

PRGO-01210: unable to delete working copy "{0}" because it contains one or more running databases

Cause: An attempt to delete the working copy was rejected because the working copy contained one or more running databases.

Action: Either stop the running databases using 'srvctl stop database' or delete all databases configured to run from the working copy and retry the 'delete' command.

PRGO-01211: User "{0}" lacks the authority to perform the operation.

Cause: The user did not have the required authorization to run the command.

Action: Request the authorization from your administrator or perform the operation as a user ID that has the required authorization.

PRGO-01212: unable to delete user "{0}" because working copies "{1}" are owned by this user

Cause: An attempt to delete a given user failed because the user owned one or more working copies in the repository.

Action: Delete the working copies owned by the user supplied and then delete the user.

PRGO-01213: option "{0}" is not allowed from a Rapid Home Provisioning Client

Cause: An option was supplied which can only be used from a Rapid Home Provisioning Server.

Action: Either execute the command with the option from a Rapid Home Provisioning Server or avoid the use of the option from a Rapid Home Provisioning Client.

PRGO-01217: Invalid value "{0}" specified for database template option.

Cause: The '-dbtemplate' option value specified is neither an absolute path nor of the form '<image_name>:<relative_path_of_template>'.
'

Action: Supply a valid dbtemplate path and retry.

PRGO-01218: failed to export the image file system specified by the database template option value "{0}"

Cause: An error occurred while attempting to export the database template image file system.

Action: Examine the accompanying errors for more information.

PRGO-01219: failed to remove the export file system for the image specified by the database template option

Cause: An error occurred while attempting to remove the export file system for the database template image.

Action: Examine the accompanying errors for more information.

PRGO-01220: failed to export the database template image file system because creation of the image "{0}" was not complete

Cause: An attempt to export a database template image file system was rejected because creation of the specified image was not complete.

Action: Specify a complete image and retry the operation.

PRGO-01222: The specified database template path "{0}" does not exist

Cause: An attempt to create a database failed because the specified database template path does not exist.

Action: Ensure that the specified database template path exists and retry.

PRGO-01223: The specified template file "{0}" does not exist on nodes {1}.

Cause: The specified database template file did not exist either on all of the specified nodes for administration managed database, or on all of the cluster nodes for policy managed database.

Action: Ensure that the database template file specified with the '-dbtemplate' option exists either on all of the specified nodes for administration managed database, or on all of the cluster nodes for policy managed database.

PRGO-01224: cannot create a single instance database on multiple nodes "{0}"

Cause: The value specified for the '-node' option contained multiple nodes.

Action: Specify a single node that is part of the cluster for the '-node' option and retry.

PRGO-01225: failed to add a working copy from image {0} because file system {1} contained within volume device {2} is offline

Cause: An attempt to add a working copy failed because the file system resource of the image supplied was offline.

Action: Use the 'srvctl start filesystem' command with corresponding volume device to start the file system resource for the image; then retry the command.

PRGO-01226: The source working copy is configured in a different cluster from the patched working copy

Cause: An attempt to move the database failed because the source and patched working copies are configured in different clusters.

Action: Ensure that the source and patched working copies are configured in the same cluster.

PRGO-01227: The '-path' option is not allowed when moving a database on Rapid Home Provisioning Server (RHPS).

Cause: An attempt to move a database on a Rapid Home Provisioning Server failed because the '-path' option was specified without remote provisioning.

Action: Retry the command 'rhpctl move database' without the '-path' option.

PRGO-01228: failed to write a checkpoint for the operation because the checkpoint file system "{0}" is not mounted

Cause: Writing the checkpoint for the previous operation failed because the checkpoint file system was offline.

Action: Use the 'srvctl start filesystem' command to start the file system resource for checkpoints and retry the command.

PRGO-01229: A disk group has not been configured for Rapid Home Provisioning Client.

Cause: An attempt to create a local file system failed because a disk group was not configured.

Action: Use 'srvctl modify rhpclient' command to add a disk group and retry the command.

PRGO-01233: The specified '-path' option value "{0}" is on ACFS

Cause: The working copy could not be added because '-path' option value was on ACFS.

Action: Ensure that the '-path' option value is a shared path that is not on ACFS.

PRGO-01234: failed to add image "{0}" from working copy "{1}" using local storage or Rapid Home Provisioning Client ACFS storage

Cause: An attempt to add the indicated image to local storage failed because the source working copy was on local storage or on Rapid Home Provisioning Client ACFS storage.

Action: Use 'rhpctl import image' to add the image.

PRGO-01235: Path "{0}" is not writable by "{1}".

Cause: The specified path for local storage on the Rapid Home Provisioning Client did not have write access by the user.

Action: Ensure that the '-path' option value has writable permission for the user.

PRGO-01236: Path "{0}" does not have "{1}" KB of free space on nodes {2}.

Cause: There was insufficient free space on the nodes to copy the working copy.

Action: Ensure that the specified path has sufficient free space on all nodes of the cluster.

PRGO-01237: cannot delete built-in user "{0}"

Cause: An attempt to delete a given user failed because the specified user was a built-in user.

Action: Do not try to delete a built-in user.

PRGO-01238: specified server pool "{0}" has no candidate server for single instance database "{1}"

Cause: An attempt to create a single instance database failed because the specified server pool did not have a configured candidate server.

Action: Specify a different server pool with a maximum of one server, or modify the specified server pool using the command 'srvctl modify srvpool' with '-servers' option to configure exactly one candidate server.

PRGO-01239: specified server pool "{0}" has a maximum size "{1}" too large for single instance database {2}

Cause: An attempt to create a single instance database failed because a server pool with maximum size greater than one server was specified.

Action: Specify a different server pool with maximum size of one, or modify the specified server pool using the command 'srvctl modify srvpool' with '-max 1' option to have at most one server.

PRGO-01240: specified server pool "{0}" has more than one candidate server

Cause: An attempt to create a single instance database failed because a server pool with more than one candidate server was specified.

Action: Specify a different server pool with a maximum of one server, or modify the specified server pool using the command 'srvctl modify srvpool' with '-servers' option to configure exactly one candidate server.

PRGO-01241: The path "{0}" specified for the working copy duplicates the internal path used to mount working copy.

Cause: An attempt to add a working copy was rejected because the specified path duplicates the internal path used to mount the working copy.

Action: Specify a different path and retry.

PRGO-01242: failed to add a working copy with local storage type because the path option was not specified and disk group was not configured for the Rapid Home Provisioning Client cluster

Cause: A command to add a working copy with local storage type was issued without the path option and for a Rapid Home Provisioning Client cluster that did not have a configured disk group.

Action: Specify the '-path' option or configure a disk group for the Rapid Home Provisioning Client with 'srvctl modify rhpclient' and retry the command.

PRGO-01243: An attempt to create a working copy from image "{0}" failed because it is for the "{1}" platform, whereas the detected platform is {2}.

Cause: The image supplied was for a different platform than the one for which the working copy was requested.

Action: Retry the command specifying an image created for the target platform.

PRGO-01244: Cannot grant any role to a root user

Cause: An attempt was made to grant a role to a root user.

Action: Specify a different user and retry.

PRGO-01245: User "{0}" for cluster "{1}" is the owner of image "{2}".

Cause: An attempt to disallow the user access from the image failed because the user owned the image.

Action: Specify a different user and retry.

PRGO-01246: Role "{0}" cannot be disallowed from image "{1}".

Cause: An attempt to disallow the role access from the image failed because the role was a built-in role associated with the image and was not granted access using the 'rhpctl allow image' command.

Action: Specify a different role and retry the command.

PRGO-01247: Role "{0}" cannot be allowed for image "{1}".

Cause: An attempt to allow the role access to the image failed because the role was a built-in role associated with the image.

Action: Specify a different role and retry.

PRGO-01248: cannot grant role "{0}" to a built-in role "{1}"

Cause: An attempt was made to grant a role to a built-in role.

Action: Specify a non built-in role for the '-grantee' option and retry.

PRGO-01249: cannot revoke role "{0}" from a built-in role "{1}"

Cause: An attempt was made to revoke a role from a built-in role.

Action: Specify a non built-in role for the '-grantee' option and retry.

PRGO-01250: cannot revoke role "{0}" from role "{1}" because role "{1}" has only one associated role

Cause: An attempt to revoke a role from another role with only one associated role failed because that role was a user defined role.

Action: Specify a user defined role with more than one associated roles for the '-grantee' option and retry.

PRGO-01251: Role "{0}" cannot start with "GH_".

Cause: An attempt to add a role starting with "GH_" failed because "GH_" is a prefix reserved by Oracle for built-in roles.

Action: Specify another role name and retry.

PRGO-01257: failed to import image "{0}"

Cause: An error occurred while attempting to import an image.

Action: Examine the accompanying error messages for more information.

PRGO-01258: The specified patched working copy is incomplete.

Cause: The patched working copy was in a partially completed state.

Action: Use the 'rhpctl add workingcopy' command to create a complete patched working copy. Ensure that options such as '-oraclebase', '-user', and '-client' are set the same as in the source working copy. Then retry 'rhpctl move database' command.

PRGO-01260: Cluster Verification checks for database home provisioning failed for the specified working copy {0}.

Cause: One or more Cluster Verification checks for database home provisioning failed.

Action: Review the underlying error messages and take appropriate action.

PRGO-01261: unable to add database {0} because the specified working copy {1} already exists

Cause: An attempt to add the specified database using 'rhpctl add workingcopy' was rejected because the working copy specified was already in existence.

Action: Use 'rhpctl add database' command to create the database on an existing working copy or use 'rhpctl add workingcopy' specifying a different working copy.

PRGO-01262: unable to verify the existence of the specified file {0} on nodes {1}

Cause: An error occurred while attempting to access the specified database template file.

Action: Examine the accompanying errors for more information.

PRGO-01263: The option '-storagetype LOCAL' is required for provisioning a pre-11.2 version database home.

Cause: An attempt to provision a pre-11.2 version database home was rejected because it can only be provisioned on local, non-ACFS storage.

Action: Retry the operation with the option '-storagetype LOCAL'.

PRGO-01264: The options {0} are not allowed and the '-nodes' option is required for pre 11.2 version database because they cannot be policy-managed.

Cause: An attempt to create a policy-managed database failed because only administrator-managed databases are supported in pre 11.2 version.

Action: Retry the operation with '-nodes' option to create an administrator-managed database.

PRGO-01265: The version of the specified home is {0} and is not 10.2.0.5.

Cause: An attempt to import a version 10.2 image was rejected because the specified Oracle home was not version 10.2.0.5.

Action: Retry the operation with a version 10.2.0.5 Oracle home specified for the '-path' option.

PRGO-01266: The version of the specified home is {0} and is not supported.

Cause: An attempt to import a version 11.1 image was rejected because this version is not supported.

Action: Retry the operation specifying a valid version (10.2.0.5 or 11.2 and above) of Oracle home for the '-path' option.

PRGO-01267: failed to add a database {0} using working copy {1} because the image file system {2} using the volume device {3} is offline

Cause: An attempt to add a database failed because the file system resource of the image containing the working copy supplied was offline.

Action: Use the 'srvctl start filesystem' command with the corresponding volume device to start the file system resource for the image containing the working copy; then retry the command.

PRGO-01268: failed to add a database {0} using working copy {1} because the file system {2} using volume device {3} is offline in the Rapid Home Provisioning Client cluster

Cause: An attempt to add a database failed because the file system resource in the Rapid Home Provisioning Client containing the working copy supplied was offline.

Action: Use the 'srvctl start filesystem' command in the Rapid Home Provisioning Client cluster with the corresponding volume device to start the indicated file system resource. Then retry the command.

PRGO-01269: failed to delete a working copy {0} because the image file system {1} using the volume device {2} is offline

Cause: An attempt to delete a working copy failed because the file system resource of the image containing the working copy supplied was offline.

Action: Use the 'srvctl start filesystem' command with the corresponding volume device to start the file system resource for the image containing the working copy. Then retry the command.

PRGO-01270: failed to delete a working copy {0} because the file system {1} using volume device {2} is offline in the Rapid Home Provisioning Client cluster

Cause: An attempt to delete a working copy failed because the file system resource in the Rapid Home Provisioning Client containing the working copy supplied was offline.

Action: Use the 'srvctl start filesystem' command in the Rapid Home Provisioning Client cluster with the corresponding volume device to start the indicated file system resource. Then retry the command.

PRGO-01271: failed to move database using working copy {0} because the image file system {1} using the volume device {2} is offline

Cause: An attempt to move database failed because the file system resource of the image containing the working copy supplied was offline.

Action: Use the 'srvctl start filesystem' command with the corresponding volume device to start the file system resource for the image containing the working copy; then retry the command.

PRGO-01272: failed to move database using working copy {0} because the file system {1} using volume device {2} is offline in the Rapid Home Provisioning Client cluster

Cause: An attempt to move database failed because the file system resource in the Rapid Home Provisioning Client containing the working copy supplied was offline.

Action: Use the 'srvctl start filesystem' command in the Rapid Home Provisioning Client cluster with the corresponding volume device to start the indicated file system resource. Then retry the command.

PRGO-01273: The specified Oracle home path {0} is already in use by working copy {1} on site {2}.

Cause: An attempt to add the specified working copy was rejected because the specified Oracle home path was already in use.

Action: Retry the command specifying the path for an Oracle home that is not already in use.

PRGO-01274: The directory indicated by the specified NFS Oracle home path {0} was not empty on nodes {1}.

Cause: An attempt to add the specified working copy was rejected because the working copy will be NFS mounted on the directory specified by the path, making the existing files inaccessible.

Action: Retry the command specifying the path for an Oracle home that is empty.

PRGO-01275: failed to verify the emptiness of the specified directory {0} on nodes {1}

Cause: An error occurred while attempting to access the specified directory.

Action: Examine the accompanying errors for more information.

PRGO-01276: failed to delete Rapid Home Provisioning Client (RHPC) because it was running

Cause: An attempt to delete a Rapid Home Provisioning Client (RHPC) failed because it was running on the client cluster.

Action: Either specify the '-force' option on the delete command, or first issue 'srvctl stop rhpcclient' on the client cluster.

PRGO-01277: The directory indicated by the specified local Oracle home path {0} was not empty on nodes {1}.

Cause: An attempt to add the specified working copy was rejected because a non-empty directory may contain files that belong to other Oracle software homes when the storage type is LOCAL.

Action: Retry the command specifying the path for an Oracle home that is empty.

PRGO-01280: The revoke operation failed because role "{0}" is not granted to role "{1}".

Cause: An attempt to revoke a role from the grantee role failed because the role had not been granted to the grantee role.

Action: Specify a role that is part of the associated roles of the grantee role.

PRGO-01281: failed to add a working copy because the database version is not compatible with ASM client

Cause: An attempt to add a working copy on an ASM client cluster was rejected because the database version was 12.1.0.1 or lower. ASM client access is supported only for database versions 12.1.0.2 or higher.

Action: Retry the command with a database version of 12.1.0.2 or higher, or on a cluster including the ASM server.

PRGO-01282: The '-path' option required for creating a working copy using local storage on an ASM client cluster is not specified.

Cause: The attempt to create a working copy using local storage on an ASM client cluster was rejected because the '-path' option was not specified.

Action: Retry the 'rhpctl add workingcopy' command specifying the '-path' option.

PRGO-01283: Authentication failure while connecting to Rapid Home Provisioning Client (RHPC)

Cause: An attempt to connect to the Rapid Home Provisioning Client failed because the connection could not be authenticated.

Action: Execute the following steps and retry the command: 1) Generate the credentials file at Rapid Home Provisioning Server using the 'rhpctl export client' command. 2) Securely transfer the credentials file from Rapid Home Provisioning Server to Rapid Home Provisioning Client. 3) Modify the Rapid Home Provisioning Client credentials with the credentials file using the 'srvctl modify rhpcient' command on the client cluster.

PRGO-01284: Rapid Home Provisioning Client "{0}" was never started.

Cause: The Rapid Home Provisioning Client daemon did not register its endpoint with the Rapid Home Provisioning Server.

Action: Add and start Rapid Home Provisioning Client on the remote cluster.

PRGO-01285: failed to create database "{0}" because the database version {1} does not support the options '-cdb', '-numberOfPDBs' and '-pdbName'

Cause: An attempt to add a database was rejected because the database version was 12.1.0.0 or lower. The options '-cdb', '-numberOfPDBs' and '-pdbName' are supported only for database versions 12.1.0.1 or higher.

Action: Retry the command with a database version of 12.1.0.1 or higher, or do not use the options '-cdb', '-numberOfPDBs' and '-pdbName'.

PRGO-01286: Option '-datafileDestination' does not specify the absolute path to create a database of a version before 11.2.

Cause: An attempt to create a database of a version before 11.2 failed because the '-datafileDestination' argument was not an absolute path.

Action: Supply an absolute path for the '-datafileDestination' option and retry the command.

PRGO-01287: failed to move database because the software home path for working copy {0} is shared and the one for working copy {1} is not

Cause: An attempt to move a database between Oracle homes was rejected because one Oracle home was shared and the other was not.

Action: Either specify source and destination Oracle homes that are both shared, or specify source and destination Oracle homes that are both non-shared.

PRGO-01289: failed to move database because the path was not provided for the patched working copy

Cause: An attempt to move a database between Oracle homes was rejected because the source working copy is not shared and the path was not provided for the patched working copy.

Action: Either specify source and destination Oracle homes that are both shared, or specify a valid path for the patched working copy.

PRGO-01290: unable to create snapshot for the database template because maximum number of snapshots has been reached for image "{0}"

Cause: An attempt to create a database failed because the maximum number of snapshots had been reached for the image.

Action: Import a copy of the same image by running the command 'rhpctl import image' and retry the operation specifying the new image.

PRGO-01293: Rerun of 'add workingcopy' rejected because -{0} option differs from the one originally specified: {1}.

Cause: A rerun of an 'add workingcopy' request failed because one of the options specified did not match the one used originally.

Action: Retry the command with the same option entered on the first run of the command.

PRGO-01294: The '-nonrolling' option is required for moving a release 11.1 or earlier database.

Cause: The attempt to move a release 11.1 or earlier database was rejected because the '-nonrolling' option was not specified.

Action: Retry the command with a release 11.2 or higher database, or specify the '-nonrolling' option.

PRGO-01298: Database "{0}" is not configured in working copy "{1}".

Cause: The specified database did not exist in the supplied working copy.

Action: Specify a database which is configured in the supplied working copy.

PRGO-01299: The '-pqpool' option is not supported in a non-Exadata environment.

Cause: The '-pqpool' option was specified in a non-Exadata environment.

Action: Reissue the command without the '-pqpool' option or with the '-pqpool' option in an Exadata environment.

PRGO-01300: The '-newppool' option is not supported in a non-Exadata environment.

Cause: The '-newppool' option was specified in a non-Exadata environment.

Action: Reissue the command without the '-newppool' option or with the '-newppool' option in an Exadata environment.

PRGO-01301: Invalid use of '-ppool' option in standard cluster {0}.

Cause: The attempted operation was rejected because the '-ppool' option, which is supported only in Oracle Flex Cluster, was specified in the indicated cluster, which was a standard cluster.

Action: Reissue the command without the '-ppool' option or choose an Oracle Flex Cluster as the target cluster.

PRGO-01302: Invalid use of '-newppool' option in standard cluster {0}.

Cause: An attempt to create a new parallel query server pool was rejected because the '-newppool' option, which is supported only in Oracle Flex Cluster, was specified in the indicated cluster, which was a standard cluster.

Action: Reissue the command without the '-newppool' option or choose an Oracle Flex Cluster as the target cluster.

PRGO-01303: ACFS is not available on PQ nodes.

Cause: The ACFS storage type is not available on PQ nodes.

Action: Use '-ppool' or '-newppool' option with non-ACFS storage types.

PRGO-01304: missing '-oraclebase' option for creating the non-existing patched working copy: {0}

Cause: An attempt to create a patched working copy was rejected because the '-oraclebase' option required for creating a new working copy was not specified.

Action: Reissue the command and supply the '-oraclebase' option.

PRGO-01305: Improper '-oraclebase' option specified for existing working copy: {0}.

Cause: An attempt to move the databases was rejected because the '-oraclebase' option was specified for an existing patched working copy that does not require it.

Action: Rerun the 'rhpctl move database' command without the '-oraclebase' option.

PRGO-01306: failed to move database because the software home path {0} is shared and the one for working copy {1} is not

Cause: An attempt to move a database between Oracle homes was rejected because the source Oracle home was shared while the destination was not.

Action: To move databases between Oracle homes, specify source and destination Oracle homes that are either both shared or both not shared, or where the source Oracle home is not shared and the destination is shared.

PRGO-01307: failed to move database because the user specified '-path' or '-image' option for an existing patched working copy

Cause: An attempt to move database was rejected because the '-path' or '-image' option was specified. The '-path' or '-image' option should not be entered if the patched working copy has been created.

Action: Retry the command without the '-path' or '-image' option.

PRGO-01309: An attempt to import image "{0}" failed because the software home specified is for the "{1}" platform, whereas the cluster platform is "{2}".

Cause: The software home supplied was for a different platform than the one on cluster.

Action: Retry the command specifying a software home that matches the cluster platform.

PRGO-01310: Database type RacOneNode is not supported in pre-11.2 versions.

Cause: An attempt to create a database of type 'RacOneNode' was rejected because database type RacOneNode is not supported in pre-11.2 versions.

Action: Retry the operation specifying a supported database type.

PRGO-01311: failed to get the directory size of path "{0}" during import image of "{1}"

Cause: An attempt to determine directory size during import image failed because either the current user or the owner specified does not have read and execute permissions for the specified directory.

Action: Ensure that either the current user or the owner specified with '-pathowner' has read and execute permissions for the specified directory. Examine the accompanying error messages for more information.

PRGO-01312: failed to move database because the path was not provided for the patched working copy

Cause: An attempt to move a database between Oracle homes was rejected because the source working copy is shared and a shared path was not provided for the patched working copy.

Action: Either specify source and destination Oracle homes that are both local non-shared, or specify a valid shared path for the patched working copy.

PRGO-01313: Rapid Home Provisioning Client (RHPC) is not reachable.

Cause: An error occurred while attempting to connect to the Rapid Home Provisioning Client (RHPC).

Action: Examine the accompanying errors for more information.

PRGO-01314: Rapid Home Provisioning Client cluster "{0}" GUID {1} does not match the value stored in repository {2}.

Cause: An attempt to connect to the Rapid Home Provisioning Server failed because the cluster GUID of the Rapid Home Provisioning Client did not match the cluster GUID stored in the Rapid Home Provisioning Server repository.

Action: Contact the Rapid Home Provisioning Server site administrator to enable the client.

PRGO-01315: Invalid value "{0}" specified for the platform option. The valid values are:\n{1}

Cause: The command was rejected because the value specified for the '-platform' option was not a valid OS platform.

Action: Supply a valid platform and retry the command.

PRGO-01317: The owner "{0}" of the source home does not match the owner "{1}" of the patched working copy "{2}".

Cause: An attempt to move the database failed because the source software home path and patched working copy ownerships are different.

Action: Create or specify a patched working copy with the same owner as the source home and retry the move database operation.

PRGO-01318: The database "{0}" was not created using software home path "{1}".

Cause: An attempt to delete or move the specified database was rejected because the software home path was not the one used to create the database.

Action: Specify the software home path with which the database was created.

PRGO-01319: The specified software home path has no databases to move.

Cause: An attempt to move a database from a software home path failed because the specified software home path did not have any databases configured.

Action: Specify a software home path that has at least one database.

PRGO-01320: failed to validate that home {0} in cluster {1} is of platform {2}

Cause: An error occurred while validating the platform of the home to be imported.

Action: Examine the accompanying error messages.

PRGO-01321: invalid storage type "RHP_MANAGED" specified for a client without a disk group

Cause: An attempt to add a working copy failed because the storage type was specified as RHP_MANAGED for a client without disk groups.

Action: Add disk groups to the client or specify another storage type.

PRGO-01322: failed to find available servers for pool "{0}"

Cause: 1) If "{0}" is an existing pool, it does not have any active servers to host the new database instance. 2) If "{0}" is a new pool to be added, there are no free servers that can be assigned to the new pool.

Action: Either specify an existing pool with active servers, or create a new pool and make sure that: 1) for a new server pool in an Oracle Flex Cluster, there is at least one free Hub Node server; 2) for a new server pool in a Regular Cluster, there is at least one free server; 3) for a new PQ pool, there is at least one free Leaf Node server in an Oracle Flex Cluster.

PRGO-01323: Pool {0} already exists.

Cause: The specified pool already exists.

Action: Use the existing pool or specify another name for the new pool.

PRGO-01324: The Grid Infrastructure software version of the specified home path {0} is invalid for import operation.

Cause: The command was rejected because the Grid Infrastructure software version is not a valid version for this operation.

Action: Supply a home path with the Grid Infrastructure software version 11.2.0.3 and above.

PRGO-01327: The Grid Infrastructure software cannot be provisioned from Rapid Home Provisioning Client.

Cause: The command was rejected because the Grid Infrastructure could not be provisioned from Rapid Home Provisioning Client.

Action: Issue the provisioning command from the Rapid Home Provisioning Server.

PRGO-01331: failed to execute the command because it was not issued from Rapid Home Provisioning Server (RHPS)

Cause: The command was rejected because it can only be issued from Rapid Home Provisioning Server (RHPS).

Action: Retry the command from Rapid Home Provisioning Server (RHPS).

PRGO-01332: Image type of the image "{0}" is not ORACLEGISOFTWARE.

Cause: An incorrect image type was specified for Oracle Grid Infrastructure provisioning.

Action: Specify an image with image type ORACLEGISOFTWARE.

PRGO-01333: Databases are currently being moved from or to working copy {0}.

Cause: An attempt to start moving databases from or to the indicated working copy was rejected because of an ongoing move operation.

Action: Retry after completing or aborting the ongoing move operation.

PRGO-01334: No databases are being moved to working copy {0}.

Cause: An attempt to resume or abort moving databases from the indicated working copy was rejected because a move operation had not been initiated for the indicated working copy.

Action: None

PRGO-01335: Unexpected option '{0}' specified for Oracle home {1} of version {2}.

Cause: The attempted operation was rejected because the indicated option was not supported for the indicated version of Oracle home.

Action: Retry the command without the indicated option.

PRGO-01338: Databases are currently being moved from or to the Oracle home at {0}.

Cause: An attempt to start moving databases from or to the indicated Oracle home was rejected because of an ongoing move operation.

Action: Retry after completing or aborting the ongoing move operation.

PRGO-01340: Re-execution of 'add workingcopy' rejected because node list specified does not contain the local node {0} originally specified.

Cause: An attempt to re-execute 'add workingcopy' was rejected because the specified node list did not contain the indicated local node originally specified. Some operations had already been performed on the local node during the earlier execution, so that node must be included when re-running the command.

Action: Reissue the failed command ensuring that the local node is part of the node list specified.

PRGO-01341: Re-execution of 'add workingcopy' rejected because the value '{1}' supplied for the response file parameter '{0}' differs from the value originally specified: '{2}'.

Cause: Re-execution of the 'add workingcopy' command failed because the response file contents did not match the one used for the original execution.

Action: Retry the command with the same response file contents used for the first execution of the command.

PRGO-01342: identical source and destination working copies

Cause: An attempt to upgrade the database was rejected because the specified source and destination working copies were the same.

Action: Ensure that the source and destination working copies are different for the upgrade database operation.

PRGO-01343: The source working copy was not created from an image of type ORACLEDBSOFTWARE.

Cause: An attempt to upgrade a database failed because the source working copy was not created from an image of type ORACLEDBSOFTWARE.

Action: Ensure that the source working copy was created from an image of type ORACLEDBSOFTWARE for the upgrade database operation.

PRGO-01344: The database upgrade operation for the specified working copy cannot be performed from Rapid Home Provisioning Client (RHPC) "{0}".

Cause: The working copy was not created by this Rapid Home Provisioning Client.

Action: Execute the command from the cluster that created this working copy.

PRGO-01345: failed to upgrade database because the user specified '-image' option for an existing destination working copy

Cause: An attempt to upgrade a database was rejected because the '-image' option was specified. The '-image' option must not be entered if the destination working copy has been created.

Action: Retry the command without the '-image' option.

PRGO-01346: The destination working copy was not created from an image of type ORACLEDBSOFTWARE.

Cause: An attempt to upgrade the database failed because the destination working copy was not created from an image of type ORACLEDBSOFTWARE.

Action: Ensure that the destination working copy is created from an image of type ORACLEDBSOFTWARE.

PRGO-01347: The source working copy version {0} and the destination working copy version {1} are incorrect.

Cause: An attempt to upgrade the database failed because the source and destination working copy versions were incorrect.

Action: Ensure that the source working copy version is equal to Oracle Database 10g Release 5 (10.2.0.5), or later than Oracle Database 11g Release 2 (11.2.0.2) but earlier than Oracle Database 12c Release 2 (12.2). Also, ensure that the destination working copy version is equal to or later than Oracle Database 12c Release 1 (12.1.0.1).

PRGO-01348: The source working copy and destination working copy version {0} is the same.

Cause: An attempt to upgrade the database failed because the source working copy and destination working copy version were the same.

Action: Ensure that the source working copy version is equal to Oracle Database 10g Release 5 (10.2.0.5), or later than Oracle Database 11g Release 2 (11.2.0.2) but earlier than Oracle Database 12c Release 2 (12.2). Also, ensure that the destination working copy version is equal to or later than Oracle Database 12c Release 1 (12.1.0.1).

PRGO-01349: The destination working copy version {0} is lower than the source working copy version {1}.

Cause: An attempt to upgrade the database failed because the destination working copy version was lower than the source working copy version.

Action: Ensure that the source working copy version is equal to Oracle Database 10g Release 5 (10.2.0.5), or later than Oracle Database 11g Release 2 (11.2.0.2) but earlier than Oracle Database 12c Release 2 (12.2). Also, ensure that the destination working copy version is equal to or later than Oracle Database 12c Release 1 (12.1.0.1).

PRGO-01350: The source working copy owner and the destination working copy owner are different.

Cause: An attempt to upgrade the database failed because the source and destination working copy owners were different.

Action: Ensure that the source and destination working copy owners are the same for the upgrade database operation.

PRGO-01351: The source working copy is configured in a different cluster from the destination working copy.

Cause: An attempt to upgrade the database failed because the source and destination working copies were configured in different clusters.

Action: Ensure that the source and destination working copies are configured in the same cluster.

PRGO-01352: The '-image' option required for creating the working copy is not specified.

Cause: The attempt to upgrade the database using 'rhpctl upgrade database' failed because the '-image' option was not specified. The '-image' option is required to create a new working copy to specify the image from which to create the working copy.

Action: Either request a new working copy using both '-image' and '-dstwc' or specify an existing working copy using the '-dstwc' option.

PRGO-01353: failed to upgrade database using working copy {0} because the image file system {1} using the volume device {2} is offline

Cause: An attempt to upgrade a database failed because the file system resource of the image containing the supplied working copy was offline.

Action: Use the 'srvctl start filesystem' command with the corresponding volume device to start the file system resource for the image containing the working copy. Retry the command.

PRGO-01354: failed to upgrade database using working copy {0} because the file system {1} using volume device {2} is offline in the Rapid Home Provisioning Client cluster

Cause: An attempt to upgrade a database failed because the file system resource in the Rapid Home Provisioning Client containing the supplied working copy was offline.

Action: Use the 'srvctl start filesystem' command in the Rapid Home Provisioning Client cluster with the corresponding volume device to start the indicated file system resource. Retry the command.

PRGO-01357: The source working copy is incomplete.

Cause: The source working copy was in a partially completed state.

Action: Retry the 'rhpctl upgrade database' command after ensuring that the source working copy has been created successfully.

PRGO-01358: The specified destination working copy is incomplete.

Cause: The destination working copy was in a partially completed state.

Action: Use the 'rhpctl add workingcopy' command to create a complete destination working copy. Ensure that options such as '-oraclebase', '-user', and '-client' are set the same as in the source working copy. Retry the 'rhpctl upgrade database' command.

PRGO-01361: failed to upgrade database because the path was not provided for the destination working copy

Cause: An attempt to upgrade a database between Oracle homes was rejected because the source working copy was shared and a shared path was not provided for the destination working copy.

Action: Either specify source and destination Oracle homes that are both local non-shared, or specify a valid shared path for the destination working copy.

PRGO-01362: failed to upgrade database because the software home path for source working copy {0} is shared and the one for destination working copy {1} is not shared

Cause: An attempt to upgrade a database between Oracle homes was rejected because the source Oracle home was shared and the destination Oracle home was not shared.

Action: Specify a pair of working copies where if the source working copy is shared the destination is also shared.

PRGO-01364: failed to retrieve patch information from the working copy "{0}"

Cause: An attempt to query working copy information failed because the patch information could not be retrieved from the indicated working copy.

Action: Examine the accompanying error messages for more information, address reported issues, and retry.

PRGO-01365: The image type "{0}" is inappropriate for single instance database provisioning.

Cause: Image of type SOFTWARE was used for standalone provisioning.

Action: Reissue the command with image of type either ORACLEDBSOFTWARE or ORACLEGISoftware.

PRGO-01366: The specified mount path "{0}" was not empty.

Cause: The specified mount path was not empty.

Action: Reissue the command with an empty mount path.

PRGO-01367: The specified value "{0}" for "-datafileDestination" did not exist.

Cause: The specified datafileDestination did not exist.

Action: Reissue the command specifying a valid database storage location.

PRGO-01368: The specified location "{0}" for "-datafileDestination" is not writable.

Cause: A supplied database storage location was not writable by the user.

Action: Either specify a location writable by the user or reissue the command as a user with write authorization to the location.

PRGO-01369: The specified working copy "{0}" is not provisioned on node "{1}".

Cause: An attempt to add a database was rejected because the specified working copy was not provisioned on the specified node.

Action: Specify a working copy that is provisioned on the specified node.

PRGO-01370: The specified working copy "{0}" is not provisioned on a standalone node.

Cause: An attempt to add a database was rejected because the specified working copy was not provisioned on any standalone node.

Action: Specify a working copy that is provisioned on the standalone node.

PRGO-01371: The specified Oracle home path {0} is already in use by working copy {1} on node {2}.

Cause: An attempt to add the specified working copy was rejected because the specified Oracle home path was already in use.

Action: Retry the command specifying the path for an Oracle home that is not already in use.

PRGO-01372: Node "{0}" does not exist.

Cause: The provided node does not exist.

Action: Reissue the command with existing node.

PRGO-01373: The credentials required for remote node connection are missing.

Cause: The requested standalone provisioning was rejected because credentials required for remote node connection were not provided.

Action: Provide either the credentials needed for remote connection or a working copy with RHP target.

PRGO-01374: The credentials are not needed for Rapid Home Provisioning.

Cause: Credentials were provided for Rapid Home Provisioning.

Action: Reissue the command either without the credentials for remote connection, but including the -client option, or with the working copy existing on a standalone node. To determine whether the working copy exists on a standalone node, issue the command 'rhpctl query workingcopy -workingcopy <workingcopy_name>'.

PRGO-01375: Option '-datafileDestination' does not specify the absolute path to create a single instance database on a standalone node.

Cause: An attempt to provision a single instance database on standalone node was rejected because the '-datafileDestination' argument was not an absolute path.

Action: Supply an absolute path for the '-datafileDestination' option and retry the command.

PRGO-01376: User does not exist on nodes "{0}".

Cause: The user did not exist on one or more nodes as indicated.

Action: Ensure that user exists on all the specified nodes.

PRGO-01378: The version of the specified image is "{0}" and is not supported.

Cause: An image with an unsupported version was specified for Oracle Grid Infrastructure provisioning.

Action: Specify an image with version 11.2.0.3.0, 11.2.0.4.0, 12.1.0.2.0, or higher and retry.

PRGO-01379: Oracle Grid Infrastructure response file {0} does not exist.

Cause: An attempt to locate the specified Oracle Grid Infrastructure response file failed.

Action: Ensure that the full path of the Oracle Grid Infrastructure response file is correctly specified.

PRGO-01380: Oracle Grid Infrastructure response file {0} is not a file.

Cause: The specified Oracle Grid Infrastructure response file was a directory.

Action: Ensure that the full path of the Oracle Grid Infrastructure response file is correctly specified.

PRGO-01381: Parameter "{0}" is empty.

Cause: A value was not specified for the parameter in the response file or command line.

Action: Specify a usable value for the parameter and retry.

PRGO-01382: Invalid parameter "{0}" specified in the Oracle Grid Infrastructure response file.

Cause: An invalid parameter was specified in the response file.

Action: Specify valid parameters in the response file and retry.

PRGO-01383: response file generate path not supplied

Cause: This is an internal error.

Action: Contact Oracle Support Services.

PRGO-01384: Input parameter is null or empty.

Cause: This is an internal error.

Action: Contact Oracle Support Services.

PRGO-01385: User "{0}" lacks the authority to perform the 'subscribe series' operation.

Cause: The user running the 'rhpctl subscribe series' command did not have the required authorization.

Action: Request the authorization from your administrator or perform the operation from a user ID that has the required authorization.

PRGO-01386: User "{0}" lacks the authority to perform the 'unsubscribe series' operation.

Cause: The user running the 'rhpctl unsubscribe series' command did not have the required authorization.

Action: Request the authorization from your administrator or perform the operation from a user ID that has the required authorization.

PRGO-01387: User "{0}" is not registered with an email address.

Cause: An attempt to unregister the email address of the user was rejected because the user was not registered with an email address.

Action: Supply a user with registered email address and retry.

PRGO-01388: User "{0}" is already subscribed to the series "{1}".

Cause: An attempt to subscribe a user to a series failed because the user was already subscribed to the series.

Action: Supply another user name or series name and retry.

PRGO-01390: User "{0}" is not subscribed to the series "{1}".

Cause: An attempt to unsubscribe a user from a series failed because the user was not subscribed to the series.

Action: Supply a subscribed user name and retry.

PRGO-01391: User "{0}" is already registered with an email address "{1}".

Cause: An attempt to register an email address for a user failed because the user was already registered with an email address.

Action: Use the 'rhpcctl modify user' command to modify the email address of the user or unregister the email address using 'rhpcctl unregister user' command and retry.

PRGO-01392: failed to send the email notification to the registered users, but the issued command completed successfully

Cause: Rapid Home Provisioning (RHP) failed to send user notifications via the registered email account. Either the account credentials were incorrect or the email server was not reachable.

Action: Ensure that the registered email for Rapid Home Provisioning (RHP) is correct and that the email server is reachable.

PRGO-01402: The specified user "{0}" is not registered with an email address to receive email notifications.

Cause: The command was rejected because the user did not have a registered email address.

Action: Specify the '-notify' option with a user for whom an email address is registered.

PRGO-01410: User "{0}" lacks the authority to perform the 'add useraction' operation.

Cause: The user running the 'rhpcctl add useraction' command did not have the required authorization.

Action: Request the authorization from your administrator or perform the operation from a user ID that has the required authorization.

PRGO-01411: User action "{0}" already exists.

Cause: An existing user action with the same name was found when adding a new user action.

Action: Supply another user action name or delete the existing user action name and retry.

PRGO-01412: User "{0}" lacks the authority to perform the 'query useraction' operation.

Cause: The user running the 'rhpcctl query useraction' command did not have the required authorization.

Action: Request the authorization from your administrator or perform the operation from a user ID that has the required authorization.

PRGO-01423: User "{0}" lacks the authority to perform the 'delete useraction' operation.

Cause: The user running the 'rhpcctl delete useraction' command did not have the required authorization.

Action: Request the authorization from your administrator or perform the operation from a user ID that has the required authorization.

PRGO-01424: Delete operation failed because user action "{0}" is being used by the following image types: "{1}".

Cause: An attempt to delete a user action failed because the user action is being used by one or more image types.

Action: Remove the user action for the following image types and retry.

PRGO-01425: User "{0}" lacks the authority to perform the 'add imagetype' operation for image type "{1}".

Cause: The user running the 'rhctl add imagetype' command did not have the required authorization.

Action: Request the authorization from your administrator or perform the operation from a user ID that has the required authorization.

PRGO-01426: Image type "{0}" already exists.

Cause: An existing image type with the same name was found when adding a new image type.

Action: Supply another image type name or delete the existing image type name and retry.

PRGO-01427: Invalid user actions: {0}

Cause: One or more of the supplied user actions did not exist in the repository.

Action: Supply valid user actions and retry.

PRGO-01428: User "{0}" lacks the authority to perform the 'delete imagetype' operation for image type "{1}".

Cause: The user running the 'rhctl delete imagetype' command did not have the required authorization.

Action: Request the authorization from your administrator or perform the operation from a user ID that has the required authorization.

PRGO-01429: Delete operation failed because image type "{0}" is being used by the following images: "{1}".

Cause: An attempt to delete an image type failed because the image type was being used by one or more images.

Action: Remove the specified images from the repository or make sure that they have different image types before attempting to delete the image type.

PRGO-01435: User "{0}" lacks the authority to perform the 'modify imagetype' operation for image type "{1}".

Cause: The user running the 'rhctl modify imagetype' command did not have the required authorization.

Action: Request the authorization from your administrator or perform the operation from a user ID that has the required authorization.

PRGO-01436: User "{0}" lacks the authority to perform the 'allow imagetype' operation for image type "{1}".

Cause: The user running the 'rhctl allow imagetype' command did not have the required authorization.

Action: Request the authorization from your administrator or perform the operation from a user ID that has the required authorization.

PRGO-01437: User "{0}" lacks the authority to perform the 'disallow imagetype' operation for image type "{1}".

Cause: The user running the 'rhpctl disallow imagetype' command did not have the required authorization.

Action: Request the authorization from your administrator or perform the operation from a user ID that has the required authorization.

PRGO-01438: User "{0}" for cluster "{1}" was already allowed access to image type {2}.

Cause: An attempt to allow access privilege to the user was rejected because the user had already been granted access privilege to the image type using the 'rhpctl allow imagetype' command.

Action: Ensure the correct user was specified.

PRGO-01439: Role "{0}" cannot be allowed for image type "{1}".

Cause: An attempt to allow the role access to the image type failed because the role was a built-in role associated with the imagetype.

Action: Specify a different role and retry.

PRGO-01440: Role "{0}" was already allowed access to image type "{1}".

Cause: An attempt to allow access privilege to the role was rejected because the role had already been granted access privilege to the image type using the 'rhpctl allow imagetype' command.

Action: Ensure the correct role was specified.

PRGO-01441: User "{0}" for cluster "{1}" has never been granted access to image type {2}.

Cause: An attempt to revoke access privilege to the image type failed because the user had never been granted access to the image type using the 'rhpctl allow imagetype' command.

Action: Use the 'rhpctl disallow imagetype' command to revoke access privilege from another user.

PRGO-01442: Role "{0}" has never been granted access to image type "{1}".

Cause: An attempt to revoke access privilege to the image type failed because the role had never been granted access to the image type using the 'rhpctl allow imagetype' command.

Action: Use the 'rhpctl disallow imagetype' command to disallow access privilege from another role.

PRGO-01443: Role "{0}" cannot be disallowed from image type "{1}".

Cause: An attempt to revoke access to the image type failed because the role was a built-in role associated with the image type and was not granted access using the 'rhpctl allow imagetype' command.

Action: Specify a different role and retry the command.

PRGO-01444: User "{0}" lacks the authority to perform the 'query imagetype' operation for image type "{1}".

Cause: The user running the 'rhpctl query imagetype' command did not have the required authorization.

Action: Request the authorization from your administrator or perform the operation from a user ID that has the required authorization.

PRGO-01445: User "{0}" lacks the authority to perform the 'modify image' operation.

Cause: The user running the 'rhpctl modify image' command did not have the required authorization.

Action: Request the authorization from your administrator or perform the operation from a user ID that has the required authorization.

PRGO-01446: The base type of the image type "{0}" does not match the base type or built-in image type of the image.

Cause: An attempt to modify the image type of the image failed because the base type of the target image type did not match the base type or built-in image type of the image.

Action: Retry the command with a target image type that has the same base type or built in image type of the image.

PRGO-01447: Failed to retrieve image type information

Cause: Internal error.

Action: Contact Oracle Support Services.

PRGO-01448: Delete operation failed because image type "{0}" is a built-in image type.

Cause: An attempt to delete an image type was rejected because the image type was a built-in image type and was not added using the 'rhpctl add imagetype' command.

Action: Specify a different image type and retry the command.

PRGO-01449: The specified path {0} is not an Oracle Database Home

Cause: The specified home path does not contain the 'oracle' binary or it is an Oracle Grid Infrastructure home.

Action: Make sure that the home path is an Oracle database home path.

PRGO-01450: The specified path {0} is not an Oracle Grid Infrastructure Home

Cause: The specified home path for the import image operation does not contain the 'crsd' binary.

Action: Make sure that the home path is an Oracle Grid Infrastructure home path.

PRGO-01451: Option '-pathowner' cannot be specified for image type which has base type ORACLEDBSOFTWARE

Cause: A request to import an image was rejected because the '-pathowner' option was specified for importing the Oracle Database home.

Action: Omit the '-pathowner' option.

PRGO-01452: Improper '-version' option (or obsolete '-dbversion' option) specified with image type with base type SOFTWARE.

Cause: An attempt to query images was rejected because the '-version' option (or obsolete '-dbversion' option) was specified together with an image type with base type SOFTWARE.

Action: Either remove the '-version' option (or obsolete '-dbversion' option) or specify an image type with base type other than SOFTWARE and retry the command.

PRGO-01453: The base type of the image type "{0}" does not match the base type of the image type of the working copy image.

Cause: An attempt to add the image failed because the base type of the target image type did not match the base type of the image type of the working copy image.

Action: Retry the command with a target image type that has the same base type as the base type of the image type of the working copy image.

PRGO-01454: Delete operation failed because image type "{0}" does not exist.

Cause: An attempt to delete an image type failed because the image type did not exist.

Action: Specify a different image type and retry the command.

PRGO-01455: User "{0}" lacks the authority to perform the 'query imagetype' operation.

Cause: The user running the 'rhpctl query imagetype' command did not have the required authorization.

Action: Request the authorization from your administrator or perform the operation from a user ID that has the required authorization.

PRGO-01456: Query operation failed because image type "{0}" does not exist.

Cause: An attempt to get the image type configuration failed because the image type did not exist.

Action: Specify a different image type and retry the command.

PRGO-01457: Delete operation failed because user action "{0}" does not exist.

Cause: An attempt to delete a user action failed because the user action did not exist.

Action: Specify a different user action and retry the command.

PRGO-01458: Service availability factor (SAF) of {0}% is not feasible for service {1}.

Cause: An attempted 'move database' operation was rejected because the indicated service availability could not have been maintained for the indicated service because it was not running on a sufficient number of instances.

Action: Retry the command by specifying an appropriate service availability factor.

PRGO-01462: failed to move the Oracle Grid Infrastructure home because the source and the destination working copy cannot be the same

Cause: An attempt to move the Oracle Grid Infrastructure home was rejected because the specified source and destination working copies are the same.

Action: Specify different source and destination working copies and retry the operation.

PRGO-01463: could not perform Oracle Grid Infrastructure home 'move' for the specified working copy from Rapid Home Provisioning Client (RHPC) "{0}"
Cause: The Oracle Grid Infrastructure home could not be moved because the working copy was not created by this Rapid Home Provisioning Client.

Action: Execute the command from the cluster that created this working copy.

PRGO-01464: failed to move the Oracle Grid Infrastructure home because the source working copy "{0}" is incomplete

Cause: The source working copy was in a partially completed state.

Action: Retry the 'rhpctl move gihome' command after ensuring that the source working copy has been created successfully.

PRGO-01465: invalid '-path', '-image', or '-aupath' option specified for the move of Oracle Grid Infrastructure home and that was an existing destination working copy

Cause: An attempt to move the Oracle Grid Infrastructure home was rejected because the '-path', '-image', or '-aupath' option was specified when there was an existing destination working copy."

Action: Retry the command without the '-path', '-image', or '-aupath' option.

PRGO-01472: failure to move or upgrade Oracle Grid Infrastructure home to destination working copy whose base image type is not ORACLEGISOFTWARE

Cause: An attempt to move or upgrade the Oracle Grid Infrastructure home failed because the destination working copy (to be created) was not of base image type ORACLEGISOFTWARE.

Action: Retry the command with a destination working copy created from an image of base image type ORACLEGISOFTWARE.

PRGO-01473: The source working copy is not created from an image of base image type ORACLEGISOFTWARE.

Cause: An attempt to move the Oracle Grid Infrastructure home failed because the source working copy was not created from an image of base image type ORACLEGISOFTWARE.

Action: Retry the command with a source working copy created from an image of base image type ORACLEGISOFTWARE.

PRGO-01474: failed to move the Oracle Grid Infrastructure home because source and the destination working copy version were different

Cause: An attempt to move the Oracle Grid Infrastructure home failed because the source and destination working copy versions were different.

Action: Retry the command with the same version of source and destination working copy.

PRGO-01475: failed to move the Oracle Grid Infrastructure home because the source working copy owner and the destination working copy owner were different

Cause: An attempt to move the Oracle Grid Infrastructure home failed because the source and destination working copy owners were different.

Action: Ensure that the source and destination working copy owners are the same for the move gihome operation.

PRGO-01476: failed to move the Oracle Grid Infrastructure home because the owner "{0}" of the source home does not match the owner "{1}" of the destination working copy "{2}"

Cause: An attempt to move the Oracle Grid Infrastructure home failed because the owner of the source software home path and the destination working copy were different.

Action: Create or specify a destination working copy with the same owner as the source home and retry the move gihome operation.

PRGO-01477: failed to move the Oracle Grid Infrastructure home because the source working copy was configured in a different cluster from the destination working copy

Cause: An attempt to move the Oracle Grid Infrastructure home failed because the source and destination working copies were configured in different clusters.

Action: Retry the command with the source and destination working copies configured in the same cluster.

PRGO-01478: failed to move the Oracle Grid Infrastructure home because the '-image' option required for creating the destination working copy was not specified

Cause: An attempt to move the Oracle Grid Infrastructure failed because the '-image' option from which to create the new working copy was not specified.

Action: Either request a new working copy using both -image and -destwc or specify an existing working copy using the -destwc option.

PRGO-01479: failed to move the Oracle Grid Infrastructure home on the Rapid Home Provisioning client "{0}"

Cause: An attempt to move the Oracle Grid Infrastructure home on the node where Rapid Home Provisioning client was running failed because the last node 'move gihome' actions either failed with an error or timed out.

Action: Examine the accompanying error messages and retry the command after addressing the cause for the error.

PRGO-01480: illegal option "{0}" specified for standalone provisioning on cluster version other than 11.2.0.4

Cause: The specified option was invalid for a standalone provisioning on cluster version other than 11.2.0.4.

Action: Reissue the command without the forbidden option.

PRGO-01481: Disk group "{0}" does not exist.

Cause: An attempt to provision a database was rejected because the specified disk group was not configured on the standalone target.

Action: Supply the name of a disk group that is configured for the standalone target.

PRGO-01482: The specified node "{0}" is not one on which the working copy is provisioned.

Cause: The requested operation was rejected because the specified node was not part of the nodes on which the working copy was provisioned.

Action: Reissue the command with a node on which the working copy was provisioned or specify the working copy that exists on the specified node.

PRGO-01483: missing "-node" option for creating an administrator-managed database on a cluster whose release is earlier than 12.2

Cause: An attempt to create an administrator-managed database on a cluster whose release is earlier than 12.2 was rejected because the '-node' option was not specified.

Action: Reissue the command specifying the '-node' option.

PRGO-01484: More than one node was specified for standalone single instance database provisioning.

Cause: The number of nodes specified for single instance database provisioning was not one.

Action: Specify only one node for the -node option.

PRGO-01485: Specified target node "{0}" is part of cluster "{1}" not managed by Rapid Home Provisioning Server.

Cause: The specified target node was part of a cluster that is not managed by Rapid Home Provisioning Server.

Action: Use 'rhpctl move gihome' command to make this cluster managed by Rapid Home Provisioning Server and retry."

PRGO-01486: Unexpected option '{0}' specified for moving a database between Oracle single-instance database homes which are on a node that does not belong to a cluster.

Cause: The attempted 'move database' operation was rejected because the indicated option was not supported.

Action: Retry the command without the indicated option.

PRGO-01487: Option '{0}' was not specified for moving a single-instance database.

Cause: The attempted 'move database' operation was rejected because the indicated option was not specified.

Action: Specify the indicated option and retry the command.

PRGO-01488: Working copy "{0}" is not an Oracle RAC home.

Cause: An attempt to move or upgrade a database failed because both the source and patched working copies were not Oracle RAC homes.

Action: Specify an Oracle RAC home as the patched working copy and retry the command.

PRGO-01489: The patched working copy is not on the same node as the source working copy or Oracle home.

Cause: An attempt to move or upgrade a single-instance database failed because the source working copy or Oracle home and the patched working copy are on different nodes.

Action: Ensure that the source working copy or Oracle home and the patched working copy are on the same node.

PRGO-01491: Unexpected option '{0}' specified for moving databases on a cluster whose version is at least {1}.

Cause: The attempted 'move database' operation was rejected because the indicated option was not needed.

Action: Retry the command without the indicated option.

PRGO-01492: Unexpected option '{0}' specified for moving a database between Oracle single-instance database homes which are on a node that belongs to a cluster of version {1}.

Cause: The attempted 'move database' operation was rejected because the indicated option was not supported.

Action: Retry the command without the indicated option.

PRGO-01493: Unexpected option '{0}' specified for moving a single-instance database between Oracle homes.

Cause: The attempted 'move database' operation was rejected because the indicated option was not supported.

Action: Retry the command without the indicated option.

PRGO-01494: operation not allowed because an existing operation is currently in progress on entity "{0}" previously submitted by user "{1}" on node "{2}" in cluster "{3}"

Cause: An attempt to initiate an operation was rejected because an existing operation was currently in progress on the target entity. Only one operation can be in progress at a time on any entity.

Action: Wait until the existing active operation finishes, then retry the command.

PRGO-01495: The '-newnodes' option contains node roles for a cluster that is not an Oracle Flex Cluster.

Cause: An attempt to add nodes with node roles specified in the '-newnodes' option was rejected because the target cluster was not an Oracle Flex Cluster.

Action: Specify the value for the '-newnodes' option in the form of "<node_name>:<node_vip>" or specify an Oracle Flex Cluster as the target cluster.

PRGO-01496: missing required option '-targetnode' for performing 'addnodes' operation on a cluster whose version is older than 12.2

Cause: An attempt to add nodes to a database home or a cluster failed because the '-targetnode' option was not specified.

Action: Retry specifying the '-targetnode' option.

PRGO-01497: The base image type "{1}" of working copy "{0}" is incompatible with the requested operation.

Cause: The attempted 'addnodes' or 'deletenodes' operation was rejected because the base image type of the specified working copy was not ORACLELEGISoftware.

Action: None

PRGO-01498: Working copy "{0}" is software-only.

Cause: An attempt to add or delete nodes from the indicated working copy failed because it was software-only.

Action: Retry specifying a working copy that is not software-only.

PRGO-01499: Working copy "{0}" is incomplete.

Cause: An attempt to run an operation on the indicated working copy failed because it was incomplete.

Action: Retry the command making sure that the working copy supplied is complete.

PRGO-01500: illegal attempt to to provision a working copy on ACFS for a cluster with Leaf nodes

Cause: An attempt to provision a working copy was rejected because the client cluster contains Leaf nodes which cannot access ACFS storage.

Action: Specify the storage type to be NFS or LOCAL with non-ACFS path.

PRGO-01501: failed to upgrade the Oracle Grid Infrastructure home because the specified source working copy version "{0}" is earlier than "{1}"

Cause: An attempt to upgrade the Oracle Grid Infrastructure home failed because the source working copy version is incorrect.

Action: Ensure that the source working copy version is later than Oracle Database 11g Release 2 (11.2.0.2.0).

PRGO-01502: failed to upgrade the Oracle Grid Infrastructure home because the specified destination working copy version "{0}" must be later than "{1}"

Cause: An attempt to upgrade the Oracle Grid Infrastructure home failed because the destination working copy version is incorrect.

Action: Ensure that the destination working copy version is later than Oracle Database 12c Release 1 (12.1.0.1.0).

PRGO-01503: failed to upgrade the Oracle Grid Infrastructure home because the source and the destination working copy are the same

Cause: An attempt to upgrade the Oracle Grid Infrastructure home was rejected because the specified source and destination working copies are the same.

Action: Specify different source and destination working copies and retry the operation.

PRGO-01504: could not perform Oracle Grid Infrastructure home 'upgrade' for the specified working copy from Rapid Home Provisioning Client (RHPC) "{0}"

Cause: The Oracle Grid Infrastructure home could not be upgraded because the working copy was not created by this Rapid Home Provisioning Client.

Action: Execute the command from the cluster that created this working copy or specify a different working copy.

PRGO-01505: failed to upgrade the Oracle Grid Infrastructure home because the source working copy "{0}" is incomplete

Cause: The source working copy was in a partially completed state.

Action: Retry the 'rhpctl upgrade gihome' command after ensuring that the source working copy has been created successfully or specify a different source working copy that is complete.

PRGO-01506: The specified destination working copy is incomplete.

Cause: The destination working copy was in a partially completed state.

Action: Retry the move or upgrade command after ensuring that the destination working copy has been created successfully or specify a different destination working copy that is complete.

PRGO-01507: invalid '-path' or '-image' option specified for upgrade of Oracle Grid Infrastructure home that was an existing destination working copy

Cause: An attempt to upgrade the Oracle Grid Infrastructure home was rejected because the '-path' or '-image' option was specified when there was an existing destination working copy.

Action: Retry the command without the '-path' and '-image' option.

PRGO-01522: User "{0}" lacks the authority to perform the 'query audit' operation.

Cause: The user running the 'rhpcctl query audit' command did not have the required authorization.

Action: Request the authorization from your administrator or perform the operation from a user ID that has the required authorization.

PRGO-01523: User "{0}" lacks the authority to perform the 'modify audit' operation.

Cause: The user running the 'rhpcctl modify audit' command did not have the required authorization.

Action: Request the authorization from your administrator or perform the operation from a user ID that has the required authorization.

PRGO-01524: User "{0}" lacks the authority to perform the 'delete audit' operation.

Cause: The user running the 'rhpcctl delete audit' command did not have the required authorization.

Action: Request the authorization from your administrator or perform the operation from a user ID that has the required authorization.

PRGO-01525: no target node specified

Cause: An attempt to delete an active working copy of type ORACLELEGISoftware was rejected because no target node was specified.

Action: Retry specifying the target node.

PRGO-01526: The specified node role "{0}" is not HUB or LEAF.

Cause: The previously submitted command was rejected because the specified node role was invalid.

Action: Retry the previously submitted command providing a valid node role, HUB or LEAF.

PRGO-01527: The value supplied for node "{0}" is invalid.

Cause: The command was rejected because the indicated value supplied as a node specification was invalid.

Action: Retry the command providing a node specification in the form "<node_name>" for an Application cluster, in the form "<node_name>:<node_vip>[:<node_role>]" for a Flex cluster, and in the form "<node_name>:<node_vip>" for a non-Flex cluster.

PRGO-01528: Modify operation failed because user action "{0}" does not exist.

Cause: An attempt to modify a user action failed because the user action did not exist.

Action: Specify the correct name of a user action that exists and retry the command.

PRGO-01529: The operation failed because the user action "{0}" did not execute successfully.

Cause: The operation failed because the indicated user action configured for the image did not execute successfully.

Action: Specify a different image or modify the user action to be non-fatal and retry the command.

PRGO-01530: Modify operation failed because image type "{0}" does not exist.

Cause: An attempt to modify an image type failed because the image type did not exist.

Action: Specify the correct name of an image type that exists and retry the command.

PRGO-01531: Failed to copy file "{0}" between Rapid Home Provisioning server and client. Detailed error:\n{1}

Cause: The copy operation failed either because the file system was full or the destination directory did not have write permissions for the specified user.

Action: Retry the command making sure that the file system is not full and the destination directory has requisite permissions.

PRGO-01534: failed to upgrade database "{0}" because the database does not exist on cluster "{1}"

Cause: An attempt to upgrade a database failed because the indicated database was not registered with the Oracle Clusterware.

Action: Ensure the database is configured in the current cluster or provide the correct cluster name.

PRGO-01535: Working copy "{0}" is not an Oracle RAC home.

Cause: The attempted 'addnodes' or 'deletenodes' operation was rejected because the indicated working copy was an Oracle single-instance database home.

Action: None

PRGO-01536: Working copy "{0}" was not created by Rapid Home Provisioning Client "{1}".

Cause: The attempted operation was rejected because the indicated working copy was not created by the indicated Rapid Home Provisioning Client.

Action: Retry the command from the cluster that created this working copy.

PRGO-01537: cannot delete all nodes from working copy "{0}"

Cause: An attempt to remove the indicated Oracle home software from a set of nodes using the command 'rhpctl deletenodes dbhome' was rejected because the 'deletenodes' operation cannot be used to delete a working copy.

Action: Use 'rhpctl delete workingcopy' to delete the indicated working copy.

PRGO-01538: Databases belonging to working copy "{0}" have instances running on nodes: "{1}".

Cause: An attempt to remove the indicated Oracle home software from the indicated nodes failed because databases belonging to the Oracle home have instances running on those nodes.

Action: Retry after removing database instances running on the indicated nodes.

PRGO-01539: The base image type "{1}" of working copy "{0}" is incompatible with the requested operation.

Cause: An attempted 'addnodes' or 'deletenodes' operation was rejected because the base image type of the specified working copy was not ORACLEDBSOFTWARE.

Action: None

PRGO-01540: failed to extend working copy "{0}" to nodes "{1}"

Cause: An attempt to extend the indicated Oracle RAC home to the indicated nodes failed. The accompanying messages provide detailed failure information.

Action: Examine the accompanying error messages, address issues described and retry.

PRGO-01541: failed to remove working copy "{0}" from nodes "{1}"

Cause: An attempt to remove the indicated Oracle RAC home from the indicated nodes failed. The accompanying messages provide detailed failure information.

Action: Examine the accompanying error messages, address issues described and retry.

PRGO-01542: missing '{0}', '{1}' or '{2}' option for rapid home provisioning

Cause: The requested operation was rejected because either '-dbname' or '-datafileDestination' was specified without '-node', '-serverpool' or '-newpool'.

Action: Reissue the command with one of '-node', '-serverpool', or '-newpool'; or specify '-target' as STANDALONE.

PRGO-01543: illegal option '{0}' specified for single instance database provisioning

Cause: The specified option was invalid for single instance database provisioning.

Action: Reissue the command without the forbidden option.

PRGO-01544: Invalid -dbtemplate option specified for an image of base type other than ORACLEDBSOFTWARE

Cause: The query image command was rejected because -dbtemplate option was only supported for ORACLEDBSOFTWARE images.

Action: Retry the command without the -dbtemplate option.

PRGO-01545: invalid image type for working copy "{0}" deletion request from Rapid Home Provisioning Client

Cause: An attempt to delete a working copy of image type ORACLEGISOFTWARE from Rapid Home Provisioning Client was rejected.

Action: Run the 'delete workingcopy' command on Rapid Home Provisioning Server.

PRGO-01546: failed to delete Oracle Home with error:\n{0}

Cause: An attempt to delete the Oracle Home directory failed during the cleanup of Oracle Grid Infrastructure. The accompanying messages provide detailed failure information. The 'delete workingcopy' operation completed, but additional action may be needed to complete the cleanup.

Action: Examine the accompanying error messages and address the issues as described to complete the Oracle Grid Infrastructure cleanup.

PRGO-01547: failed to detach Oracle Home\n{0}

Cause: An attempt to detach Oracle Home failed during the cleanup of Oracle Grid Infrastructure. The accompanying messages provide detailed failure information. The 'delete workingcopy' operation completed, but additional action may be needed to complete the cleanup.

Action: Examine the accompanying error messages and address the issues as described to complete the Oracle Grid Infrastructure cleanup.

PRGO-01548: failed to delete snapshot of the image "{0}"\n{1}

Cause: An attempt to delete the snapshot of the image failed during the cleanup of Oracle Grid Infrastructure. The accompanying messages provide detailed failure information. The 'delete workingcopy' operation completed, but additional action may be needed to complete the cleanup.

Action: Examine the accompanying error messages and address the issues as described to complete the Oracle Grid Infrastructure cleanup.

PRGO-01549: failed to unmount the NFS file system with error:\n{0}

Cause: An attempt to unmount failed during the cleanup of Oracle Grid Infrastructure. The accompanying messages provide detailed failure information. The 'delete workingcopy' operation completed, but additional action may be needed to complete the cleanup.

Action: Examine the accompanying error messages and address the issues as described to complete the Oracle Grid Infrastructure cleanup.

PRGO-01550: User "{0}" is not authorized to perform the 'register user' operation for a different user.

Cause: An attempt to execute the command 'rhpctl register user' on behalf of another user failed because the indicated user did not have the required authorization.

Action: Contact your system administrator for the GH_USER_ADMIN role or perform the operation with a user ID having the GH_USER_ADMIN_ROLE.

PRGO-01551: User "{0}" is not authorized to perform the 'modify user' operation for a different user.

Cause: An attempt to execute the command 'rhpctl modify user' on behalf of another user failed because the indicated user did not have the required authorization.

Action: Contact your system administrator for the GH_USER_ADMIN role or perform the operation with a user ID having the GH_USER_ADMIN_ROLE.

PRGO-01552: User "{0}" is not authorized to perform the 'unregister user' operation for a different user.

Cause: An attempt to execute the command 'rhpctl unregister user' on behalf of another user failed because the indicated user did not have the required authorization.

Action: Contact your system administrator for the GH_USER_ADMIN role or perform the operation with a user ID having the GH_USER_ADMIN_ROLE.

PRGO-01554: missing '-targetnode' option to move the source working copy of version "{0}"

Cause: An attempt to move a working copy was rejected because the working copy version was earlier than release 12.2 and the '-targetnode' option was not provided.

Action: Reissue the command specifying the '-targetnode' option.

PRGO-01555: Maximum wait time reached to advertise Rapid Home Provisioning Server with GNS

Cause: While looking up Rapid Home Provisioning Server connection details, an attempt to query Grid Naming Service (GNS) failed.

Action: Make sure that both the GNS and the Rapid Home Provisioning Server are running.

PRGO-01556: cannot retrieve the Oracle release version of the image from image path "{0}" while adding or importing a new image on node {1}.

Cause: An attempt to retrieve the Oracle release version of the image from an image path using SRVCTL and SQLPLUS failed.

Action: Examine the accompanying error messages, address the described issues, and retry.

PRGO-01557: cannot retrieve the Oracle release version of the image from image path "{0}" while adding or importing a new image on node {1}.

Cause: An attempt to retrieve the Oracle release version of the image from an image path using SQLPLUS failed.

Action: Examine the accompanying error messages, address the described issues, and retry.

PRGO-01558: Rapid Home Provisioning Server (RHPS) is not reachable.

Cause: An error occurred while attempting to connect to the Rapid Home Provisioning Server (RHPS), possibly because the RHPS was not running.

Action: Examine the accompanying errors for more information. Make sure the RHPS is running before retrying the command.

PRGO-01559: Inappropriate image type {0} of working copy {1} specified for 'rhpctl query working copy' on a cluster version earlier than 12.2

Cause: The requested operation was rejected because clients of versions earlier than 12.2 cannot query working copies based on image type ORACLELEGISoftware.

Action: Retry the command from a cluster of version 12.2 or higher

PRGO-01560: no target node specified

Cause: An attempt to add a software-only working copy was rejected because the version of the specified client was earlier than 12.2 and no target node was provided. A target node must be specified when adding a software-only working copy on a client with a version earlier than 12.2.

Action: Rerun the 'add workingcopy' command specifying the target node.

PRGO-01561: target node not required

Cause: An attempt to add a software-only working copy was rejected because the target node was provided for provisioning on a client whose version was 12.2 or later. The target node must not be specified when adding a software-only working copy on a client whose version is 12.2 or later.

Action: Rerun the 'add workingcopy' command without specifying the target node.

PRGO-01562: Cluster already exists on node "{0}" with Oracle home at path "{1}".

Cause: The requested operation was rejected because the indicated node was already a member of an existing Oracle Grid Infrastructure cluster.

Action: Retry the command specifying nodes that are not members of an existing Oracle Grid Infrastructure cluster.

PRGO-01565: failed to create gold image path: {0}

Cause: An attempt to provision an Oracle home based on an Oracle Layered File System failed because the directory to store the gold image contents could not be created.

Action: Examine the accompanying error messages, address the issues described, and then retry.

PRGO-01566: failed to create the read/write path: {0}

Cause: An attempt to provision an Oracle home based on an Oracle Layered File System failed because the read/write path could not be created.

Action: Examine the accompanying error messages, address issues described and retry.

PRGO-01567: The supplied path "{0}" is on ACFS resource "{1}", which is managed by the Rapid Home Provisioning application.

Cause: A request to add a working copy was rejected because the supplied path was on an ACFS file system managed by the Rapid Home Provisioning application.

Action: Specify a working copy path that is not on an ACFS file system managed by the Rapid Home Provisioning application or retry, omitting the '-path' option to let the RHP choose the path on the RHP-managed ACFS file system.

PRGO-01568: option '-targetnode' can only be specified for cluster versions 11.2.0.4 or 12.1.0.2

Cause: The specified option was invalid for single-instance database provisioning to a cluster of version 12.2 or later.

Action: Reissue the command without the forbidden option.

PRGO-01569: missing '-user' option for provisioning a workingcopy on a standalone target.

Cause: The '-user' option was missing for standalone provisioning.

Action: Reissue the command specifying the '-user' option.

PRGO-01571: The move operation was rejected because the patched working copy "{0}" is missing the patches for bug numbers "{1}" which are present in the source working copy "{2}".

Cause: Some patches were present in the source working copy that were missing in the patched working copy.

Action: Rerun the move command with the '-ignorewcpatches' option or specify a patched working copy with at least the same patches applied as the source working copy.

PRGO-01572: no target node specified

Cause: An attempt to move the Oracle Grid Infrastructure home was rejected because the client version was less than 12.2 and no target node was provided. A target node must be specified when moving an Oracle Grid Infrastructure home in a client which version is less than 12.2.

Action: Retry the move operation specifying the '-targetnode' option.

PRGO-01573: failed to retrieve information from source home "{0}"

Cause: An attempt to query source home information failed.

Action: Examine the accompanying error messages for more information, address reported issues, and retry.

PRGO-01576: Specified operation is not supported on this entity in version {0} of Rapid Home Provisioning Clients.

Cause: The requested operation was rejected because it was not supported on clients of the indicated version.

Action: Retry the command from a cluster of higher version.

PRGO-01577: Destination working copy "{0}" already exists.

Cause: An attempt to move to an Oracle home based on an Oracle Layered File System failed because the specified destination working copy already existed.

Action: Reissue the 'move gihome' command specifying a destination working copy that does not exist.

PRGO-01578: failed to move the Oracle Grid Infrastructure home because the software-only destination working copy has more nodes than the source working copy

Cause: An attempt to move the Oracle Grid Infrastructure home was rejected because the specified destination working copy has more nodes than the source working copy.

Action: Specify a software-only destination working copy that is on the same set of nodes as the source working copy and retry the operation.

PRGO-01579: failed to upgrade the Oracle Grid Infrastructure home because the software-only destination working copy has more nodes than the source working copy

Cause: An attempt to upgrade the Oracle Grid Infrastructure home was rejected because the specified destination working copy has more nodes than the source working copy.

Action: Specify a software-only destination working copy that is on the same set of nodes as the source working copy and retry the operation.

PRGO-01580: failed to move the Oracle Grid Infrastructure home because the software-only destination working copy did not have nodes {0} from the source working copy

Cause: An attempt to move the Oracle Grid Infrastructure home was rejected because the specified source and destination working copies have different sets of nodes.

Action: Specify a software-only destination working copy that is on the same set of nodes as the source working copy and retry the operation.

PRGO-01581: failed to upgrade the Oracle Grid Infrastructure home because the software-only destination working copy did not have nodes {0} from the source working copy

Cause: An attempt to upgrade the Oracle Grid Infrastructure home was rejected because the specified source and destination working copies have different set of nodes.

Action: Specify a software-only destination working copy that is on the same set of nodes as the source working copy and retry the operation.

PRGO-01582: illegal specification of disk group "{0}" for provisioning single instance database on a non-cluster node

Cause: An attempt to provision a database using the indicated disk group was rejected because a disk group cannot be used for provisioning a single instance database on a non-clustered node.

Action: Reissue the command, either specifying a path for the '-datafileDestination' option or omitting it altogether.

PRGO-01583: missing '-targetnode' option for deleting Oracle RAC home on a cluster with release earlier than 12.2

Cause: An attempt to delete an Oracle RAC database home on a cluster with release earlier than 12.2 omitted the '-targetnode' option.

Action: Reissue the command specifying the '-targetnode' option.

PRGO-01584: missing '-targetnode' option for deleting Oracle RAC database on a cluster with release earlier than 12.2

Cause: An attempt to delete an Oracle RAC database on a cluster with release earlier than 12.2 omitted the '-targetnode' option.

Action: Reissue the command specifying the '-targetnode' option.

PRGO-01585: spurious '-node' option for delete

Cause: The '-node' option was specified on an operation that does not need it.

Action: Reissue the command without the '-node' option.

PRGO-01586: invalid cluster name "{0}"

Cause: An attempt to validate the specified cluster name failed as the cluster name supplied was illegal. The supplied cluster name must be at most 15 characters long and can be any combination of lower and uppercase alphanumeric characters, and hyphen.

Action: Specify a valid cluster name and retry the operation.

PRGO-01587: illegal '-agpath' option provided where source working copy is based on an Oracle Layered File system

Cause: An attempt to move to an Oracle home based on an Oracle Layered File System failed because the '-agpath' option was provided when source working copy was already based on an Oracle Layered File System.

Action: Reissue the 'rhpctl move gihome' command without specifying the '-agpath' option.

PRGO-01588: illegal '-path' option provided where source working copy is based on an Oracle Layered File system

Cause: An attempt to move to an Oracle home based on an Oracle Layered File System failed because the '-path' option was provided when source working copy was already based on an Oracle Layered File System.

Action: Reissue the 'rhpctl move gihome' command without specifying the '-path' option.

PRGO-01589: illegal '-aupath' and '-agpath' option for image version earlier than 12.2

Cause: An attempt to provision an Oracle home based on an Oracle Layered File System failed because the version of the specified image was earlier than 12.2.

Action: Reissue the 'add workingcopy' command specifying neither the '-agpath' nor the '-aupath' option or specify an image with version 12.2 or later.

PRGO-01590: No target node specified.

Cause: An attempt to delete nodes from a working copy was rejected because the working copy release was earlier than Oracle Database 12c Release 2 (12.2) and no target node was provided. A target node must be specified while deleting nodes from a working copy with release less than Oracle Database 12c Release 2 (12.2).

Action: Retry the 'rhpctl deletenode gihome' command specifying the target node.

PRGO-01591: Delete node with '-targetnode' option rejected.

Cause: An attempt to delete nodes from a working copy was rejected because the target node was provided for a working copy whose release was Oracle Database 12c Release 2 (12.2) or later. The target node must not be specified while deleting nodes from a working copy whose release is Oracle Database 12c Release 2 (12.2) or later.

Action: Retry the 'rhpctl deletenode gihome' command without specifying the '-targetnode' option.

PRGO-01592: Nodes "{0}" are not part of working copy "{1}".

Cause: An attempt to delete nodes from a working copy was rejected because the specified nodes were not part of the working copy.

Action: Retry the 'rhpctl deletenode gihome' command specifying nodes that are part of the working copy.

PRGO-01593: illegal attempt to delete all Hub nodes "{0}"

Cause: An attempt to delete nodes from a working copy was rejected because all the Hub nodes were present in the specified node list. At least one Hub node should not be specified for deletion while deleting nodes from a working copy.

Action: If appropriate, retry the 'rhpctl deletenode gihome' command with fewer nodes.

PRGO-01594: illegal attempt to delete all nodes "{0}"

Cause: An attempt to delete nodes from a working copy was rejected because all of the nodes were present in the specified node list. At least one node should not be specified for deletion while deleting nodes from a working copy.

Action: Retry the 'rhpctl deletenode gihome' command specifying a node list that does not contain all of the nodes in the working copy, or use the 'rhpctl delete workingcopy' command to remove the working copy.

PRGO-01595: missing mandatory option '{0}' for a 'move database' or 'upgrade database' operation on a cluster whose version is older than 12.2

Cause: An attempt was made to move or upgrade a database without specifying the indicated option.

Action: Specify the indicated option and retry the command.

PRGO-01596: unexpected option '-targetnode' specified for moving a database from working copy "{0}" which is a single instance Oracle home

Cause: An attempt to move a database was rejected because the '-targetnode' option was not needed.

Action: Retry the operation without specifying the '-targetnode' option.

PRGO-01597: illegal '-force' option provided

Cause: An attempt to delete the specified working copy with the image type ORACLEGISOFTWARE was rejected because the '-force' option was not valid for the working copy with the image type ORACLEGISOFTWARE.

Action: Reissue the 'rhpctl delete workingcopy' command without specifying the '-force' option.

PRGO-01598: Patched working copy "{0}" is not a single-instance Oracle home.

Cause: An attempt to move or upgrade a database failed because the source working copy was a single-instance Oracle home, but the indicated patched working copy was not.

Action: Retry the command specifying a single-instance Oracle home for the patched working copy.

PRGO-01599: Oracle Grid Infrastructure home upgrade failed with destination working copy version "{0}" earlier than or equal to the source working copy version "{1}"

Cause: An attempt to upgrade the Oracle Grid Infrastructure home failed because the destination working copy version (shown in the message) was not later than the indicated version for the source working copy.

Action: Ensure that the destination working copy version is later than the source working copy version.

PRGO-01600: missing mandatory option '-aupath' where the source working copy is based on an Oracle Layered File System

Cause: An attempt to move to an Oracle home based on an Oracle Layered File System failed because the '-aupath' option was not provided when the source working copy was based on an Oracle Layered File System.

Action: Reissue the 'rhpctl move gihome' command specifying the '-aupath' option.

PRGO-01601: missing mandatory option '-agpath'

Cause: An attempt to move to an Oracle home based on an Oracle Layered File System failed because the '-agpath' option was not provided.

Action: Reissue the 'rhpctl move gihome' command specifying the '-agpath' option.

PRGO-01602: missing mandatory option '-path'

Cause: An attempt to move to an Oracle home based on an Oracle Layered File System failed because the '-path' option was not provided.

Action: Reissue the 'rhpctl move gihome' command specifying the '-path' option.

PRGO-01603: unexpected option '-softwareonly' specified when adding working copy "{0}" from an image of base type other than ORACLEGISOFTWARE

Cause: An attempt to add the indicated working copy was rejected because the '-softwareonly' option was supplied and this option is permitted only when adding a working copy from an image of base type ORACLEGISOFTWARE.

Action: Retry the operation without specifying the '-softwareonly' option.

PRGO-01608: Cluster {0} is already being moved from working copy {1} to working copy {2}.

Cause: An attempt to move the indicated cluster was rejected because the indicated cluster was not completely moved between the indicated working copies.

Action: Retry after completing or reverting the ongoing move operation.

PRGO-01609: Cluster {0} is already being moved from Oracle home at {1} to working copy {2}.

Cause: An attempt to move the indicated cluster was rejected because the indicated cluster was not completely moved from the indicated Oracle home to the indicated working copy.

Action: Retry after completing or reverting the ongoing move operation.

PRGO-01610: No cluster is being moved to working copy {0}.

Cause: An attempt to resume or abort moving a cluster to the specified working copy was rejected because a move operation had not been initiated for the specified working copy.

Action: None

PRGO-01612: Unexpected option '{0}' specified for 'move' operation on a cluster of version {1}.

Cause: The attempted 'move' operation was rejected because the specified option was not supported for the indicated cluster version.

Action: Retry the command without the specified option.

PRGO-01613: illegal attempt to provision a working copy with a policy-managed database on storage managed by RHP for a cluster with Leaf Nodes

Cause: An attempt to provision a working copy with a policy-managed database was rejected because the client cluster contained Leaf Nodes which cannot access ACFS storage managed by Rapid Home Provisioning (RHP).

Action: Specify LOCAL or NFS for the '-storagetype' option for the provisioning of Oracle database home on all nodes of the cluster.

PRGO-01614: missing '-path' option for creating destination working copy

Cause: An attempt to move or upgrade Oracle Grid Infrastructure was rejected because the '-path' option was not specified. The '-path' option is required for creating the destination working copy as part of an 'rhpctl move gihome' or 'rhpctl upgrade gihome' command operation.

Action: Retry the command specifying the '-path' option.

PRGO-01615: missing '-responsefile' option for creating Oracle Grid Infrastructure working copy that is not software-only

Cause: An attempt to add Oracle Grid Infrastructure working copy was rejected because the '-responsefile' option is required for creating Oracle Grid Infrastructure working copy unless it is software-only provisioning.

Action: Retry the command specifying the '-responsefile' option or specifying '-softwareonly' option for software-only provisioning.

PRGO-01618: The groups "{0}" of the source home do not match the groups "{1}" of the patched working copy.

Cause: An attempt to move or upgrade the database failed because the source groups and patched working copy groups were different.

Action: Create or specify a patched working copy with the same groups as the source home and retry the move or upgrade database operation.

PRGO-01619: The groups "{0}" of the source home are not configured in the patched working copy.

Cause: An attempt to move or upgrade the database failed because some of the source groups were not configured in the patched working copy.

Action: Create or specify a patched working copy which contains the missing groups and retry the move or upgrade database operation.

PRGO-01620: The groups "{0}" of the patched working copy are not configured in the source home.

Cause: An attempt to move the database failed because some of the patched working copy groups were not configured in the source home.

Action: Create or specify a patched working copy which does not contain the additional groups and retry the move database operation.

PRGO-01623: A previously failed 'addnode' operation with nodelist "{0}" exists. Use '-force' option to override.

Cause: An attempt to add nodes to a working copy was rejected because a previously failed 'addnode' operation with the indicated node list was detected, and the specified node list was not a proper subset of the indicated node list, or the '-force' option was not provided.

Action: Reissue the command 'rhpctl addnode gihome' either specifying a node list that is a proper subset of the indicated node list of the failed 'addnode' operation or specifying the '-force' option to clear the previously failed 'addnode' operation.

PRGO-01624: A complete working copy was not found on the specified client {0}.

Cause: An attempt to add nodes to a cluster was rejected because a complete working copy was not found on the specified client.

Action: Reissue the command 'rhpctl addnode gihome' either after performing a 'move gihome' operation on the specified client, or specifying a client with a complete working copy.

PRGO-01627: The groups "{0}" of the Oracle Grid Infrastructure home do not match the groups "{1}" of the patched working copy.

Cause: An attempt to move or upgrade the Oracle Grid Infrastructure home was rejected because the source groups and patched working copy groups were different.

Action: Create or specify a patched working copy with the same groups as the source home and retry the command.

PRGO-01628: The groups "{0}" of the Oracle Grid Infrastructure home are not configured in the patched working copy.

Cause: An attempt to move or upgrade the Oracle Grid Infrastructure home was rejected because some of the source groups were not configured in the patched working copy.

Action: Create or specify a patched working copy which contains the missing groups and retry the command.

PRGO-01629: The groups "{0}" of the patched working copy are not configured in the Oracle Grid Infrastructure home.

Cause: An attempt to move the Oracle Grid Infrastructure home was rejected because some of the patched working copy groups were not configured in the Oracle Grid Infrastructure home.

Action: Create or specify a patched working copy which does not contain the additional groups and retry the command.

PRGO-01630: Disk group "{0}" already exists on the target system.

Cause: The attempted 'verify client' operation failed because the disk group name provided in the response file already existed on the target system.

Action: Specify a different disk group name in the response file.

PRGO-01632: Improper '-dbversion' option specified with image type with base type ORACLEGISOFTWARE.

Cause: An attempt to query images was rejected because the '-dbversion' option was specified together with an image type with base type ORACLEGISOFTWARE. The obsolete '-dbversion' option is applicable only with image types with base type ORACLEDBSOFTWARE.

Action: Either specify the version with '-version' option or specify an image type with base type ORACLEDBSOFTWARE and retry the command.

PRGO-01633: unexpected option '-responsefile' specified when adding working copy "{0}" from an image of base type other than ORACLEGISOFTWARE

Cause: An attempt to add the indicated working copy was rejected because the '-responsefile' option was supplied and this option is permitted only when adding a working copy from an image of base type ORACLEGISOFTWARE.

Action: Retry the operation without specifying the '-responsefile' option.

PRGO-01634: Invalid '-sourcehome' option specified for 'move gihome' operation.

Cause: The '-sourcehome' option value specified is not a valid absolute path for the source home.

Action: Supply a valid source home path and retry.

PRGO-01635: unable to retrieve group information for user "{0}"

Cause: An attempt to retrieve the indicated user's group information using the 'id' command failed.

Action: Examine the accompanying error messages, address the described issues, and retry.

PRGO-01636: Oracle Inventory already exists on nodes "{0}".

Cause: An attempt to add a working copy was rejected as Oracle Inventory exists on the indicated nodes.

Action: Reissue the 'add working copy' command after cleaning up the Oracle Inventory on the indicated nodes. Refer to the Oracle documentation for details.

PRGO-01637: The '-asmclientdata' option required for creating a working copy on an application cluster is not specified.

Cause: An attempt to create a working copy on an application cluster was rejected because the '-asmclientdata' option was not specified.

Action: Retry the 'rhpctl add workingcopy' command specifying the '-asmclientdata' option.

PRGO-01638: The GI home of cluster {0} is not an RHP working copy.

Cause: An attempt to delete nodes from the specified cluster was rejected because the Grid Infrastructure home of that cluster was not deployed by Rapid Home Provisioning (RHP).

Action: Execute the 'rhpctl move gihome' operation for the specified cluster and retry the 'rhpctl deletenode gihome' operation, or retry the 'rhpctl deletenode gihome' operation specifying a client with a complete working copy.

PRGO-01640: failed to validate that Oracle home "{0}" on node {1} is of platform {2}

Cause: An attempt to import the specified Oracle home as an image failed because it could not be validated that the specified Oracle home on the specified node was of the indicated platform.

Action: Examine the accompanying error messages for more information, address the reported issues, and retry.

PRGO-01641: The specified user "{0}" is not registered with an email address to receive email notifications.

Cause: An attempt to subscribe to a series failed because the specified user did not have a registered email address.

Action: Execute the command with a user having a registered email address.

PRGO-01642: destination working copy "{0}" is not based on Oracle Layered File System

Cause: An attempt to move to the specified working copy failed as the specified working copy was not based on an Oracle Layered File System.

Action: Reissue the 'move gihome' command specifying a destination working copy that is based on an Oracle Layered File System.

PRGO-01646: Working copy "{0}" is not provisioned on this RHP Client.

Cause: An attempt to add or delete a database instance was rejected because the specified working copy was not provisioned on this Rapid Home Provisioning (RHP) Client.

Action: Either 1) Retry the command on the RHP Client where the specified working copy is provisioned, or 2) Retry the command from the RHP Server.

PRGO-01647: Database "{0}" is a single-instance database.

Cause: An attempt to add or delete an instance of the indicated database was rejected because single-instance databases do not support these operations.

Action: None

PRGO-01648: Working copy '{0}' is an Oracle single-instance database home.

Cause: An attempt to add or delete a database instance was rejected because single-instance databases do not support these operations.

Action: None

PRGO-01649: The base image type "{0}" of working copy "{1}" is incompatible with 'addnode database' and 'deletenode database'.

Cause: An attempt to add or delete a database instance was rejected because the base image type of the specified working copy was not ORACLEDBSOFTWARE.

Action: Specify a working copy with base image type ORACLEDBSOFTWARE and retry the command.

PRGO-01650: Database "{0}" is not running.

Cause: An attempt to add or delete an instance of the specified database was rejected because the database was not running.

Action: Start the specified database and retry the command.

PRGO-01651: Database "{0}" is not an administrator-managed database.

Cause: An attempt to add or delete an instance of the specified database was rejected because these operations are only required for administrator-managed databases.

Action: Refer to the product documentation for details on how to add or delete instances of a policy-managed database.

PRGO-01653: An invalid value "{0}" for the cluster type parameter was specified in the response file

Cause: An attempt to validate the response file or provision

Action: Refer to the product documentation for valid cluster type values.

PRGO-01654: 'addnode' and 'deletenode' for an Oracle Grid Infrastructure home is not supported by the Rapid Home Provisioning Client.

Cause: The attempted 'addnode' or 'deletenode' operation for an Oracle Grid Infrastructure home was rejected because it is not supported by the Rapid Home Provisioning Client.

Action: Retry the command from the Rapid Home Provisioning Server.

PRGO-01655: Rolling patch is not possible because there is only one active Hub Node. Specify the '-nonrolling' option to perform non-rolling patch.

Cause: An attempt to perform a rolling patch was rejected because there was only one active Hub Node on the client cluster.

Action: Reissue the command 'move gihome' providing the '-nonrolling' option to perform non-rolling patch.

PRGO-01656: specified destination working copy has different Oracle base "{0}" from source working copy "{1}"

Cause: An attempt to move to the specified working copy failed because it had a different Oracle base from the indicated source working copy.

Action: Reissue the command 'move gihome' specifying a destination working copy that has the same Oracle base as the source working copy.

PRGO-01657: The -targetnode and either the -root or -sudouser option must be specified.

Cause: An attempt to add a working copy was rejected because the working copy version was less than 12.2 and either the -targetnode was not specified, or the targetnode was specified without the -root or -sudouser option.

Action: Retry the operation specifying the -targetnode and either the -root or the -sudouser option.

PRGO-01660: unsupported option '-local' specified when adding working copy "{0}" from an image of base type other than ORACLEGISOFTWARE

Cause: An attempt to add the indicated working copy was rejected because the '-local' option was supplied and this option is permitted only when adding a working copy from an image of base type ORACLEGISOFTWARE.

Action: Retry the operation without specifying the '-local' option.

PRGO-01661: The specified command is not supported on version "{0}".

Cause: The attempted operation was rejected because it was not supported for the indicated version.

Action: Refer to the product documentation for the supported version and retry.

PRGO-01662: The specified command is not supported.

Cause: The attempted operation was rejected because it was not supported.

Action: Refer to the product documentation.

PRGO-01664: The specified source working copy "{0}" is a software-only working copy.

Cause: An attempt to move or upgrade an Oracle Grid Infrastructure working copy was rejected because the indicated working copy was a software-only working copy.

Action: Retry the operation specifying an active, configured Oracle Grid Infrastructure home as the source.

PRGO-01666: deleting the last instance of database "{0}" is not permitted

Cause: An attempt to delete instances of the specified database was rejected because 'rhpctl deletenode database' may not be used to delete the last instance of a database.

Action: Retry the operation specifying a subset of instances.

PRGO-01667: Database "{0}" does not belong to working copy "{1}".

Cause: An attempt to add or delete an instance of the specified database was rejected because the specified database does not belong to the specified working copy.

Action: Retry the operation specifying a database with its associated working copy.

PRGO-01668: The value supplied "{0}" for cluster node is more or less than the required information.

Cause: The command was rejected because the indicated value supplied as a node specification was either more or less than the required information.

Action: Retry the command providing a node specification in the form "`<node_name>`" for an Application cluster, in the form "`<node_name>:<node_vip>[:<node_role>]`" for a Flex cluster, and in the form "`<node_name>:<node_vip>`" for a non-Flex cluster.

PRGO-01669: Invalid credentials option specified for target node {0} belonging to cluster {1}, which is of version 12.2 or higher, and which has RHPC enabled.

Cause: An attempt to import an image was rejected because either `-sudouser` or `-root` was specified with `-targetnode` for a node belonging to a cluster of version 12.2 or higher where the Rapid Home Provisioning Client (RHPC) was enabled.

Action: Retry the operation using the `-client` option instead of the `-sudouser` or `-root` options.

PRGO-01670: Invalid credentials option was specified for target node {0} belonging to cluster {1}, which is of version 12.2 or higher, and which has the RHPC disabled.

Cause: An attempt to import an image was rejected because either `-sudouser` or `-root` was specified with `-targetnode` for a node belonging to a cluster of version 12.2 or higher where the Rapid Home Provisioning Client (RHPC) was disabled.

Action: Enable the RHPC on the indicated cluster, then retry the operation using the `-client` option instead of the `-sudouser` or `-root` options.

PRGO-01671: Invalid credentials option specified for target node {0} belonging to cluster {1}, which is of version 12.2 or higher, and where RHPC is not configured.

Cause: An attempt to import an image was rejected because either `-sudouser` or `-root` was specified with `-targetnode` for a node belonging to a cluster of version 12.2 or higher, where the Rapid Home Provisioning Client (RHPC) was not configured.

Action: Configure and start an RHPC on the indicated cluster, then retry the operation using the `-client` option instead of the `-sudouser` or `-root` options.

PRGO-01672: First node "{0}" is not a Hub Node.

Cause: An attempt to patch Oracle Clusterware was rejected because the indicated node, specified as the first node, was not a Hub Node.

Action: Reissue the command specifying a Hub Node as the first node.

PRGO-01673: An invalid value "{0}" for the cluster configuration parameter was specified in the response file

Cause: An attempt to validate the response file or provision

Action: Refer to the product documentation for valid

PRGO-01674: error while importing the client cluster certificate

Cause: An error occurred while importing the client cluster certificate.

Action: Examine the accompanying errors for more information, address issues and retry.

PRGO-01675: failed to delete working copy\n{0}

Cause: An attempt to delete working copy failed during the cleanup of the Oracle Grid Infrastructure. The accompanying messages provide detailed failure information.

Action: Examine the accompanying error messages, address the described issues, and retry.

PRGO-01676: Re-execution of 'add workingcopy' rejected because the file '{0}' specified by response file parameter '{1}' differs from the one originally specified.

Cause: Re-execution of the 'add workingcopy' command failed because the file contents did not match the one used for the original execution.

Action: Retry the command with the same file contents used for the first execution of the command.

PRGO-01677: The specified target node "{0}" option is invalid for the cluster of version "{1}".

Cause: An attempt to add nodes to a cluster failed because the cluster was of a version prior to 12.2, and the target node specified was not one of the existing cluster nodes.

Action: Reissue the command after revising the target node option.

PRGO-01678: the -continue option is only supported for batch and smart move operations

Cause: An attempt to move the Oracle Grid Infrastructure home was rejected because the -continue option was specified and the move operation requested was not a batch move or smart move operation.

Action: Retry the command using the same options as were originally specified for the move operation that is to be continued.

PRGO-01679: The specified node "{0}" is not a part of the specified cluster "{1}".

Cause: The command was rejected because the indicated node was not a member of the indicated cluster.

Action: Reissue the command with a valid pair of cluster and node name.

PRGO-01684: Option -client is invalid when executing from an RHPC cluster.

Cause: An attempt to add a working copy was rejected because the command was executed specifying the -client option, which was not allowed on a Rapid Home Provisioning Client (RHPC) cluster.

Action: Reissue the command without specifying the -client option.

PRGO-01685: Oracle home "{0}" does not exist on nodes "{1}".

Cause: An attempt to delete a working copy with base image type ORACLEDBSOFTWARE failed because the indicated path did not exist on the indicated nodes.

Action: If the indicated home is an Oracle RAC home, specify a node using -targetnode on which the home does exist, or specify -force to remove the working copy metadata.

PRGO-01686: Move of gihome is not allowed from Rapid Home Provisioning Client where both the source and the destination working copies are based on the Oracle Layered File System.

Cause: An attempt to move to the specified working copy on the Rapid Home Provisioning Client was rejected because both the source and the destination working copies are based on the Oracle Layered File System.

Action: Reissue the 'move gihome' command from the Rapid Home Provisioning Server.

PRGO-01687: failure to add node "{0}" because the GNS is not configured

Cause: The Oracle Grid Infrastructure did not allow a Leaf Node to be added as part of this Oracle Cluster configuration because the Grid Naming Service (GNS) was not configured.

Action: Specify a Hub Node or configure the GNS using the command 'srvctl add gns' and retry the operation.

PRGO-01688: The '-clustermanifest' option required for creating a working copy on an application cluster is not specified.

Cause: An attempt to create a working copy on an application cluster was rejected because the '-clustermanifest' option was not specified.

Action: Retry the 'rhpctl add workingcopy' command specifying the '-clustermanifest' option.

PRGO-01689: The target node option is specified for the cluster of version "{0}".

Cause: An attempt to add nodes to a cluster failed because the cluster was version 12.2 or later, and the target node option was specified but should not have been.

Action: Reissue the command without specifying the target node option.

PRGO-01690: The -targetnode and either the -root or -sudouser option must be specified.

Cause: An attempt to move a Grid Infrastructure home in a nonrolling manner was rejected because the -targetnode was not specified or the targetnode was specified without the -root or -sudouser option.

Action: Retry the operation specifying the -targetnode and either the -root or the -sudouser option.

PRGO-01691: The move operation was rejected because the patched working copy "{0}" is missing the patches for bug numbers "{1}" which are present in the source Oracle home "{2}".

Cause: Some patches were present in the source Oracle home that were missing in the patched working copy.

Action: Rerun the move command with the '-ignorewcpatches' option or specify a patched working copy with at least the same patches applied as the source Oracle home.

PRGO-01693: missing "-nonrolling" option for moving a database to an Oracle home that has non-rolling patch {0}

Cause: An attempt to move an Oracle RAC database was rejected because the destination Oracle home contained the indicated patch which was a non-rolling patch, but the '-nonrolling' option was not specified.

Action: Reissue the command specifying the '-nonrolling' option.

PRGO-01694: The 'setupSSH' option is not supported for images whose version is earlier than 12.2.

Cause: An attempt to set up passwordless SSH user equivalence was rejected because the image was of a version earlier than 12.2.

Action: None

PRGO-01695: The credentials required for passwordless SSH user equivalence set up are missing.

Cause: An attempt to set up passwordless SSH user equivalence using the '-setupSSH' option of rhpctl was rejected because the required credentials were missing.

Action: Provide the credentials needed for passwordless SSH user equivalence set up and retry the operation.

PRGO-01696: Rapid Home Provisioning pre-check failed.

Cause: Rapid Home Provisioning pre-check failed on the cluster to be provisioned. The accompanying messages provide detailed failure information.

Action: Examine the accompanying error messages, address the issues described, and retry.

PRGO-01697: Rapid Home Provisioning pre-check failed because SSH user equivalence was not set up on the remote nodes.

Cause: Rapid Home Provisioning pre-check failed on the cluster to be provisioned because the nodes did not have passwordless SSH user equivalence for the provisioning user.

Action: Run the 'rhpctl verify client' command with the '-fixup' and '-setupSSH' options to set up passwordless SSH user equivalence and retry the provisioning operation.

PRGO-01698: File "{0}" already exists.

Cause: An attempt to export the Rapid Home Provisioning (RHP) schema to the specified file failed because the file already existed.

Action: Remove or rename the existing file or specify a file that does not exist and retry the command.

PRGO-01699: More than one node is specified for provisioning a single instance database home.

Cause: The number of nodes specified for a single instance database home provisioning was greater than one.

Action: Specify only one node for the -node option.

PRGO-01700: Failure occurred while adding user "{0}" to authorize operations on the Oracle ACFS file system using volume device "{1}".

Cause: An attempt to add the specified user to authorize operations on the Oracle ACFS file system using the indicated volume device encountered a failure. The accompanying messages provide detailed failure information.

Action: Examine the accompanying error messages, address the issues described, and retry the operation.

PRGO-01701: failure to copy Oracle home "{0}" to node "{1}"

Cause: An attempt to copy the specified Oracle home to the given node encountered a failure. The accompanying messages provide detailed failure information.

Action: Examine the accompanying error messages, address the issues described, and retry the operation.

PRGO-01702: Failure occurred while provisioning an Oracle home.

Cause: An attempt to provision an Oracle home encountered a failure. The accompanying messages provide detailed failure information.

Action: Examine the accompanying error messages, address the issues described, and retry the operation.

PRGO-01703: Failure occurred while provisioning an Oracle Grid Infrastructure working copy "{0}".

Cause: An attempt to provision an Oracle Grid Infrastructure working copy encountered a failure. The accompanying messages provide detailed failure information.

Action: Examine the accompanying error messages, address the issues described, and retry the operation.

PRGO-01704: Failure occurred while deconfiguring an Oracle Grid Infrastructure cluster.

Cause: An attempt to deconfigure an Oracle Grid Infrastructure cluster encountered a failure. The accompanying messages provide detailed failure information.

Action: Examine the accompanying error messages, address the issues described, and retry the operation.

PRGO-01705: Failure occurred while adding client "{0}".

Cause: An attempt to add a client encountered a failure. The accompanying messages provide detailed failure information.

Action: Examine the accompanying error messages, address the issues described, and retry the operation.

PRGO-01706: Failure occurred while adding nodes "{0}" to an Oracle Grid Infrastructure cluster.

Cause: An attempt to add the specified nodes to an Oracle Grid Infrastructure cluster encountered a failure. The accompanying messages provide detailed failure information.

Action: Examine the accompanying error messages, address the issues described, and retry the operation.

PRGO-01707: Failure occurred while executing Cluster Verification Utility.

Cause: An attempt to execute a command using the Cluster Verification Utility encountered a failure. The accompanying messages provide detailed failure information.

Action: Examine the accompanying error messages, address the issues described, and retry the operation.

PRGO-01708: Failure occurred while executing discover client operation.

Cause: An attempt to execute a discover client operation encountered a failure. The accompanying messages provide detailed failure information.

Action: Examine the accompanying error messages, address the issues described, and retry the operation.

PRGO-01709: Failure occurred while upgrading an Oracle Grid Infrastructure cluster.

Cause: An attempt to upgrade an Oracle Grid Infrastructure cluster encountered a failure. The accompanying messages provide detailed failure information.

Action: Examine the accompanying error messages, address the issues described, and retry the operation.

PRGO-01710: Failure occurred while moving Oracle Grid Infrastructure home "{0}" to "{1}".

Cause: An attempt to move Oracle Grid Infrastructure home from the specified source to the specified destination encountered a failure. The accompanying messages provide detailed failure information.

Action: Examine the accompanying error messages, address the issues described, and retry the operation.

PRGO-01711: Failure occurred during export of credentials for client "{0}".

Cause: An attempt to export the credentials for the specified client encountered a failure. The accompanying messages provide detailed failure information.

Action: Examine the accompanying error messages, address the issues described, and retry the operation.

PRGO-01712: failure to retrieve the Rapid Home Provisioning Server user

Cause: An attempt to retrieve the Rapid Home Provisioning server user encountered a failure. The accompanying messages provide detailed failure information.

Action: Examine the accompanying error messages, address the issues described, and retry the operation.

PRGO-01713: failure to retrieve working copy "{0}" information

Cause: An attempt to retrieve the specified working copy information encountered a failure. The accompanying messages provide detailed failure information.

Action: Examine the accompanying error messages, address the issues described, and retry the operation.

PRGO-01714: Failure occurred during deletion of database "{0}" at Oracle home location "{1}".

Cause: An attempt to delete the specified database at the indicated Oracle home location encountered a failure. The accompanying messages provide detailed failure information.

Action: Examine the accompanying error messages, address the issues described, and retry the operation.

PRGO-01716: The site version {0} is lower than the destination working copy version {1}.

Cause: An attempt to upgrade an Oracle RAC database failed because the site version was lower than the destination working copy version.

Action: Ensure that the destination working copy version is equal to or lower than the site version.

PRGO-01717: Databases "{0}" are currently being moved from working copy {1} to working copy {2}.

Cause: An attempt to move databases was rejected because the indicated databases were not completely moved between the indicated working copies.

Action: Retry after completing or reverting the ongoing move operation.

PRGO-01718: Databases "{0}" are currently being moved from Oracle home at {1} to working copy {2}.

Cause: An attempt to move databases was rejected because the indicated databases were not completely moved from the indicated Oracle home to the indicated working copy.

Action: Retry after completing or reverting the ongoing move operation.

PRGO-01719: the -continue option is only supported for batch and smart move operations

Cause: An attempt to move databases was rejected because the -continue option was specified but the move operation requested was not a batch move or smart move operation.

Action: Resume the move operation by re-issuing the command with the options that were originally specified. Do not include the '-continue' option.

PRGO-01720: Rapid Home Provisioning pre-check fails with warning messages.

Cause: The Rapid Home Provisioning pre-check failed with warning messages on the cluster to be provisioned. The accompanying messages provide detailed information.

Action: Examine the accompanying warning messages, address the described issues, and retry, or ignore the warnings.

PRGO-01721: invalid '-oraclebase' option provided for provisioning a software-only GI working copy where '-local' was not specified and the local node is not a member of the RHPS cluster

Cause: An attempt to provision a software-only Oracle Grid Infrastructure working copy with the 'rhpctl add workingcopy' command was rejected because the '-oraclebase' option was supplied incorrectly. The '-oraclebase' option can be supplied only in conjunction with the '-local' option to create a local working copy only when the local node is a member of the Rapid Home Provisioning Server (RHPS) cluster.

Action: When provisioning a software-only Oracle Grid Infrastructure working copy for the local node in RHPS cluster, specify the '-oraclebase' option and the '-local' option. The '-local' option is not supported for nodes in client clusters.

PRGO-01722: unable to delete working copy {0} because the home path is different across nodes "{1}"

Cause: An attempt to delete the indicated working copy was rejected because the home path was different across nodes.

Action: Perform the necessary steps to complete any earlier patching or upgrade operation and ensure that the home path is same on all nodes before attempting to delete the working copy.

PRGO-01723: The specified target node "{0}" is a part of the RHPS cluster.

Cause: An attempt to add a client on the target node was rejected because this node was already registered with the Rapid Home Provisioning Server (RHPS) cluster.

Action: Reissue the command with a target node outside of the RHPS cluster.

PRGO-01724: missing '-path' option when '-local' option was not specified

Cause: An attempt to provision a software-only Oracle Grid Infrastructure working copy with the 'rhpctl add workingcopy' command was rejected because the '-path' option was missing. The '-path' option is mandatory when the '-local' option is not supplied.

Action: Retry the command specifying the '-path' option.

PRGO-01725: Removing node {0} as a candidate server for Oracle RAC One Node database {1} is not permitted.

Cause: An attempt to remove the specified node as a candidate server for the specified Oracle RAC One Node database was rejected because the specified database was running on the node.

Action: Retry the operation specifying a different node or reissue the same command after relocating the specified database.

PRGO-01726: Option -{0} is invalid when executing from an RHPC cluster.

Cause: An attempt to execute an operation was rejected because the specified option was not allowed on a Rapid Home Provisioning Client (RHPC) cluster.

Action: Reissue the command specifying a valid option.

PRGO-01728: failed to parse the date "{0}"

Cause: An attempt to execute an operation was rejected because the indicated date specification did not conform with the format "yyyy-MM-dd".

Action: Retry the operation specifying a valid date.

PRGO-01729: Database "{0}" has no instances configured on nodes: "{1}".

Cause: An attempt to delete instances of the indicated database on the indicated nodes failed because that database had no instances configured on those nodes.

Action: None

PRGO-01730: User "{0}" lacks the authority to perform the 'enable osconfig' operation.

Cause: An attempt to run the command 'rhpcctl enable osconfig' was rejected because the user did not have root or Administrator privileges.

Action: Retry the command from a user ID that has root or Administrator privileges.

PRGO-01731: User "{0}" lacks the authority to perform the 'disable osconfig' operation.

Cause: An attempt to run the command 'rhpcctl disable osconfig' was rejected because the user did not have root or Administrator privileges.

Action: Retry the command from a user ID that has root or Administrator privileges.

PRGO-01732: No working copy is configured on cluster "{0}".

Cause: An attempt to patch Oracle databases in the indicated cluster using the '-auto' option failed because the cluster had no working copy created from an image of type ORACLEDBSOFTWARE.

Action: Retry the operation after provisioning working copies from images of type ORACLEDBSOFTWARE on the indicated cluster.

PRGO-01733: No database in cluster "{0}" is being moved.

Cause: An attempt to patch Oracle databases in the indicated cluster using the '-auto' option failed because the specified user input resulted in none of the databases in the cluster being identified as databases which needed to be patched.

Action: Retry the operation after ensuring that the inputs for options: '-dbhomes', '-only', and '-except' are not excluding all databases in the indicated cluster from being patched.

PRGO-01734: No database exists in cluster "{0}".

Cause: An attempt to patch Oracle databases in the specified cluster using the '-auto' option failed because no database existed in the cluster.

Action: Reissue the command without specifying the '-auto' option.

PRGO-01735: Working copy "{0}" is not a valid patched working copy for source working copy "{1}".

Cause: An attempt to patch Oracle databases using the '-auto' option failed because the pairing of the specified source working copy to the specified patched working copy using the '-dbhomes' option was invalid. The accompanying messages provide more details.

Action: Examine the accompanying messages and resolve any issues identified there. Reissue command specifying a valid pairing of source working copy to the patched working copy using the '-dbhomes' option.

PRGO-01740: Working copy "{0}" is not a valid patched working copy for source Oracle home "{1}".

Cause: An attempt to patch Oracle databases using the '-auto' option failed because the pairing of the specified source Oracle home to the specified patched working copy using the '-dbhomes' option was invalid. The accompanying messages provide more details.

Action: Examine the accompanying messages and resolve any issues identified there. Reissue the command specifying a valid pairing of source Oracle home to patched working copy using the '-dbhomes' option.

PRGO-01750: One or more of the specified batches contain multiple nodes.

Cause: An attempt to perform a patching operation in batch mode on a cluster whose version is earlier than 12.2.0.1 was rejected because one or more of the specified batches contained multiple nodes. Batches containing more than one node are not supported for Grid Infrastructure versions prior to 12.2.0.1.

Action: Retry the operation, ensuring that every batch contains only one node.

PRGO-01754: Batches "{0}" have already been completed.

Cause: An attempt to perform a patching operation in batch mode was rejected because the patching operation had already been completed on the specified batches.

Action: Retry the operation specifying nodes that have not been patched.

PRGO-01755: The option '-targetnode' is invalid when adding a working copy for an image of type 'SOFTWARE'.

Cause: An attempt to add a working copy for an image of type SOFTWARE was rejected because an invalid option ('-targetnode') was specified.

Action: Rerun the 'add workingcopy' command specifying the option '-node' instead of '-targetnode'.

PRGO-01756: The patched working copy "{0}" is missing the mandatory patches for bug numbers "{1}".

Cause: An attempt to move a database to the indicated patched working copy was rejected because it did not include the mandatory patches for the indicated bugs.

Action: Apply the mandatory patches in the patched working copy or specify an image with the mandatory patches to create the patched working copy and retry the command.

PRGO-01757: The groups "{0}" specified in the '-groups' option in the command 'add workingcopy' is missing one or more groups for this image type and version.

Cause: All the required groups were not specified in the '-groups' option in the command 'add workingcopy', given the type and version of the image.

Action: Reissue the command with all valid groups for this image type and version. Valid group keywords for Grid Infrastructure Provisioning: Versions 11.2,12.1,12.2: OSDBA,OSOPER,OSASM Valid group keywords for Database Provisioning: Version 11.2: OSDBA,OSOPER Version 12.1: OSDBA,OSOPER,OSBACKUP,OSDG,OSKM Version 12.2: OSDBA,OSOPER,OSBACKUP,OSDG,OSKM,OSRAC

PRGO-01758: invalid configuration details specified for configuring Grid Infrastructure Management Respository disk group in the response file

Cause: An attempt to validate the response file or provision an Oracle Domain Services Cluster failed because invalid configuration details for the Grid Infrastructure Management Respository disk group were specified in the response file.

Action: Refer to the product documentation for valid Grid Infrastructure Management Repository disk group settings for configuring Oracle Domain Services Cluster. Specify the required details to create a new disk group in the response file and retry the command.

PRGO-01759: invalid configuration details specified for configuring Grid Naming Service in the response file

Cause: An attempt to validate the response file or provision an Oracle Domain Services Cluster failed because invalid configuration details for the Grid Naming Service were specified in the response file.

Action: Refer to the product documentation for valid Grid Naming Service settings for configuring Oracle Domain Services Cluster. Specify the required details to create Grid Naming Service in the response file and retry the command.

PRGO-01760: storage type other than LOCAL specified for provisioning an Oracle home based on an Oracle Layered File System

Cause: An attempt to provision an Oracle home based on an Oracle Layered File System failed because the storage type specified was not LOCAL.

Action: Retry the command specifying the storage type as LOCAL or by leaving it unspecified and accepting the default.

PRGO-01761: Rapid Home Provisioning precheck failed because of invalid value or values in the response file "{0}"

Cause: Rapid Home Provisioning precheck failed on the cluster that was to be provisioned. The accompanying messages provide detailed failure information.

Action: Modify the response file to address the issues described by the accompanying messages, and retry the operation.

PRGO-01762: cannot complete the delete-database operation because there was no instance of database "{0}" running on any node

Cause: An attempt to delete the indicated database using the '-targetnode' option was rejected because there was no instance of that database running on any node.

Action: Start an instance of the database, if necessary, by first adding the working copy for the indicated database on at least one node.

PRGO-01763: unable to delete working copy "{0}" because the remote cluster has other active Oracle homes in the inventory

Cause: An attempt to delete the indicated working copy was rejected because other active Oracle homes were found in the inventory on the remote cluster.

Action: Perform the necessary steps to remove other active Oracle homes on the remote cluster before attempting to delete the specified working copy.

PRGO-01766: The specified target node "{0}" is one of the new nodes to be added to the cluster.

Cause: An attempt to add nodes to a cluster failed because the target node specified was one of the new nodes to be added.

Action: Reissue the command, specifying one of the existing nodes as the target node.

PRGO-01767: The nodes "{0}" to be added already exist in the cluster.

Cause: An attempt to add nodes to a cluster was rejected because the indicated nodes were already part of cluster.

Action: Reissue the command, excluding nodes that are already part of the cluster.

PRGO-01768: Failed to delete image series "{0}" because there are users subscribed to it.

Cause: An attempt to delete an image series failed because there were users subscribed to it.

Action: Unsubscribe all users from the series and reissue the command.

PRGO-01769: Cluster nodes string "{0}" has roles specified which are not valid unless provisioning an Oracle Flex Cluster.

Cause: An attempt to add a working copy was rejected because node roles were specified when provisioning a non-flex Cluster.

Action: Specify the value for the cluster nodes in the form "`<node_name>:<node_vip>`" or specify the cluster type as FLEX.

PRGO-01770: illegal combination of options '-node' and '-targetnode'

Cause: An attempt to provision a single instance Oracle home on a standalone non-cluster node was rejected because both '-targetnode' and '-node' were specified.

Action: Reissue the command specifying either '-targetnode' or '-node', but not both.

PRGO-10211: Invalid option specified when retrieving information for image series

Cause: An invalid combination of the '-series', '-image' and '-client' options was specified.

Action: Supply the correct combination of the '-series', '-image' and '-client' options when running 'rhpctl config series'. Only the following combinations are allowed: 1) no option 2) -client option only 3) -image option only 4) -series option only 5) -series and -client options only

PRGO-10321: User "{0}" lacks the authority to perform the 'config role' operation.

Cause: The user running the 'rhpctl config role' command did not have the required authorization.

Action: Request the authorization from your administrator or perform the operation from a user ID that has the required authorization.

PRGO-10391: User "{0}" lacks the authority to perform the 'config image' operation.

Cause: The user running the 'rhpcctl config image' command did not have the required authorization.

Action: Request the authorization from your administrator or perform the operation from a user ID that has the required authorization.

PRGO-10461: User "{0}" lacks the authority to query series.

Cause: The user running the 'rhpcctl query series' command did not have the required authorization.

Action: Request the authorization from your administrator or perform the operation from a user ID that has the required authorization.

PRGO-10481: User "{0}" lacks the authority to perform the 'config working copy' operation.


Cause: The user running the 'rhpcctl config workingcopy' command did not have the required authorization.

Action: Request the authorization from your administrator or perform the operation from a user ID that has the required authorization.

PRGO-11371: User "{0}" lacks the authority to perform the 'query client' operation.

Cause: The user running the 'rhpcctl query client' command did not have the required authorization.

Action: Request the authorization from your administrator or perform the operation from a user ID that has the required authorization.



PRGR-00100 to PRGR-00170

PRGR-00100: The specified state "{0}" is invalid.

Cause: An incorrect image state was specified.

Action: Specify one of TESTABLE, RESTRICTED, or PUBLISHED.

PRGR-00101: The specified privilege "{0}" is invalid.

Cause: An incorrect privilege name was specified.

Action: Specify one of READ, WRITE, or DELETE.

PRGR-00102: Failed to connect to repository database "{0}": {1}

Cause: An attempt to establish a database connection for the Grid Infrastructure Management Repository database failed.

Action: Address the accompanying error messages and retry the command.

PRGR-00103: The repository object already exists in the database : \n{0}

Cause: An attempt was made to store a repository object to the database when it was already present in it.

Action: Either delete the currently stored repository object, or avoid rewriting the same repository object into the database.

PRGR-00104: The database connection context is in incorrect state and therefore cannot be written to the database.

Cause: The connection to the database may have been closed.

Action: Ensure that the database and the listener are running and retry.

PRGR-00105: Illegal argument passed to the entity manager.

Cause: An illegal argument was passed to an entity manager operation.

Action: Internal error. Contact your Oracle representative.

PRGR-00106: Storing this repository object requires a transaction but no transaction exists.

Cause: Internal error.

Action: Please contact Oracle Support Services.

PRGR-00107: Failed to close database connection context.

Cause: An attempt to close database connection context for repository failed.

Action: The database may have gone offline. Restart the database.

PRGR-00108: Failed to get current OS user.

Cause: An attempt to get current OS user failed.

Action: Look at the accompanying message for more details.

PRGR-00109: Invalid repository object version "{0}".

Cause: The repository object had previously been stored with invalid version.

Action: Delete the repository object object from the database and store it with the correct version.

PRGR-00110: Repository object "{0}" of class "{1}" does not exist.

Cause: The specified repository object does not exist in the repository database.

Action: Specify the correct repository object name.

PRGR-00111: The site type specified "{0}" is invalid; allowed values are "{1}".

Cause: An invalid site type was specified.

Action: Specify the correct site type from the list of values indicated in the error message.

PRGR-00112: Failed to get current cluster name.

Cause: An attempt to get the current cluster name failed.

Action: Internal error. Contact Oracle Support Services.

PRGR-00113: Invalid access control entry type specified.

Cause: The access control entry type can only be USER or ROLE, but an invalid type was specified.

Action: Internal Error. Contact Oracle Support Services.

PRGR-00114: Image "{0}" does not exist.

Cause: An attempt to fetch the specified image from the repository failed because the object does not exist in the repository.

Action: Fetch an image that already exists, or store the specified image into the repository before attempting to fetch it.

PRGR-00115: Image series "{0}" does not exist.

Cause: An attempt to fetch the specified image series from the repository failed because the object does not exist in the repository.

Action: Fetch an image series that already exists, or store the specified image series into the repository before attempting to fetch it.

PRGR-00116: User "{0}" does not exist.

Cause: An attempt to fetch the specified user from the repository failed because the object does not exist in the repository.

Action: Fetch a user that already exists, or store the specified user into the repository before attempting to fetch it.

PRGR-00117: Role "{0}" does not exist.

Cause: An attempt to fetch the specified role from the repository failed because the object does not exist in the repository.

Action: Fetch a role that already exists, or store the specified role into the repository before attempting to fetch it.

PRGR-00118: Working copy "{0}" does not exist.

Cause: An attempt to fetch the specified working copy from the repository failed because the object does not exist in the repository.

Action: Fetch a working copy that already exists, or store the specified working copy into the repository before attempting to fetch it.

PRGR-00119: Site "{0}" does not exist.

Cause: An attempt to fetch the specified site data from the repository failed because the object does not exist in the repository.

Action: Fetch data for a site that already exists, or store the specified site data into the repository before attempting to fetch it.

PRGR-00120: Failed to get an image name.

Cause: An internal error occurred.

Action: Contact Oracle Support Services.

PRGR-00121: Image {0} was not found in this series. Make sure the series and image names are correct.

Cause: The specified image name was not found in the image list of the series.

Action: Make sure the series and image names are correct.

PRGR-00122: The specified image type "{0}" has an invalid base type.

Cause: An incorrect image type was specified.

Action: Specify an image type with a base type of either ORACLEDBSOFTWARE, ORACLEGISoftware, or SOFTWARE.

PRGR-00123: Image "{0}" already exists.

Cause: An attempt to add the specified image to the repository failed because the object already exists in the repository.

Action: Add an image that does not exist, or delete the specified image from the repository before attempting to add it.

PRGR-00124: Image series "{0}" already exists.

Cause: An attempt to add the specified image series to the repository failed because the object already exists in the repository.

Action: Add an image series that does not exist, or delete the specified image series from the repository before attempting to add it.

PRGR-00125: User "{0}" already exists.

Cause: An attempt to add the specified user to the repository failed because the object already exists in the repository.

Action: Add a user that does not exist, or delete the specified user from the repository before attempting to add it.

PRGR-00126: Role "{0}" already exists.

Cause: An attempt to add the specified role to the repository failed because the object already exists in the repository.

Action: Add a role that does not exist, or delete the specified role from the repository before attempting to add it.

PRGR-00127: Working copy "{0}" already exists.

Cause: An attempt to add the specified working copy to the repository failed because the object already exists in the repository.

Action: Add a working copy that does not exist, or delete the specified workingcopy from the repository before attempting to add it.

PRGR-00128: Site "{0}" already exists.

Cause: An attempt to add the specified site to the repository failed because the object already exists in the repository.

Action: Add a site that does not exist, or delete the specified site from the repository before attempting to add it.

PRGR-00129: Invalid holder type "{0}" specified, allowed values are "{1}"

Cause: This is an Oracle internal error.

Action: Call Oracle Support Service.

PRGR-00130: Invalid ACE string: "{0}"

Cause: This is an internal error.

Action: Call Oracle Support Services.

PRGR-00131: Failed to access the database: {0}

Cause: An attempt to access the Grid Infrastructure Management Repository database failed.

Action: Address the accompanying error messages and retry the command. If the database was recently restarted, wait a minute before retrying the command.

PRGR-00132: Client cluster name {0} is the same as the Rapid Home Provisioning Server cluster name.

Cause: An attempt to add the specified client cluster to the repository failed because the client cluster name is the same as the Rapid Home Provisioning Server cluster name.

Action: Specify a different client cluster name.

PRGR-00133: failed to retrieve the platform information from the specified Oracle home path "{0}"

Cause: An error occurred while attempting to retrieve the platform information.

Action: Examine the accompanying errors for more information.

PRGR-00134: failed to execute the requested command to act on the Rapid Home Provisioning repository because the Rapid Home Provisioning Server is running

Cause: A request to act on the Rapid Home Provisioning repository was rejected because this requires the Rapid Home Provisioning Server to be stopped.

Action: Use the command 'srvctl stop rhpserver' or, if necessary, use the command 'srvctl stop rhpserver -force' to stop the Rapid Home Provisioning Server and then retry upgrading the Rapid Home Provisioning repository.

PRGR-00136: invalid version "{0}" specified

Cause: The version specified was an invalid version from which to upgrade.

Action: Specify from which version the upgrade is being done without periods and without a fifth number. For example, for version 12.1.0.2.0, specify 12102.

PRGR-00137: failed to upgrade objects of type {0} due to the following errors:\n{1}

Cause: An attempt to upgrade the objects of the mentioned type failed.

Action: Examine the accompanying errors for more information about the failure for each object.

PRGR-00138: failed to get a user name

Cause: An internal error occurred.

Action: Contact Oracle Support Services.

PRGR-00139: User action "{0}" already exists.

Cause: An attempt to add the specified user action to the repository failed because an action with that name already exists.

Action: Specify a user action name that does not exist or, if appropriate, delete the existing user action before adding this one.

PRGR-00140: User action "{0}" does not exist.

Cause: An attempt to fetch the specified user action from the repository failed because the object did not exist in the repository.

Action: Specify a user action that already exists, or store the specified user action into the repository before attempting to fetch it.

PRGR-00141: Image type "{0}" already exists.

Cause: An attempt to add the specified image type to the repository failed because the image type already existed in the repository.

Action: Add an image type that does not exist, or delete the specified image type from the repository before attempting to add an image type with the same name.

PRGR-00142: Image type "{0}" does not exist.

Cause: An attempt to fetch the specified image type from the repository failed because the object did not exist in the repository.

Action: Fetch an image type that already exists, or store the specified user action into the repository before attempting to fetch it.

PRGR-00143: The specified operation type "{0}" is invalid.

Cause: The specified operation type was not supported by user actions in Rapid Home Provisioning.

Action: Specify either IMPORT_IMAGE, ADD_WORKINGCOPY, DELETE_WORKINGCOPY, ADD_DATABASE, DELETE_DATABASE, MOVE_DATABASE, MOVE_GIHOME, UPGRADE_DATABASE, UPGRADE_GIHOME, ADDNODE_GIHOME, DELETENODE_GIHOME, ADDNODE_DATABASE, DELETENODE_DATABASE, or ADDNODE_WORKINGCOPY.

PRGR-00144: failed to modify the audit record limit because the number of written records is higher than the limit provided

Cause: An attempt to modify the audit record limit failed.

Action: Delete audit records using the command 'rhpctl delete audit'.

PRGR-00145: The specified run scope "{0}" is invalid.

Cause: An invalid value was specified for the '-runscope' parameter.

Action: Specify ONENODE, ALLNODES or AUTO.

PRGR-00146: The value specified for 'onerror' "{0}" is invalid.

Cause: An invalid value was specified for the '-onerror' parameter.

Action: Specify ABORT or CONTINUE.

PRGR-00147: The starting date specified {0} for an audit query is later than the ending date specified {1}.

Cause: An audit query specified an invalid date range.

Action: Ensure that the ending date for the query is later than the starting date.

PRGR-00152: Client "{0}" already exists.

Cause: An attempt to add the indicated client failed because that client already existed.

Action: To add a new client, choose a name that does not exist, or to create the client data file, use the command 'rhpcctl export client'.

PRGR-00153: The policy type "{0}" is invalid.

Cause: An attempt to create a policy was rejected because the specified policy type was invalid.

Action: Retry the operation, specifying a policy type between 0 and 15.

PRGR-00170: Client "{0}" does not exist.

Cause: An attempt to delete a client failed because the indicated client was not found in the repository.

Action: Retry ensuring that the intended client exists and is correctly specified.

PRIF-00001 to PRIF-00053

PRIF-00001: invalid format for network interface

Cause: An invalid network interface was given.

Action: Supply a network interface of the form <if_name>/subnet:<if_type>.

PRIF-00002: invalid network interface type

Cause: An invalid network interface type was given.

Action: Supply one of the valid interface types PUBLIC, CLUSTER_INTERCONNECT or ASM.

PRIF-00003: cannot find the input interface configured

Cause: An attempt was made to access an interface that is not already configured.

Action: Check if the input interface is configured through the "getif" command option.

PRIF-00004: OCR error while deleting the configuration for the given interface

Cause: OCR may have been configured incorrectly or an OCR API failed.

Action: Check if OCR is configured correctly by running ocrdump.

PRIF-00005: invalid syntax for the setif command option

Cause: An invalid syntax was specified for the oifcfg setif command option.

Action: Make sure the syntax for setif is "oifcfg setif {-node *nodename* | -global} {<if_name>/subnet:<if_type>}..."

PRIF-00006: invalid syntax for the getif command option

Cause: An invalid syntax was specified for the oifcfg getif command option.

Action: Make sure the syntax for getif is "oifcfg getif [-node *nodename* | -global] [-if <if_name>/subnet] [-type <if_type>]]..."

PRIF-00007: invalid syntax for the delif command option

Cause: An invalid syntax was specified for the oifcfg delif command option.

Action: Make sure the syntax for delif is "oifcfg delif {{-node *nodename* | -global} [<if_name>/subnet]} [-force] | -force}..."

PRIF-00008: failed to initialize the prifcfg context

Cause: There was a system error.

Action: Check the messages in the log file oifcfg.log.

PRIF-00009: incorrect usage

Cause: Invalid command line options specified for the oifcfg tool.

Action: Run "oifcfg -help" to check the usage for the oifcfg tool.

PRIF-00010: failed to initialize the cluster registry

Cause: The cluster registry was not configured correctly.

Action: Run "ocrdump" to see if the cluster registry was configured properly.

PRIF-00011: cluster registry error

Cause: There was an internal error while operating on the cluster registry.

Action: Check the messages in the log file oifcfg.log.

PRIF-00012: failed to initialize cluster support services

Cause: The cluster support services module was not configured correctly.

Action: Check the messages in the log file oifcfg.log.

PRIF-00013: cluster support services error

Cause: There was an internal error while accessing cluster support services.

Action: Check if Cluster Support Services is running properly.

PRIF-00014: invalid node name

Cause: The node name does not match any of the configured nodes.

Action: Ensure that the supplied node name is one of the node names returned by 'olsnodes'.

PRIF-00015: invalid subnet value specified

Cause: An oifcfg request was rejected because the subnet argument specified was not a valid IPv4 or IPv6 subnet number.

Action: Retry the command specifying a valid IPv4 or IPv6 subnet.

PRIF-00016: invalid syntax for the iflist command option

Cause: An invalid syntax was specified for the oifcfg iflist command option.

Action: Make sure the syntax for iflist is "oifcfg iflist [-p [-n]]."

PRIF-00017: Error in getting the host names in a cluster

Cause: There was an internal error while calling clsgpnp_crs_getcsshosts.

Action: Check the underlying errors shown with this.

PRIF-00018: Error in deleting network information from GPnP profile

Cause: There was an internal error while calling clsgpnp_x_prfDelHostNetInfo.

Action: Check the underlying errors shown with this.

PRIF-00019: Error in getting the network attribute values from GPnP profile

Cause: There was an internal error while calling clsgpnp_x_prfGetNetAttrVal.

Action: Check the underlying errors shown with this.

PRIF-00020: Error in getting the lock for GPnP profile

Cause: There was an internal error while calling clsgpnp_crs_cssLockUpdates.

Action: Check the underlying errors shown with this.

PRIF-00021: Error in getting the GPnP profile

Cause: There was an internal error while calling clsgpnp_getProfile.

Action: Check the underlying errors shown with this.

PRIF-00022: Error in cloning the GPnP profile

Cause: There was an internal error while calling `clsgpnp_getProfile`.

Action: Check the underlying errors shown with this.

PRIF-00023: Error in getting network interface from GPnP profile

Cause: There was an internal error while calling `clsgpnp_x_prfGetHostNetInfo`

Action: Check the underlying errors shown with this.

PRIF-00024: Error in retrieving the network interface from GPnP profile

Cause: Failed to retrieve the network interface information because of underlying errors.

Action: Check the underlying errors shown with this.

PRIF-00025: Error in setting network attribute value in GPnP profile

Cause: There was an internal error while calling `clsgpnp_x_prfSetNetAttrVal`.

Action: Check the underlying errors shown with this.

PRIF-00026: Error in update the profiles in the cluster

Cause: There was an internal error while calling `clsgpnp_crs_ensuredSignAndPush`

Action: Check the underlying errors shown with this.

PRIF-00027: Error in releasing the in memory presentation of GPnP profile

Cause: There was an internal error while calling `clsgpnp_profileDestroy`.

Action: Check the underlying errors shown with this.

PRIF-00028: Error in unlock the GPnP profile

Cause: There was an internal error while calling `clsgpnp_crs_cssUnlockUpdates`.

Action: Check the underlying errors shown with this.

PRIF-00029: Warning: wildcard in network parameters can cause mismatch among GPnP profile, OCR, and system.

Cause: Wildcard syntax was detected in one or more network-related parameters. Although this is allowed, be aware that network particulars (such as interface names and subnets) must be identical on all nodes of the cluster. Using wildcard syntax in network parameters does not allow the network configuration to vary across nodes. This problem with wildcard syntax is limited to 10.2 and 11.1 databases.

Action: If wildcard causes the problem, provide interface name and subnet without wildcard for 10.2 and 11.1 databases.

PRIF-00030: Network information in OCR and GPnP profile differs

Cause: There was mismatched network information in OCR.

Action: Use `'oifcfg setif'` to synchronize the network information from GPnP profile to OCR.

PRIF-00031: Failed to delete the specified network interface because it is the last private interface

Cause: A request to delete the only private network interface was refused because force was not specified.

Action: Specify the `'-force'` option to delete the last private interface, but be aware this may render Oracle Clusterware inoperative.

PRIF-00032: Error in checking for profile availability for host *string*\n *string*

Cause: Failed to set or delete interface because the profile was not available on the specified node.

Action: Make sure that profile is available on all cluster nodes before setting interface or deleting the interface. Examine the accompanying error messages and respond accordingly.

PRIF-00033: Failed to set or delete interface because hosts could not be discovered \n *string*

Cause: An attempt to set or delete an interface failed because hosts could not be discovered or their GPnP profiles could not be accessed.

Action: Ensure that the Oracle GPnP and mDNS daemons are running on all cluster nodes and resolve any other issues reported in accompanying error messages.

PRIF-00034: IPv6 subnets are not supported for cluster interconnect or Oracle ASM network

Cause: An attempt was made to classify an IPv6 subnet as Oracle ASM network or cluster interconnect.

Action: Use an IPv4 subnet for Oracle ASM network and cluster interconnect.

PRIF-00035: Failed to retrieve the OCR registry key [*string*] for global interface [*string*]

Cause: An attempt to get the registry key for the specified global interface from OCR failed.

Action: Delete the interface with invalid key using 'oifcfg delif -global <if_name> [-force]'. Reset the interface using 'oifcfg setif -global <if_name>/subnet:<if_type>'.

PRIF-00036: Failed to retrieve the OCR registry key [*string*] for interface *string* on node *string*

Cause: An attempt to get the registry key for the specified interface from OCR failed.

Action: Delete the interface with invalid key using 'oifcfg delif -node *nodename* <if_name> [-force]'. Reset the interface using 'oifcfg setif -node *nodename* <if_name>/subnet:<if_type>'.

PRIF-00037: duplicate interface type [*string*] specified for interface [*string*]

Cause: An attempt to configure the network was rejected because the indicated interface type was specified more than once for the indicated interface.

Action: Supply a network interface of the form <if_name>/subnet:<if_type>. Make sure to provide a unique combination for <if_name>/subnet:<if_type>

PRIF-00038: Both IPv4 and IPv6 address types are not supported for cluster interconnect.

Cause: An attempt to classify a network as CLUSTER_INTERCONNECT failed because the specified address type did not match the remaining interconnects. All cluster interconnect networks must be of the same address type, either IPv4 or IPv6.

Action: Retry the operation specifying the same address type as the existing interconnects, or, to change the address type for the cluster interconnects delete all of the cluster interconnects and add them back with the same new address type, either IPv4 or IPv6.

PRIF-00039: Error: Oracle Restart installed, oifcfg command is not valid in this environment

Cause: An invalid command was run in an Oracle Restart environment.

Action: Do not use the oifcfg utility in the Oracle Restart environment.

PRIF-00040: failure to delete the specified network interface because it is the last ASM interface

Cause: A request to delete the only ASM network interface was refused because -force was not specified.

Action: Specify the -force option to delete the last ASM interface. However, be aware this may render Oracle Clusterware inoperative.

PRIF-00041: failure to modify the specified network interface because it is the last private interface

Cause: An attempt to modify the network interface type of the only private interface was refused because it may render Oracle Clusterware inoperative.

Action: Do not modify the interface type of the only private interface.

PRIF-00042: failure to modify the specified network interface because it is the last ASM interface

Cause: An attempt to modify the network interface type of the only Oracle ASM interface was refused because it may render Oracle Clusterware inoperative.

Action: Do not modify the interface type of the only Oracle ASM interface.

PRIF-00050: duplicate interface is given in the input

Cause: Duplicate interface is given in the input.

Action: Warning: Supply a network interface of the form <if_name>/subnet:<if_type>. Make sure to provide unique combination for <if_name>/subnet:<if_type> if multiple inputs are provided in the same command line or if the entry already exists.

PRIF-00051: Warning: interface [string] is set to both public and cluster_interconnect

Cause: The interface is set to both public and cluster_interconnect.

Action: Warning: Make sure that the interface is not set to both public and cluster_interconnect.

PRIF-00052: Could not get an immediate lock for GPnP profile. Wait to get the lock ...


Cause: The command was unable to take an exclusive CSS lock with the nowait option.

Action: Ctrl-C if wait for too long. Check the setup of clusterware.

PRIF-00053: Invalid type combination specified for interface [string]

Cause: A network interface specification included both 'public' and 'asm' types.

Action: Make sure that the interface is not set to both 'public' and 'asm'.



PRKA-02001 to PRKA-02005

PRKA-02001: GSD already exists

Cause: An attempt was made to create the Global Services Daemon (GSD) application while there was a running GSD application.

Action: Stop and remove the GSD and create the GSD application again using 'srvctl add nodeapps'.

PRKA-02002: Listener already exists

Cause: An attempt was made to create a Listener application while there was a running Listener application.

Action: Stop and remove the running Listener and create the Listener application again using 'srvctl add nodeapps'.

PRKA-02003: EM Agent already exists

Cause: An attempt was made to create an Agent application while there was a running Agent application.

Action: Stop the running Agent and create the Agent application again using 'srvctl add nodeapps'.

PRKA-02005: Netmasks are different for starting and ending IP addresses

Cause: An invalid range of VIP addresses was specified for the cluster

Action: Check if the starting and ending addresses in the VIP range belong to the same netmask.



PRKC-01000 to PRKC-01192

PRKC-01000: No active nodes detected in the cluster

Cause: The active node list of the cluster could not be retrieved. This could occur if the operating system dependent clusterware was not functioning properly in one or more nodes in the cluster, or because there was no clusterware installed on the system.

Action: Check the state of the cluster by running 'lsnodes' binary from your ORACLE_HOME/bin and see if it prints the node list correctly.

PRKC-01001: Error submitting commands in the buffer

Cause: This is an internal error.

Action: Contact Oracle Support Services.

PRKC-01002: Not all the submitted commands completed successfully.

Cause: Some of the submitted commands failed to complete on the nodes specified either because the node in question failed or because communication between the nodes was disrupted.

Action: Check that all the specified nodes are up and running or check the details of the failures on the given nodes.

PRKC-01004: Problem in copying file to nodes

Cause: Attempted file copy operation(s) from the local node to one or more nodes in the cluster and one or multiple of those copy file operations failed. Possible causes: 1) One or more file copy operations to nodes in the cluster failed. 2) The destination directory did not have write permission for the user on one or more of the nodes .the source file did not exist. 3) The 'rcp' command to one or more nodes failed on UNIX platforms.

Action: 1) Check that the source file exists. 2) Check that all nodes in the cluster are up. 3) Check that destination directory has write permission for the user. 4) On UNIX based platforms check that user can do 'rcp' to all the nodes.

PRKC-01005: Problem in removing file from nodes

Cause: Attempted file remove operation(s) from the local node to one or more nodes in the cluster and one or multiple of those file remove operations failed. Possible causes: 1) One or more nodes failed during the operation. 2) The destination directory did not have write permission for the user on one or more of the nodes. 3) The source file did not exist. 4) The 'rcp' command to one or more nodes failed on UNIX platforms.

Action: Check the accompanying error messages for details.

PRKC-01006: Problem in moving file to nodes

Cause: Attempted file move operation(s) from the local node to one or more nodes in the cluster and one or multiple of those move file operations failed. Possible causes: 1) One or more nodes failed during the operation. 2) The destination directory did not have write permission for the user on one or more of the nodes. 3) The source file did not exist. 4) The 'rcp' command to one or more nodes failed on UNIX platforms.

Action: Check the accompanying error messages for details.

PRKC-01007: Problem in creating directories on the nodes

Cause: Attempted directory create operation(s) from the local node to one or more nodes in the cluster and one or multiple of those directory create operations failed. Possible causes: 1) One or more nodes failed during the operation. 2) The destination directory did not have write permission for the user on one or more of the nodes. 3) The 'rcp' command to one or more nodes failed on UNIX platforms.

Action: Check the accompanying error messages for details.

PRKC-01009: Failed to start the service on all nodes

Cause: The service failed to start on one or more nodes of the cluster.

Action: Check if all the nodes in cluster are up and look in the clusterware alert log.

PRKC-01010: Failed to stop the service on all nodes

Cause: The service failed to stop on one or more nodes of the cluster.

Action: Check if all the nodes in cluster are up and service is still up on failed nodes. Look in the clusterware alert log.

PRKC-01011: Failed to delete the service from all nodes

Cause: The service failed to be deleted on one or more nodes of the cluster.

Action: Check if all the nodes in cluster are up and service is still registered. Look in the clusterware alert log.

PRKC-01012: Failed to create the service on all nodes

Cause: The service failed to be created on one or more nodes of the cluster.

Action: Check if all the nodes in cluster are up. Look in the clusterware alert log.

PRKC-01016: Failed to retrieve value of the environment variable "{0}", {1}

Cause: A required environment variable was not defined.

Action: Define the environment variable.

PRKC-01017: Problem restarting GSD

Cause: GSD (Global Services Daemon) could not be started on the local node. This could occur if the operating system dependent clusterware was not functioning properly or there is already a running GSD.

Action: Check the state of your clusterware by running 'lsnodes' from ORACLE_HOME/bin. It should list the nodes in the cluster. Try 'gsdctl stop' and then 'gsdctl start' again.

PRKC-01018: Error getting coordinator node

Cause: This could occur if the operating system dependent clusterware was not functioning properly.

Action: Use 'gsdctl stop' on each node to stop the GSDs. Use 'gsdctl start' on each node in the cluster.

PRKC-01019: Error creating handle to GSD daemon on the node {0}

Cause: Global Services Daemon was not running on the node.

Action: Use 'gsdctl stat' to check the status of the daemon. Use 'gsdctl start' to start it.

PRKC-01020: Exception while executing the operation on the remote node {0}

Cause: Attempted to execute an operation on the remote node when the Global Services Daemon was not up on the remote node {0}.

Action: Start the Global Services Daemon on the remote node using 'gsdctl start'.

PRKC-01021: Problem in the clusterware

Cause: The operating system dependent clusterware could not be contacted. This could occur because the operating system dependent clusterware was not functioning properly.

Action: Check the state of the operating system dependent clusterware.

PRKC-01022: Could not get node name for node {0} in {1}

Cause: The operating system dependent clusterware could not be contacted. This could occur because the operating system dependent clusterware was not functioning properly.

Action: Check the state of the operating system dependent clusterware using 'lsnodes -n'.

PRKC-01023: Invalid IP address format: {0}

Cause: The provided IP address was neither an IPv4 nor an IPv6 valid address.

Action: Make sure that the IP address is a valid IPv4 or IPv6 address.

PRKC-01025: Failed to create a file under the filepath {0} because the filepath is not executable or writable

Cause: The directory of the specified filepath did not have execute or write permission. So the temporary file could not be created to test whether the filepath was shared among nodes.

Action: Make the directory of the specified filepath executable and writable.

PRKC-01042: The Remote Shell {0} requested by client is not secure and therefore is no longer supported.

Cause: An attempt to configure remote command execution to use the indicated shell was rejected because that shell is insecure and is no longer supported.

Action: Retry configuration of remote shell execution using SSH.

PRKC-01043: The Remote Copy command {0} requested by client is not secure and therefore is no longer supported.

Cause: An attempt to configure remote copy command execution to use the indicated command was rejected because that command is insecure and is no longer supported.

Action: Retry configuration of remote copy execution using SCP.

PRKC-01044: Remote command execution setup check for node {0} using shells {1} and {2} failed.

Cause: An attempt to verify the configuration for remote command execution to the indicated node failed because passwordless Secure Shell (SSH) and Remote Shell (RSH) was not set up properly.

Action: Ensure that SSH or RSH is configured properly and that it does not prompt for a password or a key, or print extra messages.

PRKC-01141: Oracle Restart is not supported in version {0}. It is supported from version {1} onwards

Cause: This is an internal error.

Action: Contact Oracle Support Services.

PRKC-01144: File "{0}" not found.

Cause: The file was not found in the file system.

Action: Make sure that the file exists in the file system.

PRKC-01148: Failed to get host name for the local computer

Cause: An error occurred while attempting to retrieve the TCP/IP host name

Action: Correct the problem indicated by the accompanying error messages.

PRKC-01149: Failed to get OCR locations

Cause: An error occurred while attempting to retrieve the OCR locations, possibly due to missing or incorrect OCR locations file, or incomplete OCR configuration, or due to missing or incorrect SRVM shared libraries.

Action: Verify that the Clusterware has been correctly installed and configured. Verify that the ocr.loc file is present and readable in the appropriate location for your platform.

PRKC-01150: Failed to get drive letters used on following nodes: "{0}"

Cause: An error occurred while attempting to retrieve used drive letters on one or more nodes.

Action: Look at the accompanying messages and fix the error(s). The messages typically relate to a node not being reachable, or the remote execution service not running on the node, or some permissions issue when attempting to use the remote execution service on the remote node.

PRKC-01151: The given path "{0}" does not exist

Cause: The specified path may not have been created or an incorrect path has been specified.

Action: Make sure that the given path exists by specifying a correct existing path.

PRKC-01152: The specified path "{0}" is not a directory

Cause: The specified path may be a file, not a directory, or an incorrect path may have been specified.

Action: Make sure to specify a path that is a valid directory path.

PRKC-01153: No directory is available on the remote node "{0}" to copy the binary RemoteExecService.exe

Cause: Either the path defined by value of registry key HKEY_LOCAL_MACHINE/System/CurrentControlSet/Services/OracleRemExecService is not available on the remote node, or the c:/temp/ directory is not available or not accessible on the specified remote node.

Action: Make sure that the required path is available on the remote node.

PRKC-01155: The node list provided had only one entry or had multiple entries that were duplicates of a single nodename entry

Cause: The list of nodes provided for the shared path check was either only one node, or the list included entries that were duplicates of the same single node.

Action: Please provide the correct nodelist for the cluster on which the check is being called, making sure that there are at least two distinct entries.

PRKC-01156: Failed to validate raw device "{0}" -- Details: {1}

Cause: The raw device was not an existing device that could be opened and recognized by the OS as a "raw/character" device type.

Action: Make sure the supplied value identifies a valid raw device that can be opened as a "raw/character" device type.

PRKC-01157: Failed to validate raw device "{0}"

Cause: The raw device was not an existing device that could be opened and recognized by the OS as a "raw/character" device type.

Action: Make sure the supplied value identifies a valid raw device that can be opened as a "raw/character" device type.

PRKC-01158: Failed to validate raw device "{0}" -- Details: {1}

Cause: The device was not an existing device that could be opened and recognized by the OS as either "raw/character" or a "block" device type.

Action: Make sure the supplied value identifies a valid device that can be opened as a "raw/character" or "block" device type.

PRKC-01159: Failed to validate device "{0}"

Cause: The device was not an existing device that could be opened and recognized by the OS as either "raw/character" or a "block" device type.

Action: Make sure the supplied value identifies a valid device that can be opened as a "raw/character" or "block" device type.

PRKC-01160: Failed to retrieve the value of environment variable "{0}" on following nodes: "{1}", [{2}]

Cause: An error occurred while attempting to retrieve value of environment variable on one or more nodes due to the node not being reachable, or the remote execution service not running on the node, or some permissions issue when attempting to use the remote execution service on the remote node.

Action: Look at the accompanying messages and respond accordingly.

PRKC-01161: Failed to retrieve the Windows domain on following nodes: "{0}"

Cause: An error occurred while attempting to retrieve the Windows domain on one or more nodes. The possible causes include: - A node is not reachable. - Remote execution service is not running on the node. - Permissions problems prevented use of remote execution service on a node.

Action: Look at the accompanying messages and respond accordingly.

PRKC-01162: "{0}" is not a file

Cause: The indicated object was expected to be a file, but it was not.

Action: Make sure that the indicated object is a file and not a directory.

PRKC-01163: {0} Exception occurred while determining validity of storage type.

Cause: An error occurred while getting storage type of the given path. Null arguments might have been passed.

Action: Make sure that the native api is passing non null arguments.

PRKC-01164: invalid command or arguments

Cause: This is an internal error.

Action: Contact Oracle Support Services.

PRKC-01165: Failed to set up Windows service OracleRemoteExecService on node '{0}'

Cause: An error occurred while setting up OracleRemoteExecService on the specified nodes."

Action: Look at the accompanying messages and respond accordingly.

PRKC-01166: Storage is partially shared. Details: {0}

Cause: A subset of the nodes provided shared the given filesystem path with the local node.

Action: Mount the NFS filesystem on the node(s) that do not share the filesystem path.

PRKC-01167: Failed to resolve the specified path "{0}" to its physical path on following nodes: "{1}", [{2}]

Cause: An error occurred while attempting to resolve the path on one or more nodes due to the node not being reachable, the remote execution service not running on the node, or some permissions issue when attempting to use the remote execution service on the remote node.

Action: Look at the accompanying messages and respond accordingly.

PRKC-01168: The supplied IP address "{0}" is invalid or specifies an unknown host name

Cause: The provided string had an invalid IP address format or could not be resolved to a known host name.

Action: Make sure that the IP address has a valid IPv4 or IPv6 address format or that it resolves to a known host name.

PRKC-01169: The supplied IPv6 address "{0}" is invalid

Cause: The provided string had not the correct IPv6 address format.

Action: Make sure that the IP address has a valid IPv6 address format.

PRKC-01170: The IPv6 prefix length "{0}" is out of the allowed range of 0 to 128

Cause: The specified IPv6 prefix length was out of the allowed range.

Action: Make sure that the IPv6 prefix length is an integer from 0 to 128.

PRKC-01171: Internal error: {0}

Cause: An internal error occurred. The included value is an internal identifier.

Action: Oracle internal error. Contact Oracle Support Services.

PRKC-01172: The supplied IPv6 prefix length "{0}" is not an integer

Cause: The provided string for the IPv6 prefix length was not an integer.

Action: Make sure that the IPv6 prefix length is an integer from 0 to 128.

PRKC-01173: VIP name "{0}" does not resolve to an {1} address matching the netmask or prefix length {2}

Cause: The VIP name did not resolve to the IP address type specified by the netmask or prefix lengths.

Action: Make sure that the VIP name resolves to the IP address type which is indirectly specified by the netmask or prefix length.

PRKC-01174: Failed to verify whether the following IP addresses are reachable or not: {0}

Cause: A network error occurred while attempting to reach the specified IP addresses.

Action: Use an Operating System command such as 'ping' or 'tracert' to determine accessibility of the IP address.

PRKC-01175: Failed to copy directories "{0}" to one or more nodes

Cause: An attempt to copy file system directories from the local node to one or more nodes in the cluster failed. Possible causes: 1) One or more nodes failed during the copy operation. 2) The user does not have write permission for a given destination directory on one or more of the nodes. 3) The user does not have read access to files or directories being copied. 4) On UNIX or Linux platforms, the 'scp' command failed.

Action: Check the accompanying error messages for details.

PRKC-01176: Failed to list contents of directory "{0}" on nodes "{1}"

Cause: An attempt to list the contents of the indicated directory failed. Possible causes: - The specified directory does not exist. - One or more nodes failed during the operation.

Action: Check the accompanying error messages for details.

PRKC-01177: The format of the specified version "{0}" is invalid.

Cause: An attempt to compare the target version against the software version failed because the specified version was not valid.

Action: Specify a version number that is one to five sequences of decimal digits separated by periods.

PRKC-01178: failed to execute the command "{0}" due to the following error:\n{1}

Cause: An attempt to execute the command failed due to the indicated error.

Action: Examine the error text displayed in this message and act accordingly.

PRKC-01179: Parameter {0} value is not valid.

Cause: This is an internal error. The value for the specified parameter was invalid, null or an empty string.

Action: Contact Oracle Support Services.

PRKC-01180: unable to validate whether the path is shared on some nodes

Cause: An attempt to write or list the contents from the specified path failed because one or more nodes did not share the file system path. Possible causes are: - The specified directory did not exist. - The user does not have write permission for the given file system path on one or more nodes. - One or more nodes failed during the operation.

Action: Ensure that the file system is mounted on all nodes. Check the accompanying error messages for details and retry the operation.

PRKC-01181: User equivalence check failed on all nodes.

Cause: An attempt to connect to nodes in order to execute the shell command using RSH or SSH failed.

Action: Ensure the following: - That all nodes are reachable. - That SSH or RSH is configured properly on the target node. - That the SSH daemon on the target node is alive.

PRKC-01182: failed to verify whether the nodes are accessible on the network and running

Cause: A network error occurred while attempting to reach the nodes.

Action: Make sure that all nodes are running normally and reachable on the network.

PRKC-01183: Warning: failed to remove the per-node temporary file created under the shared path in some of the nodes

Cause: An attempt to delete the temporary file from the shared path failed.

Action: Check the accompanying error message for the affected nodes and remove the associated files as indicated.

PRKC-01184: File "{0}" is a non-readable file

Cause: The user did not have read permissions to open the file.

Action: Modify the file permissions so that the file becomes readable or execute the command from an operating system user ID with the required privileges.

PRKC-01185: failed to write to file "{0}"

Cause: An attempt to write to the given file failed.

Action: Modify the file permissions so that the file becomes writable or execute the command from an operating system user ID with the required privileges.

PRKC-01186: failed to transfer directory "{0}"

Cause: An error occurred while executing the transfer directory command.

Action: Check the accompanying error messages and proceed as indicated.

PRKC-01187: The regular expression "{0}" is not supported.

Cause: An internal error occurred.

Action: Contact Oracle Support Services.

PRKC-01188: Directory "{0}" is not an absolute path name.

Cause: The indicated directory could not be created because it was not an absolute path.

Action: Ensure that the directory specified is an absolute path. It should either be a Universal Naming Convention (UNC) path or begin with a drive letter specification.

PRKC-01189: Directory "{0}" already exists on node "{1}".

Cause: The indicated directory could not be created on the indicated node because it already existed.

Action: Make sure that the indicated directory path does not exist on the indicated node.

PRKC-01190: failed to change permissions of directories on the nodes: {0}

Cause: An attempt to change permissions of one or more directories on one or more remote cluster nodes did not complete correctly. Possible causes: 1) One or more nodes failed during the operation. 2) The 'chmod' command to one or more nodes failed.

Action: Examine the accompanying error message for details, resolve the issues raised and retry the command.

PRKC-01191: Remote command execution setup check for node {0} using shell {1} failed.


Cause: An attempt to verify the configuration for remote command execution to the indicated node failed because passwordless Secure Shell (SSH) was not set up properly.

Action: Ensure that SSH is configured properly and that it does not prompt for a password or a key, or print extra messages.

PRKC-01192: cannot find a local IP address on network {0}

Cause: An attempt to select an IP address failed because there were no locally configured IP addresses on the indicated network.

Action: Ensure the networks selected in the installation are correctly configured.



PRKE-01008 to PRKE-01011

PRKE-01008: Failed to get list of active nodes from Clusterware

Cause: Possible causes: 1) Not operating in cluster mode. 2) Failed to load SRVM libraries. 3) Failed to initialize clusterware context.

Action: Check for the health of clusterware using "lsnodes" utility to get the list of active nodes in the cluster. Also, check for the presence of srvm libraries in the load library path. If these two checks get cleared, please contact Oracle Support Services.

PRKE-01009: Failed to start GSD on local node

Cause: GSD is already running on the local node, or GSD could not be started because of some other reason.

Action: Run "gsdctl stat" to check if a daemon is already running on the local node. If a daemon is not running on local node, please contact Oracle Support Services to check for the other reasons for failure.

PRKE-01010: Failed to stop GSD on local node

Cause: GSD is not running on the local node, or GSD could not shut down gracefully.

Action: Run "gsdctl stat" to check if a GSD is running on the local node. If a GSD is running, please contact Oracle Support Services to check for other reasons for failure.

PRKE-01011: Failed to get status of GSD on local node

Cause: Failure to get the list of active nodes from the cluster, or failure to query the list of live daemons from the clusterware.

Action: Run "lsnodes" to check the health of the clusterware. If the clusterware is working fine, check for the presence of SRVM libraries in the load library path. If the libraries are present, please contact Oracle Support Services for further assistance.



PRKF-01000 to PRKF-01353

PRKF-01000: Empty value for command line option {0} for command {1}

Cause: An empty value was specified for this command line option.

Action: Provide a value following the specific command line option.

PRKF-01001: Maximum character length ({0}) exceeded for command line option {1}

Cause: The user entered more characters than the maximum length for this command line option value.

Action: Provide a value with no more characters than the maximum limit.

PRKF-01002: Type: {0}

Cause: Mount options

Action: None

PRKF-01003: Mount options: {0}

Cause: Mount options

Action: None

PRKF-01004: Nodes: {0}

Cause: Node list

Action: None

PRKF-01005: Server pools: {0}

Cause: Serverpool list

Action: None

PRKF-01006: Application ID: {0}

Cause: Application ID

Action: None

PRKF-01011: Invalid file system type "{0}"

Cause: An invalid file system type was specified for the file system resource.

Action: The file system type must be either 'ACFS', 'NTFS', 'ZFS', 'JFS', 'EXT3' or 'EXT4'

PRKF-01012: Invalid 'autostart' option value "{0}"

Cause: An invalid value was specified for the command option 'autostart'.

Action: The 'autostart' option value must be either 'always', 'never' or 'restore'

PRKF-01013: Options "{0}" and "{1}" are in conflict

Cause: The specified options were set although mutually exclusive.

Action: Make sure that only one of the options is set.

PRKF-01014: An application ID is allowed only for node-local file systems. "{0}" is valid only if "{1}" or "{2}" is present.

Cause: An application ID was provided for a node-local file system.

Action: Make sure that use the application ID option only for non node-local file systems.

PRKF-01015: Either option "{0}" or "{1}" is required to be specified for file system "{2}"

Cause: For non-ACFS file systems, the user did not provide a nodelist or a server pool list.

Action: For non-ACFS file systems, make sure that either a nodelist or a server pool list is provided.

PRKF-01016: One or more nodes in the list of nodes ("{0}") is empty

Cause: A list of nodes included an empty node name.

Action: Make sure that no empty string is provided as part of the node list.

PRKF-01017: The file system found for volume device "{0}" is added for all nodes

Cause: The file system with the given volume device path was configured as a global file system.

Action: Either change the volume device path or do not use the '-nodes' and '-serverpools' options as part of the command 'srvctl modify filesystem'. To specify placement for an existing global file system, remove it and re-create it.

PRKF-01018: An attempt to modify the port of the Rapid Home Provisioning Server failed because the Rapid Home Provisioning Server is running. Use -force to force stop and restart of Rapid Home Provisioning Server.

Cause: A request to modify the port number of Rapid Home Provisioning Server was rejected because such modification requires Rapid Home Provisioning Server to be stopped and restarted.

Action: Use '-force' option to force restart of Rapid Home Provisioning Server.

PRKF-01019: An attempt to modify the Rapid Home Provisioning Client failed because the Rapid Home Provisioning Client is running.

Cause: A request to modify the Rapid Home Provisioning Client was rejected because such modification requires the Rapid Home Provisioning Client to be stopped and restarted.

Action: Stop the Rapid Home Provisioning Client with the 'srvctl stop rhpclient' command, reissue the 'srvctl modify rhpclient' and restart with the 'srvctl start rhpclient' command.

PRKF-01020: No other option is allowed when the '-clientdata' option is specified.

Cause: During the command 'srvctl add gns', '-clientdata' option was specified along with other options which are not allowed with '-clientdata'.

Action: Only specify the '-clientdata' option.

PRKF-01022: The "-{0}" option requires one of the options "-{1}", "-{2}", "-{3}" or "-{4}".

Cause: An option was specified that required one of the other possible options to be specified at the same time.

Action: Specify only one of the possible options.

PRKF-01023: Cannot specify both of the "-{0}" and "-{1}" options.

Cause: An invalid combination of options was specified.

Action: Specify only one of the indicated options.

PRKF-01024: The "-{0}" option is not allowed when the "-weight", "-priority", "-port" or "-instance" options are specified.

Cause: The '-createsrv' option was not specified with '-weight', '-priority', '-port' or '-instance' options.

Action: Only specify the '-createsrv', '-target' and '-protocol' options with the '-weight', '-priority', '-port' or '-instance' options.

PRKF-01025: Only "-createsrv" or "-deletesrv" options are allowed when the "-{0}" option is specified.

Cause: An option other than '-createsrv' or '-deletesrv' was specified.

Action: Only specify the '-createsrv' or '-deletesrv' options with the '-protocol' option.

PRKF-01026: The "-{0}" option cannot be specified with the "-timetolive" option.

Cause: An invalid combination of options were specified with the '-timetolive' option.

Action: Specify only valid combination of options with the '-timetolive' option.

PRKF-01027: Only "-createtxt" or "-createptr" command options are allowed when the "-nametl" option is specified.

Cause: A command option other than '-createtxt' or '-createptr' was specified with the '-nametl' option.

Action: Only specify the '-createtxt' or '-createptr' command options with the '-nametl' option.

PRKF-01028: This action is not permitted on the management database

Cause: An attempt to perform the requested action on the management database was rejected.

Action: Try the action on a non-management database or use the commands 'srvctl *verb* mgmtdb'.

PRKF-01033: Invalid command option {0} specified for Standard ASM

Cause: An option was specified that only can be used with Flex ASM, but Standard ASM is currently configured.

Action: Retry the command omitting the specified invalid option.

PRKF-01036: Option '-eval' cannot be used to evaluate modifications of a administrator-managed database without the '-srvpool' option

Cause: The command 'srvctl modify database -db <db_name> -eval' request was issued without the '-srvpool' option. The only '-eval' option modification that can be evaluated for an administrator-managed database is the conversion of that database to a policy-managed database, which is what is requested with the '-srvpool' option.

Action: To evaluate effects of modifications on administrator-managed database provide '-srvpool' option.

PRKF-01065: Option '-eval' cannot be used to evaluate relocation of a database without the '-node' option

Cause: The command 'srvctl relocate database -db <db_name> -eval' request was issued without the '-node' option.

Action: To evaluate effects of database relocation, specify the '-node' option.

PRKF-01066: Cannot export server data because GNS is not configured with a domain

Cause: An attempt to export server data failed because Grid Naming Service (GNS) was not configured with a domain.

Action: Add GNS using the command 'srvctl add gns -domain' and retry the command.

PRKF-01067: Option "-delete" can be specified only with a non-mandatory "-address" option

Cause: An invalid combination of options was specified with the '-delete' option.

Action: Specify only '-address' option with the '-delete' option and retry the command.

PRKF-01068: Command line options "{0}" and "{1}" cannot be used together

Cause: Conflicting options were specified on a srvctl command.

Action: Reissue the command with the correct options.

PRKF-01070: Modify client data operation is not allowed because GNS is configured

Cause: An attempt to modify client data failed because GNS was configured. Client data can only be modified on a GNS client cluster.

Action: Remove the GNS configuration and retry the command.

PRKF-01071: Unable to add Rapid Home Provisioning Server because the resource for disk group {0} could not be found. {1}

Cause: The resource for the specified disk group was not found. Either the disk group name was misspelled or the disk group has not been mounted.

Action: Correct the disk group spelling or use SQL*Plus or ASMCA to create the disk group.

PRKF-01072: The '-file' option value "{0}" does not exist or cannot be read

Cause: The '-file' option value specified a nonexistent or non-readable file pathname.

Action: Ensure that the '-file' option value corresponds to an existing readable file pathname.

PRKF-01073: One or more server pool names in the list of server pools ("{0}") is empty

Cause: While adding a filesystem, the specified list of server pools included an empty server pool name.

Action: Make sure that no empty string is provided as part of the server pool list.

PRKF-01074: Invalid command line options. "-subnet" option must be specified with either "-asmlistener" or "-leaflistener".

Cause: An invalid combination of options was specified.

Action: If issuing the command with the '-subnet' option, include either '-asmlistener' or '-leaflistener' option.

PRKF-01075: Missing required option '-available'

Cause: The '-toprefer' option was specified on the command 'srvctl modify service' request without required '-available' option.

Action: Make sure that the required option is provided.

PRKF-01076: Option '-eval' cannot be used to evaluate effects of addition of service {0} with an administrator-managed database {1}

Cause: The '-eval' option was specified on the command 'srvctl add service' request with an administrator-managed database.

Action: Specify a policy-managed database.

PRKF-01077: Server pool or node list cannot be modified because the file system for volume device {0} is a cluster-wide file system

Cause: An attempt to modify the server pool or node list attributes of a cluster file system was rejected because the filesystem resource was a local resource. Placement attributes like server pools or node names apply only to cluster resources.

Action: Do not specify node names and server pools, or remove the local resource and add a cluster resource using the command 'srvctl add filesystem {-serverpools <serverpool_list> | -nodes <node_list>}'

PRKF-01078: Option '-eval' cannot be used to evaluate effects of modification of service {0} with an administrator-managed database {1}

Cause: The '-eval' option was specified on the command 'srvctl modify service' request with an administrator-managed database.

Action: Specify a policy-managed database.

PRKF-01079: Option '-eval' cannot be used to evaluate effects of starting service {0} with an administrator-managed database {1}

Cause: The '-eval' option was specified on the command 'srvctl start service' request with an administrator-managed database.

Action: Specify a policy-managed database.

PRKF-01080: Option '-eval' cannot be used to evaluate effects of stopping service {0} with an administrator-managed database {1}.

Cause: The '-eval' option was specified on the command 'srvctl stop service' request with an administrator-managed database.

Action: Specify a policy-managed database.

PRKF-01083: Port "{0}" is already configured for use as a local, remote or Enterprise Manager by the ONS daemon

Cause: The specified port was already in use by an ONS daemon.

Action: Specify a port that is not already configured.

PRKF-01084: Port "{0}" is used in multiple ONS ports

Cause: The specified port was provided as two or more ONS ports.

Action: Ensure that the specified port is different from the local ONS, remote ONS and Enterprise Manager ports.

PRKF-01085: Command "{0}" is not supported for object "{1}"

Cause: An unsupported command and object combination was specified.

Action: Re-issue the command using one of the supported usages.

PRKF-01086: Command option {0} and {1} cannot be used together

Cause: Conflicting command line options were supplied.

Action: Check the command line options entered and make sure that all the required options in one set are specified.

PRKF-01087: Missing required option {0} when {1} was specified

Cause: The specified command option is missing.

Action: Use the command 'srvctl' with the '-help' option to display option details for the command and make sure that all the required options are specified.

PRKF-01088: Failed to add PQ service {0} using PQ server pool {1}. Administrator-managed database {2} does not support PQ services

Cause: An attempt to add a PQ service to the specified database was rejected because only policy-managed databases support PQ services.

Action: Do not add PQ services to administrator-managed databases.

PRKF-01089: Specified command option {0} can only be used in Flex Cluster

Cause: The cluster was configured as a regular cluster. The specified command option is only valid for Flex Cluster.

Action: Do not specify options that are only valid in Flex Cluster mode when the cluster is configured as a regular cluster.

PRKF-01090: Existing service {0} cannot be registered as the parallel query helper of the primary service {1}

Cause: An attempt to register a parallel query service specified a service that already exists.

Action: Use a different parallel query service name.

PRKF-01091: Failed to start service {0} of database {1} on server pool {2} that was not configured for service

Cause: The service was not configured to run on the specified serverpool.

Action: Start the services on already configured serverpool or modify the service to run on the specified serverpool.

PRKF-01092: The parallel query service name {0} was specified when the primary service name {1} is required

Cause: An attempt was made to operate on a database service via its parallel query helper service name rather than the primary service name.

Action: Specify the primary service name.

PRKF-01093: Failed to stop service {0} of database {1} on server pool {2} that was not configured for service

Cause: The service was not running on the specified serverpool.

Action: Stop the service on the serverpool on which it is running.

PRKF-01094: Failed to set the parallel query pool {0} because the parallel query helper service does not exist

Cause: An attempt was made to set a parallel query pool for the service that does not have a parallel query helper service configured or whose configured parallel query helper service would be removed by the '-pqservice' argument.

Action: Issue the command "srvctl modify service -db <database_name> -service <primary_service_name> -pqservice <pq_service_name> -pqpool <pq_pool_name>" to configure parallel query service for the specified parallel query server pool.

PRKF-01097: Invalid command line option -{0} for "srvctl config gns" command on GNS client cluster

Cause: An invalid command line option was specified for 'srvctl config gns' command on Grid Naming Service (GNS) client cluster.

Action: Re-issue the command using one of the supported options.

PRKF-01098: Nothing to modify

Cause: No options were specified to modify.

Action: Specify at least one option with the modify command.

PRKF-01102: Cannot issue " srvctl {0} asm " in ASM Client Cluster

Cause: A srvctl command that operates on ASM was issued in an ASM Client Cluster.

Action: Issue the specified command in the cluster that ASM Client Cluster connects to.

PRKF-01103: Export of client data is not allowed on client cluster.

Cause: The command 'srvctl export gns' request was issued while the cluster was configured as Client.

Action: Rerun the command on the Grid Naming Service (GNS) Server Cluster.

PRKF-01104: Import file "{0}" does not exist

Cause: An attempt to import a GNS instance failed because the import file could not be found.

Action: Provide the name of an existing file to import.

PRKF-01105: Failed to add PQ service {0} because it has the same name as the core service {1}

Cause: An attempt to add PQ service was rejected because it has the same name as that of core service.

Action: Issue the command using a different PQ service name.

PRKF-01106: Invalid command line options. "-user" option cannot be specified with "-asmlistener" or "-leaflistener".

Cause: An invalid combination of options was specified.

Action: If issuing the command with the '-user' option, do not include '-asmlistener' or '-leaflistener' options.

PRKF-01107: GNS server already configured

Cause: An attempt to add a GNS server failed because a GNS server was already configured.

Action: Remove GNS server using the command 'srvctl remove gns' and retry the command.

PRKF-01108: Database {0} is an administrator-managed database, and therefore cannot accept only "-pqpool" option without "-serverpool" option for the conversion to a policy-managed database

Cause: An option was specified that only can be used on a policy-managed database. The '-pqpool' option alone is not sufficient to convert an administrator-managed database to a policy-managed database.

Action: Retry the command omitting the '-pqpool' option or convert the database to a policy-managed database by specifying one or more hub serverpools with the '-'

serverpool' option also in addition to the '-pqpool' option specified on the command line.

PRKF-01109: Missing -asm or -remove option to remove ASM listener

Cause: An invalid combination of options was specified. Either '-asm' or '-remove' option was missing.

Action: Issue the command with both '-asm' and '-remove' options.

PRKF-01110: Neither GNS server nor GNS client is configured on this cluster

Cause: The specified GNS command failed because neither GNS server nor GNS client was configured on this cluster.

Action: Configure either GNS server using the command 'srvctl add gns -vip {<vip_name> | ip} [-domain *domain*]' or GNS client using the command 'srvctl add gns -clientdata *filename*' in this cluster and retry the command.

PRKF-01111: GNS client already configured

Cause: An attempt to add a secondary Grid Naming Service (GNS) server cluster or GNS client cluster failed because a GNS client was already configured.

Action: Remove the GNS client using the command 'srvctl remove gns' and retry the command.

PRKF-01112: Option -pq conflicts with -instance for service {0} of database {1}

Cause: An attempt to start or stop a parallel query helper service was rejected because -pq cannot be specified with -instance.

Action: Issue the command without the -pq option or without the -instance option.

PRKF-01113: Server pool {0} is not valid for services {1} of the database {2}

Cause: An attempt to start or stop services on the server pool was rejected because the specified server pool was not one of the server pools of the specified services.

Action: Examine the server pools for the specified services using 'srvctl config service' and issue the command specifying a server pool of the service.

PRKF-01114: Unable to export client data: GNS is not running

Cause: An attempt was made to export GNS client data when Grid Naming Service (GNS) was not running.

Action: Start GNS with 'srvctl start gns' and reissue the request.

PRKF-01115: Import of instance is not allowed on client cluster.

Cause: The command 'srvctl import gns' request was issued while the cluster was configured as Client.

Action: Rerun the command on the Grid Naming Service (GNS) Server Cluster.

PRKF-01116: This command cannot be executed on a GNS client cluster.

Cause: An attempt to execute a command supported only on GNS server clusters failed because this cluster is configured as a GNS client.

Action: Execute this command on the GNS server cluster.

PRKF-01117: GNS server is not configured in this cluster.

Cause: A command that applies only to a GNS server cluster was rejected because this cluster has not been configured as a GNS server.

Action: If GNS server is to run in this cluster, use the 'srvctl add gns' command to configure it.

PRKF-01125: multiple values specified for the single value option "{0}":

Cause: Multiple values were specified for an option which accepts only a single value.

Action: Check the values printed following the message and reissue the command specifying a single value for the indicated option.

PRKF-01128: Environment variable {0} is not defined.

Cause: The command specified an environment variable which had no value defined.

Action: None

PRKF-01129: Specified option "{0}" is not supported on Windows

Cause: An option was provided which is not supported on Windows.

Action: Reissue the command after removing the indicated option.

PRKF-01137: Failed to retrieve the status for Oracle Cluster Health Analysis Service

Cause: An attempt to retrieve the status for Oracle Cluster Health Analysis Service failed.

Action: Examine the accompanying error messages for details.

PRKF-01142: The GNS subdomain {0} inside the instance file {1} does not match with configured GNS subdomain {2}.

Cause: An attempt to import a GNS instance file into a Grid Naming Service (GNS) instance failed because the subdomain of the destination instance did not match the subdomain in the file.

Action: Configure GNS with a subdomain name that matches the instance file subdomain and attempt the import again.

PRKF-01143: Command option {0} is not supported on an ASM client cluster.

Cause: The command option specified on the command line was not valid for an ASM client cluster.

Action: Command options for ASM Listener, ASM, DISKGROUP, VOLUME, and ACFS are not supported on an ASM client cluster. Remove the invalid option and retry the command.

PRKF-01150: \nOracle Cluster Health Analysis Service got errors:\n{0}

Cause: An attempt to get the status of Oracle Cluster Health Analysis Service failed.

Action: Examine the accompanying error messages for details.

PRKF-01152: The specified option combination, -node with -model, is not permitted when server pools are configured.

Cause: An attempt to start monitoring the target was rejected since the specified option combination, -node with -model, is not permitted when server pools are configured.

Action: Check the specified option combination.

PRKF-01153: The specified option, -serverpool, is not permitted when server pools are not configured.

Cause: An attempt to start or stop monitoring the target was rejected since the specified option, -serverpool, is not permitted when server pools are not configured.

Action: Check the specified option.

PRKF-01215: Command option -{0} is not supported on GNS client cluster.

Cause: The command option specified on the command line was not valid for GNS client cluster.

Action: Remove the invalid option and retry the command.

PRKF-01216: Option '-node' cannot be used with option '-db' or '-serverpool'.

Cause: A 'srvctl config cha' command specified conflicting options.

Action: Reissue the command with the correct options.

PRKF-01217: Failed to retrieve Oracle Cluster Health Analysis Service configuration for the specified node {0}.

Cause: An attempt to retrieve Oracle Cluster Health Analysis Service configuration for the specified node failed.

Action: Examine the accompanying error messages for details.

PRKF-01218: Failed to retrieve server pool configuration for node {0}.

Cause: An attempt to retrieve server pool configuration from the Oracle Cluster Health Analysis Service for the given node failed.

Action: Examine the accompanying error messages for details.

PRKF-01219: Failed to retrieve server pool {0} configuration for the database {1}.

Cause: An attempt to retrieve Oracle Cluster Health Analysis Service configuration for the specified database on the server pool failed.

Action: Examine the accompanying error messages for details.

PRKF-01220: Failed to retrieve Oracle Cluster Health Analysis Service configuration for the specified database {0}.

Cause: An attempt to retrieve Oracle Cluster Health Analysis Service configuration for the specified database failed.

Action: Examine the accompanying error messages for details.

PRKF-01221: Failed to retrieve Oracle Cluster Health Analysis Service configuration for the specified server pool {0}.

Cause: An attempt to retrieve Oracle Cluster Health Analysis Service configuration details for the specified serverpool failed.

Action: Examine the accompanying error messages for details.

PRKF-01222: Failed to retrieve cluster configuration for Oracle Cluster Health Analysis Service.

Cause: An attempt to retrieve cluster configuration for Oracle Cluster Health Analysis Service failed.

Action: Examine the accompanying error messages for details.

PRKF-01223: An SQL error occurred while retrieving information from Grid Information Management Repository.

Cause: An SQL error occurred while connecting to or reading from Grid Information Management Repository.

Action: Examine the accompanying error messages for details.

PRKF-01224: failed to retrieve server pool status

Cause: An attempt to retrieve the status of server pools failed.

Action: Examine the accompanying error messages for details.

PRKF-01225: failed to retrieve the status of server pool {0}

Cause: An attempt to retrieve the status of the specified server pool failed.

Action: Examine the accompanying error messages for details.

PRKF-01231: Process cancelled by user.

Cause: A 'srvctl add service' request was interrupted before completion by Ctl-C or a similar mechanism. The operation has been cancelled.

Action: None

PRKF-01232: required '-address' option missing for static network type

Cause: An attempt to add a VIP resource for a static network type was rejected because no address was specified with the -address option.

Action: Retry the command with '-address' option.

PRKF-01233: Invalid option '-fixed' supplied while adding a non-single-instance database.

Cause: The '-fixed' option can be supplied only when adding a single-instance database.

Action: Reissue the command without the '-fixed' option.

PRKF-01235: Option '-node' is invalid for database {0} of type {1}

Cause: An attempt to modify the node of a non-single-instance database was rejected because '-node' can be specified only for a single-instance database.

Action: Reissue the command again without the '-node' option.

PRKF-01236: Options '-fixed' and '-serverpool' cannot be used together.

Cause: An attempt to create a policy-managed single-instance database with the '-fixed' option was rejected because '-fixed' can be specified only for an non-policy-managed single-instance database.

Action: Reissue the command again without the '-fixed' option.

PRKF-01237: Options '-serverpool' and '-node' are invalid for single-instance fixed database {0}

Cause: An attempt to modify the SERVER_POOLS or HOSTING_MEMBERS attributes of a fixed single-instance database was rejected because a fixed single-instance database is not hosted on a serverpool and the HOSTING_MEMBERS attributes cannot be modified.

Action: Reissue the command again without the '-serverpool' and '-node' options.

PRKF-01238: Option '-node' cannot be specified without '-startoption'.

Cause: An invalid combination of options was specified.

Action: Reissue the command again with the '-startoption' option.

PRKF-01239: One of the mandatory options {0} or {1} should be supplied.

Cause: An attempt to execute a 'srvctl' command failed because none of the mandatory options was specified.

Action: Reissue the command with the mandatory options.

PRKF-01240: Options {0} and {1} cannot be specified together.

Cause: An attempt to execute a 'srvctl' command failed because an invalid option combination was specified.

Action: Reissue the command with valid options.

PRKF-01241: invalid use of '-node' option on start of single-instance database {0}

Cause: The '-node' option was specified to start a single-instance database, but this option is only applicable to a RAC One Node database.

Action: Reissue the command without the '-node' option.

PRKF-01242: The command option '-auxvolumes' is not supported on this operating system.

Cause: The option '-auxvolumes' was specified for an unsupported operating system.

Action: Reissue the command without the '-auxvolumes' option.

PRKF-01245: OC4J HTTP port could not be modified

Cause: An error occurred while trying to modify the OC4J HTTP port.

Action: Examine the accompanying error messages for details.

PRKF-01246: Rapid Home Provisioning (RHP) server is running. Can't clean RHP repository.

Cause: A request to clean the RHP repository was rejected because the RHP server was running.

Action: Use the command 'srvctl stop rhpsrv' or, if necessary, use the command 'srvctl stop rhpsrv -force' to stop the Rapid Home Provisioning Server and then retry resetting the Rapid Home Provisioning repository.

PRKF-01247: An instance name was specified with multiple node names.

Cause: Option '-instance' cannot be used when multiple nodes are specified using the '-node' option.

Action: Specify either instance(s) or node(s).

PRKF-01248: Both '-instance' and '-node' options were specified with multiple values.

Cause: Options '-instance' and '-node' cannot be used together when multiple values are specified for each of them.

Action: Use either '-instance' or '-node'.

PRKF-01249: Option '-serverpool' cannot be specified without '-startoption'.

Cause: An invalid combination of options was specified.

Action: Reissue the command with the '-startoption' option.

PRKF-01250: option '-serverpool' specified for starting, stopping, or changing the start mode of database {0} which is neither Oracle RAC nor Oracle RAC One Node

Cause: An attempt to start, stop, or change the start mode on a server pool specified a database that is neither Oracle RAC nor Oracle RAC One Node.

Action: Reissue the command without the '-serverpool' option.

PRKF-01251: Adding a VM resource failed because the virtual machine "{0}" specified is already configured in a different VM resource.

Cause: The VM resource was not added because the virtual machine name or ID specified was already registered in a different resource.

Action: Retry the 'add' command specifying virtual machine names or IDs that are not already registered.

PRKF-01252: failed to query the status of VM resource {0} due to errors:\n{1}

Cause: An attempt to query the status of the specified VM resource failed.

Action: Examine the accompanying error messages for details.

PRKF-01254: Oracle VM Manager port "{0}" is not valid.

Cause: The specified Oracle VM Manager port was not valid. A valid Oracle VM Manager port is a nonnegative number.

Action: Specify a valid Oracle VM Manager port number.

PRKF-01255: nothing to modify

Cause: No options were specified to modify.

Action: Specify at least one option with the 'modify' command.

PRKF-01256: Oracle VM Manager password is empty.

Cause: The command failed because the length of the password should be at least one character.

Action: Specify a valid Oracle VM Manager password.

PRKF-01257: Oracle VM Manager is already configured.

Cause: An attempt to add Oracle VM Manager failed because it was already configured.

Action: None

PRKF-01258: failed to modify Oracle VM Manager information because Oracle VM Manager is not configured

Cause: An attempt to modify Oracle VM Manager information failed because it was not configured.

Action: Configure Oracle VM Manager in the cluster.

PRKF-01259: failed to read password from console

Cause: An error occurred during an attempt to read a password from the console or input device.

Action: Examine the accompanying error messages for details.

PRKF-01260: failed to remove Oracle VM Manager

Cause: An attempt to remove Oracle VM Manager failed.

Action: Examine the accompanying error messages for details.

PRKF-01261: Oracle VM Manager does not exist.

Cause: An attempt to remove Oracle VM Manager failed because it did not exist. It was either not added or already removed.

Action: None

PRKF-01262: failed to add Oracle VM Manager configuration because a wallet did not exist at the specified path {0}

Cause: An error occurred while creating the Oracle VM Manager configuration because the specified path did not contain a wallet.

Action: Retry the command specifying the path of an existing wallet file.

PRKF-01263: failed to retrieve the configuration details for VM resource

Cause: An attempt to retrieve the configuration of the VM resource failed.

Action: Examine the accompanying error messages for details.

PRKF-01264: failed to modify the configuration of VM resource "{0}"

Cause: An attempt to modify the configuration of the VM resource failed.

Action: Examine the accompanying error messages for details.

PRKF-01265: failed to add VM resource "{0}"

Cause: An attempt to add the VM resource failed.

Action: Examine the accompanying error messages for details.

PRKF-01266: virtual machine "{0}" not found in VM resource "{1}"

Cause: An attempt to retrieve the status of the specified virtual machine failed because it was not found in the configuration of the VM resource.

Action: Retry the command, making sure to specify a virtual machine that is part of the VM resource. The virtual machines that are in the VM resource can be listed using the 'srvctl config' command.

PRKF-01267: invalid import file "{0}"

Cause: An attempt to import a Grid Naming Service instance failed because the indicated file was not found, was of the wrong type or had zero length.

Action: Reissue the command specifying a valid import file.

PRKF-01268: Option {0} is not supported for the administrator-managed database {1}.

Cause: An attempt to start or stop the services of administrator-managed database was rejected because a server pool was specified and server pools are not compatible with administrator-managed databases.

Action: Consult the documentation and reissue the command with the correct options.

PRKF-01272: Option '-eval' was specified to evaluate the effects of service relocation of administrator-managed database {0}.

Cause: An attempt to evaluate the effect of service relocation for an administrator-managed database was rejected because the '-eval' option can only be used to evaluate the relocation of services for policy-managed databases.

Action: Retry the request specifying a service of a policy managed database.

PRKF-01273: Options '-oldinst' and '-newinst' were specified with the services of policy-managed database {0}.

Cause: An attempt to relocate a service of a policy-managed database was rejected because '-oldinst' and '-newinst' options were specified, which can only be used for administrator-managed databases.

Action: Use options '-currentnode' and '-targetnode' to relocate a service in a policy-managed database.

PRKF-01274: Options '-currentnode' and '-targetnode' cannot be used with the services of administrator-managed database {0}.

Cause: An attempt to relocate an administrator-managed database was rejected because '-currentnode' and '-targetnode' options were specified, which can only be used for policy-managed databases.

Action: Use options '-oldinst' and '-newinst' to relocate a service in an administrator-managed database.

PRKF-01279: Mail server login password is empty.

Cause: The command failed because the supplied password was empty.

Action: Specify a valid mail server login password.

PRKF-01280: Virtual machine list is incompletely specified.

Cause: The command failed because the virtual machine list was not specified or had missing values.

Action: Retry the command making sure that the virtual machine list is completely specified including all required values.

PRKF-01295: QoS Management Server already exists.

Cause: An attempt to create the QoS Management Server was rejected because it already exists.

Action: None

PRKF-01296: QoS Management Server creation failed.

Cause: QoS Management Server could not be added because of an exception.

Action: Resolve the exception and retry.

PRKF-01298: QoS Management Server is not configured.

Cause: An attempt to retrieve the configuration of the QoS Management Server failed because the QoS Management Server was not configured on the cluster.

Action: Check the exception printed with this message. If the QoS Management Server is not configured, then it can be created using the command 'srvctl add qosmsserver'. If there are other errors shown with this error, then check the cause and action messages of underlying exception.

PRKF-01300: QoS Management Server is still running. It must be stopped before removing.

Cause: A 'srvctl remove qosmsserver' command was issued while the QoS Management Server was running.

Action: Stop the QoS Management Server using the command 'srvctl stop qosmsserver' and then try removing.

PRKF-01301: QoS Management Server could not be removed.

Cause: An attempt to remove the QoS Management Server failed. The accompanying error messages provide more details.

Action: Review the accompanying error messages and retry after resolving the underlying errors.

PRKF-01303: QoS Management Server RMI port could not be modified.

Cause: An error occurred while trying to modify the QoS Management Server Java Remote Method Invocation (RMI) port.

Action: Examine the accompanying error messages for details.

PRKF-01305: QoS Management Server could not be started.

Cause: An attempt to start the QoS Management Server failed. The accompanying error messages provide more details.

Action: Review the accompanying error messages and retry after resolving the underlying errors.

PRKF-01307: QoS Management Server failed to stop.

Cause: An attempt to stop the QoS Management Server failed. The accompanying error messages provide more details.

Action: Review the accompanying error messages and retry after resolving the underlying errors.

PRKF-01312: QoS Management Server could not be enabled.

Cause: An attempt to enable the QoS Management Server failed. The accompanying error messages provide more details.

Action: Review the accompanying error messages and retry after resolving the underlying errors.

PRKF-01315: QoS Management Server could not be disabled.

Cause: An attempt to disable the QoS Management Server has failed. The accompanying error messages provide more details.

Action: Review the accompanying error messages and retry after resolving the underlying errors.

PRKF-01318: QoS Management Server could not be relocated.

Cause: An attempt to relocate the QoS Management Server failed. The accompanying error messages provide more details.

Action: Review the accompanying error messages and retry after resolving the underlying errors.

PRKF-01320: QoS Management Server is already disabled.

Cause: QoS Management Server could not be disabled because it was already disabled.

Action: None required.

PRKF-01321: QoS Management Server is already enabled.

Cause: QoS Management Server could not be enabled because it was already enabled.

Action: None required.

PRKF-01327: An attempt to modify the port of the QoS Management Server failed because it is running. Use '-force' to force stop and restart the QoS Management Server.

Cause: A request to modify the port number of the QoS Management Server was rejected because such modification requires the QoS Management Server to be stopped and restarted.

Action: Use '-force' option to force restart of the QoS Management Server.

PRKF-01332: QoS Management Server HTTP port could not be modified.

Cause: An error occurred while trying to modify the QoS Management Server HTTP port.

Action: Examine the accompanying error messages for details.

PRKF-01333: unable to add a database resource with a disk group dependency on an ASM client cluster

Cause: An attempt to add a database was rejected because the -diskgroup option was specified on the command line on an ASM client cluster. The database to be added cannot have a dependency on the disk group because there is no disk group resource on an ASM client cluster.

Action: To add a database on a client cluster, reissue the command without the -diskgroup option.

PRKF-01334: failed to retrieve the ASM mode

Cause: Failed to retrieve the mode of ASM on this cluster when attempting to validate the '-diskgroup' option.

Action: Examine the accompanying error messages for details, resolve issues raised and retry the command.

PRKF-01335: Invalid command line options. Neither -addnode nor -deletenode can be specified with -node.

Cause: An attempt to modify the configuration of the specified Oracle home resource failed because an invalid combination of options was specified. Option '-node' was specified to replace the current node list configuration and '-addnode' or '-deletenode' options were specified to append or remove nodes from the current node configuration.

Action: Reissue the command without the '-node' option if either '-addnode' or '-deletenode' are specified.

PRKF-01336: invalid Grid Naming Service role "{0}"

Cause: An invalid value was specified for the Grid Naming Service (GNS) role.

Action: Reissue the command specifying a valid GNS role.

PRKF-01337: nothing to update

Cause: No options were specified to update.

Action: Specify at least one option with the 'srvctl update instance' command.

PRKF-01338: GNS cannot be removed because one or more leaf nodes are present.

Cause: Removing GNS failed because one or more leaf nodes were still running in the cluster.

Action: Delete the leaf nodes or change them to hub role, then retry the GNS remove operation.

PRKF-01339: Rapid Home Provisioning (RHP) server has images registered. Can't clean RHP repository.

Cause: A request to clean the RHP repository was rejected because the RHP server had one or more images registered.

Action: Use 'rhpctl reset server' to delete all images and then retry the command.

PRKF-01348: failure to set the ASM cardinality to a number {0} other than ALL with configured pre-12.1 databases {1}

Cause: An attempt to set the ASM cardinality to the specified number was rejected because the indicated databases were of versions older than 12.1. These databases required the ASM cardinality to be set to ALL.

Action: Keep the ASM cardinality set to ALL until all of the databases are upgraded to release 12.1 or later.

PRKF-01352: Missing option '-preferred' was required by supplying '-modifyconfig'.

Cause: An attempt to modify the resource configuration was rejected because the option '-modifyconfig' was specified without '-preferred'.

Action: Retry the command ensuring that the -preferred option is provided when the -modifyconfig option is specified.

PRKF-01353: invalid value specified while modifying QoS management server resource for '-secure' option

Cause: An attempt to modify a resource was rejected because an invalid value was specified for the '-secure' option.

Action: Retry the command operation, specifying either YES or NO for the '-secure' option.

PRKH-01014 to PRKH-03450

PRKH-01014: Current user "{0}" is not the oracle owner user "{1}" of oracle home "{2}"

Cause: The command was run as a different user than the owner user of the oracle home path.

Action: Retry the command as the user who owns the specified oracle home.

PRKH-01016: Failed to get CSS mode

Cause: An error occurred on a Cluster Synchronization Services request. This message may be accompanied by others identifying the specific problem.

Action: Correct the problem indicated by the accompanying messages, if possible. Otherwise, contact Oracle Support Services.

PRKH-01050: Buffer is too small

Cause: An internal error occurred.

Action: Contact Oracle Support Services.

PRKH-01051: Cluster software (skgxn) error

Cause: An error occurred when Cluster Synchronization Services attempted to use non-Oracle vendor clusterware. This message may be accompanied by others identifying the specific problem.

Action: Correct the problem indicated by the accompanying messages, if possible. Otherwise, contact Oracle Support Services.

PRKH-01052: Invalid arguments

Cause: An internal error occurred.

Action: Contact Oracle Support Services.

PRKH-01053: Cluster synchronization services are not active

Cause: CSS daemon is not running or unable to authenticate with CSS daemon

Action: Use 'crsctl check css' to ensure that CSS daemon is running. If CSS daemon is not running, execute 'crsctl start crs' command.

PRKH-01054: Communications error

Cause: CSS daemon is not running on the local node or unable to authenticate with CSS daemon

Action: Use 'crsctl check css' to ensure that CSS daemon is running. If CSS daemon is not running, execute 'crsctl start crs' command.

PRKH-01055: Oracle Cluster Registry error

Cause: OCR returned an error while processing a CSS request

Action: Ensure that CRSD daemon is running e.g. with crsctl check clusterware

PRKH-01056: Unexpected CSS error

Cause: An internal error occurred.

Action: Contact Oracle Support Services.

PRKH-01057: Check for node with node number 0 failed.

Cause: CSS daemon is not running on local node or unable to authenticate with CSS daemon.

Action: Use 'crsctl check css' to ensure that CSS daemon is running. If CSS daemon is not running, execute 'crsctl start crs' command.

PRKH-01058: Node number specified for the node name lookup is beyond the allowed node number range

Cause: An internal error occurred.

Action: Contact Oracle Support Services.

PRKH-01059: Failed to get ASM mode

Cause: An error occurred on an Oracle Clusterware request. This message may be accompanied by others identifying the specific problem.

Action: Correct the problem indicated by the accompanying messages, if possible. Otherwise, contact Oracle Support Services.

PRKH-03002: Vendor cluster software error occurred in Cluster Synchronization Services

Cause: An error occurred when Cluster Synchronization Services attempted to use non-Oracle vendor clusterware. This message may be accompanied by others identifying the specific problem.

Action: Correct the problem indicated by the accompanying messages, if possible. Otherwise, contact Oracle Support Services.

PRKH-03003: An attempt to communicate with the CSS daemon failed

Cause: CSS daemon is not running.

Action: Ensure that CSS daemon is running.

PRKH-03004: Failed due to insufficient memory for Cluster Synchronization Services

Cause: An internal error occurred.

Action: Contact Oracle Support Services.

PRKH-03005: Entity {0} was not registered with CSS

Cause: The given entity (e.g. instance) was not registered with CSS.

Action: Start the entity before retrying the operation.

PRKH-03009: An attempt was made by Cluster Synchronization Services to release a lock that was not held

Cause: An internal error occurred.

Action: Contact Oracle Support Services.

PRKH-03011: Cluster Synchronization Services was started but has not completed startup

Cause: An attempt to connect to CSS failed because initialization is still in progress.

Action: None

PRKH-03013: An improper buffer argument was supplied to Cluster Synchronization Services

Cause: This is an internal error.

Action: Contact Oracle Support Services.

PRKH-03016: Invalid arguments

Cause: An internal error occurred.

Action: Contact Oracle Support Services.

PRKH-03050: Unexpected error ({0}) returned from Cluster Synchronization Services

Cause: An internal error occurred.

Action: Contact Oracle Support Services.

PRKH-03101: GIPC Error returned from DHCP module

Cause: A communication error occurred on a DHCP operation. This message may be accompanied by others identifying the specific problem.

Action: Correct the problem indicated by the accompanying messages, if possible. Otherwise, contact Oracle Support Services.

PRKH-03150: Unexpected error ({0}) returned from DHCP module

Cause: An internal error occurred.

Action: Contact Oracle Support Services.

PRKH-03202: An error occurred in Oracle Clusterware during an Operating System function call or request

Cause: An error occurred in Oracle Clusterware. This message may be accompanied by others identifying the specific problem.

Action: Correct the problem indicated by the accompanying messages, if possible. Otherwise, contact Oracle Support Services.

PRKH-03203: Required password not supplied

Cause: A requested operation requires a password but none was supplied. This message may be accompanied by others identifying the specific problem.

Action: Correct the problem indicated by the accompanying messages, if possible. Otherwise, contact Oracle Support Services.

PRKH-03204: An improper buffer argument was supplied to Oracle Clusterware

Cause: An internal error occurred.

Action: Contact Oracle Support Services.

PRKH-03205: Internal error in Oracle Clusterware

Cause: An internal error occurred.

Action: Contact Oracle Support Services.

PRKH-03250: Unexpected error ({0}) returned from Oracle Clusterware

Cause: An internal error occurred.

Action: Contact Oracle Support Services.

PRKH-03301: Invalid arguments

Cause: An internal error occurred.

Action: Contact Oracle Support Services.

PRKH-03302: Oracle Clusterware database support layer returned OCR error

Cause: This message may be accompanied by others identifying the specific problem.

Action: Correct the problem indicated by the accompanying messages, if possible.

Otherwise, contact Oracle Support Services.

PRKH-03303: Oracle Clusterware database support layer returned OSD error

Cause: This message may be accompanied by others identifying the specific problem.

Action: Correct the problem indicated by the accompanying messages, if possible.

Otherwise, contact Oracle Support Services.

PRKH-03304: Internal error returned from Oracle Clusterware database support layer

Cause: An internal error occurred.

Action: Contact Oracle Support Services.

PRKH-03306: Internal error returned from Oracle Clusterware database support layer

Cause: An internal error occurred.

Action: Contact Oracle Support Services.

PRKH-03307: Internal error returned from Oracle Clusterware database support layer

Cause: An internal error occurred.

Action: Contact Oracle Support Services.

PRKH-03340: Following VIP error occurred from Oracle Clusterware database support layer

Cause: An error occurred while processing a VIP request. This message may be accompanied by others identifying the specific problem.

Action: Correct the problem indicated by the accompanying messages, if possible.

Otherwise, contact Oracle Support Services.

PRKH-03350: Unexpected error returned from Oracle Clusterware database support layer

Cause: An internal error occurred.

Action: Contact Oracle Support Services.

PRKH-03401: An improper buffer argument was supplied to an internal interface

Cause: An internal error occurred.

Action: Contact Oracle Support Services.

PRKH-03402: OCR error returned from an internal interface

Cause: An internal interface encountered an error in OCR processing. This message may be accompanied by others identifying the specific problem.


Action: Correct the problem indicated by the accompanying messages, if possible.

Otherwise, contact Oracle Support Services.

PRKH-03450: Unexpected error ({0}) returned from an internal interface

Cause: An internal error occurred.

Action: Contact Oracle Support Services.



PRKN-01031 to PRKN-01043

PRKN-01031: Failed to retrieve local host name

Cause: An attempt to retrieve the local host name using Java network functions failed.

Action: Ensure that the 'localhost' entry exists in the hosts configuration file.

PRKN-01032: error occurred while reading input from user's terminal session.

Cause: An attempt to read input from the standard input failed.

Action: Use an operating system command line to run the proper command.

PRKN-01033: The following nodes do not share the filesystem path "{0}" with node {1}: {2}

Cause: A subset of the nodes provided shared the given filesystem path with the local node.

Action: Mount the NFS filesystem on the node(s) that do not share the filesystem path.

PRKN-01034: Failed to retrieve IP address of host "{0}"

Cause: An attempt to retrieve IP address for the host specified failed.

Action: Run 'nslookup' on the host name and make sure the name is resolved or add the host name to OS hosts file.

PRKN-01035: Host "{0}" is unreachable

Cause: An attempt to reach the specified host via IP failed.

Action: Make sure that the host is up and there are no firewalls blocking connectivity between local node and remote host.

PRKN-01036: Windows registry key "{0}" not found on node "{1}"

Cause: Could not find the specified Windows registry key on the identified node.

Action: Contact Oracle Support Services.

PRKN-01037: Unexpected command output on node {0}: "{1}"

Cause: A remotely-executed command produced output when none was expected.

Action: Ensure that ssh or rsh is configured properly on the target node. If it is, contact Oracle Support Services for assistance.

PRKN-01038: The command "{0}" run on node "{1}" gave an unexpected output: "{2}"

Cause: A remote-shell command produced an output when none was expected.

Action: Ensure that ssh or rsh is configured properly on the specified nodes. If it is, contact Oracle Support Services for assistance.

PRKN-01039: Failed to create directory "{0}" on node "{1}"

Cause: The specified directory could not be created on the specified node.

Action: Ensure that the user is an administrator on the specified node, that the specified drive has default share configured on it, and that there is enough space in the specified location. Look at accompanying error messages and respond accordingly.

PRKN-01040: Failed to remove directory "{0}" on node "{1}"

Cause: The specified directory could not be removed on the specified node.

Action: Ensure that the user is an administrator on the specified node, that the specified drive has default share configured on it. Look at accompanying error messages and respond accordingly.

PRKN-01041: Failed to retrieve the current Windows user name: {0}

Cause: An attempt to retrieve the current Windows user name failed with the error cited in the message.

Action: Ensure that the Windows Domain Server is reachable; log in to the OS as a domain user.

PRKN-01042: Failed to execute sharedness check on remote nodes

Cause: An attempt to perform sharedness check on given path failed to execute on remote nodes.

Action: n/a

PRKN-01043: unknown host exception for host "{0}"

Cause: An invalid IP address or unresolvable host name was specified.

Action: If an IP address is specified, then ensure that it is of legal length and format, and retry the operation. If a host name is specified, then ensure that the host name resolves to an IP address, and retry the operation.

PRKO-00371 to PRKO-09088

PRKO-00371: No option specified for "modify gns"

Cause: No option was specified for the "modify gns" command.

Action: Specify at least one option.

PRKO-00372: The "-{0}" option requires the specification of the "-{1}" option.

Cause: An option was specified which requires that another option to be specified at the same time.

Action: Specify the required option.

PRKO-00373: Invalid host name or address: "{0}".

Cause: The host name or address specified for the address on which GNS is to listen was not valid.

Action: Specify a valid host name or IP address. If an IP address is used, it must be one of the following: 1. A valid IPv4 address (N.N.N.N); 2. A valid IPv6 address (N[:N]*).

PRKO-00374: The "-{0}" option may not be used with the "-{1}" option.

Cause: The two options may not be used together.

Action: Run srvtcl with each option specified separately.

PRKO-00375: No option was specified for the GNS "modify" command.

Cause: An option was not specified for the modify command.

Action: Specify an option.

PRKO-00377: The "-{0}" option requires the specification of either the "-{1}" or the "-{2}" option.

Cause: An option was specified which requires that one of the other possible options to be specified at the same time.

Action: Specify the one of the other options.

PRKO-00378: Both "-{0}" and "-{1}" options may not be specified with the "-{2}" option.

Cause: An invalid combination of options was specified.

Action: Specify only one of the other possible options.

PRKO-00380: No other option is allowed when the '-loglevel' option is specified.

Cause: If the '-loglevel' option is specified, no other option may be given.

Action: Only specify the '-loglevel' option.

PRKO-00381: Both '-serverpool' and '-node' options are required to set server pool {0} for single instance database {1} on the cluster.

Cause: Option '-node' is not specified in 'srvctl modify database' command for a single instance database on the cluster.

Action: Specify both -serverpool and -node options in 'srvctl modify database' and retry.

PRKO-00382: The number of candidate servers {0} in server pool {1} should be one for single instance database {2}

Cause: The server pool specified in 'srvctl modify database' command for a single instance database contained more than 1 candidate servers.

Action: Either modify the given server pool via 'srvctl modify srvpool' command to have only one candidate server specified via -node argument or specify another server pool that contains only one candidate server specified via -node argument.

PRKO-00383: Invalid IP address for name "{0}": "{1}"

Cause: The address used for a name was not valid.

Action: Specify a valid IP address. It must be one of the following: 1. A valid IPv4 address (N.N.N.N); 2. A valid IPv6 address (N[:N]*).

PRKO-02000: Invalid command line syntax for a single instance database

Cause: user specified invalid command line syntax.

Action: Look at the usage provided for this command and specify all mandatory options.

PRKO-02001: Invalid command line syntax

Cause: The syntax of the command is incorrect.

Action: Look at the usage provided for this command and use the correct syntax.

PRKO-02002: Invalid command line option: {0}

Cause: Invalid command line option was specified.

Action: Check the value printed along with the exception and specify the correct value.

PRKO-02003: Invalid command line option value:

Cause: Invalid command line option was specified.

Action: Check the value printed along with the exception and specify the correct value.

PRKO-02004: Repetition of command line option: -{0}

Cause: The command line option printed along with the exception was repeated.

Action: Delete the repeated command line option and try the command again.

PRKO-02005: Failure in getting Cluster Database Configuration for:

Cause: The specified database does not exist.

Action: Check the specified database name and try again.

PRKO-02006: Invalid node name: {0}

Cause: Unable to get the hostname for the given node/machine name.

Action: Check the node name and try again.

PRKO-02007: Invalid instance name: {0}

Cause: Unable to obtain the node name on which the instance name specified was running.

Action: Check the instance name specified and try again.

PRKO-02008: Invalid connect string:

Cause: The connect string specified was not in the format username/password [as {SYSDBA|SYSOPER}]

Action: Check the connect string and try again.

PRKO-02009: Invalid name/value string: {0}

Cause: The name value string should be of the form name = value

Action: check the input name/value pair and try again.

PRKO-02010: Invalid command specified on command line: {0}

Cause: The *command* specified on the command line was not recognized.

Action: Valid commands are enable | disable | start | stop | relocate | status | add | remove | modify | getenv | setenv | unsetenv | config | monitor | unmonitor. Usage of *srvctl* is printed with this error. Check the usage and specify a valid command.

PRKO-02011: Invalid object specified on command line: {0}

Cause: The *object* specified on the command line was not recognized.

Action: Valid objects are database | instance | service | nodeapps | vip | network | asm | diskgroup | listener | srvpool | scan | scan_listener | oc4j | qosmserver | home | filesystem | gns | cvu | havip | exportfs | volume | mgmtdb | mgmtlsnr | rhpserver | rhpclient | cha | host. Usage for the '*srvctl*' command is displayed with this exception. Check the usage printed with this error and use a valid object.

PRKO-02012: {0} object is not supported in Oracle Restart

Cause: The *object* specified on the command line was not a valid object for the Oracle Restart mode.

Action: Valid objects for Oracle Restart mode are database | service | asm | diskgroup | listener | home | ons. *SRVCTL* usage is printed along with this exception. Check the usage printed with this error and use a valid object.

PRKO-02013: {0} object is not supported in Oracle Clusterware

Cause: The *object* specified on the command line was not a valid object for the Oracle Clusterware mode.

Action: Valid objects for Oracle Clusterware are database | instance | service | nodeapps | vip | network | asm | diskgroup | listener | srvpool | scan | scan_listener | oc4j | qosmserver | home | filesystem | gns | cvu | havip | exportfs | volume | mgmtdb | mgmtlsnr. *Srvctl* usage is printed along with this exception. Check the usage printed with this error and use a valid object.

PRKO-02014: The -all option must be specified with '-db <db_unique_name>' for 'srvctl config database' command

Cause: The '-all' option was specified without the required '-db' option specifying for which database to retrieve configuration.

Action: To retrieve the full configuration of the database, specify both '-db' and '-all' option with the command '*srvctl config database*'.

PRKO-02016: Database {0} has no services configured

Cause: 'srvctl config database' request found no services configured for the database.

Action: Use the command 'srvctl add service' to configure services for the database and then retry.

PRKO-02017: Service {0} does not exist for database {1}.

Cause: The service being updated was not defined for the given database.

Action: Specify a service that is defined for the database, or create the service if appropriate.

PRKO-02018: No databases are configured

Cause: No databases were configured.

Action: Use the command 'srvctl add database' to configure databases.

PRKO-02049: Invalid name-value string: {0}

Cause: The name=value string specified is not in valid format.

Action: The format for the string should be name=value. Check input and correct the error.

PRKO-02050: Error in enabling ASM instance on node {0}. {1}

Cause: ASM could not be enabled.

Action: Make sure that the node name is correct and that ASM exists on the specified node and it is not already enabled on the node. The current state of the ASM can be found using the command 'srvctl status asm'. To check if ASM is configured or not, use the command 'srvctl config asm'.

PRKO-02053: Error in disabling ASM instance on node {0}. {1}

Cause: ASM could not be disabled.

Action: Make sure that the node name is correct and that ASM exists on the specified node and it is not already disabled on the node. The current state of the ASM can be found using the command 'srvctl status asm'. To check if ASM is configured or not, use the command 'srvctl config asm'.

PRKO-02054: Invalid command line syntax, mandatory options are either {0} or {1}, but not both.

Cause: The command requires exactly one set of mandatory command line options. But either some options in one set were missing or the options from both sets were specified.

Action: Check the command line options entered and make sure that all the mandatory options in one set are specified.

PRKO-02056: Error occurred while checking dependent resources on network {0}. Network was not removed.

Cause: An attempt to check if any resources are dependent on the given network failed.

Action: Make sure that the network is up. Make sure that the user has sufficient permission to remove network. If force flag was not specified in the remove command then specify force flag and try the command again.

PRKO-02058: Scan name {0} cannot be the same as a cluster node name: {1}

Cause: Scan name is same as a cluster node name.

Action: Choose a different scan name and issue the command.

PRKO-02065: Only one server pool should be provided for a single instance database on a cluster

Cause: An attempt to create a single instance database failed because more than one server pool was specified.

Action: Provide only one server pool while creating the single instance database.

PRKO-02067: The size of server pool should be one for single instance database

Cause: An attempt to create a single instance database failed because a server pool with more than one server was specified.

Action: Provide a server pool with only one server while creating a single instance database.

PRKO-02069: OC4J could not be created as it already exists

Cause: A new OC4J instance could not be created, as there is an existing instance of OC4J.

Action: Only one instance of OC4J can exist at any given time.

PRKO-02070: OC4J creation failed

Cause: A new OC4J instance could not be added because of OC4J exception.

Action: Resolve the OC4J exception and then try the OC4J addition again.

PRKO-02072: OC4J is not configured

Cause: OC4J is not configured on the cluster.

Action: Check the exception printed with this message. If OC4J is not configured then OC4J instance can be created using the command 'srvctl add oc4j'. If there are other errors shown with this error then check the cause/action messages of underlying exception.

PRKO-02074: OC4J is still running. It must be stopped before removing.

Cause: 'srvctl remove oc4j' command was issued while OC4J instance was running.

Action: Stop the oc4j instance using the command 'srvctl stop oc4j' and then try removing.

PRKO-02075: OC4J could not be removed

Cause: OC4J instance could not be removed because it does not exist.

Action: The current OC4J configuration can be checked using the command 'srvctl config oc4j'. Make sure that OC4J instance is running on that port. If there are other underlying messages printed then check the cause/action for the underlying errors shown with this.

PRKO-02077: OC4J RMI port could not be modified

Cause: An error occurred while trying to modify the OC4J Java Remote Method Invocation (RMI) port.

Action: Examine the accompanying error messages for details.

PRKO-02079: OC4J could not be started

Cause: The start of OC4J instance failed.

Action: Make sure that OC4J instance exists and is not already started.

PRKO-02081: OC4J failed to stop

Cause: The OC4J instance could not be stopped.

Action: Make sure that OC4J instance exists and are not already stopped.

PRKO-02082: Missing mandatory option {0}

Cause: The specified mandatory command option is missing.

Action: Use `srvctl` with the `-help` option to display option details for the command and make sure that all the mandatory options are specified.

PRKO-02087: OC4J could not be enabled

Cause: OC4J instance could not be enabled.

Action: Make sure that node name is correct and that OC4J instance exists and is not already enabled. The current state of the OC4J instance can be found using the command `'srvctl status oc4j'` command. To check if OC4J instance is configured or not use `'srvctl config oc4j'` command.

PRKO-02090: OC4J could not be disabled

Cause: OC4J instance could not be disabled.

Action: Make sure that Node name is correct and that OC4J instance exists and is not already disabled. The current state of the OC4J instance can be found using the command `'srvctl status oc4j'`. To check if OC4J instance is configured or not use the command `'srvctl config oc4j'`.

PRKO-02093: OC4J could not be relocated

Cause: OC4J instance could not be relocated to given node.

Action: If the node name was passed in the command line make sure that the node name is valid. Also make sure that OC4J instance exists on the cluster and is running.

PRKO-02100: Cannot update service {0} because database {1} is not administrator-managed

Cause: An attempt to update the service using `'-update'` option failed because this option can be used with administrator-managed databases only.

Action: Make sure that you provide correct options for the command `'srvctl add service'`.

PRKO-02102: Failed to create server pool {0}: {1}

Cause: An attempt to create the specified server pool failed because of the reason provided by the accompanying error.

Action: Examine the accompanying error messages for details.

PRKO-02103: The '-available' and '-preferred' options cannot both be supplied with '-update'

Cause: Command `'srvctl add service'` with `'-update'` option failed because both options `'-available'` and `'-preferred'` were provided.

Action: Reissue the command with the correct options.

PRKO-02104: Option '-available' or '-preferred' must be supplied with '-update'

Cause: Command `'srvctl add service'` with option `'-update'` failed because it requires option `'-available'` or `'-preferred'` to be provided.

Action: Reissue the command with the correct options.

PRKO-02105: Option '-serverpool' cannot be used with option '-preferred','-available' or '-tafpolicy'

Cause: A `'srvctl add service'` command specified conflicting options.

Action: Reissue the command with the correct options.

PRKO-02106: There is no server pool associated with database {0}

Cause: Command 'srvctl add service' failed because the given database doesn't have an associated server pool.

Action: Oracle internal error. Contact customer support.

PRKO-02108: Command line options '-instance' and '-node' cannot be used together

Cause: Conflicting options were specified on a 'srvctl add service' command.

Action: Reissue the command with the correct options.

PRKO-02109: Options '-server', '-instance', or '-timeout' can only be supplied with option '-dbtype'

Cause: Incorrect usage of '-server', '-instance' and '-timeout' options.

Action: Reissue the command with the correct options.

PRKO-02110: The '-cardinality' option is not supported on a 'add service' request for administrator-managed database {0}.

Cause: An attempt to add a service for the indicated database using the '-cardinality' option was rejected because that option was not supported for administrator-managed databases.

Action: Reissue the command using the '-preferred' and '-available' options to specify service placement.

PRKO-02111: Invalid number {0} for command line option {1}

Cause: Invalid value was specified for the command line option that requires a number in a certain range.

Action: Check the value printed and specify a number within the required range.

PRKO-02112: Options '-node' and '-policy' were specified to create RAC One Node database {0}

Cause: Incorrect usage of '-node' and '-policy' options.

Action: Remove '-node' and '-policy' options and issue command again.

PRKO-02115: OC4J is already disabled

Cause: OC4J instance could not be disabled because it is already disabled.

Action: None required.

PRKO-02116: OC4J is already enabled

Cause: OC4J instance could not be enabled because it is already enabled.

Action: None required.

PRKO-02117: Options '-serverpool' and '-server' cannot be used together

Cause: Options '-serverpool' and '-server' were used incorrectly.

Action: Correct options and issue command again.

PRKO-02118: Options '-serverpool' and '-instance' were specified together

Cause: Incorrect usage of '-serverpool' and '-instance' options.

Action: Correct options and issue command again.

PRKO-02119: Only one server pool can be specified with the -serverpool option for a RAC One Node database

Cause: Incorrect number of serverpools was supplied with the '-serverpool' option.

Action: Specify one server pool with the '-serverpool' option and issue command again.

PRKO-02120: Options '-node' and '-policy' cannot be used to modify RAC One Node database

Cause: Options '-node' and '-policy' were used incorrectly.

Action: Remove '-node' and '-policy' options and issue command again.

PRKO-02121: Options '-server' and '-timeout' cannot be used to modify a database that is not RAC One Node

Cause: Options '-server' and '-timeout' were used incorrectly.

Action: Remove '-server' and '-timeout' options and issue command again.

PRKO-02122: Database type can only be 'RAC' or 'RACONENODE

Cause: Incorrect database type was specified for the command 'srvctl convert database'.

Action: Specify 'RAC' or 'RACONENODE' when running the command 'srvctl convert database'.

PRKO-02126: Options '-node', '-timeout' and '-stopoption' cannot be used with options '-abort' and '-revert'

Cause: Options '-node' or '-timeout' or '-stopoption' could not be used with '-abort' or '-revert'.

Action: Remove the options that are not required and issue the command again.

PRKO-02127: Either option '-server' or '-serverpool' must be supplied for adding RAC One Node database

Cause: Options '-server' and '-serverpool' were not specified when adding an Oracle RAC One Node database.

Action: Use the command 'srvctl add database' with either '-server' or '-serverpool' option.

PRKO-02128: Specified cardinality {0} is not valid for policy-managed RAC One Node service {1}

Cause: Given cardinality was not applicable to an Oracle RAC One Node service.

Action: Use the 'srvctl add service' without the '-cardinality' option or specify SINGLETON value for the '-cardinality' option.

PRKO-02129: Online relocation timeout value {0} is not within the range of {1} and {2}

Cause: Online relocation timeout value was not within the required range.

Action: Supply a value within the required range.

PRKO-02130: Supplied node {0} must be in the candidate list of the administrator-managed database {1}

Cause: The supplied node name was not in the candidate list of the administrator-managed database.

Action: Supply a node in the candidate list of the database and rerun the command 'srvctl start database'.

PRKO-02131: Supplied node {0} must be in the server pool of the policy-managed database {1}

Cause: The supplied node name was not in the server pool of the policy-managed database.

Action: Supply a node from the server pool of the database and rerun the command 'srvctl start database'.

PRKO-02132: Options '-serverpool', '-preferred' and '-available' cannot be used to add services for RAC One Node database {0}

Cause: Failed to add specified service because provided options cannot be used to add a service for an Oracle RAC One Node database.

Action: Use the command 'srvctl add service' without options '-serverpool', '-preferred' or '-available'.

PRKO-02133: Options '-serverpool', '-preferred' and '-available' cannot be used to modify services for RAC One Node database {0}

Cause: Failed to modify specified service because provided options cannot be used to modify a service for an Oracle RAC One Node database.

Action: Use the command 'srvctl modify service' without options '-serverpool', '-preferred' or '-available'.

PRKO-02134: 'srvctl add instance' command is not supported with RAC One Node databases

Cause: The specified database does not support 'srvctl add instance' command.

Action: Convert the Oracle RAC One Node database to an Oracle RAC database by using the command 'srvctl convert database' and then rerun using the command 'srvctl add instance'.

PRKO-02135: 'srvctl remove instance' command is not supported with RAC One Node databases

Cause: The one instance of the Oracle RAC One Node database cannot be removed by using the command 'srvctl remove instance'.

Action: Run the command 'srvctl remove database'.

PRKO-02136: 'srvctl start/stop/enable/disable/status/setenv/getenv/unsetenv instance' commands are not supported with Oracle RAC One Node databases

Cause: The supplied instance command is not supported with an Oracle RAC One Node database.

Action: For an Oracle RAC One Node database, perform srvctl operations using the 'database' noun instead of the 'instance' noun.

PRKO-02137: Option '-node' must not be supplied to convert policy-managed RAC One Node database to RAC database

Cause: Failed to convert database because provided option cannot be used to convert policy-managed Oracle RAC One Node database.

Action: Use the command 'srvctl convert database' without '-node' option.

PRKO-02138: Database {0} is not of RAC One Node database type

Cause: The supplied database was not an Oracle RAC One Node database.

Action: Run the command 'srvctl convert database' with database of type Oracle RAC One Node.

PRKO-02139: Supplied nodes {0} should contain node {1} where database {1} is already running on

Cause: Supplied nodes did not include the node that the database was running on.

Action: Make sure given nodes include the node that the database is running on.

PRKO-02140: Option '-node' must be supplied when adding single instance database

Cause: Option '-node' was not supplied when adding single instance database.

Action: Supply '-node' option and issue command again.

PRKO-02141: Option '-revert' requires option '-abort'

Cause: Command 'srvctl relocate database' with option '-revert' failed because it requires option '-abort' to be provided.

Action: Correct options and issue command again.

PRKO-02142: Cannot start RAC One Node database when an online relocation request for the database is already active

Cause: Unable to start the supplied Oracle RAC One Node database because it already has an active online relocation request.

Action: Specify another database to start.

PRKO-02143: Cannot stop RAC One Node database when an online relocation request for the database is already active

Cause: Unable to stop the supplied Oracle RAC One Node database because it already has an active online relocation request.

Action: Either wait for the online relocation request to complete or specify another database to stop.

PRKO-02144: Option '-server' cannot be used with RAC One Node policy-managed database {0}

Cause: The '-server' option was specified to modify the candidate server list for an Oracle RAC One Node policy-managed database.

Action: Either use the command 'srvctl modify srvpool' to modify the candidate server list or specify '-serverpool' option with the command 'srvctl modify database' to modify the server pool.

PRKO-02145: 'srvctl remove instance' command is not supported with single instance databases

Cause: The single instance database cannot be removed by the 'srvctl remove instance' command.

Action: Run the command 'srvctl remove database'.

PRKO-02147: A 'srvctl add database' command specified the '-server', '-instance' or '-timeout' option for a database that is not Oracle RAC One Node

Cause: A 'srvctl add database' command was issued that included either the '-server', '-instance', or '-timeout' option but did not include a '-dbtype' option specifying that the database being added was Oracle RAC One Node. These options are permitted only for Oracle RAC One Node databases.

Action: Either remove the '-server', '-instance' or '-timeout' option or specify the '-dbtype' option with type Oracle RAC One Node.

PRKO-02148: Option '-node' must be supplied when running 'srvctl relocate database' for administrator-managed RAC One Node database

Cause: Option '-node' was not specified when executing relocate on administrator-managed Oracle RAC One Node database.

Action: Use the command 'srvctl relocate database' with '-node' option.

PRKO-02149: A 'srvctl modify database' command specified the '-instance' option for a RAC database

Cause: Option '-instance' in "srvctl modify database" command can be used to modify the instance name of a single instance database or instance name prefix of a Oracle RAC One Node database.

Action: Try 'srvctl modify instance' command to modify the instance name of the Oracle RAC database.

PRKO-02156: Instance name {0} is not valid

Cause: The supplied instance name is not the correct format for Oracle RAC One Node database.

Action: Make sure that the instance name is of the format <instance_name_prefix>_1 or <instance_name_prefix>_2. Use the command 'crsctl modify resource' to correct the instance name.

PRKO-02157: Option '-instance' must not specified to convert policy-managed RAC database to RAC One Node database

Cause: Failed to convert database because the provided option can not be used to convert policy-managed Oracle RAC database to an Oracle RAC One Node database.

Action: Use the command 'srvctl convert database' without '-instance' option.

PRKO-02158: Option '-node' must not be specified to convert a RAC database to RAC One Node database

Cause: Failed to convert database because the provided option '-node' should not be supplied to convert an Oracle RAC database to an Oracle RAC One Node database.

Action: Use the command 'srvctl convert database' without '-node' option.

PRKO-02159: Option '-instance' must be specified to convert an administrator-managed RAC database to its equivalent RAC One Node database configuration

Cause: Failed to convert database because the option '-instance' was not specified to convert administrator-managed Oracle RAC database to its equivalent Oracle RAC One Node database configuration.

Action: Use the command 'srvctl convert database' with '-instance' option.

PRKO-02160: Option '-timeout' must not be specified to convert a RAC One Node database to its equivalent RAC database configuration

Cause: Failed to convert database because option '-timeout' was specified to convert an Oracle RAC One Node database to its equivalent Oracle RAC database configuration.

Action: Use the command 'srvctl convert database' without '-timeout' option.

PRKO-02165: VIP does not exist on node(s) : {0}

Cause: VIP was not configured on the nodes.

Action: Add VIP using the command 'srvctl add nodeapps' or 'srvctl add vip' and try this command again.

PRKO-02166: GSD does not exist on node(s): {0}

Cause: GSD was not configured on the nodes

Action: Add GSD using the command 'srvctl add nodeapps' and try this command again.

PRKO-02167: VIP {0} does not exist.

Cause: VIP with the specified name was not configured.

Action: Add VIP using the command 'srvctl add nodeapps' or 'srvctl add vip' and try this command again.

PRKO-02168: Node applications are still running on node:

Cause: Node applications are still running on node when a remove was attempted.

Action: Stop the node applications before removing them or use force flag when attempting removal.

PRKO-02172: Some or all node applications are not removed successfully on node:

Cause: Not all node applications were removed on the node.

Action: Make sure that all resources that depend on node applications are stopped before attempting to remove node applications. Also if force flag was not specified, reissue this command with the force flag specified.

PRKO-02173: Instance {0} is already a preferred instance for service {1}.

Cause: Given instance is already a preferred instance for the service.

Action: Specify an instance other than the preferred instances of this service.

PRKO-02174: Instance {0} is already an available instance for service {1}.

Cause: Given instance is already an available instance for the service.

Action: Specify an instance other than the available instances of this service.

PRKO-02175: Failed to remove service {0} because this is the last service of RAC One Node database {1}

Cause: An attempt was made to remove the last service of an Oracle RAC One Node

Action: Add another service, for example by using the command 'srvctl add service', before removing the given service. Otherwise, if you are trying to deconfigure database, then remove the database directly, for example by using the command 'srvctl remove database'.

PRKO-02176: ONS daemon does not exist on node(s): {0}

Cause: ONS was not configured on the nodes.

Action: Add ONS using the command 'srvctl add nodeapps' and try this command again.

PRKO-02182: eONS daemon does not exist on node(s): {0}

Cause: eONS was not configured on the nodes.

Action: Add eONS using the command 'srvctl add nodeapps' and try this command again.

PRKO-02183: Node applications run on default network only. The netmask given {0} doesn't match default networks netmask {1}

Cause: The netmask given in the modify command doesn't match with default network's netmask.

Action: Modify the default network first using the command 'srvctl modify nodeapps -subnet *options*' and then try modifying the VIP.

PRKO-02184: Node applications run on default network only. The interface given {0} doesn't match default networks interface {1}

Cause: The interface specified in the modify command doesn't match with default network's interface.

Action: Modify the default network's interface using the command 'srvctl modify nodeapps -subnet *options*' and then try modifying the VIP.

PRKO-02185: The new VIP address given is same as the current VIP address

Cause: The VIP address given for modification is same as the current VIP. So there is nothing to modify.

Action: Check the VIP address you want to modify and specify the correct value.

PRKO-02186: The command line parameter host port list should be in the form *host[:port][,host[:port]]...*

Cause: The command line parameter -remoteservers <host_port_list> was not in the format *host[:port][,host[:port]]...* with port being numeric.

Action: Check the input and correct any error and try the command again.

PRKO-02187: The network resource has been modified successfully. VIP and other resources that depend on it might not start up unless they are modified

Cause: When underlying network resource has been modified the VIP should be updated to the new network resource. This is not a error and is just a status message.

Action: Use the command 'srvctl modify nodeapps -address *options*' to update the VIP to the new network.

PRKO-02188: All the node applications already exist. They were not recreated.

Cause: The command 'srvctl add nodeapps' was attempted when all the node applications already existed.

Action: If you want to modify node applications you should use the command 'srvctl modify nodeapps'.

PRKO-02190: VIP exists for node {0}, VIP name {1}

Cause: The VIP being added already exists.

Action: Check the input and if VIP needs to be modified use 'srvctl modify VIP' command.

PRKO-02199: Invalid address string:

Cause: VIP address being passed on the command line is not a valid address string.

Action: Address string should be of the format *{name | ip}/netmask/[if1[| if2...]]*. Check the usage and correct the address format.

PRKO-02200: Invalid interface specified on command line: {0}

Cause: VIP address specification '-address *{name | ip}/netmask[/if1[| if2 | ...]]*' or the network address specification '-subnet *subnet/netmask[/if1[| if2 | ...]]*' on the command line contained interfaces names, none of which exist on current node.

Action: Check the interfaces listed in the address string and make sure that they are enabled and are up. Use network interface names on the command line if there is more than one interfaces that connect to the same network.

PRKO-02207: Warning:-{0} option has been deprecated and will be ignored.

Cause: Deprecated option has been used in the command line. The option will be ignored.

Action: Check the documentation for the new syntax of the command.

PRKO-02208: {0} command has been deprecated and will be ignored.

Cause: The command being executed has been deprecated and will not do any action.

Action: Check the documentation for the commands supported by srvctl.

PRKO-02209: {0} command is not supported for configuration using server pool.

Cause: The given command failed because it isn't applicable to instances of policy managed-databases.

Action: Check the documentation on the commands that are applicable to policy-managed databases.

PRKO-02211: ASM listener was not found

Cause: ASM listener does not exist.

Action: Use the command 'srvctl modify asm -listener <lsnr_name>' to set the listener that ASM should register with.

PRKO-02214: Specified server pool {0} cannot be used to host single instance database {1}

Cause: An attempt to create a single instance database failed because the specified server pool had no configured candidate server.

Action: Use the command 'srvctl modify srvpool' with '-servers' option to configure a candidate server for the server pool. Make sure that the candidate server name specified with the '-servers' option matches that of the '-node' option in the command 'srvctl add database'.

PRKO-02215: Specified server pool {0} has more than one candidate server

Cause: An attempt to create a single instance database failed because a server pool with more than one candidate server was specified.

Action: Provide a server pool with only one candidate server when creating a single instance database.

PRKO-02310: VIP does not exist on node {0}.

Cause: VIP was not configured on that node on which modification was attempted.

Action: VIP must be added using the command 'srvctl add nodeapps', before it can be modified.

PRKO-02313: A VIP named {0} does not exist.

Cause: An attempt was made to operate on a VIP with the specified VIP name. No such VIP was configured on the cluster.

Action: Check the status of VIPs using the command 'srvctl status vip'. VIP must be added using the command 'srvctl add vip' before any operation on it.

PRKO-02318: Target instance {0} already supports service {1}.

Cause: Given database instance already provides the given service.

Action: Specify an instance that is not a preferred or available instance for this service.

PRKO-02331: ONS daemon does not exist.

Cause: ONS daemon was not configured on this cluster.

Action: ONS daemon can be configured using the 'srvctl add nodeapps' command.

PRKO-02339: eONS daemon does not exist.

Cause: eONS daemon was not configured on this cluster.

Action: eONS daemon can be configured using the command 'srvctl add nodeapps'.

PRKO-02377: eONS already uses {0} as listening port. Nothing to modify.

Cause: The listening port specified in this command is already in use by eONS.

Action: Check the input and if the listening port needs to be changed then specify a different port.

PRKO-02380: VIP {0} is still running on node: {1}

Cause: VIP to be removed is still running on a node.

Action: Stop the VIP before attempting to remove it or retry the command with force flag.

PRKO-02381: VIP {0} is not removed successfully:

Cause: VIP remove action failed because VIP was running and force flag was not specified or an exception occurred during the removal.

Action: Make sure that any applications, like for example listener, that depend on VIP are down. Try using -force option to remove the VIP. If you use force option to remove VIP then any application that depends on this VIP will stop working. Look at the help message for the accompanying exception.

PRKO-02383: Network {0} is not removed successfully:

Cause: Since there were no VIPs hosted on the network an attempt was made to remove the network and network removal failed.

Action: Make sure that all other applications that depend on default network are stopped. If force flag was not specified then specify force flag and try the command again.

PRKO-02385: The specified hostname or address {0} cannot be resolved.

Cause: An invalid IP address or irresolvable hostname was specified.

Action: If IP address is specified then make sure that it is of legal length. If a host name is specified then make sure that the host name resolves to an IP address.

PRKO-02386: Netmask is missing in address string:

Cause: NETMASK is missing in the VIP address that was passed in the command string.

Action: VIP address is of form <ip_or_name>/netmask[/interface1[|interface2...]]. Specify the netmask.

PRKO-02387: -node <node_name> option has been deprecated.

Cause: '-node <node_name>' option has been deprecated in this release.

Action: Remove the usage of '-node <node_name>' option in the command.

PRKO-02388: Command line option {0} should be followed by a value.

Cause: The value needs to be specified by the command line option.

Action: Look at the usage and of the command and specify an appropriate value.

PRKO-02389: Invalid command line options. Neither -address nor -node can be specified with -subnet.

Cause: Invalid combination of options specified for add/modify node application command. Option '-address' is node-specific and has to be used with '-node' option. '-subnet' option is a global option and it cannot be used with '-address' or '-node' option.

Action: Issue the command using either '-address' and '-node' options together or '-subnet' option without '-address' or '-node' option.

PRKO-02390: -node <node_name> option has been deprecated and is ignored.

Cause: '-node <node_name>' option has been deprecated and is ignored from this release. It has no effect on the command.

Action: Remove the usage of '-node <node_name>' from the command line.

PRKO-02391: Network resource {0},{1} already exists. Nothing to modify

Cause: The subnet specified is already the default subnet.

Action: Check the input and if the subnet needs to be modified then specify a different subnet.

PRKO-02392: eONS already uses {0} as Multicast address. Nothing to modify.

Cause: The Multicast address specified in this command is already in use by eONS.

Action: Check the input and if the Multicast address needs to be changed then specify a different address.

PRKO-02393: eONS already uses {0} as Multicast port. Nothing to modify.

Cause: The Multicast port specified in this command is already in use by eONS.

Action: Check the input and if the Multicast port needs to be changed then specify a different port.

PRKO-02394: ONS already uses {0} as port for local connections. Nothing to modify.

Cause: The modify node applications command failed because the ONS port for local connections is already used by ONS for local connections.

Action: Check the input and if the port used by ONS for local connections need to be modified specify a different address.

PRKO-02395: ONS already uses {0} as port for remote connections. Nothing to modify.

Cause: The modify node applications command failed because the ONS port for remote connections is already used by ONS for remote connections.

Action: Check the input and if the port used by ONS for remote connections need to be modified specify a different address.

PRKO-02396: The list of remote host/port ONS pairs matches the current list : {0}. Nothing to modify.

Cause: The modify node applications command failed because the remote host/port ONS pairs matches the current list.

Action: Check the input and if the remote host/port pairs need to be modified and specify a different host/port list.

PRKO-02405: Network resource does not exist on the cluster nodes.

Cause: Network resource does not exist on the cluster nodes.

Action: Node applications can be added by using the command 'srvctl add nodeapps'.

PRKO-02409: GSD is already disabled on node(s): {0}

Cause: The disable node applications command failed because GSD was already disabled.

Action: None required.

PRKO-02410: VIP is already disabled on node(s): {0}

Cause: The disable node applications command failed because VIP was already disabled.

Action: None required.

PRKO-02411: Network resource is already disabled.

Cause: The disable node applications command failed because Network resource was already disabled.

Action: None required.

PRKO-02412: ONS is already disabled on node(s): {0}

Cause: The disable node applications command failed because ONS was already disabled.

Action: None required.

PRKO-02413: eONS is already disabled on node(s): {0}

Cause: The disable node applications command failed because eONS was already disabled.

Action: None required.

PRKO-02414: GSD is already enabled on node(s): {0}

Cause: The enable node applications command failed because GSD is already enabled.

Action: None required.

PRKO-02415: VIP is already enabled on node(s): {0}

Cause: The enable node applications command failed because VIP is already enabled.

Action: None required.

PRKO-02416: Network resource is already enabled.

Cause: The enable node applications command failed because Network resource is already enabled.

Action: None required.

PRKO-02417: ONS is already enabled on node(s): {0}

Cause: The enable node applications command failed because ONS is already enabled.

Action: None required.

PRKO-02418: eONS is already enabled on node(s): {0}

Cause: The enable node applications command failed because eONS is already enabled.

Action: None required.

PRKO-02419: GSD is already started on node(s): {0}

Cause: The start node applications command failed because GSD is already started.

Action: None required.

PRKO-02420: VIP {0} is already started on nodes: {1}

Cause: The start node applications command failed because VIP was already started.

Action: None required.

PRKO-02421: Network resource is already started on node(s): {0}

Cause: The start node applications command failed because Network resource is already started.

Action: None required.

PRKO-02422: ONS is already started on node(s): {0}

Cause: The start node applications command failed because ONS is already started.

Action: None required.

PRKO-02423: eONS is already started on node(s): {0}

Cause: The start node applications command failed because eONS is already started.

Action: None required.

PRKO-02424: GSD is already stopped on node(s): {0}

Cause: The stop node applications command failed because GSD is already stopped.

Action: None required.

PRKO-02425: VIP is already stopped on node(s): {0}

Cause: The stop node applications command failed because VIP is already stopped.

Action: None required.

PRKO-02426: ONS is already stopped on node(s): {0}

Cause: The stop node applications command failed because ONS is already stopped.

Action: None required.

PRKO-02427: eONS is already stopped on node(s): {0}

Cause: The stop node applications command failed because eONS is already stopped.

Action: None required.

PRKO-02428: VIP is running on the node {0} and cannot be modified.

Cause: Modify nodeapps command failed because VIP being modified is running on a node.

Action: Stop the node application by issuing the command 'srvctl stop nodeapps' and retry the modify again.

PRKO-02429: -node <node_name> should be specified with -address {name | ip}/netmask[/if1[| if2]] for modifying VIP.

Cause: If '-node <node_name>' option is specified then '-address' option must also be specified for modifying VIP.

Action: If you want to modify the VIP then specify both the '-node' and '-address' options. Otherwise remove the '-node <node_name>' option.

PRKO-02430: Missing required '-node' option for 'srvctl modify nodeapps -address' VIP modification.

Cause: '-address *options*' was specified for the 'modify nodeapps' command without specifying which node VIP needs to be modified.

Action: Specify the node whose VIP needs to be modified by using '-node' option.

PRKO-02431: Warning: the -node option is obsolescent; 'srvctl remove vip' is preferred for removing per-node VIP resource

Cause: The command 'srvctl remove nodeapps' was issued with the '-node' option specifying one or more nodes. Support for this option will be removed in a future release, at which time you must use the preferred command 'srvctl remove vip -vip <vip_list>'.

Action: The command is processed normally and attempts to remove VIP resources for the specified node(s). This message is displayed only to alert you to a future change. Use the command 'srvctl remove nodeapps' to remove all node applications from the last node of the cluster.

PRKO-02438: Network resource does not exist.

Cause: Network resource to be started/stopped/modified/enabled/disabled does not exist.

Action: Network resource can be created using the command 'srvctl add nodeapps'.

PRKO-02439: VIP does not exist.

Cause: VIP to be started/stopped/modified/enabled/disabled does not exist.

Action: VIP can be created using the command 'srvctl add nodeapps'.

PRKO-02440: Network resource is already stopped.

Cause: The stop node applications command failed because network resource was already stopped.

Action: None required.

PRKO-02452: ONS already exists

Cause: A new instance of ONS daemon could not be created, as there is an existing instance of ONS.

Action: None required.

PRKO-02453: eONS already exists

Cause: A new instance of eONS daemon could not be created, as there is an existing instance of eONS.

Action: None required.

PRKO-02458: ONS does not exist

Cause: ONS daemon was not configured on this instance of Oracle Restart.

Action: Add ONS daemon using the command 'srvctl add ons' and try this command again.

PRKO-02463: eONS does not exist

Cause: eONS daemon was not configured on this instance of Oracle Restart.

Action: Add eONS daemon using the command 'srvctl add eons' and try this command again.

PRKO-02465: ONS does not exist.

Cause: ONS daemon was not configured on this instance of Oracle Restart.

Action: ONS daemon can be configured using the command 'srvctl add ons'.

PRKO-02466: Both '-address' and '-iptype' options cannot be specified when modifying VIP

Cause: Both '-address' and '-iptype' options were specified in the modify VIP command.

Action: Specify either '-address' or '-iptype' but not both in the modify VIP command.

PRKO-02467: adminhelper does not exist

Cause: adminhelper was not configured on this cluster.

Action: Configure the adminhelper with the 'srvctl add rhpsrver' or 'srvctl add rhpclient' command.

PRKO-02468: adminhelper is already started on nodes: {0}

Cause: The adminhelper start command failed because adminhelper is already started.

Action: None required.

PRKO-02469: adminhelper is already stopped on nodes: {0}

Cause: The command to stop adminhelper failed because adminhelper is already stopped.

Action: None required.

PRKO-02470: adminhelper is already enabled on nodes: {0}

Cause: The adminhelper enable command failed because adminhelper is already enabled.

Action: None required.

PRKO-02471: adminhelper is already disabled on nodes: {0}

Cause: The adminhelper disable command failed because adminhelper is already enabled.

Action: None required.

PRKO-02567: eONS daemon does not exist.

Cause: eONS daemon was not configured on this instance of Oracle Restart.

Action: eONS daemon can be configured using the command 'srvctl add eons'.

PRKO-02569: ONS is already started.

Cause: The command 'srvctl start ons' failed because the ONS daemon was already started.

Action: None required.

PRKO-02571: eONS is already started.

Cause: The command 'srvctl start eons' failed because the eONS daemon was already started.

Action: None required.

PRKO-02573: ONS daemon is already stopped.

Cause: The command 'srvctl stop ons' failed because the ONS daemon was already stopped.

Action: None required.

PRKO-02575: eONS daemon is already stopped.

Cause: The command 'srvctl stop eons' failed because the eONS daemon was already stopped.

Action: None required.

PRKO-02576: ONS is already enabled.

Cause: The command 'srvctl enable ons' failed because the ONS was already enabled.

Action: None required.

PRKO-02579: eONS is already enabled.

Cause: The command 'srvctl enable eons' failed because the eONS was already enabled.

Action: None required.

PRKO-02581: ONS is already disabled.

Cause: The command 'srvctl disable ons' failed because the ONS was already disabled.

Action: None required.

PRKO-02583: eONS is already disabled.

Cause: The command 'srvctl disable eons' failed because the eONS was already disabled.

Action: None required.

PRKO-02588: ONS daemon could not be removed because it is still running.

Cause: The command 'srvctl remove ons' failed because ONS daemon was still running.

Action: Stop the ons daemon by using the command 'srvctl stop ons' and then attempt to remove it. You can also use the '-force' option to remove a running ons daemon.

PRKO-02589: eONS daemon could not be removed because it is still running.

Cause: The command 'srvctl remove eons' failed because eONS daemon was still running.

Action: Stop the ons daemon by using the command 'srvctl stop eons' and then attempt to remove it. You can also use the '-force' option to remove a running eons daemon.

PRKO-02590: None of the ONS daemon parameters were modified.

Cause: The configuration of the ONS daemon has remained the same after the 'srvctl modify ons' command.

Action: Make sure that at least one of the optional modification parameters was specified on the command line. The current values of parameters of the ONS daemon can be found by using 'srvctl config ons' command. Specify at least one value different than current value while issuing the 'srvctl modify ons' command.

PRKO-02591: None of the eONS daemon parameters were modified.

Cause: The configuration of the eONS daemon has remained the same after the 'srvctl modify eons' command.

Action: Make sure that at least one of the optional modification parameters was specified on the command line. The current values of parameters of the eONS daemon can be found by using the command 'srvctl config eons'. Specify at least one value different than current value while issuing the command 'srvctl modify eons'.

PRKO-02593: enable of GNS failed.

Cause: Enabling the GNS server failed.

Action: Examine the accompanying exception for details.

PRKO-02595: modify of GNS failed.

Cause: Modification the GNS server failed.

Action: Examine the accompanying exception for details.

PRKO-02597: disable of GNS failed.

Cause: Disabling the GNS server failed.

Action: Examine the accompanying exception for details.

PRKO-02599: relocation of GNS failed.

Cause: Relocation of the GNS server failed.

Action: Examine the accompanying exception for details.

PRKO-02601: removal of GNS failed.

Cause: Removal of the GNS server failed.

Action: Examine the accompanying exception for details.

PRKO-02603: addition of GNS failed.

Cause: The addition of the GNS server failed.

Action: Examine the accompanying exception for details.

PRKO-02604: Add client data operation is not allowed because GNS is configured

Cause: An attempt to add client data failed because the Grid Naming Service (GNS) was configured in this cluster. Client data can only be added on a GNS client cluster or a secondary GNS server cluster.

Action: Remove the GNS configuration and retry the command.

PRKO-02611: GNS VIP does not exist. Specify the {0} option to create one.

Cause: The attempt to add GNS failed because the VIP associated with it does not exist.

Action: Create the VIP.

PRKO-02621: The '-node node' option cannot be used to create RAC database {0}

Cause: The '-node' option was supplied to create a single-instance database, along with '-dbtype RAC' requesting a Oracle RAC database.

Action: Specify '-dbtype SINGLE' with '-node node' or omit '-node' option and reissue the command.'

PRKO-02700: The CVU resource is not configured

Cause: The CVU resource was not configured on the cluster or an unexpected error occurred while querying Clusterware for the CVU resource.

Action: If the CVU resource was not configured then a new resource can be created using the command 'srvctl add cvu'. If the resource was configured, look at any accompanying error messages.

PRKO-02702: CVU is already disabled

Cause: CVU resource could not be disabled because it is already disabled.

Action: None required.

PRKO-02703: CVU is already enabled

Cause: CVU resource could not be enabled because it is already enabled.

Action: None required.

PRKO-02707: CVU resource must be stopped before removing

Cause: The command 'srvctl remove cvu' was issued while CVU instance was running.

Action: Stop the CVU resource using the command 'srvctl stop cvu' and then try removing.

PRKO-02708: Unable to convert RAC One Node database because it has an active online relocation request

Cause: Failed to convert an Oracle RAC One Node database to an Oracle RAC database because there was an active online relocation request for the database.

Action: Wait for the online relocation request to complete and then run the command 'srvctl convert database'.

PRKO-02709: Unable to convert RAC One Node database because it has a failed online relocation request

Cause: An attempt to convert an Oracle RAC One Node database to an Oracle RAC database failed because there was a failed online relocation request for the database.

Action: Use the command 'srvctl status database' to show the target node of the failed online relocation request process. Run the command 'srvctl relocate database' with either the '-abort' option or with '-node' option with the correct target node. Then run the command 'srvctl convert database'.

PRKO-02710: Option '-node' cannot be used to start RAC database {0}

Cause: The '-node' option was specified to start an Oracle RAC database, but '-node' option is only applicable to an Oracle RAC One Node databases.

Action: Either use the command 'srvctl start instance' to start an Oracle RAC database instance on the given node or use the command 'srvctl start database' without '-node' option to start the Oracle RAC database.

PRKO-02712: Administrator-managed database {0} is not supported with -eval option

Cause: A request with the '-eval' option specified an administrator-managed database.

Action: Specify a policy-managed database when using the '-eval' option.

PRKO-02713: Oracle Restart database {0} is not supported with -eval option

Cause: A request with the '-eval' option specified an oracle restart database.

Action: Specify a policy-managed database when using the '-eval' option.

PRKO-03026: Only one instance can be listed in -instance <inst_name_list> when -node option is specified

Cause: More than one instance was specified for '-instance' option when both '-instance' and '-node' options were used.

Action: Supply one instance name for '-instance' option when using both '-instance' and '-node' option.

PRKO-03031: Server pool {0} already exists

Cause: The command 'srvctl add serverpool' failed because the given server pool already exists.

Action: Make sure that the name of server pool is correct and a server pool with the given name doesn't exist.

PRKO-03032: Invalid instance name(s): {0}

Cause: Some of the supplied instance names do not exist in the database configuration.

Action: Please supply valid instance names and retry.

PRKO-03077: Failed to remove database {0}:

Cause: Failed to remove the database.

Action: Examine the accompanying message(s) for details of the error, and respond accordingly.

PRKO-03081: No such environment variable setting: {0}

Cause: The environment variable(s) does not exist for the specified resource.

Action: Supply a valid environment variable.

PRKO-03085: Volume device: {0}

Cause: Volume device label

Action: None

PRKO-03086: Mountpoint path: {0}

Cause: Mountpoint path label

Action: None

PRKO-03087: User: {0}

Cause: User label

Action: None

PRKO-03113: Administrator-managed database {1} can not support policy-managed service {0}.

Cause: The specified database does not support policy-managed services.

Action: Provide a database which supports policy-managed services.

PRKO-03114: Policy-managed database {1} can not support administrator-managed service {0}.

Cause: The specified database does not support administrator-managed services.

Action: Provide a database which supports administrator-managed services.

PRKO-03115: -tafpolicy option cannot be used with policy-managed service {0}.

Cause: The '-tafpolicy' option was specified for a policy-managed service.

Action: Use the '-failovermethod' option to specify failover processing for a policy-managed service.

PRKO-03116: '-serverpool' or '-preferred' option must be provided

Cause: An add service command was issued with neither '-serverpool' nor '-preferred'.

Action: Make sure that one of specified options is included on the command line.

PRKO-03117: Service {0} already exists in database {1}

Cause: The service being added already exists.

Action: If the service needs to be modified use the command 'srvctl modify service'.

PRKO-03118: Failed to check if service {0} exists: {1}

Cause: Failed to get the service data.

Action: Make sure that Oracle Clusterware is active.

PRKO-03119: Database {0} cannot be started since it has no configured instances.

Cause: The specified database is an administrator-managed database and it cannot be started because no instances were configured.

Action: Use the command 'srvctl add instance' to configure the instance and then retry.

PRKO-03120: Database {0} cannot be stopped since it has no configured instances.

Cause: The specified database is an administrator-managed database and it could not be stopped because no instances were configured.

Action: Use the command 'srvctl add instance' to configure the instance and then retry.

PRKO-03121: -instance option or -node option is required for starting an instance on the administrator-managed database {0}.

Cause: The specified database is an administrator-managed database and the srvctl start instance command requires the instance name or nodename to be specified.

Action: Use the commane 'srvctl start instance' with either the '-instance' or '-node' option to start the instance.

PRKO-03122: -instance option or -node option is required for stopping an instance of database {0}

Cause: Neither the instance name nor the nodename was provided during the command 'srvctl stop instance' invocation.

Action: Use the command 'srvctl stop instance' with either the '-instance' or '-node' option to specify which instance to stop.

PRKO-03125: Invalid value {0} for command line option {1}

Cause: Invalid value was specified for the command line option.

Action: Check the value printed and specify the correct value.

PRKO-03126: Invalid GNS logging level: "{0}"

Cause: The level of logging specified was not a positive integer.

Action: Specify a positive integer.

PRKO-03128: Unable to add database because the resource for diskgroup {0} could not be found. {1}

Cause: The resource for the specified disk group could not be found. Either the diskgroup name was misspelled or the diskgroup has not been mounted.

Action: Correct the diskgroup spelling or use sqlplus to create the diskgroup.

PRKO-03129: Unable to modify database because the resource for diskgroup {0} could not be found. {1}

Cause: The resource for the specified disk group could not be found. Either the diskgroup name was misspelled or the diskgroup has not been mounted.

Action: Correct the diskgroup spelling or use sqlplus to create the diskgroup.

PRKO-03130: Server pool {0} is internally managed as part of administrator-managed database configuration and therefore cannot be modified directly via srvpool object.

Cause: An attempt was made to alter configuration of an internally managed server pool that is hosting an administrator-managed configuration.

Action: Do not modify this server pool via srvpool object directly. Instead use the command 'srvctl add/remove instance' or use the command 'srvctl modify database/service' to alter this server pool's configuration.

PRKO-03132: -instance option or -node option is required for checking the status of an instance of database {0}

Cause: Neither the instance name nor the nodename was provided during 'srvctl status instance' command invocation.

Action: Use the command 'srvctl status instance' with either the '-instance' or '-node' option to check the status of the instance.

PRKO-03133: Database {0} has no instance on node {1}

Cause: The indicated database did not have an instance configured on the indicated node.

Action: Either the command 'srvctl add instance' or the command 'srvctl modify instance' can be used to change instance-node mapping in administrator-managed databases. For a policy-managed database, either use the command 'srvctl start instance' with the '-node' option to start the instance on the specified node or use the command 'srvctl modify instance' to configure an instance for that node.

PRKO-03134: -node option cannot be specified with -nonode option

Cause: '-node' and '-nonode' options were both provided during 'srvctl modify instance' command invocation.

Action: Use the command 'srvctl modify instance' with either the '-node' or '-nonode' option to modify the node instance mapping of the database instance.

PRKO-03135: -node option cannot be empty when used with administrator-managed database {0}

Cause: The '-node' option was specified as an empty string in an attempt to remove node to instance mapping of administrator-managed database.

Action: Use the command 'srvctl remove instance' to remove node instance mapping of an administrator-managed database.

PRKO-03136: Option '-cardinality' cannot be used with administrator-managed service {0}

Cause: The '-cardinality' option was specified for administrator-managed service.

Action: Reissue the command without the '-cardinality' option.

PRKO-03138: Node {0} does not belong to server pool {1} which defines nodes for service {2}

Cause: Node doesn't belong to the server pool which defines nodes which can be used to run the specified service.

Action: Supply a node which belongs to specified server pool.

PRKO-03139: Options '-oldinst' and '-newinst' cannot be used with policy-managed service {0}

Cause: The '-oldinst' and '-newinst' options were specified to relocate a policy-managed service.

Action: Use options '-currentnode' and '-targetnode' to relocate a policy-managed service.

PRKO-03140: Options '-currentnode' and '-targetnode' cannot be used with administrator-managed service {0}

Cause: The '-currentnode' and '-targetnode' options were specified to relocate an administrator-managed service.

Action: Use options '-oldinst' and '-newinst' to relocate a administrator-managed service.

PRKO-03141: Database {0} could not be removed because it was running

Cause: The command 'srvctl remove database' failed because the database was running.

Action: Stop the database by using the command 'srvctl stop database' and then attempt to remove it. You can also use the '-force' option to remove the running database.

PRKO-03142: Option '-instance' cannot be used to enable or disable services for policy-managed database {0}

Cause: An attempt to enable or disable a policy-managed database service specified the '-instance' option.

Action: Use the '-node *node*' option to specify nodes on which to enable or disable services for this policy-managed database.

PRKO-03143: Options '-preferred', '-toprefer', '-modifyconfig' and '-available' were specified to modify policy-managed service {0}

Cause: Options '-preferred', '-toprefer', '-modifyconfig' and '-available' can be used to modify administrator-managed service only.

Action: Make sure that the service you are going to modify is an administrator-managed service.

PRKO-03144: Missing option '-modifyconfig' or '-preferred' was required by supplying '-available'.

Cause: An attempt to modify a resource configuration was rejected because option '-available' was specified without options '-modifyconfig' or '-preferred'.

Action: Retry the command ensuring that the -modifyconfig or -preferred option is provided when the -available option is specified.

PRKO-03145: Option '-preferred' requires '-modifyconfig' option to be specified

Cause: Option '-preferred' was specified without required '-modifyconfig' option.

Action: Make sure that required option is provided according to the command 'srvctl modify service' syntax.

PRKO-03146: Missing required '-preferred' option

Cause: Options '-available' or '-modifyconfig' were specified without required option '-preferred'.

Action: Make sure that required option is provided according to command 'srvctl modify service' syntax.

PRKO-03147: Instance {0} cannot be removed because it is the only preferred instance for service(s) {1} for database {2}

Cause: An attempt was made to remove the instance which is the only preferred instance for specified services.

Action: Make sure that specified services have more than one preferred instance or modify services to not have the instance as a preferred instance.

PRKO-03148: Instance {0} does not support service {1}.

Cause: The given database instance is not defined as a preferred or available instance for the given service.

Action: Specify an instance that is defined as preferred or available instance for the given service.

PRKO-03149: The candidate server {0} of server pool {1} is different from the server {2} specified with the '-node' option

Cause: Specified server must be the candidate server of the specified server pool.

Action: Make sure that the server specified with '-node' option is the same as the candidate server of the given server pool.

PRKO-03150: The server pools {0} specified with the '-serverpool' cannot be used to add an administrator-managed database

Cause: A request to add an administrator-managed database specified the '-serverpool' option.

Action: Use the command 'srvctl add database' without the '-serverpool' option to add an administrator-managed database.

PRKO-03151: Option '-serverpool' cannot have more than one specified server pool when converting an administrator-managed database to a policy-managed database

Cause: An attempt was made to convert an administrator-managed database to a policy-managed database by specifying more than one server pool.

Action: Make sure to specify only one server pool with the '-serverpool' option when converting an administrator-managed database to a policy-managed database.

PRKO-03152: The server pools {0} specified with the '-serverpool' option are subpools of Generic and therefore cannot be used to modify the server pool value of a policy-managed database

Cause: The supplied server pools are meant for managing administrator-managed databases because they are subpools of Generic.

Action: Make sure that none of the supplied server pools are meant for managing administrator-managed database. Only supply server pools meant for managing

policy-managed databases to the '-serverpool' option of the command 'srvctl modify database'. Use the command 'srvctl config srvpool' to list the qualified server pools meant for managing policy managed databases.

PRKO-03153: -instance option or -node option is required for starting an instance on the policy-managed database {0}.

Cause: The specified database is a policy-managed database and the command 'srvctl start instance' requires the instance name or nodename to be specified.

Action: Use the command 'srvctl start instance' with either the '-instance' or '-node' option or both '-instance' and '-node' options to start the instance.

PRKO-03154: Both -instance and -node options are specified for starting an instance on the administrator-managed database {0}.

Cause: The specified database is an administrator-managed database and the command 'srvctl start instance' requires either the instance name or nodename to be specified but not both.

Action: Use the command 'srvctl start instance' with either the '-instance' or '-node' option to start the instance.

PRKO-03155: Can not start the instance {0} on the specified node {1} because the node is assigned to another user configured instance {2}

Cause: The database specified on the command 'srvctl start instance' was policy managed and had another instance already configured on the node name specified with the '-node' option.

Action: Either reformulate the command 'srvctl start instance' so that there is no conflict with configured instances' nodes, or use the command 'srvctl modify instance' to change configured instances' nodes.

PRKO-03160: Server pool {0} is internally managed as part of administrator-managed database configuration and therefore cannot be queried directly via srvpool object.

Cause: An attempt was made to query configuration of an internally managed server pool that is hosting an administrator-managed configuration.

Action: Do not query this server pool via srvpool object directly. Instead use 'srvctl config/status database/service' command to query servers that are part of this pool's configuration.

PRKO-03161: Server pool {0} is internally managed as part of administrator-managed database configuration and therefore cannot be removed directly via srvpool object.

Cause: An attempt was made to remove configuration of an internally managed server pool that is hosting an administrator-managed configuration.

Action: Do not remove this server pool via srvpool object directly. Instead use the command 'srvctl remove service/database' to remove this server pool and any service/database hosted by the server pool.

PRKO-03162: The actions setenv, getenv, and unsetenv are not supported for Single Client Access Name listener {0}

Cause: Failed to use the command 'srvctl setenv, getenv, and unsetenv listener' for specified Single Client Access Name Listener. The environment variables for Single Client Access Name Listener cannot be changed.

Action: Do not set, get, and unset environment variables for Single Client Access Name Listener.

PRKO-03163: Options '-update', '-preferred', '-available', '-serverpool' and '-cardinality' cannot be used to add service {0} for single instance database {1}

Cause: Failed to add specified service because provided options can not be used to add a service for single instance database.

Action: use the command 'srvctl add service' without options '-update', '-preferred', '-available', '-serverpool' or '-cardinality'.

PRKO-03164: Options '-toprefer', '-force', '-modifyconfig', '-instance', '-edition', '-available', '-cardinality' and '-dtp' cannot be used to modify service {0} for single instance database {1}

Cause: Failed to modify specified service because provided options can not be used to modify a service for single instance database.

Action: Use the command 'srvctl modify service' without options '-toprefer', '-force', '-modifyconfig', '-instance', '-edition', '-available', '-cardinality' or '-dtp'.

PRKO-03165: Service {0} is defined for single instance database {1} and therefore cannot be relocated

Cause: Failed to relocate specified service because provided options can not be used to relocate a service for single instance database.

Action: Make sure that you issue the command 'srvctl relocate service' for the service which is not defined for a single instance database.

PRKO-03166: Invalid GNS parameter: "{0}"

Cause: An invalid parameter value was specified.

Action: A parameter value must have the following format: *name:value*. The name may not contain a colon (":"). The value may not contain a comma (",").

PRKO-03167: EONS has been deprecated and ONS should be used to set and modify the local port for Enterprise Manager.

Cause: The command being executed has been deprecated and will not do any action.

Action: Use the command 'srvctl -help' for online help or check the documentation for the commands supported by srvctl.

PRKO-03174: 'srvctl relocate service' command is not supported on RAC One Node database service {0}

Cause: An attempt was made to relocate a Oracle RAC One Node database service using the command 'srvctl relocate service'.

Action: Use the command 'srvctl relocate database' to relocate the RAC One Node database and its services to the target server.

PRKO-03175: TAF policy 'PRECONNECT' cannot be used to add a service for single instance database {0}

Cause: Failed to add specified service because provided TAF specification can not be used with a single instance database.

Action: Use the command 'srvctl add service' without 'PRECONNECT' TAF policy.

PRKO-03176: Option '-serverpool' cannot be used with administrator-managed service {0}

Cause: An attempt to change the server pool of service was rejected because the '-serverpool' option cannot be used with administrator-managed service.

Action: Change the preferred and available instances of the service via the command 'srvctl modify service' to manage placement of administrator-managed service.

PRKO-03226: Upgrade from version {0} to version {1} using 'srvctl upgrade model' command of version {2} is not supported

Cause: The command 'srvctl upgrade model' was issued for a version change that is other than an increase in patch set level.

Action: Check that the versions provided are correct.

PRKO-03229: Option '-instance' cannot be used to enable or disable services {0} for single instance database {1}

Cause: Failed to enable/disable specified service because its database is a single instance database.

Action: Make sure that you issue the command 'srvctl enable/disable service' without option '-instance'.

PRKO-03241: The '-oraclehome <oracle_home>' option value "{0}" corresponds to a pathname that does not exist or is not a directory

Cause: The '-oraclehome <oracle_home>' option value did not resolve to an existing directory pathname.

Action: Ensure that the '-oraclehome <oracle_home>' option value corresponds to an existing directory pathname.

PRKO-03242: The '-statfile <state_file>' option value "{0}" is a directory

Cause: The '-statfile <state_file>' option value resolved to an existing directory pathname instead of a file pathname.

Action: Ensure that the '-statfile <state_file>' option value corresponds to file.

PRKO-03243: The '-statfile <state_file>' option value "{0}" is a file under a non-writable directory

Cause: The '-statfile <state_file>' option value resolved to a non-writable pathname.

Action: Ensure that the state file parent directory has write permissions.

PRKO-03244: The '-statfile <state_file>' option value "{0}" already exists

Cause: The '-statfile <state_file>' option value resolved to an existing file pathname.

Action: Ensure that the '-statfile <state_file>' option value corresponds to a non-existing file pathname.

PRKO-03245: Cannot determine the canonical path to the state file "{0}"

Cause: The '-statfile <state_file>' option value specified a pathname for which the canonical path cannot be retrieved.

Action: Provide the absolute pathname for '-statfile <state_file>' option value.

PRKO-03246: The '-statfile <state_file>' option value "{0}" does not exist or cannot be read

Cause: The '-statfile <state_file>' option value mapped to a non-existing or non-readable file pathname.

Action: Ensure that the '-statfile <state_file>' option value corresponds to an existing readable file pathname.

PRKO-03249: Failed to add service {0} with PRECONNECT TAF policy because PRECONNECT TAF policy requires at least one available instance

Cause: An attempt to add a service with the PRECONNECT TAF policy was rejected because an available instance was not specified.

Action: Specify at least one available instance with the '-available' option using the command 'srvctl add service' if the service TAF policy is to be PRECONNECT.

PRKO-03250: Failed to stop VIPs on node {0} because no VIP was running on the given node

Cause: An attempt to stop VIPs on a given node was rejected because VIP was not running on the given node.

Action: Check the status of VIPs running on the given node using the command 'srvctl status vip' and issue the command 'srvctl stop vip' only if there are VIPs running on the given node.

PRKO-03251: Failed to relocate as relocation is not supported in Oracle Restart mode

Cause: An attempt to relocate failed because relocation was not supported in Oracle Restart.

Action: Ensure you are in a cluster environment to relocate managed entities.

PRKO-03252: Failed to convert as convert action is not supported in Oracle Restart Mode

Cause: An attempt to convert failed because conversion is not supported in Oracle Restart.

Action: Ensure you are in a cluster environment to convert managed entities.

PRKO-03253: An attempt to modify the OC4J port failed because OC4J is running. Use -force to force stop/restart of OC4J.

Cause: A request to modify the port number of OC4J was rejected because such modification requires OC4J to be stopped and restarted.

Action: Use '-force' option to force restart of OC4J.

PRKO-03268: Unable to add ASM because the resource for diskgroup {0} could not be found. {1}

Cause: An attempt to add ASM has failed because the specified disk group could not be found. Either the diskgroup name was misspelled or the diskgroup has not been mounted.

Action: Correct the diskgroup spelling or use sqlplus to create the diskgroup.

PRKO-03269: Unable to modify ASM because the resource for diskgroup {0} could not be found. {1}

Cause: An attempt to add ASM has failed because the specified disk group could not be found. Either the diskgroup name was misspelled or the diskgroup has not been mounted.

Action: Correct the diskgroup spelling or use sqlplus to create the diskgroup.

PRKO-03270: The specified password file {0} does not conform to an ASM path syntax

Cause: When adding or modifying a database or an ASM, a password file that was not ASM syntax was supplied.

Action: Specify a password file in ASM syntax.

PRKO-03285: Leaf listener was not found

Cause: No leaf listener was found registered during the operation.

Action: Resolve the issue reported by the included error message and then retry the command. If the leaf listener does not exist, use 'srvctl add listener -leaflistener' to register it.

PRKO-03287: Cluster ASM listener was not found

Cause: Check the reported message, cluster ASM listener may not exist.

Action: Use the command 'srvctl add listener -asmlistener' to register the ASM listener.

PRKO-03303: Option '-eval' cannot be used to evaluate effects of modifications on administrator-managed service {0}

Cause: The '-eval' option can be used to evaluate modification on policy-managed service only.

Action: Make sure that the service you are going to evaluate modification is a policy-managed service.

PRKO-03304: Option '-eval' cannot be used to evaluate effects of relocation of administrator-managed service {0}

Cause: The '-eval' option can be used to evaluate relocation of policy-managed service only.

Action: Make sure that the service you are going to evaluate relocation is a policy-managed service.

PRKO-03305: Option '-eval' cannot be used without '-service' option

Cause: The '-eval' option can be used to evaluate only for one service.

Action: Supply a valid '-service' argument.

PRKO-03346: Unable to export instance: GNS is running

Cause: The command 'srvctl export gns' request was issued while Grid Naming Service (GNS) was running.

Action: Stop GNS by using the command 'srvctl stop gns' and reissue the request.

PRKO-03347: Unable to import instance: GNS is running

Cause: The command 'srvctl import gns' request was issued while Grid Naming Service (GNS) was running.

Action: Stop GNS by using the 'srvctl stop gns' and reissue the request.

PRKO-03350: '-node' option conflicts with multiple instance names {0} specified for '-instance <instance_list>'

Cause: Conflicting options were specified on a 'srvctl start service' or 'srvctl stop service' command. Can't start or stop multiple instances on one node.

Action: Reissue the command for one instance or without '-node' option.

PRKO-03351: Failed to add GNS with -client option because this cluster running as a GNS server

Cause: The command 'srvctl add gns -client *filename*' request was issued on the cluster where the GNS server is running.

Action: Remove GNS by using the command 'srvctl remove gns' and reissue the request.

PRKO-09059: Invalid command line options for listener. '-all' cannot be specified with '-listener'.

Cause: Invalid combination of options specified for listener command.

Action: Issue the command using either '-listener <listener_name>' or '-all' option.

PRKO-09063: Single Client Access Name must start with a letter unless it is an IP address

Cause: A SCAN was supplied which did not begin with a letter, however SCAN names must begin with a letter.

Action: Supply a SCAN name that begins with a letter.

PRKO-09066: Invalid upgrade phase "{0}" for upgrade model command

Cause: An invalid value was specified for upgrade phase.

Action: Upgrade phase must be either 'first' or 'last'.

PRKO-09067: Invalid network server type "{0}"

Cause: An invalid value was specified for network server type.

Action: Reissue the command specifying a network server type of 'static', 'mixed', 'dhcp', or 'autoconfig'.

PRKO-09068: Invalid port number {0}

Cause: A supplied port number was not in the valid, non-privileged range 1024-65535.

Action: Specify a port number that is bigger than 1023.

PRKO-09070: Invalid address type "{0}"

Cause: An invalid address type was specified for network or the VIP resource.

Action: The address type must be either 'IPv4' or 'IPv6'.

PRKO-09071: The specified network server type "{0}" is invalid for an "IPv4" network

Cause: An invalid value was specified for network server type.

Action: Network server type must be 'static' or 'dhcp' or 'mixed'.

PRKO-09072: The specified network server type "{0}" is invalid for an "IPv6" network

Cause: An invalid value was specified for network server type.

Action: Network server type must be 'static' or 'autoconfig' or 'mixed'.

PRKO-09082: Oracle Home is not set

Cause: Command failed to execute because Oracle Home was not set.

Action: Set the ORACLE_HOME environment variable to the Grid Infrastructure home directory path and retry.

PRKO-09083: Invalid content in file: {0}

Cause: An attempt to import a GNS instance failed because the supplied import file contains invalid content.

Action: Provide a correct import file as generated by using the command 'srvctl export gns'.

PRKO-09084: Invalid GNS version found in import file: {0}

Cause: An attempt to import a GNS instance failed because an invalid GNS version was found in import file.

Action: GNS import is supported on 12.1.0.0.0 or later.

PRKO-09085: Invalid key name in import file: {0}

Cause: An attempt to import a GNS instance failed because an OCR key other than GNS was found in the supplied import file.

Action: Provide a correct import file as generated by using the 'srvctl export gns'.

PRKO-09086: Failed to import GNS instance from file: {0}

Cause: An attempt to import a GNS instance failed due to an internal error.

Action: Contact Oracle Support Services.

PRKO-09087: Failed to export GNS instance to file: {0}.


Cause: An attempt to export a GNS instance was failed due to an internal error.

Action: Contact Oracle Support Services.

PRKO-09088: Invalid command options; either {0} must be supplied or both {1} and {2} must be supplied

Cause: Incomplete or conflicting command line options were supplied.

Action: Check the command line options entered and make sure that all the mandatory options in one set are specified.



PRKP-01000 to PRKP-01088

PRKP-01000: Cannot retrieve configuration for cluster database {0}

Cause: The cluster database configuration could not be retrieved from the repository. This could occur either because the database was never registered, or because the repository itself had not been created.

Action: Check if the database has been configured by printing a list of all cluster databases using 'srvctl config'. If the repository has not been created, use 'srvconfig -init' to create it.

PRKP-01001: Error starting database instance {0} on node {1}

Cause: The instance could not be started using the SQL*Plus startup command.

Action: Try starting the named instance manually using SQL*Plus to see why it failed and examine the database instance alert log.

PRKP-01002: Error stopping database instance {0} on node {1}

Cause: The SQL*Plus shutdown command returned an error while stopping the instance.

Action: Try stopping the named instance manually using SQL*Plus to see why it failed and examine the database instance alert log.

PRKP-01003: Startup operation partially failed

Cause: Some components of the cluster database could not be started.

Action: Check the accompanying error messages for details.

PRKP-01004: Shutdown operation partially failed

Cause: Some components of the cluster database reported errors while being stopped.

Action: Check the accompanying error messages for details.

PRKP-01005: Failed to start up cluster database {0}

Cause: The cluster database could not be started.

Action: Check the accompanying error messages for details.

PRKP-01006: Failed to shut down cluster database {0}

Cause: The cluster database reported errors while being shut down.

Action: Check the accompanying error messages for details.

PRKP-01007: Failed to start all the listeners associated with all the instances of cluster database {0}

Cause: Internal error.

Action: Contact your customer support representative.

PRKP-01008: Failed to start listeners associated with instance {0} on node {1}

Cause: Internal error.

Action: Contact your customer support representative.

PRKP-01009: Failed to stop all the listeners associated with all the instances of cluster database {0}

Cause: Either the listener name associated with an instance could not be determined, or 'lsnrctl stop' failed for a listener.

Action: Verify that listener.ora contains a SID_LIST entry for each instance of the named database, and that the 'lsnrctl stop' command succeeds for those listeners.

PRKP-01010: Failed to stop all the listeners associated with instance {0} on node {1}

Cause: Either the listener name associated with an instance could not be determined, or 'lsnrctl stop' failed for a listener.

Action: Verify that listener.ora contains a SID_LIST entry for each instance of the named database, and that the 'lsnrctl stop' command succeeds for those listeners.

PRKP-01011: Failed to get all the listeners associated with instance {0} on node {1}

Cause: The listener name associated with an instance could not be determined.

Action: Ensure that listener.ora contains a SID_LIST entry for the named instance.

PRKP-01012: Invalid environment variable {0} setting for cluster database {1}

Cause: The argument to the -t option was not of the form *name=value* or it contained special characters.

Action: Ensure that the -t option has an argument of the form *name=value*. Enclose the argument to the -t flag in quotes.

PRKP-01013: {0}: undefined environment variable for cluster database {1}

Cause: The named environment variable is not defined for the named cluster database

Action: Set a value for the variable with 'srvctl setenv'.

PRKP-01014: {0}: undefined environment variable for instance {1} of cluster database {2}

Cause: The named environment variable is not defined for the given instance

Action: Set a value for the variable with 'srvctl setenv'.

PRKP-01015: {0}: undefined environment variable

Cause: The named environment variable is not defined

Action: Set a value for the named environment variable with 'srvctl setenv'.

PRKP-01084: Database "{0}" cannot have more than "{1}" services


Cause: Attempt to add a new service to database was rejected because database has already reached the maximum services limit.

Action: Retry after removing a service of this database via 'srvctl remove service' command, or contact Oracle Support Services.

PRKP-01088: Failed to retrieve configuration of cluster database {0}

Cause: Attempt to retrieve configuration of cluster database failed. This failure is most likely due to user incorrectly using a tool, such as SRVCTL, that is of different version than that of database's configuration.

Action: If error is due to user using SRVCTL that is of different version than than of the database's, then run SRVCTL tool from the ORACLE_HOME reported in the error message. Otherwise, contact Oracle support services.



PRKR-01001 to PRKR-01082

PRKR-01001: cluster database {0} does not exist

Cause: The cluster database was never registered in the repository.

Action: Check if the database has been configured by printing a list of all cluster databases using 'srvctl config'.

PRKR-01002: cluster database {0} already exists

Cause: An attempt was made to register a cluster database which already existed in the repository.

Action: Check if the database has already been configured by printing a list of all cluster databases using 'srvctl config'.

PRKR-01003: instance {0} does not exist

Cause: The named instance was never registered in the repository.

Action: Use 'srvctl config instance' to check if the instance is registered in the repository.

PRKR-01005: adding of cluster database {0} configuration failed, {1}

Cause: Internal error.

Action: Contact your customer support representative.

PRKR-01006: deleting of cluster database {0} configuration failed, {1}

Cause: Internal error.

Action: Contact Oracle Support Services.

PRKR-01007: getting of cluster database {0} configuration failed, {1}

Cause: Internal error.

Action: Contact Oracle Support Services.

PRKR-01008: adding of instance {0} on node {1} to cluster database {2} failed.

Cause: Internal error.

Action: Contact Oracle Support Services.

PRKR-01009: deleting of instance {0} from cluster database {1} failed, {2}

Cause: Internal error.

Action: Contact Oracle Support Services.

PRKR-01010: moving of instance {0} to node {1} of cluster database {2} failed.

Cause: Internal error.

Action: Contact Oracle Support Services.

PRKR-01011: renaming of instance {0} to instance {1} of cluster database {2} failed, {3}

Cause: Internal error.

Action: Contact Oracle Support Services.

PRKR-01012: error {0} while serializing configuration of cluster database {1}

Cause: Internal error.

Action: Contact Oracle Support Services.

PRKR-01013: error {0} while deserializing configuration of cluster database {1}

Cause: Internal error.

Action: Contact Oracle Support Services.

PRKR-01014: error {0} while serializing directory

Cause: Internal error.

Action: Contact Oracle Support Services.

PRKR-01015: error {0} while deserializing directory

Cause: Internal error.

Action: Contact Oracle Support Services.

PRKR-01016: reading of cluster database {0} configuration failed, {1}, {2}

Cause: Internal error.

Action: Contact Oracle Support Services.

PRKR-01017: writing of cluster database {0} configuration failed, {1}, {2}

Cause: Internal error.

Action: Contact Oracle Support Services.

PRKR-01018: reading of directory failed, {0}, {1}

Cause: Internal error.

Action: Contact Oracle Support Services.

PRKR-01019: writing of directory failed, {0}, {1}

Cause: Internal error.

Action: Contact Oracle Support Services.

PRKR-01020: reading of version information failed, {0}, {1}

Cause: Internal error.

Action: Contact Oracle Support Services.

PRKR-01021: writing of version information failed, {0}, {1}

Cause: Internal error.

Action: Contact Oracle Support Services.

PRKR-01022: Cluster registry {0} contains incompatible version, {1} != {2}

Cause: Internal error.

Action: Contact Oracle Support Services.

PRKR-01023: file {0} does not exist

Cause: The named file did not exist.

Action: Specify a file that exists.

PRKR-01024: file {0} does not have {1} permissions

Cause: The named file did not have the specified permission.

Action: Try changing the permission on the file to the specified permission.

PRKR-01025: file {0} does not contain property {1}

Cause: The file did not contain the specified property.

Action: Contact Oracle Support Services.

PRKR-01026: property {0} not set in file {1}

Cause: The file did not contain the specified property.

Action: Contact Oracle Support Services.

PRKR-01027: failed to retrieve list of cluster databases

Cause: Internal error.

Action: Contact Oracle Support Services.

PRKR-01028: Cluster registry {0} is invalid\n[HINT: initialize cluster registry by using "srvconfig" tool]

Cause: The management repository was never initialized.

Action: Use 'srvconfig -init' to initialize the repository.

PRKR-01039: invalid option {0} specified

Cause: The specified option was invalid.

Action: Check the command documentation or the inline help display for usage details.

PRKR-01040: missing *file* argument for {0} option

Cause: The specified option was invalid for srvconfig.

Action: Check the command documentation or the inline help display for usage details.

PRKR-01050: file {0} creation in {1} directory failed

Cause: Either the directory did not exist or it did not have the required permissions.

Action: Create the directory if it did not exist or change the permission of the directory.

PRKR-01051: file {0} does not contain an entry for dbname {1}

Cause: Internal error.

Action: Contact Oracle Support Services.

PRKR-01052: file name {0} is not of *cluster database name.conf* form

Cause: Internal error.

Action: Contact Oracle Support Services.

PRKR-01053: invalid range {0} specified in node_list = {1}

Cause: Internal error.

Action: Contact Oracle Support Services.

PRKR-01054: invalid parameter {0} specified in inst_oracle_sid = {1}

Cause: Internal error.

Action: Contact Oracle Support Services.

PRKR-01055: invalid extra arguments {0} specified to {1} option

Cause: Provided invalid arguments to srvconfig.

Action: Check the command documentation or the inline help display for usage details.

PRKR-01056: invalid registry entry {0} found; should be of form {1}

Cause: Internal error.

Action: Contact Oracle Support Services.

PRKR-01057: environment variable does not exist

Cause: Attempted to retrieve non existing environment variable.

Action: Set the environment variable.

PRKR-01078: Database {0} of version {1} cannot be administered using current version of srvctl. Instead run srvctl from {2}

Cause: An attempt was made to access configuration of database using srvctl that was of different version than that of the database.

Action: Perform the operation using srvctl from the ORACLE_HOME mentioned in the error message.

PRKR-01082: Failed to get OCR locations

Cause: An error occurred while attempting to retrieve the OCR locations, possibly due to missing or incorrect OCR locations file, or incomplete OCR configuration, or due to missing or incorrect SRVM shared libraries.

Action: Verify that the Clusterware has been correctly installed and configured. Verify that the ocr.loc file is present and readable in the appropriate location for your platform.

PRKU-01001 to PRKU-01064

PRKU-01001: Unexpected argument {0}.

Cause: The command line argument reported in above error message is not expected the by tool

Action: Refer to the tool's inline help display or to the product documentation of the command line tool for valid options and arguments, and then rerun the tool.

PRKU-01002: The option {0} is required.

Cause: The command line option reported by the above error message is a mandatory option required by the tool

Action: Review the tool's inline help display or to the product documentation of the command line tool for type of value required for this option. And then rerun the command specifying the above option in command line options.

PRKU-01003: The parameter {0} requires an argument.

Cause: The command line parameter reported in error message needs a value.

Action: Review the tool's inline help display or to the product documentation of the command line tool for type of value required for this option. And then rerun the command specifying the above option in command line options.

PRKU-01015: Oracle Clusterware is not properly stopped and de-configured on node "{0}". The files "{1}" exist as configured.

Cause: The files `init.ohasd`, or `ocr.loc` and/or directory `scls_scr` still exists on this node which makes the tool believe that the clusterware stack is not shutdown properly

Action: Run the Oracle clusterware deconfiguration utility to completely cleanup the configuration. The Clusterware deconfiguration tool is available in Oracle clusterware home and also on Oracle OTN (Technology Network) page.

PRKU-01016: Failed to stop Oracle Clusterware on nodes "{0}". Run the command "{1}" after fixing the problem.

Cause: The clusterware deconfiguration tool has failed to stop Oracle clusterware stack. The reason for failure can be found browsing through clusterware alert logs found in `log/hostname/alerthostname.log` directory under Oracle clusterware.

Action: You should browse through deamon logs in `log/hostname` under Oracle clusterware home and manually correct the problem to stop clusterware stack. And then rerun the command specified in above error message.

PRKU-01018: Run the following command as the root user on node "{0}".

Cause: The clusterware deconfiguration that is run as non-root user cannot automatically run the command specified in above message.

Action: You should login to another session as a privileged user and run the command specified in above message

PRKU-01019: Run the following command as administrator.

Cause: The clusterware deconfiguration which is run as non-root user cannot automatically run the command specified in above message.

Action: You should login to another session as a privileged user and run the command specified in above message

PRKU-01021: As the privileged user, Execute "{0}" on every node in this cluster except for this node, and then execute "{1}" on this node to remove the configuration of the Oracle Clusterware and to completely remove the Oracle software

Cause: This is the message reported by Oracle clusterware deconfiguration tool when it is run in non-interactive (or silent) mode.

Action: Execute the identified scripts as described. Deconfiguring Oracle Clusterware in silent mode requires one set of operations on all nodes but the last followed by a special set of operations on the last node.

PRKU-01023: Oracle Clusterware is not stopped and de-configured on node "{0}" due to error "{1}"

Cause: The tool failed to deconfigure Oracle clusterware stack on the node because of errors reported in the above message

Action: You should review the error messages reported in above message to perform corrective actions and then rerun the tool

PRKU-01024: The stopping and de-configuring of Oracle Clusterware failed on some nodes. Fix the problem and rerun this tool to completely remove the Oracle Clusterware configuration and the software

Cause: This is a message reported by the tool to inform you that the Oracle clusterware deconfiguration did not happen on some of the nodes in the cluster.

Action: You should review the error messages reported by the tool for failing to deconfigure clusterware stack on each node, perform corrective actions after reviewing the error messages, and rerun the tool to completely deconfigure Oracle clusterware stack

PRKU-01025: You must delete or downgrade Clusterware-managed Oracle databases and de-install Clusterware-managed Oracle homes before attempting to remove the Oracle Clusterware home.

Cause: An attempt was made to deconfigure the Oracle Clusterware when one or more Clusterware-managed Oracle databases still exist.

Action: Run the Oracle Clusterware deconfiguration tool from Clusterware-managed Oracle homes to delete, deconfigure or downgrade Oracle database and then run the same tool from Oracle Clusterware home to deconfigure Clusterware.

PRKU-01029: The node "{0}" is currently not responding.

Cause: The host reported in the above message may have rebooted or hung

Action: Login to the host if possible and review system logs, correct the problem

PRKU-01035: The stopping and de-configuring of Oracle Restart failed. Fix the problem and rerun this tool to completely remove the Oracle Restart configuration and the software

Cause: The Oracle Restart stack couldn't be stopped cleanly before de-configuring.

Action: Review the error messages reported by the tool for failing to deconfigure Oracle Restart stack, perform corrective actions after reviewing the error messages, and rerun the tool to completely deconfigure Oracle Restart stack.

PRKU-01036: The deinstall tool failed to create the script file "{0}" that needs to be run in silent mode due to error "{1}"

Cause: The tool failed to create silent mode script file because of errors reported in the above message.

Action: You should review the error messages reported in above message to perform corrective actions and then rerun the tool.

PRKU-01037: As the privileged user, execute "{0}" on this node to remove the configuration of the Oracle Restart and to completely remove the Oracle software

Cause: This is the message reported by Oracle Restart deconfiguration tool when it is run in non-interactive (or silent) mode.

Action: Execute the identified scripts as described.

PRKU-01039: Can't deconfigure Oracle Restart before removing or downgrading managed Oracle databases.

Cause: A request to deconfigure Oracle Restart found one or more managed Oracle database homes, so the request was rejected.

Action: Run the Oracle deconfiguration tool from Oracle database homes to delete, deconfigure or downgrade Oracle database and then run the same tool from Oracle Restart home to deconfigure the Oracle Restart stack.

PRKU-01057: The home being deconfigured is NOT a configured Grid Infrastructure home ({0})

Cause: The home that was deconfigured has a different path from the configured Infrastructure home.

Action: If it is required to deconfigure the active CRS home, specify the configured CRS home in the deinstall command argument, or run deinstall from the configured CRS home.

PRKU-01059: Root script execution failed on nodes {0}

Cause: Root script execution failed on one or more nodes.

Action: Examine the accompanying output messages from the root script and correct the issue reported, if possible. Otherwise, contact Oracle Support Services.

PRKU-01060: Deleting the last node of a cluster using 'deinstall -local' is not allowed. Rerun deinstall without the '-local' flag.

Cause: The '-local' flag was specified with the 'deinstall' command on the last node.

Action: Rerun deinstall without the '-local' flag.

PRKU-01062: The checkpoint file "{0}" does not exist.


Cause: The checkpoint file to be worked on did not exist.

Action: This is an internal error. Contact Oracle Support Services.

PRKU-01064: Host names "{0}" are invalid.

Cause: The requested operation could not be completed because the indicated host names could not be resolved or contained an underscore.

Action: Retry, specifying valid host names.



PRKZ-01029 to PRKZ-01131

PRKZ-01029: HAVIP {0} is already disabled

Cause: The 'disable havip' command failed because HAVIP was already disabled.

Action: If this is the expected state then this is not an error. If it is not then HAVIP can be enabled by 'srvctl enable havip' command.

PRKZ-01030: export file system {0} is already disabled

Cause: The 'disable exportfs' command failed because it was already disabled.

Action: If this is the expected state then this is not an error. If it is not then it can be enabled by 'srvctl enable exportfs' command.

PRKZ-01031: HAVIP {0} is already enabled

Cause: The 'enable havip' failed because HAVIP was already enabled.

Action: If this is the expected state then this is not an error. If it is not then HAVIP can be disabled by 'srvctl disable havip' command.

PRKZ-01032: export file system {0} is already enabled

Cause: The 'enable exportfs' command failed because it was already enabled.

Action: If this is the expected state then this is not an error. If it is not then it can be disabled by 'srvctl disable exportfs' command.

PRKZ-01058: HAVIP exists for address {0}

Cause: An attempt to add a HAVIP found that it already exists

Action: Check the input and if HAVIP needs to be modified use the command 'srvctl modify havip'.

PRKZ-01059: HAVIP with ID {0} does not exist

Cause: The 'add exportfs' failed because the HAVIP with the specified ID does not exist.

Action: Specify the ID of an HAVIP that exists, or create the HAVIP for the specified ID using the command 'srvctl add havip -id *id* -address *vip*'.

PRKZ-01060: Export file system {0} does not exist

Cause: The export file system resource with the specified name does not exist.

Action: Check the name and retry with the export file system name that is already configured.

PRKZ-01062: Cannot determine which subnet to modify to network type "{0}". The network resource has two subnets configured with network type "{1}".

Cause: The command 'srvctl modify network -nettype' failed because the network had both IPv4 and IPv6 subnets, thus the subnet to modify could not be determined.

Action: Specify the '-subnet' option with the command 'srvctl modify network -nettype' to indicate whether to change type for IPv4 or IPv6 subnet.

PRKZ-01065: Invalid combination of options specified

Cause: The '-name' and '-id' options cannot be combined together.

Action: Issue the command with either '-name' or '-id' option.

PRKZ-01066: Invalid subnet string: "{0}"

Cause: The given subnet string was not a valid IPv4 or IPv6 subnet number in dotted-decimal format.

Action: Make sure that the subnet string is a valid IPv4 or IPv6 subnet number in dotted-decimal format.

PRKZ-01067: Invalid subnet mask string: "{0}"

Cause: The given subnet mask string was not a valid IPv4 subnet mask in dotted-decimal format or IPv6 prefix length.

Action: Make sure that the subnet mask string is a valid IPv4 subnet mask in dotted-decimal format or IPv6 prefix length.

PRKZ-01068: {0} object is not supported on Windows Operating System

Cause: The *object* specified on the command line was not a valid object on Windows Operating System.

Action: Objects rhpsrver | rhpclient | havip | exportfs are not valid on Windows Operating System. Use a valid object.

PRKZ-01069: "srvctl modify network -iptype both" cannot include the {0} option

Cause: The command 'srvctl modify network -iptype both' request included conflicting options.

Action: Issue the command 'srvctl modify network -iptype both' separate from other network changes.

PRKZ-01070: Changing network type from {0} to {1} requires new VIP addresses

Cause: The command 'srvctl modify nodeapps -nettype mixed' was issued without specifying the VIP address when the IPv4 or IPv6 network type was dynamic.

Action: Issue the command 'srvctl modify nodeapps -nettype mixed -address' to specify the new VIP address.

PRKZ-01071: '-netnum' option cannot be supplied without '-address' option

Cause: The commande 'srvctl modify havip -netnum' was issued without specifying a VIP address that matches the new network Subnet.

Action: Retry the command 'srvctl modify havip' using '-address' option along with '-netnum' option to specify a new address for the HAVIP resource.

PRKZ-01072: SCAN name "{0}" is already registered on network {1}

Cause: The command 'srvctl add scan -scanname' was issued for a Single Client Access Name (SCAN) name that was already registered on the specified network.

Action: Use a distinct SCAN name.

PRKZ-01073: Cannot modify network type to 'mixed' because GNS is not configured.

Cause: An attempt to modify the network type to 'mixed' failed because Grid Naming Service (GNS) was not configured.

Action: Configure Grid Naming Service (GNS) and retry 'srvctl modify network' command.

PRKZ-01074: Failed to modify network type because the specified subnet "{0}" does not match any configured subnet.

Cause: The specified subnet did not match any configured subnet in the network resource.

Action: Specify a configured subnet to modify its network type.

PRKZ-01075: '-iptype' option cannot be given along with '-subnet'

Cause: A command attempted to modify both the network IP type and its subnet.

Action: Use 'srvctl modify network' with '-subnet' or '-iptype', not both.

PRKZ-01076: Cannot modify network with network type 'mixed'

Cause: An attempt to modify the subnet or IP type of a network resource with network type 'mixed' was issued.

Action: Use 'srvctl modify network -nettype' to modify the network type to STATIC, DHCP or AUTOCONFIG, before making any other change.

PRKZ-01078: Object {0} is not supported on an ASM client cluster.

Cause: The *object* specified on the command line was not a valid object for an ASM client cluster.

Action: Objects ASM, DISKGROUP, and VOLUME are not supported on an ASM client cluster. Use a valid object.

PRKZ-01079: Invalid subnet value {0} for '-invitedsubnets' option

Cause: The command was rejected because the invited subnets value was specified using incorrect syntax.

Action: Reissue the command specifying the invited subnets using either Classless Inter-Domain Routing (CIDR) syntax (e.g. 192.196.16.0/24) or wild cards.

PRKZ-01080: '-netnum' and '-vip' options conflict.

Cause: The 'srvctl start | stop vip' command was rejected because the '-netnum' option was specified along with the '-vip' option.

Action: Use the command 'srvctl start | stop vip' with either '-netnum' or '-vip', not both.

PRKZ-01082: The VIP name "{0}" cannot be resolved.

Cause: An unresolvable VIP name was specified.

Action: Make sure that the VIP name resolves to an IP address.

PRKZ-01083: The VIP name "{0}" resolves to "{1}" which cannot be found in any VIP.

Cause: An attempt to find a VIP with one of the specified addresses to which the VIP name resolved failed."

Action: Specify a VIP name that resolves to an address that is found in a VIP resource.

PRKZ-01084: The network type for the specified subnet ({0}) that is added cannot be set to 'mixed'.

Cause: An attempt was made to add an IPv4 or IPv6 subnet and set its network type directly to 'mixed'.

Action: Reissue the command and use a different value than 'mixed' for the -nettype option.

PRKZ-01085: Internal error: {0}

Cause: An internal error occurred. The included value is an internal identifier.

Action: Oracle internal error. Contact Oracle Support Services.

PRKZ-01119: nothing to modify

Cause: No options were specified to modify.

Action: Specify at least one option with the 'modify' command.

PRKZ-01125: Oracle Grid Infrastructure Management Repository (GIMR) client is not configured.

Cause: An attempt to retrieve GIMR client information failed because GIMR client did not exist.

Action: Add the GIMR client and try again.

PRKZ-01126: The network storage service is already disabled.

Cause: The network storage server resource could not be disabled because it was already disabled.

Action: None

PRKZ-01127: The network storage service is already enabled.

Cause: The network storage server resource could not be enabled because it was already enabled.

Action: None

PRKZ-01128: Host {0} is not reachable.

Cause: The command 'srvctl modify nodeapps -remoteservers *hostname*' specified a hostname that was not reachable.

Action: Ensure the host is up and reachable on the network and reissue the command.

PRKZ-01129: Host {0} is unknown.

Cause: The command 'srvctl modify nodeapps -remoteservers *hostname*' specified the indicated hostname, but that host was unknown.

Action: Reissue the command with a host name that is known to be correct.

PRKZ-01130: Port {0} is invalid.

Cause: The command 'srvctl modify nodeapps -remoteservers *hostname:port*' specified the indicated port, which was not a valid port .

Action: Reissue the command with a port that is known to be correct.

PRKZ-01131: {0} is only supported on an ASM client cluster.

Cause: An attempt to execute a command using the specified object was rejected because the specified object was not supported for a ASM client cluster.

Action: Use valid objects ASM, disk group or volume.

PROCL-00001 to PROCL-00110

PROCL-00001: Oracle Local Registry cannot be initialized.

Cause: An invalid init level was passed to initialize Oracle Local Registry.

Action: Initialize Oracle Local Registry with a valid init level.

PROCL-00002: Cannot perform local registry operation at the current init level.

Cause: Program tried a local registry operation which is not permitted at the init level.

Action: Initialize Oracle Local Registry with an appropriate init level.

PROCL-00003: Cannot perform local registry operation because context is invalid.

Cause: The Oracle Local Registry context passed was invalid.

Action: This is an internal error. Contact Oracle Support Services.

PROCL-00004: The local registry key to be operated on does not exist.

Cause: Program tried a local registry operation on a key which does not exist.

Action: Check to see if the key exists and try the operation again.

PROCL-00005: User does not have permission to perform a local registry operation on this key.

Cause: Program tried an operation on a local registry key for which it does not have permission.

Action: Check to see if program is run as the correct user.

PROCL-00006: User does not have permission to perform a local registry operation on this key.

Cause: Program tried a local registry operation on a key for which it does not have permission.

Action: Check to see if program is run as the correct user.

PROCL-00007: Cannot perform local registry operation because the key or batch handle is invalid.

Cause: The local registry key or batch handle passed was invalid.

Action: This is an internal error. Contact Oracle Support Services.

PROCL-00008: Cannot perform local registry operation because one of the parameters is invalid.

Cause: Program tried a local registry operation using an invalid parameter.

Action: This is an internal error. Contact Oracle Support Services.

PROCL-00009: Cannot perform local registry operation because the buffer passed is too small.

Cause: The amount of memory allocated for the buffer was insufficient.

Action: This is an internal error. Contact Oracle Support Services.

PROCL-00010: Cannot delete the local registry key as subkeys exist.

Cause: The program tried to delete a key for which subkeys exist.

Action: This is an internal error. Contact Oracle Support Services.

PROCL-00011: Cannot perform local registry operation because key is NULL.

Cause: The local registry key passed was NULL.

Action: This is an internal error. Contact Oracle Support Services.

PROCL-00012: Out of heap memory.

Cause: The program ran out of heap memory.

Action: Contact Oracle Support Services.

PROCL-00013: Cannot perform local registry operation because one of the parameters is NULL.

Cause: Program tried a local registry operation using an NULL parameter.

Action: This is an internal error. Contact Oracle Support Services.

PROCL-00014: Unknown error occurred

Cause: This is generic internal error for Oracle Local Registry.

Action: This is an internal error. Contact Oracle Support Services.

PROCL-00015: Failed to initialize the local registry

Cause: The Oracle Local Registry could not be accessed. The possible causes are: 1. The local registry has not been formatted. 2. The local registry file is not accessible. 3. The local registry file has incorrect permissions. 4. Oracle Clusterware is not running.

Action: 1. Run the 'ocrcheck -local' command to confirm that the OLR is formatted and usable. 2. Run 'ocrcheck -local -config' command to retrieve the configured file, and verify that the file is accessible and has the correct permissions via native platform or OS methods 3. Run 'crsctl check crs' command to verify that Oracle Clusterware is running.

PROCL-00016: Cannot retrieve any more subkeys for the given keyhandle

Cause: The key has no more subkeys to enumerate.

Action: This is an internal error. Contact Oracle Support Services.

PROCL-00017: Unimplemented feature

Cause: Requested feature has not been implemented in the current release.

Action: Try the feature again in the upcoming Oracle release.

PROCL-00018: The value size passed is too large

Cause: Cannot set a value of the given size.

Action: This is an internal error. Contact Oracle Support Services.

PROCL-00019: Cannot create more subkeys for the key

Cause: An attempt was made to create more subkeys under a key that is not permitted by the local registry.

Action: This is an internal error. Contact Oracle Support Services.

PROCL-00020: ORACLE_HOME environment not set

Cause: ORACLE_HOME environment not set.

Action: Make sure that the ORACLE_HOME environment variable has been properly set and exported.

PROCL-00021: Maximum permitted depth of the OLR tree is reached

Cause: An attempt was made to create subkeys under a key which is already at depth PROC_MAX_KEY_DEPTH

Action: This is an internal error. Contact Oracle Support Services.

PROCL-00022: The OLR backend has an invalid format

Cause: An attempt was made to use OLR before initializing it.

Action: Use the root.sh script. The 'ocrconfig -local -upgrade' command will initialize OLR.

PROCL-00023: Error in retrieving hostname

Cause: An error occurred while retrieving hostname.

Action: Contact Oracle Support Services.

PROCL-00024: Error in the messaging layer

Cause: An error occurred in the messaging layer while performing a local registry operation.

Action: This is an internal error. Contact Oracle Support Services.

PROCL-00025: Error in the NLS services

Cause: An error occurred in the NLS services while performing a local registry operation.

Action: This is an internal error. Contact Oracle Support Services.

PROCL-00026: Error while accessing the physical storage

Cause: The Oracle Local Registry could not be accessed. The possible causes are: 1. The local registry has not been formatted. 2. The local registry file is not accessible. 3. The local registry file has incorrect permissions.

Action: 1. Run the 'ocrcheck -local' command to confirm that the OLR is formatted and usable. 2. Run 'ocrcheck -local -config' command to retrieve the configured file, and verify that the file is accessible and has the correct permissions via native platform or OS methods

PROCL-00027: Error in authentication layer

Cause: An error occurred in the authentication layer while performing a local registry operation.

Action: Contact Oracle Support Services.

PROCL-00028: Oracle Local Registry already in current version

Cause: An attempt to upgrade the local registry which has already been upgraded.

Action: No action required.

PROCL-00029: Error in logging layer

Cause: An error occurred in the logging layer while performing a local registry operation.

Action: This is an internal error. Contact Oracle Support Services.

PROCL-00031: Storage device for the local registry is too small

Cause: The configured storage device for local registry was too small.

Action: Refer to the documentation and configure a storage device that is large enough for use by local registry.

PROCL-00032: Oracle High Availability Services on the local node is not running

Cause: Oracle High Availability Services on the local node was not running

Action: Run 'crsctl start crs' command to start the Oracle High Availability Services on the local node.

PROCL-00033: Oracle Local Registry is not configured

Cause: Oracle Local Registry configuration was not present on the node.

Action: Install and configure Oracle Clusterware.

PROCL-00035: Cannot perform local registry operation due to invalid version

Cause: The operation cannot be performed for this local active version

Action: Complete the upgrade before retrying the operation

PROCL-00036: No free space to perform this operation

Cause: There is no free space left to perform the requested operation

Action: Free up space and retry the operation

PROCL-00037: Oracle Local Registry does not support the storage type configured

Cause: The configured storage type for local registry is not supported

Action: Change the configuration of the local registry to a supported storage type. Refer to Oracle documentation for an exhaustive list for each platform.

PROCL-00038: Requested block number is not allocated from Oracle Local Registry

Cause: The requested block number is not allocated from Oracle Local Registry

Action: Retry the operation with another block number

PROCL-00039: Requested block has an invalid header

Cause: The requested block has an invalid header

Action: Retry the operation with another block number

PROCL-00040: Cannot add more operations to the batch

Cause: An attempt was made to add an operation to a batch that already has the maximum allowed operations.

Action: This is an internal error. Contact Oracle Support Services.

PROCL-00041: Oracle Local Registry is incorrectly configured

Cause: The local registry is incorrectly configured.

Action: Correct the local registry configuration.

PROCL-00042: User cannot access Oracle Local Registry configuration

Cause: Program encountered an error accessing the local registry configuration.

Action: Check to see if program is run as the correct user. Check that the local registry configuration has the correct permissions.

PROCL-00044: Error in network address and interface operations

Cause: An error occurred in the network address and interface operations layer while performing a local registry operation.

Action: Contact Oracle Support Services.

PROCL-00046: Cannot perform local registry operation because the batch is empty.

Cause: An attempt was made to execute the batch without any operations in it.

Action: This is an internal error. Contact Oracle Support Services.

PROCL-00048: Cannot perform the Oracle Local Registry operation due to a transient error.

Cause: A transient error occurred while performing the requested Oracle Local Registry operation. The operation was aborted without retrying, as requested by the client.

Action: Retry the operation.

PROCL-00049: The specified Oracle Local Registry backup location is inaccessible on the local node.

Cause: The backup location did not exist or the required permissions were not granted.

Action: Ensure that the location exists and the required file creation permissions are granted.

PROCL-00051: Error in patch management layer

Cause: An error occurred in the patch management layer while performing a local registry operation.

Action: Contact Oracle Support Services.

PROCL-00053: The configured patch level does not match the release patch level

Cause: The possible causes are: 1. Oracle Clusterware was started before the patch application had completed. 2. Oracle Clusterware was started from a location other than the Grid Infrastructure home that was most recently patched.

Action: Check the Oracle High Availability Service (OHASD) log file for details. 1. Complete applying the patch on this node. 2. Ensure the Oracle Clusterware is started from the Grid Infrastructure home that was most recently patched. Verify the patch level matches using the 'crsctl query crs releasepatch' and the 'crsctl query crs softwarepatch' commands. If the problem persists, contact Oracle Support Services.

PROCL-00054: The requested OLR operation is not supported.

Cause: An attempt was made to use an operation that is not supported.

Action: Verify the operation is valid before resubmitting it.

PROCL-00055: cannot create and set the local registry key because the key already exists

Cause: The program tried to create and set the local registry key when the key already exists.

Action: This is an internal error. Contact Oracle Support Services.

PROCL-00056: user does not have privilege to access the Oracle Local Registry

Cause: An operation that accesses the Oracle Local Registry was requested by a user with insufficient privileges.

Action: Run the command as root or administrator user.

PROCL-00057: Oracle Local Registry contains inconsistent data.

Cause: Inconsistent data was detected in the Oracle Local Registry.

Action: Check the availability of Oracle Local Registry backups using the 'ocrconfig - local -showbackup' command and restore a compatible backup. If you are not able to resolve the problem, contact Oracle Support Services.

PROCL-00058: The file specified for backing up the Oracle Local Registry already exists.

Cause: An operation to back up the Oracle Local Registry was requested with an incorrect file name.

Action: Run the command with a different file name provided as the argument.

PROCL-00059: The specified Oracle Local Registry export/import file location is not accessible.

Cause: The specified Oracle Local Registry export/import file location did not exist, did not have the required permissions, or did not have sufficient disk space.

Action: Ensure that the export/import file location exists, that its permissions are correct, and that it has sufficient disk space.

PROCL-00101: Operating System error [string]

Cause: An error occurred in the operating system layer while performing a local registry operation

Action: Contact Oracle Support Services.

PROCL-00102: Cluster services error [string]

Cause: An error occurred in the cluster services layer while performing a local registry operation.

Action: Contact Oracle Support Services.

PROCL-00103: Messaging error [string]

Cause: An error occurred in the messaging layer while performing a local registry operation.

Action: Contact Oracle Support Services.

PROCL-00104: Authentication error [string]

Cause: An error occurred in the authentication layer while performing a local registry operation.

Action: Contact Oracle Support Services.

PROCL-00105: Logging error

Cause: An error occurred in the logging layer while while performing a local registry operation.

Action: Contact Oracle Support Services.

PROCL-00106: Unidentified component error

Cause: An error occurred in an unidentified layer while performing a local registry operation.

Action: Contact Oracle Support Services.

PROCL-00107: Storage layer error [*string*]

Cause: An error occurred in the storage layer while performing a local registry operation.

Action: Contact Oracle Support Services.

PROCL-00109: Network address and interface operations error


Cause: An error occurred in the network address and interface operations layer while performing a local registry operation.

Action: Contact Oracle Support Services.

PROCL-00110: Patch and upgrade error [*string*]

Cause: An error occurred in the patch and upgrade management layer while performing a local registry operation.

Action: Contact Oracle Support Services.



PROC-00001 to PROC-00110

PROC-00001: Oracle Cluster Registry cannot be initialized.

Cause: An invalid init level was passed to initialize Oracle Cluster Registry.

Action: Initialize Oracle Cluster Registry with a valid init level.

PROC-00002: Cannot perform cluster registry operation at the current init level.

Cause: Program tried a cluster registry operation which is not permitted at the init level.

Action: Initialize Oracle Cluster Registry with an appropriate init level.

PROC-00003: Cannot perform cluster registry operation because context is invalid.

Cause: The Oracle Cluster Registry context passed was invalid.

Action: This is an internal error. Contact Oracle Support Services.

PROC-00004: The cluster registry key to be operated on does not exist.

Cause: Program tried a cluster registry operation on a key which does not exist.

Action: Check to see if the key exists and try the operation again.

PROC-00005: User does not have permission to perform a cluster registry operation on this key.

Cause: Program tried an operation on a cluster registry key for which it does not have permission.

Action: Check to see if program is run as the correct user.

PROC-00006: User does not have permission to perform a cluster registry operation on this key.

Cause: Program tried a cluster registry operation on a key for which it does not have permission.

Action: Check to see if program is run as the correct user.

PROC-00007: Cannot perform cluster registry operation because key or batch handle is invalid.

Cause: The cluster registry key or batch handle passed was invalid.

Action: This is an internal error. Contact Oracle Support Services.

PROC-00008: Cannot perform cluster registry operation because one of the parameters is invalid.

Cause: Program tried a cluster registry operation using an invalid parameter.

Action: This is an internal error. Contact Oracle Support Services.

PROC-00009: Cannot perform cluster registry operation because the buffer passed is too small.

Cause: The amount of memory allocated for the buffer was insufficient.

Action: This is an internal error. Contact Oracle Support Services.

PROC-00010: Cannot delete the cluster registry key as subkeys exist.

Cause: The program tried to delete a key for which subkeys exist.

Action: This is an internal error. Contact Oracle Support Services.

PROC-00011: Cannot perform cluster registry operation because key is NULL.

Cause: The cluster registry key passed was NULL.

Action: This is an internal error. Contact Oracle Support Services.

PROC-00012: Out of heap memory.

Cause: The program ran out of heap memory.

Action: Contact Oracle Support Services.

PROC-00013: Cannot perform cluster registry operation because one of the parameters is NULL.

Cause: Program tried a cluster registry operation using an NULL parameter.

Action: This is an internal error. Contact Oracle Support Services.

PROC-00014: Unknown error occurred

Cause: This is generic internal error for Oracle Cluster Registry.

Action: This is an internal error. Contact Oracle Support Services.

PROC-00015: Failed to initialize the cluster registry

Cause: The Oracle Cluster Registry could not be accessed. The possible causes are: 1. The cluster registry has not been formatted. 2. The cluster registry location is not accessible. 3. The cluster registry location has incorrect permissions. 4. Oracle Clusterware is not running.

Action: 1. Run the 'ocrcheck' command to confirm that the OCR is formatted and usable. 2. Run 'ocrcheck -config' command to retrieve the configured locations, and verify that each location is accessible and has the correct permissions via native platform or OS methods. Also verify that the ASM disk group exists and is mounted. 3. Run 'crsctl check crs' command to verify that Oracle Clusterware is running.

PROC-00016: Cannot retrieve any more subkeys for the given keyhandle

Cause: The key has no more subkeys to enumerate.

Action: This is an internal error. Contact Oracle Support Services.

PROC-00017: Unimplemented feature

Cause: Requested feature has not been implemented in the current release.

Action: Try the feature again in the upcoming Oracle release.

PROC-00018: The value size passed is too large

Cause: Cannot set a value of the given size.

Action: This is an internal error. Contact Oracle Support Services.

PROC-00019: Cannot create more subkeys for the key

Cause: An attempt was made to create more subkeys under a key that is not permitted by the cluster registry.

Action: This is an internal error. Contact Oracle Support Services.

PROC-00020: ORACLE_HOME environment not set

Cause: ORACLE_HOME environment not set.

Action: Make sure that the ORACLE_HOME environment variable has been properly set and exported.

PROC-00021: Maximum permitted depth of the OCR tree is reached

Cause: An attempt was made to create subkeys under a key which is already at depth PROCR_MAX_KEY_DEPTH

Action: This is an internal error. Contact Oracle Support Services.

PROC-00022: The OCR backend has an invalid format

Cause: An attempt was made to use OCR before initializing it.

Action: Use the root.sh script. The 'ocrconfig -upgrade' command will initialize OCR.

PROC-00023: Error in cluster services layer

Cause: An error occurred in the cluster services layer while performing a cluster registry operation.

Action: Contact Oracle Support Services.

PROC-00024: Error in the messaging layer

Cause: An error occurred in the messaging layer while performing a cluster registry operation.

Action: This is an internal error. Contact Oracle Support Services.

PROC-00025: Error in the NLS services

Cause: An error occurred in the NLS services while performing a cluster registry operation.

Action: This is an internal error. Contact Oracle Support Services.

PROC-00026: Error while accessing the physical storage

Cause: The Oracle Cluster Registry could not be accessed. The possible causes are: 1. The cluster registry has not been formatted. 2. The cluster registry location is not accessible. 3. The cluster registry location has incorrect permissions. 4. Oracle Clusterware is not running.

Action: 1. Run the 'ocrcheck' command to confirm that the OCR is formatted and usable. 2. Run 'ocrcheck -config' command to retrieve the configured locations, and verify that each location is accessible and has the correct permissions via native platform or OS methods. Also verify that the ASM disk group exists and is mounted. 3. Run 'crsctl check crs' command to verify that Oracle Clusterware is running.

PROC-00027: Error in authentication layer

Cause: An error occurred in the authentication layer while performing a cluster registry operation.

Action: Contact Oracle Support Services.

PROC-00028: Oracle Cluster Registry already in current version

Cause: An attempt to upgrade the cluster registry which has already been upgraded.

Action: No action required.

PROC-00029: Error in logging layer

Cause: An error occurred in the logging layer while performing a cluster registry operation.

Action: This is an internal error. Contact Oracle Support Services.

PROC-00030: Oracle Cluster Registry IDs do not match

Cause: The cluster registry storage seen by the client was not the same as the one seen by the server. This may be caused by a misconfiguration.

Action: Contact Oracle Support Services.

PROC-00031: Storage device for the cluster registry is too small

Cause: The configured storage device or the storage device to be newly added to the cluster registry was too small.

Action: Refer to the documentation and configure a storage device that is large enough for use by cluster registry. In case the cluster registry is already configured, execute the 'ocrcheck' command to retrieve the total size, and ensure that the size of the device to be added is large enough for use by cluster registry.

PROC-00032: Cluster Ready Services on the local node is not running

Cause: The Cluster Ready Services on the local node was not running.

Action: Use the 'crsctl start crs' command to start the Cluster Ready Services on the local node.

PROC-00033: Oracle Cluster Registry is not configured

Cause: Oracle Cluster Registry configuration was not present on the node.

Action: Install and configure Oracle Clusterware.

PROC-00034: Oracle Cluster Registry configurations are not compatible

Cause: Cluster registry configuration on this node did not match with another node in the cluster.

Action: Retrieve the cluster registry configuration using 'ocrcheck -config' command on all nodes in the cluster. Fix the configuration on this node and make it consistent using 'ocrconfig -repair' command.

PROC-00035: Cannot perform cluster registry operation due to invalid version

Cause: The operation cannot be performed for this cluster active version

Action: Complete the upgrade before retrying the operation

PROC-00036: No free space to perform this operation

Cause: There is no free space left to perform the requested operation.

Action: Free up space and retry the operation.

PROC-00037: Oracle Cluster Registry does not support the storage type configured

Cause: The configured storage type for cluster registry is not supported

Action: Change the configuration of the cluster registry to a supported storage type. Refer to Oracle documentation for an exhaustive list for each platform.

PROC-00038: Requested block number is not allocated from Oracle Cluster Registry

Cause: The requested block number is not allocated from Oracle Cluster Registry.

Action: Retry the operation with another block number.

PROC-00039: Requested block has an invalid header

Cause: The requested block has an invalid header.

Action: Retry the operation with another block number.

PROC-00040: Cannot add more operations to the batch

Cause: An attempt was made to add an operation to a batch that already has the maximum allowed operations.

Action: This is an internal error. Contact Oracle Support Services.

PROC-00041: Oracle Cluster Registry is incorrectly configured

Cause: The cluster registry is incorrectly configured.

Action: Correct the cluster registry configuration.

PROC-00042: User cannot access Oracle Cluster Registry configuration

Cause: Program encountered an error accessing the cluster registry configuration.

Action: Check to see if program is run as the correct user. Check that the cluster registry configuration has the correct permissions.

PROC-00043: Error in the ASM access layer

Cause: An error occurred in the layer used to access OCR when configured on ASM managed storage.

Action: Contact Oracle Support Services.

PROC-00044: Error in network address and interface operations

Cause: An error occurred in the network address and interface operations layer while performing a cluster registry operation.

Action: Contact Oracle Support Services.

PROC-00045: Error in the Oracle Clusterware API layer

Cause: An error occurred in the Oracle Clusterware API layer.

Action: Contact Oracle Support Services.

PROC-00046: Cannot perform cluster registry operation because the batch is empty.

Cause: An attempt was made to execute the batch without any operations in it.

Action: This is an internal error. Contact Oracle Support Services.

PROC-00047: Cannot proceed while the Oracle Cluster Registry format upgrade is in progress.

Cause: An Oracle Cluster Registry operation was requested, but found that an Oracle Cluster Registry format upgrade was in progress.

Action: Retry the operation after the format upgrade completes.

PROC-00048: Cannot perform the Oracle Cluster Registry operation due to a transient error.

Cause: A transient error occurred while performing the requested Oracle Cluster Registry operation. The operation was aborted without retrying, as requested by the client.

Action: Retry the operation.

PROC-00049: The specified Oracle Cluster Registry backup location is inaccessible on nodes *string*.

Cause: The Oracle Cluster Registry backup location did not exist, was not mounted correctly or did not have the required permissions on the above listed nodes.

Action: Ensure that the backup location exists with appropriate permissions and that the ASM disk group is mounted correctly; also check the entries in the ASM alert log file for more details.

PROC-00050: The Oracle Cluster Registry location to be added is inaccessible on nodes *string*.

Cause: The Oracle Cluster Registry location to be added did not exist, was not mounted correctly or did not have the required permissions on the above listed nodes.

Action: Ensure that the location exists with appropriate permissions and that the ASM disk group is mounted correctly; also check the entries in the ASM alert log file for more details.

PROC-00051: Error in patch management layer

Cause: An error occurred in the patch management layer while performing a cluster registry operation.

Action: Contact Oracle Support Services.

PROC-00052: Failed to update the Oracle High Availability Service (OHASD) resource dependencies on nodes *string*.

Cause: An error occurred while updating the OHASD resource dependencies on the above listed nodes.

Action: Contact Oracle Support Services.

PROC-00053: The configured patch level, release patch level and the patch level on the other active cluster nodes are not all the same.

Cause: An attempted Oracle Clusterware stack start operation failed because of mismatched patch levels. This situation occurred because of one of the following: - Oracle Clusterware was started before the patch application had completed. - Oracle Clusterware was started from a location other than the Grid Infrastructure home that was most recently patched.

Action: Check the Cluster Ready Services (CRS) daemon log file for details. 1. Complete applying the patch on this node. 2. Ensure the Oracle Clusterware is started from the Grid Infrastructure home that was most recently patched. Verify the patch level matches using the 'crsctl query crs releasepatch' and the 'crsctl query crs softwarepatch' commands. If the problem persists, contact Oracle Support Services.

PROC-00054: The requested OCR operation is not supported.

Cause: An attempt was made to use an operation that is not supported.

Action: Verify the operation is valid before resubmitting it.

PROC-00055: cannot create and set the cluster registry key because the key already exists

Cause: The program tried to create and set the cluster registry key when the key already exists.

Action: This is an internal error. Contact Oracle Support Services.

PROC-00056: user does not have privilege to access the Oracle Cluster Registry

Cause: An operation that accesses the Oracle Cluster Registry was requested by a user with insufficient privileges.

Action: Run the command as root or administrator user.

PROC-00057: Oracle Cluster Registry contains inconsistent data.

Cause: Inconsistent data was detected in the Oracle Cluster Registry.

Action: Check the availability of Oracle Cluster Registry backups using the 'ocrconfig -showbackup' command and restore a compatible backup. If you are not able to resolve the problem, contact Oracle Support Services.

PROC-00058: The file specified for backing up the Oracle Cluster Registry already exists.

Cause: An operation to back up the Oracle Cluster Registry was requested with an incorrect file name.

Action: Run the command with a different file name provided as the argument.

PROC-00059: The specified Oracle Cluster Registry export/import file location is not accessible.

Cause: The specified Oracle Cluster Registry export/import file location did not exist, was not mounted correctly, did not have the required permissions, or did not have sufficient disk space.

Action: Ensure that the export/import file location exists, that it is mounted correctly, that its permissions are correct, and that it has sufficient disk space. Check for related entries in the ASM alert log file for more details.

PROC-00060: The Oracle Cluster Registry backup file '*string*' is corrupt.

Cause: The Oracle Cluster Registry backup file failed the post-backup corruption check. Either the Oracle Cluster Registry was corrupt or the backup introduced an error.

Action: Attempt the Oracle Cluster Registry backup again by executing an 'ocrconfig -manualbackup' command. If the problem persists, contact Oracle Support Services.

PROC-00101: Operating System error [*string*]

Cause: An error occurred in the operating system layer while performing a cluster registry operation

Action: Contact Oracle Support Services.

PROC-00102: Cluster services error [*string*]

Cause: An error occurred in the cluster services layer while performing a cluster registry operation.

Action: Contact Oracle Support Services.

PROC-00103: Messaging error [*string*]

Cause: An error occurred in the messaging layer while performing a cluster registry operation.

Action: Contact Oracle Support Services.

PROC-00104: Authentication error [*string*]

Cause: An error occurred in the authentication layer while performing a cluster registry operation.

Action: Contact Oracle Support Services.

PROC-00105: Logging error

Cause: An error occurred in the logging layer while performing a cluster registry operation.

Action: Contact Oracle Support Services.

PROC-00106: Unidentified component error

Cause: An error occurred in an unidentified layer while performing a cluster registry operation.

Action: Contact Oracle Support Services.

PROC-00107: Storage layer error [*string*]

Cause: An error occurred in the storage layer while performing a cluster registry operation.

Action: Contact Oracle Support Services.

PROC-00108: ASM error [*string*]

Cause: An error occurred in the asm layer while performing a cluster registry operation.

Action: Contact Oracle Support Services.

PROC-00109: Network address and interface operations error

Cause: An error occurred in the network address and interface operations layer while performing a cluster registry operation.

Action: Contact Oracle Support Services.

PROC-00110: Patch and upgrade error [*string*]

Cause: An error occurred in the patch and upgrade management layer while performing a cluster registry operation.

Action: Contact Oracle Support Services.

PROTL-00001 to PROTL-00604

PROTL-00001: Failed to initialize ocrconfig

Cause: Unable to initialize and start ocrconfig.

Action: Check log file for details about the failure.

PROTL-00002: Export file '*string*' already exists

Cause: Requested export file exists in the given path.

Action: Change the location for export file or remove the old export file.

PROTL-00003: Failed to create export file '*string*'

Cause: Unable to create or open file for exporting local registry data.

Action: Check access privilege or disk space of the requested path.

PROTL-00004: Failed to retrieve data from the local registry

Cause: Unable to retrieve necessary information from the local registry.

Action: Check the availability of the local registry and the details of the failure from the log file.

PROTL-00006: The specified Oracle Local Registry import file '*string*' is not accessible.

Cause: An attempt to import Oracle Local Registry contents from the indicated import file failed because the import file did not exist or user did not have permission to open the import file.

Action: Ensure that the import file exists and its permissions are correct and retry the import command.

PROTL-00007: Failed to open the specified import file '*string*'

Cause: Unable to access the specified import file.

Action: Check access privilege of the import file.

PROTL-00008: Failed to import data from specified file to the local registry

Cause: Unable to read data from the import file and import to the local registry.

Action: Check availability of the local registry and the details of the failure from the log file.

PROTL-00010: Failed to open the specified source local registry

Cause: Unable to access the specified source local registry.

Action: Check access privilege and location of the source local registry, and the log file for more detail.

PROTL-00011: Failed to open the specified destination local registry

Cause: Unable to access the specified destination local registry.

Action: Check access privilege and location of the destination local registry. Also check the log file for more details.

PROTL-00012: Oracle Local Registry to be upgraded has an unsupported version

Cause: Oracle Local Registry to be upgraded had an unsupported version.

Action: Upgrade Oracle Local Registry to a version supported.

PROTL-00013: Oracle Local Registry is in current version

Cause: Oracle Local Registry was in current version.

Action: No action required.

PROTL-00015: Unimplemented feature

Cause: Requested feature has not been implemented in current release.

Action: Try the feature again in the next release.

PROTL-00016: Internal Error

Cause: This is a generic internal error for ocrconfig.

Action: Contact Oracle Support Services.

PROTL-00017: Fatal Error

Cause: This is a generic fatal error for ocrconfig.

Action: Contact Oracle Support Services.

PROTL-00018: Failed to open the specified backup file '*string*'

Cause: File did not exist or user did not have permission to open the file.

Action: Ensure that the file exists and its permissions are correct. Also check the log file for more details.

PROTL-00019: Cannot proceed while the Oracle High Availability Service is running

Cause: The Oracle High Availability Service was running.

Action: Use the 'crsctl stop crs' command to shutdown the Oracle High Availability Service on the local node.

PROTL-00020: Insufficient permission to proceed. Require privileged user

Cause: User was not a privileged user.

Action: Run the command again using a privileged user.

PROTL-00021: Invalid parameter

Cause: Input parameter was not valid.

Action: Check log file for more information.

PROTL-00023: failed to back up Oracle Local Registry

Cause: An attempt to back up the Oracle Local Registry failed.

Action: Confirm that the registry exists ('ocrcheck -local') and that the clusterware stack is running ('crsctl check crs'). Ensure that there is sufficient free space at the backup location for the OLR size reported by ocrcheck. If necessary, use 'ocrconfig -local -backuploc' to specify a different location.

PROTL-00025: Manual backups for the Oracle Local Registry are not available

Cause: Manual backups for the Oracle Local Registry were not yet created.

Action: Manual backups can be created using 'ocrconfig -local -manualbackup' command.

PROTL-00035: The configured OLR location is not accessible

Cause: The configured Oracle local Registry (OLR) location did not exist, did not have the required permissions, or did not have sufficient disk space..

Action: Ensure that the location exists, that its permissions are correct, and that it has sufficient disk space. Also check the Clusterware alert log file for more details.

PROTL-00039: The specified file '*string*' has an invalid format

Cause: The specified file was not a valid Oracle Local Registry export/import file.

Action: Specify a valid Oracle Local Registry file which was created using the 'ocrconfig -local -export' command.

PROTL-00040: The specified file '*string*' has an invalid format

Cause: The specified file was not a valid Oracle Local Registry backup file.

Action: Use the 'ocrconfig -local -showbackup' command to list all available backups. Specify a valid Oracle Local Registry backup file listed by the above command.

PROTL-00041: The specified backup location '*string*' is not accessible

Cause: The backup location did not exist or the required permissions were not granted.

Action: Ensure that the location exists and the required file creation permissions are granted.

PROTL-00042: The specified backup location '*string*' is not a directory

Cause: The specified backup location was not a directory.

Action: Specify a directory.

PROTL-00049: The Oracle Local Registry (OLR) integrity check failed.

Cause: The integrity check failed for the configured Oracle Local Registry location.

Action: Check availability of backups using 'ocrconfig -local -showbackup' command and restore a compatible backup. If you are not able to resolve the problem, contact Oracle Support Services.

PROTL-00052: failed to retrieve backup location of Oracle Local Registry

Cause: An attempt to display the backup location for the Oracle Local Registry failed because the Oracle Local Registry was not accessible.

Action: Check the accessibility of Oracle Local Registry.

PROTL-00054: failed to copy the Oracle Local Registry backup file to the specified destination '*string*'

Cause: An attempt to copy the Oracle Local Registry backup file to the specified location failed because it was not writable by the user or did not have sufficient space.

Action: Ensure that the destination is writable by the user and that there is sufficient free space for the file.

PROTL-00056: The file name [string] specified for the 'ocrconfig -local -copy' command is invalid.

Cause: An attempt to copy an Oracle Local Registry file failed because the specified destination file name argument did not specify a complete path name.

Action: Reissue the command specifying a complete path name for the destination file.

PROTL-00057: The back up file specified in the 'ocrconfig -local -manualbackup -filename' command already exists [string].

Cause: The requested back up file already existed in the given path.

Action: Change the back up file location for the 'ocrconfig -local -manualbackup -filename' command or remove the old back up file.

PROTL-00058: successfully exported the Oracle Local Registry contents to file 'string'

Cause: The Oracle Local Registry contents were successfully exported to the specified file as requested by the user.

Action: None

PROTL-00059: Manual backups for the Oracle Local Registry cannot be displayed.

Cause: An attempt to display OLR Manual backup locations failed because a manual backup was in progress.

Action: Retry the operation to display the manual backup locations using 'ocrconfig -local -showbackup manual' command after the in-progress backup completes.

PROTL-00302: Failed to initialize ocrdump

Cause: Unable to initialize and start ocrdump .

Action: Check log file for details about the failure.

PROTL-00303: Dump file already exists [string]

Cause: Requested dump file exists in the given path.

Action: Change the location for the dump file or remove the old dump file.

PROTL-00304: Failed to create dump file [string]

Cause: Unable to create or open file for dumping local registry data.

Action: Check access privilege or disk space of the requested path.

PROTL-00305: Failed to write to dump file [string]

Cause: Unable to write to dump file while dumping local registry data.

Action: Check access privilege or disk space of the requested path.

PROTL-00306: Failed to retrieve local registry data

Cause: Unable to read local registry data.

Action: Check log file for details about the failure.

PROTL-00307: The specified key does not exist in local registry

Cause: Unable to retrieve the specified key from local registry.

Action: Check log file for the key name.

PROTL-00309: Failed to access the Oracle Local Registry backup file.

Cause: The Oracle Local Registry backup file either did not exist or the user did not have the permission to open the file.

Action: Ensure that the file exists and its permissions are correct.

PROTL-00310: Not all keys were dumped due to permissions.

Cause: An attempt was made to dump one or more Oracle Local Registry keys for which the user does not have access permission.

Action: Log on as a different user and retry.

PROTL-00312: The specified file '*string*' has an invalid format.

Cause: The file argument to the ocrdump command specified a file that was not a valid Oracle Local Registry backup file.

Action: Use the 'ocrconfig -local -showbackup' command to list all available backups. Reissue the ocrdump command specifying a valid Oracle Local Registry backup file as listed by the ocrconfig command.

PROTL-00601: Failed to initialize ocrcheck

Cause: Unable to initialize and start ocrcheck.

Action: Check log file for details about the failure.

PROTL-00602: Failed to retrieve data from the local registry

Cause: Unable to retrieve necessary information from the local registry.

Action: Check the availability of the local registry and the details of the failure from the log file.

PROTL-00603: Oracle Local Registry is logically corrupted

Cause: A logical corruption was detected in the Oracle Local Registry.

Action: Check the log file for more information.

PROTL-00604: Failed to retrieve the configured location of the local registry

Cause: Unable to retrieve the location of local registry.

Action: Check log file for details about the failure.



PROT-00001 to PROT-00607

PROT-00001: Failed to initialize ocrconfig

Cause: Unable to initialize and start ocrconfig.

Action: Check log file for details about the failure.

PROT-00002: Export file '*string*' already exists

Cause: Requested export file exists in the given path.

Action: Change the location for export file or remove the old export file.

PROT-00003: Failed to create export file '*string*'

Cause: Unable to create or open file for exporting cluster registry data.

Action: Check access privilege or disk space of the requested path.

PROT-00004: Failed to retrieve data from the cluster registry

Cause: Unable to retrieve necessary information from the cluster registry.

Action: Check the availability of the cluster registry and the details of the failure from the log file.

PROT-00005: Clusterware is not running properly

Cause: Unable to register with clusterware for access to the cluster registry.

Action: Check the status of clusterware running on the machine.

PROT-00006: The specified Oracle Cluster Registry import file '*string*' is not accessible.

Cause: An attempt to import Oracle Cluster Registry contents from the indicated import file failed because the import file did not exist, was not mounted correctly, or user did not have permission to open the import file.

Action: Ensure that the import file exists, that it is mounted correctly, and that its permissions are correct and retry the import command. If the file location is an ASM disk group, check for related entries in the ASM alert log file for more details.

PROT-00007: Failed to open the specified import file '*string*'

Cause: Unable to access the specified import file.

Action: Check access privilege of the import file.

PROT-00008: Failed to import data from specified file to the cluster registry

Cause: Unable to read data from the import file and import to the cluster registry.

Action: Check availability of the cluster registry and the details of the failure from the log file.

PROT-00010: Failed to open the specified source cluster registry

Cause: Unable to access the specified source cluster registry.

Action: Check access privilege and location of the source cluster registry, and the log file for more detail.

PROT-00011: Failed to open the specified destination cluster registry

Cause: Unable to access the specified destination cluster registry.

Action: Check access privilege and location of the destination cluster registry. Also check the log file for more details.

PROT-00012: Oracle Cluster Registry to be upgraded has an unsupported version

Cause: Oracle Cluster Registry to be upgraded had an unsupported version.

Action: Upgrade Oracle Cluster Registry to a version supported.

PROT-00013: Oracle Cluster Registry is in current version

Cause: Oracle Cluster Registry was in current version.

Action: No action required.

PROT-00014: Oracle Cluster Registry to be downgraded has an earlier version

Cause: Oracle Cluster Registry to be downgraded had an earlier version.

Action: No action required.

PROT-00015: Unimplemented feature

Cause: Requested feature has not been implemented in current release.

Action: Try the feature again in the next release.

PROT-00016: Internal Error

Cause: This is a generic internal error for ocrconfig.

Action: Contact Oracle Support Services.

PROT-00017: Fatal Error

Cause: This is a generic fatal error for ocrconfig.

Action: Contact Oracle Support Services.

PROT-00018: Failed to open the specified backup file '*string*'

Cause: File did not exist or user did not have permission to open the file.

Action: Ensure that the file exists and its permissions are correct. Also check the log file for more details.

PROT-00019: Cannot proceed while the Cluster Ready Service is running

Cause: The Cluster Ready Service was running.

Action: Use the 'crsctl stop crs' command to shutdown the Cluster Ready Service on the local node.

PROT-00020: Insufficient permission to proceed. Require privileged user

Cause: User was not a privileged user.

Action: Run the command again using a privileged user.

PROT-00021: Invalid parameter

Cause: Input parameter was not valid.

Action: Check log file for more information.

PROT-00022: Storage too small

Cause: Specified storage was too small to mirror OCR content.

Action: Execute the 'ocrcheck' command to retrieve the total size, and ensure that the size of the device to be added is large enough for use by cluster registry.

PROT-00023: failed to back up Oracle Cluster Registry

Cause: An attempt to make a backup copy of the Oracle Cluster Registry (OCR) failed. This error may be accompanied by other messages that identify the specific problem.

Action: Check availability of the Oracle Cluster Registry and the available free space on the disk group where the manual backup will be stored. Use 'ocrconfig -backuploc' to specify a new backup location, if necessary.

PROT-00024: Auto backups for the Oracle Cluster Registry are not available

Cause: Auto backups for the Oracle Cluster Registry were not yet created. They are created once every four hours.

Action: No action required.

PROT-00025: Manual backups for the Oracle Cluster Registry are not available

Cause: Manual backups for the Oracle Cluster Registry were not yet created.

Action: Manual backups can be created using 'ocrconfig -manualbackup' command.

PROT-00026: Oracle Cluster Registry backup locations were retrieved from a local copy

Cause: The Oracle Cluster Registry files were not accessible. Information about the cluster registry backups is also maintained in the Oracle Local Registry. The information displayed has been retrieved from the Oracle Local Registry. This information may be outdated.

Action: Run 'ocrconfig -showbackup' command from another node in the cluster. Compare the output of the 'ocrconfig -showbackup' on this node with output of the same command from other nodes in the cluster to determine the latest backup copy.

PROT-00027: Cannot configure another Oracle Cluster Registry location because the maximum number of Oracle Cluster Registry locations (5) have been configured

Cause: The maximum number of Oracle Cluster Registry locations (5) had been configured.

Action: (Optional) Verify the configuration using the 'ocrcheck -config' command. Delete an Oracle Cluster Registry device by executing 'ocrconfig -delete *existing location*' command, and retry the operation.

PROT-00028: Cannot delete or replace the only configured Oracle Cluster Registry location.

Cause: A delete or replace operation was performed when there was only 1 configured Oracle Cluster Registry location. The above listed operation can only be performed when there are at least 2 configured Oracle Cluster Registry locations.

Action: Execute 'ocrconfig -add *new location*' to add the new Oracle Cluster Registry location followed by 'ocrconfig -delete *existing location*' command.

PROT-00029: The Oracle Cluster Registry location is already configured

Cause: The location to be added was identical to a configured Oracle Cluster Registry location.

Action: Verify the configuration using the 'ocrcheck -config' command. Ensure that the location to be added is not already configured.

PROT-00030: The Oracle Cluster Registry location to be added is not usable.

Cause: The Oracle Cluster Registry location to be added did not exist, was not mounted correctly, did not have the required permissions, or did not have the sufficient disk space. This error may be accompanied by other messages that identify the specific problem.

Action: Ensure that the disk group is created and mounted correctly and is visible to all nodes in the cluster, that its permissions are correct, and that it has sufficient disk space. Also check for related entries in the ASM alert log file for more details.

PROT-00031: The Oracle Cluster Registry location to be added is an ASM disk

Cause: The Oracle Cluster Registry location to be added is already in use by ASM.

Action: Specify a Oracle Cluster Registry location that is not currently in use. Use the 'crsctl query css votedisk' command to get the list of voting files used by CSS. Use the 'asmcmd lsdisk --member' command to get the list of disks used by ASM. Specify a location that is not in either list.

PROT-00032: The Oracle Cluster Registry location to be added is a CSS voting file

Cause: The Oracle Cluster Registry location to be added is already configured as a CSS voting file.

Action: Specify a Oracle Cluster Registry location that is not currently in use. Use the 'crsctl query css votedisk' command to get the list of voting files used by CSS. Use the 'asmcmd lsdisk --member' command to get the list of disks used by ASM. Specify a location that is not in either list.

PROT-00033: Oracle High Availability Services on the local node is not running

Cause: Oracle High Availability Services on the local node was not running

Action: Run 'crsctl start crs' command to start the Oracle High Availability Services on the local node.

PROT-00034: The Oracle Cluster Registry location to be deleted is not configured.

Cause: The location to be deleted was not already configured as an Oracle Cluster Registry location.

Action: Run 'ocrcheck -config' command to get the list of configured Oracle Cluster Registry locations. Ensure that the location to be deleted is already configured.

PROT-00035: The configured OCR locations are not accessible.

Cause: The configured Oracle Cluster Registry (OCR) locations did not exist, were not mounted correctly, did not have the required permissions, or did not have sufficient disk space. This error may be accompanied by other messages that identify the specific problem.

Action: Ensure that the locations exist, that they are mounted correctly and visible to all nodes in the cluster, that their permissions are correct, and that they have sufficient disk space. Check for entries in the Oracle ASM alert log file for more details.

PROT-00036: Duplicate or previously used Oracle Cluster Registry location *string* cannot be added

Cause: The Oracle Cluster Registry location to be added had the same contents as that of currently configured locations. This might be due to the location to be added was either duplicate of one of the currently configured locations with a different path or previously used.

Action: Make sure that the location to be added is not currently configured with a different path. If the location was previously configured as an Oracle Cluster Registry location, ensure that the contents are erased before adding it again.

PROT-00037: The Oracle Cluster Registry location *string* cannot be deleted because it is required for the OCR to be available

Cause: A delete operation was requested when there were minimum configured Oracle Cluster Registry locations available. The above listed operation can only be performed when a majority of configured Oracle Cluster Registry locations are accessible and online.

Action: Run 'ocrcheck' command to get the current status of the configured Oracle Cluster Registry locations. Execute 'ocrconfig -add *new location*' to add the new Oracle Cluster Registry location followed by 'ocrconfig -delete *existing location*' command.

PROT-00038: The Oracle Cluster Registry location cannot be added because another configured location is offline.

Cause: An add or replace operation was requested when there was at least one configured Oracle Cluster Registry location which was not accessible or online. The above listed operation can only be performed when the inaccessible Oracle Cluster Registry location has been deleted or replaced.

Action: Run 'ocrcheck' command to get the current status of the configured Oracle Cluster Registry locations. Execute 'ocrconfig -delete *offline location*' command to delete the inaccessible Oracle Cluster Registry location followed by 'ocrconfig -add *new location*' command.

PROT-00039: The specified file '*string*' has an invalid format

Cause: The specified file was not a valid Oracle Cluster Registry export/import file.

Action: Specify a valid Oracle Cluster Registry file which was created using the 'ocrconfig -export' command.

PROT-00040: The specified file '*string*' has an invalid format

Cause: The specified file was not a valid Oracle Cluster Registry backup file.

Action: Use the 'ocrconfig -showbackup' command to list all available backups. Specify a valid Oracle Cluster Registry backup file listed by the above command.

PROT-00041: The specified backup location '*string*' is not accessible

Cause: The backup location did not exist or the required permissions were not granted.

Action: Ensure that the location exists and the required file creation permissions are granted.

PROT-00042: The specified backup location '*string*' is not an ASM disk group.

Cause: The specified backup location was not an ASM disk group.

Action: Specify an ASM disk group.

PROT-00043: Administering the Oracle Cluster Registry from a Leaf node is not supported.

Cause: An attempt was made to execute the 'ocrconfig' command with the specified option from a Leaf node, which is not supported.

Action: Execute the 'ocrconfig' command from a Hub node.

PROT-00044: Cannot change the Oracle Cluster Registry backup location to an ASM disk group.

Cause: An attempt was made to change the Oracle Cluster Registry backup location to an ASM disk group when the Oracle Cluster Registry was not configured on ASM.

Action: Migrate the Oracle Cluster Registry to ASM before changing the Oracle Cluster Registry backup location to an ASM disk group.

PROT-00045: The specified Oracle Cluster Registry backup location *string* is inaccessible.

Cause: Oracle Cluster Registry backup location did not exist, was not mounted correctly, or did not have the required permissions.

Action: Ensure that the backup location exists, that it is mounted correctly, and that its permissions are correct. Check the entries in the ASM alert log file for more details.

PROT-00046: failed to repair the Oracle Cluster Registry configuration while adding the location '*string*' on the local node

Cause: The Oracle Cluster Registry location to be added did not exist, was not mounted correctly, did not have the required permissions or the OCR file in the disk group did not exist. This error may be accompanied by other messages that identify the specific problem.

Action: Ensure that the location exists with appropriate permissions. The OCR file in the disk group must already exist, the disk group must be mounted correctly; also check the entries in the ASM alert log file for more details.

PROT-00048: The Oracle Cluster Registry location *string* cannot be deleted because the OCR backup location is an ASM disk group.

Cause: An attempt was made to delete the only ASM Oracle Cluster Registry (OCR) location.

Action: Ensure that there is at least one ASM Oracle Cluster Registry location.

PROT-00049: The Oracle Cluster Registry (OCR) integrity check failed.

Cause: The integrity check failed for one or more of the configured Oracle Cluster Registry locations.

Action: Use 'ocrcheck' command to validate the block integrity of the configured Oracle Cluster Registry locations. Delete the corrupt locations using the command 'ocrconfig -delete *corrupt location*'. If all configured Oracle Cluster Registry locations are corrupted, check the availability of backups using the 'ocrconfig -showbackup' command and restore a compatible backup. If you are not able to resolve the problem, contact Oracle Support Services.

PROT-00050: OCR is local-only. '-repair -add' and '-repair -delete' options are not supported for local-only OCR.

Cause: An attempt was made to use the '-repair -add' or '-repair -delete' options with a local-only Oracle Cluster Registry, which is not supported.

Action: None

PROT-00051: reserved file or device name specified for Oracle Cluster Registry location

Cause: One of the commands 'ocrconfig -add', 'ocrconfig -repair', or 'ocrconfig -replace' was issued specifying a reserved file or device name. The names week.ocr, day.ocr, backup00.ocr, backup01.ocr, and backup02.ocr are reserved for Oracle.

Action: Choose an OCR location that is not one of the reserved names.

PROT-00052: failed to retrieve backup location of Oracle Cluster Registry

Cause: An attempt to display the backup location for the Oracle Cluster Registry failed because the Oracle Cluster Registry was not accessible.

Action: Check the accessibility of Oracle Cluster Registry.

PROT-00053: The file name [*string*] specified for the 'ocrconfig -repair', 'ocrconfig -add' or 'ocrconfig -replace' command designates an invalid storage type for the Oracle Cluster Registry.

Cause: One of the commands 'ocrconfig -add', 'ocrconfig -repair' or 'ocrconfig -replace' was issued using a file name which designates an invalid storage type for Oracle Cluster Registry.

Action: Specify a location whose storage type is valid for the Oracle Cluster Registry.

PROT-00054: failed to copy the Oracle Cluster Registry backup file to the specified destination '*string*'

Cause: An attempt to copy the Oracle Cluster Registry backup file to the specified location failed because it was not writable by the user or did not have sufficient space.

Action: Ensure that the destination is writable by the user and that there is sufficient free space for the file.

PROT-00055: The file name [*string*] specified for the 'ocrconfig -manualbackup -filename' command is invalid.

Cause: An attempt to configure a manual backup file for Oracle Cluster Registry failed because the specified file name argument was not a valid ASM file name.

Action: Reissue the command specifying a valid ASM file name for the backup file.

PROT-00056: The file name [*string*] specified for the 'ocrconfig -copy' command is invalid.

Cause: An attempt to copy an Oracle Cluster Registry file failed because the specified destination file name argument was not a complete path name.

Action: Reissue the command specifying a complete path name for the destination file.

PROT-00058: successfully exported the Oracle Cluster Registry contents to file '*string*'

Cause: The Oracle Cluster Registry contents were successfully exported to the specified file as requested by the user.

Action: None

PROT-00059: Manual backups for the Oracle Cluster Registry cannot be displayed.

Cause: An attempt to display OCR manual backup locations failed because a manual backup was in progress.

Action: Retry the operation to display the manual backup locations using 'ocrconfig -showbackup manual' command after the in-progress backup completes.

PROT-00060: The Oracle Cluster Registry backup is copied to '*string*'.

Cause: The Oracle Cluster Registry backup contents were successfully copied to the specified file.

Action: None

PROT-00301: Dump is not feasible when clusterware is running

Cause: Unable to dump cluster registry data when clusterware is running.

Action: Stop the clusterware before retrying ocrdump.

PROT-00302: Failed to initialize ocrdump

Cause: Unable to initialize and start ocrdump.

Action: Check log file for details about the failure.

PROT-00303: Dump file already exists [*string*]

Cause: Requested dump file exists in the given path.

Action: Change the location for the dump file or remove the old dump file.

PROT-00304: Failed to create dump file [*string*]

Cause: Unable to create or open file for dumping cluster registry data.

Action: Check access privilege or disk space of the requested path.

PROT-00305: Failed to write to dump file [*string*]

Cause: Unable to write to dump file while dumping cluster registry data.

Action: Check access privilege or disk space of the requested path.

PROT-00306: Failed to retrieve cluster registry data

Cause: Unable to read cluster registry data.

Action: Check log file for details about the failure.

PROT-00307: The specified key does not exist in cluster registry

Cause: Unable to retrieve the specified key from cluster registry.

Action: Check log file for the key name.

PROT-00309: Failed to access the Oracle Cluster Registry backup file.

Cause: The Oracle Cluster Registry backup file either did not exist or the user did not have the permission to open the file.

Action: Ensure that the file exists and its permissions are correct.

PROT-00310: Not all keys were dumped due to permissions.

Cause: An attempt was made to dump one or more Oracle Cluster Registry keys for which the user does not have access permission.

Action: Log on as a different user and retry.

PROT-00311: insufficient permission to proceed

Cause: The user was not a privileged user.

Action: Log on as root or administrator user and reissue the command.

PROT-00312: The specified file '*string*' has an invalid format.

Cause: The file argument to the ocrdump command specified a file that was not a valid Oracle Cluster Registry backup file.

Action: Use the 'ocrconfig -showbackup' command to list all available backups.
Reissue the ocrdump command specifying a valid Oracle Cluster Registry backup file as listed by the ocrconfig command.

PROT-00313: Oracle High Availability Services is not running on the local node.

Cause: An attempt was made to execute the 'ocrdump' command when the Oracle High Availability Services was not running on the local node.

Action: Run 'crsctl start crs' command to start the Oracle High Availability Services on the local node and reissue the command.

PROT-00601: Failed to initialize ocrcheck

Cause: Unable to initialize and start ocrcheck.

Action: Check log file for details about the failure.

PROT-00602: Failed to retrieve data from the cluster registry

Cause: Unable to retrieve necessary information from the cluster registry.

Action: Check the availability of the cluster registry and the details of the failure from the log file.

PROT-00603: Oracle Cluster Registry is logically corrupted

Cause: A logical corruption was detected in the Oracle Cluster Registry.

Action: Check the log file for more information. Check availability of backups using 'ocrconfig -showbackup' command. Restore a compatible backup, and verify using ocrcheck.

PROT-00604: Failed to retrieve the configured location(s) of the cluster registry.

Cause: Unable to retrieve the configured location(s) of the cluster registry.

Action: Check log file for details about the failure.

PROT-00605: The 'ocrcheck' command is not supported from a Leaf node.

Cause: An attempt was made to execute the 'ocrcheck' command from a Leaf node, which is not supported.

Action: Execute the 'ocrcheck' command from a Hub node.

PROT-00606: insufficient permission to proceed


Cause: The user was not a privileged user.

Action: Log on as root or administrator user and reissue the command.

PROT-00607: More than one OCR storage type was detected.

Cause: More than one Oracle Cluster Registry (OCR) storage type was detected. Storing OCR on different storage types simultaneously is not supported.

Action: Configure OCR using the same storage type.



PRVE-00004 to PRVE-10239

PRVE-00004: The given operator is not supported.

Cause: This is an internal error.

Action: Please contact Oracle Support.

PRVE-00005: The string does not represent a numeric value.

Cause: This is an internal error.

Action: Please contact Oracle Support.

PRVE-00008: Could not find command name in description of executable

Cause: This is an internal error.

Action: Please contact Oracle Support.

PRVE-00009: Failed to resolve variable "{0}"

Cause: This is an internal error.

Action: Please contact Oracle Support.

PRVE-00010: Properly formatted RESULT tags are not found in the command output: "{0}".

Cause: This is an internal error.

Action: Please contact Oracle Support.

PRVE-00011: Properly formatted COLLECTED tags are not found in the command output.

Cause: This is an internal error.

Action: Please contact Oracle Support.

PRVE-00012: Execution of verification executable failed.

Cause: An error was encountered while executing verification executable.

Action: Look at the accompanying messages for details on the cause of failure.

PRVE-00013: Execution of analyzer failed.

Cause: An error was encountered while executing analyzer.

Action: Look at the accompanying messages for details on the cause of failure.

PRVE-00016: Unable to write data to file "{0}".

Cause: The path specified is not writeable.

Action: Ensure that write access exists for the specified path.

PRVE-00018: Encountered a NULL executable argument.

Cause: This is an internal error.

Action: Please contact Oracle Support.

PRVE-00021: HugePages feature is not enabled on nodes "{0}"

Cause: Available memory is greater than 4GB, but OS HugePages feature is not enabled.

Action: If available memory is greater than 4GB, Oracle recommends configuring HugePages. Refer to OS documentation to configure HugePages.

PRVE-00022: Could not get available memory on node "{0}"

Cause: An error occurred accessing /proc/meminfo to determine available system memory.

Action: Ensure that the OS /proc virtual file system is functioning correctly and that /proc/meminfo is accessible.

PRVE-00023: HugePages feature is not supported on node "{0}"

Cause: HugePages feature of Linux operating system was not found supported on the indicated node.

Action: Oracle recommends enabling the database Automatic Memory Management feature on database instances that run on a Linux operating system that does not support HugePages.

PRVE-00024: Transparent HugePages feature is enabled on node "{0}"

Cause: Transparent HugePages feature was found always enabled on the indicated node.

Action: Oracle recommends disabling Transparent HugePages on all servers running Oracle databases. To disable the Transparent HugePages feature add "transparent_hugepage=never" to the kernel boot line in the "/etc/grub.conf" file of the indicated node and reboot the node to make the changes effective.

PRVE-00027: Hardware clock synchronization could not be determined on node "{0}"

Cause: The hwclock command is used in the shutdown script, but it is not possible to establish that the --systohc option is enabled.

Action: Check the shutdown/halt script and verify manually whether this script executes the command 'hwclock --systohc'.

PRVE-00028: Hardware clock synchronization could not be established as halt script does not exist on node "{0}"

Cause: The shutdown or halt script /etc/rc.d/init.d/halt does not exist or is missing.

Action: Check for the existence of the shutdown or halt script and ensure this script executes the command 'hwclock --systohc'.

PRVE-00029: Hardware clock synchronization check could not run on node "{0}"

Cause: The shutdown or halt script may not be accessible or a command may have failed.

Action: Contact Oracle Support.

PRVE-00033: Core files are not enabled on node "{0}"

Cause: The core file setting currently prevents the creation of a core file for process aborts and exceptions.

Action: Oracle recommends enabling core file creation.

PRVE-00034: Error encountered while trying to obtain the core file setting on node "{0}"

Cause: An error occurred while attempting to determine the core file setting.

Action: Oracle recommends enabling core file creation.

PRVE-00038: The SSH LoginGraceTime setting on node "{0}" may result in users being disconnected before login is completed

Cause: The LoginGraceTime timeout value is too low which is causing users to be disconnected before their login completes.

Action: Oracle recommends setting the LoginGraceTime to a value of zero (unlimited), Restart the SSH daemon on the identified node to make the changes effective.

PRVE-00039: Error encountered while trying to obtain the LoginGraceTime setting on node "{0}"

Cause: An error occurred while attempting to obtain the LoginGraceTime setting.

Action: Oracle recommends setting the LoginGraceTime to a value of zero (unlimited).

PRVE-00042: Maximum locked memory when Automatic Memory Management is enabled is less than the recommended value in the file "{0}" [Expected = "{1}", Retrieved="{2}"] on node "{3}"

Cause: The value of maximum locked memory is less than the recommended value for Automatic Memory Management.

Action: Increase the value of locked memory in the indicated file. Refer to your operating system documentation for details.

PRVE-00043: Error encountered when checking maximum locked memory limit on node "{0}"

Cause: An error was encountered when retrieving the value of maximum locked memory.

Action: Modify the value of max locked memory. Refer your operating system documentation for details.

PRVE-00044: No entry in configuration file when checking locked memory limit on node "{0}"

Cause: No entry for maximum locked memory limit was found in /etc/security/limits.conf.

Action: Specify or correct the value of locked memory by modifying /etc/security/limits.conf. Refer your operating system documentation for details.

PRVE-00047: Error when checking IP port availability

Cause: Command failed when checking port availability.

Action: Contact Oracle Support Services.

PRVE-00048: Check for IP port "{0}" availability failed

Cause: IP Port 8888 not available.

Action: Stop any applications listening on port 8888 as it is needed for oc4j.

PRVE-00052: The syslog.conf log file sync setting on node "{0}" may result in users being disconnected before logins are completed

Cause: Not all log file specifications in /etc/syslog.conf are prefixed by the '-' character which will cause log messages being written to disk before control is released. This may cause users to be disconnected before their login completes.

Action: Oracle recommends prefixing all log file specifications in /etc/syslog.conf with the '-' character which result in the log messages being written to system cache and flushed to disk later.

PRVE-00053: Error encountered while trying to obtain the syslog.conf log file sync settings on node "{0}"

Cause: An error occurred while attempting to read the log file sync settings specified in file: /etc/syslog.conf.

Action: Verify read access to file '/etc/syslog.conf'. Oracle recommends prefixing all log file specifications in /etc/syslog.conf with the '-' character which will result in the log messages being written to system cache and flushed to disk later.

PRVE-00054: File '/etc/syslog.conf' not found on node "{0}"

Cause: An error occurred while attempting to read the log file sync settings specified in file: '/etc/syslog.conf'. The file '/etc/syslog.conf' was not found on the system.

Action: Please verify that the file '/etc/syslog.conf' exists on the system.

PRVE-00055: Cannot read the file '/etc/syslog.conf' on node "{0}"

Cause: The user did not have permissions to read the '/etc/syslog.conf' file on the system.

Action: Please verify that the current user has read access to the file.

PRVE-00059: no default entry or entry specific to user "{0}" was found in the configuration file "{1}" when checking the maximum locked memory limit on node "{2}"

Cause: There was no default or user-specific entry for maximum locked memory limit found in the indicated configuration file.

Action: Specify or correct the value of the maximum locked memory by modifying the indicated configuration file. Refer to your operating system documentation for details.

PRVE-00060: Cannot read the shutdown script file "{0}"

Cause: The current user did not have read access to the indicated file.

Action: Ensure that the current user has read access to the indicated file.

PRVE-00067: Maximum locked memory setting is less than the recommended value in the file "{0}" [Expected = "{1}", Actual="{2}"] on node "{3}"

Cause: A check of maximum locked memory settings determined that the value of maximum locked memory was less than the recommended value of 3GB in the indicated file for the current user.

Action: Oracle recommends that the maximum locked memory be at least 3GB. Increase the value of maximum locked memory specified in the indicated file of the identified node. Refer to the operating system documentation or issue the command 'man limits.conf' for details.

PRVE-00068: Maximum locked memory setting is less than the recommended value in the file "{0}" [Expected = "{1}", Actual="{2}"] when huge pages are enabled on node "{3}".

Cause: A check of maximum locked memory settings determined that the value of maximum locked memory specified for the current user in the indicated file was less than the recommended value of maximum locked memory when huge pages are enabled on the indicated node.

Action: Oracle recommends that the maximum locked memory be at least 90 percent of the installed physical memory when huge pages are enabled. Increase the value of maximum locked memory specified in the indicated file of the identified node. Refer to the operating system documentation or issue the command 'man limits.conf' for details.

PRVE-00075: The verification for device special file '/dev/ofsctl' failed, the file is not present on node "{0}".

Cause: The device special file '/dev/ofsctl' was expected to be present on the node indicated as the ACFS drivers are installed and the file was missing.

Action: Verify that the ACFS installation completed successfully and ensure that the device special file '/dev/ofsctl' is created.

PRVE-00079: The UDEV rule for "ofsctl" was not found in the rule file '55-usm.rules' on node "{0}".

Cause: The ACFS verification found that the UDEV rule specification 'KERNEL=="ofsctl"' was not found in the rule file '55-usm.rules'.

Action: Verify that the ACFS installation completed successfully and ensure that the UDEV rule is created in the '55-usm.rules' file.

PRVE-00080: failed to execute the command 'osdbagrp -a' successfully on node "{0}"

Cause: The ACFS verification encountered a problem in attempting to execute the command '\$CRS_HOME/bin/osdbagrp -a' to obtain the ASM admin group name.

Action: Verify that the image 'osdbagrp' is available in the 'CRS home' location and the command execution can be performed successfully.

PRVE-00082: The device special file attributes did not meet the expected requirements on node "{0}". \n[permissions: Expected="{1}"; Found="{2}"] [owner: Expected="{3}"; Found="{4}"] [group: Expected="{5}"; Found="{6}"]

Cause: The file attributes for the device special file '/dev/ofsctl' did not match the expected values.

Action: Verify that the ACFS installation completed successfully and check the file attributes defined for '/dev/ofsctl'.

PRVE-00083: The UDEV rule specified in the '55-usm.rules' file does not meet the expected requirements on node "{0}". \n[group: Expected="{1}"; Found="{2}"] [mode: Expected="{3}"; Found="{4}"]

Cause: The ACFS verification encountered the problem that the UDEV rule defined in the rule file for "ofsctl" did not match the expected values.

Action: Verify that the ACFS installation completed successfully and check the UDEV rule defined for "ofsctl".

PRVE-00084: Current '/dev/shm/' mount options do not contain one or more required options. [Found: "{0}"; Missing: "{1}"].

Cause: Required '/dev/shm' mount options were missing.

Action: Ensure that current mount options on the node for '/dev/shm/' satisfy the requirements expressed in the error.

PRVE-00085: Configured '/dev/shm/' mount options do not contain one or more required options. [Found: "{0}"; Missing: "{1}"].

Cause: Required '/dev/shm' mount options were missing.

Action: Ensure that configured mount options in fstab on the node for '/dev/shm/' satisfy the requirements expressed in the error.

PRVE-00086: Current '/dev/shm/' mount options include one or more invalid options. [Found: "{0}"; Invalid: "{1}"].

Cause: One or more invalid '/dev/shm' mount options were found.

Action: Ensure that current mount options on the node for '/dev/shm/' satisfy the requirements expressed in the error.

PRVE-00087: Configured '/dev/shm/' mount options include one or more invalid options. [Found: "{0}"; Invalid: "{1}"].

Cause: One or more invalid '/dev/shm' mount options were found.

Action: Ensure that configured mount options in fstab on the node for '/dev/shm/' satisfy the requirements expressed in the error.

PRVE-00088: '/dev/shm/' mount options did not satisfy the requirements on node "{0}".

Cause: '/dev/shm/' mount options mismatch found. The reasons for the mismatch could be the following: 1. One or more required mount options were missing in current and configured mount options 2. One or more invalid mount options were found in current and configured mount options

Action: Check the accompanying error messages for the expected mount options. Configure '/dev/shm' mount options accordingly.

PRVE-00234: Error encountered while trying to obtain the hangcheck_timer setting on node "{0}"

Cause: An error occurred while attempting to determine the hangcheck_timer setting.

Action: n/a

PRVE-00243: CSS diagwait is not set to recommended value of 13 on node "{0}"

Cause: CSS diagwait does not meet the recommendation

Action: Set the diagwait to the recommended setting using the '\$CRS_HOME/bin/crsctl set css diagwait' command.

PRVE-00244: Error encountered while trying to obtain the CSS diagwait setting on node "{0}"

Cause: An error occurred while attempting to determine the CSS diagwait setting.

Action: n/a

PRVE-00253: CSS misscount is not set to recommended on node "{0}"

Cause: CSS misscount does not meet the requirement

Action: Set the misscount to the recommended setting using the '\$CRS_HOME/bin/crsctl set css misscount' command.

PRVE-00254: Error encountered while trying to obtain the CSS misscount setting on node "{0}"

Cause: An error occurred while attempting to determine the CSS misscount setting.

Action: n/a

PRVE-00263: CSS reboottime is not set to recommended value of 3 seconds on node "{0}"

Cause: CSS reboottime does not meet the requirement

Action: Set the reboottime to the recommended setting using the '\$CRS_HOME/bin/crsctl set css reboottime' command.

PRVE-00264: Error encountered while trying to obtain the CSS reboottime setting on node "{0}"

Cause: An error occurred while attempting to determine the CSS reboottime setting.

Action: n/a

PRVE-00273: The value of network parameter "{0}" for interface "{4}" is not configured to the expected value on node "{1}].[Expected="{2}"; Found="{3}"]

Cause: The indicated parameter of the indicated interface on the indicated node was not configured to the expected value.

Action: Correct the configuration of the indicated parameter to the indicated expected value.

PRVE-00274: Error encountered while trying to obtain the network parameter setting on node "{0}"

Cause: An error occurred while attempting to retrieve network parameter setting.

Action: n/a

PRVE-00284: Error encountered while trying to obtain the virtual memory parameter setting on node "{0}"

Cause: An error occurred while attempting to retrieve virtual memory parameter setting.

Action: n/a

PRVE-00294: Error trying to obtain the MTU setting on node "{0}"

Cause: An error occurred while attempting to retrieve MTU setting.

Action: n/a

PRVE-00296: Error retrieving cluster interfaces on node "{0}"

Cause: Cluster interfaces could not be retrieved on the specified node using 'oifcfg getif'.

Action: Ensure that the Oracle Clusterware is configured and that the Oracle Clusterware stack is running.

PRVE-00304: Error while checking flow control settings in the E1000 on node "{0}"

Cause: An error occurred while attempting to retrieve E1000 flow control settings.

Action: n/a

PRVE-00314: Error while checking default gateway subnet on node "{0}"

Cause: An error occurred while attempting to retrieve subnet of default gateway.

Action: n/a

PRVE-00315: Error while checking VIP subnet on node "{0}"

Cause: An error occurred while attempting to retrieve subnet of VIP.

Action: n/a

PRVE-00324: Error while checking VIP restart configuration on node "{0}"

Cause: An error occurred while attempting to retrieve VIP restart configuration.

Action: n/a

PRVE-00334: Error while checking TCP packet re-transmit rate on node "{0}"

Cause: An error occurred while attempting to retrieve TCP packet re-transmit rate.

Action: n/a

PRVE-00343: Network packet reassembly occurring on node "{1}".

Cause: A possible cause is the difference in the MTU size across network

Action: Ensure that the MTU size is same across network

PRVE-00344: Error while checking network packet reassembly on node "{0}"

Cause: An error occurred while attempting to check network packet reassembly.

Action: n/a

PRVE-00354: Error encountered while trying to obtain the CSS disktimeout setting

Cause: An error occurred while attempting to determine the CSS disktimeout setting.

Action: n/a

PRVE-00384: Error encountered while trying to obtain the hangcheck reboot setting on node "{0}"

Cause: An error occurred while attempting to determine the hangcheck reboot setting.

Action: n/a

PRVE-00394: Error encountered while trying to obtain the hangcheck tick setting on node "{0}"

Cause: An error occurred while attempting to determine the hangcheck tick setting.

Action: n/a

PRVE-00404: Error encountered while trying to obtain the hangcheck margin setting on node "{0}"

Cause: An error occurred while attempting to determine the hangcheck margin setting.

Action: n/a

PRVE-00414: Error encountered while trying to obtain the listener name on node "{0}"

Cause: An error occurred while attempting to determine the listener name.

Action: n/a

PRVE-00420: /dev/shm is not found mounted on node "{0}"

Cause: During database installation it is recommended to have /dev/shm mounted as a RAM file system.

Action: Mount /dev/shm as RAM file system with appropriate size.

PRVE-00421: No entry exists in /etc/fstab for mounting /dev/shm

Cause: The file /etc/fstab did not have an entry specifying /dev/shm and its size to be mounted.

Action: Modify /etc/fstab to mount /dev/shm with appropriate size.

PRVE-00422: The size of in-memory file system mounted at /dev/shm is "{0}" megabytes which does not match the size in /etc/fstab as "{1}" megabytes

Cause: The size of the mounted RAM file system did not equal the value configured for system startup.

Action: Modify /etc/fstab to mount /dev/shm with appropriate size.

PRVE-00423: The file /etc/fstab does not exist on node "{0}"

Cause: The file /etc/fstab should exist on the node.

Action: Recreate or retrieve the /etc/fstab file.

PRVE-00426: The size of in-memory file system mounted as /dev/shm is "{0}" megabytes which is less than the required size of "{1}" megabytes on node "{2}"

Cause: The in-memory file system was found mounted a smaller size than required size on the identified node.

Action: Ensure that /dev/shm is correctly mounted with greater than or equal to the required size.

PRVE-00427: Failed to retrieve the size of in-memory file system mounted as /dev/shm on node "{0}"

Cause: An attempt to retrieve the in-memory file system size failed on the identified node.

Action: Ensure that /dev/shm is correctly mounted and that the current user has the permissions required to access the /dev/shm mount information.

PRVE-00428: No entry exists in /proc/mounts for temporary file system /dev/shm.

Cause: A CVU pre-install check for Linux containers failed because it determined that the file /proc/mounts did not have an entry for the temporary file system /dev/shm.

Action: Ensure that /dev/shm is correctly mounted. Verify that rc.sysinit is correctly configured to mount /dev/shm.

PRVE-00453: Reverse path filter parameter "rp_filter" for private interconnect network interfaces "{0}" is not set to 0 or 2 on node "{1}".

Cause: Reverse path filter parameter 'rp_filter' was not set to 0 or 2 for identified private interconnect network interfaces on specified node.

Action: Ensure that the 'rp_filter' parameter is correctly set to the value of 0 or 2 for each of the interface used in the private interconnect classification, This will disable or relax the filtering and allow Oracle Clusterware to function correctly. Use 'sysctl' command to modify the value of this parameter.

PRVE-00454: Error encountered while trying to retrieve the value of "rp_filter" parameter of "{0}" network interfaces on node "{1}"

Cause: An error occurred while attempting to retrieve reverse path filter parameter 'rp_filter' value on specified node.

Action: n/a

PRVE-00456: Reverse path filter parameter "rp_filter" for private interconnect network interfaces "{0}" is not configured to the value of 0 or 2 in file /etc/sysctl.conf on node "{1}".

Cause: Reverse path filter parameter 'rp_filter' was not configured to the value 0 or 2 for identified private interconnect network interfaces on the specified node.

Action: Ensure that the 'rp_filter' parameter is correctly configured to the value of 0 or 2 inside the /etc/sysctl.conf file for all the interface used in the private interconnect classification. This will disable or relax the filtering and allow Oracle Clusterware to function correctly. Configuring this value correctly inside the /etc/sysctl.conf file ensures the persistent setting of this value on reboots.

PRVE-00463: Network bonding feature is enabled on node "{0}" with bonding mode "{1}" which is not an allowed value of 0 "balance-rr" or 1 "active-backup" for private interconnect network interfaces "{2}"

Cause: The bonding mode specified for the network interfaces used as private cluster interconnect was not an allowed value.

Action: Configure network bonding mode 0 or 1 on interfaces used for private cluster interconnect.

PRVE-00464: Network bonding feature is enabled on nodes "{0}" with a bonding mode that conflicts with cluster private interconnect usage.

Cause: An incorrect bonding mode was used for the network bonds in which private interconnect network interfaces participate on the indicated nodes.

Action: Ensure that the network bonding mode is set to the allowed value of 0 or 1 for all the network bonds in which private interconnect network interfaces participate.

PRVE-00465: Network bonding mode used on interfaces classified for private cluster interconnect on nodes "{0}" is inconsistent. \nNetwork bonding details are as follows:\n{1}

Cause: An inconsistent network bonding mode was used for the network bonds in which cluster interconnect interfaces participate on the indicated nodes.

Action: Ensure that the network bonding mode used for all the network bonds in which cluster interconnect interfaces participate is consistent across all the nodes.

PRVE-00466: Private interconnect network interface list for current network configuration was not available

Cause: An attempt to retrieve cluster private network classifications failed.

Action: Ensure that the configuration of public and private network classifications was done correctly during the installation process. If Oracle Clusterware is already configured then issue 'oifcfg getif' command to list the current network configuration.

PRVE-00473: Berkeley Packet Filter device "{0}" is created with major number "{1}" which is already in use by devices "{2}" on node "{3}".

Cause: The indicated Berkeley Packet Filter device was found to be using a major number which is also in use by the indicated devices

Action: Ensure that the major number of the indicated Berkeley Packet Filter device is not in use by any other device on the indicated node.

PRVE-00474: Berkeley Packet Filter devices do not exist under directory /dev on nodes "{0}".

Cause: Berkeley Packet Filter devices /dev/bpf* were not found under the /dev directory on the indicated nodes.

Action: Create the Berkeley Packet Filter devices using the 'mknod' command on the indicated nodes and ensure that the devices are created using unique major and minor numbers.

PRVE-00475: Berkeley Packet Filter devices "{0}" are using same major number "{1}" and minor number "{2}" on node "{3}"

Cause: The indicated devices were found using same major and minor number on the identified node.

Action: Ensure that the minor number of each Berkeley Packet Filter device is unique on the identified node.

PRVE-00476: Failed to list the devices under directory /dev on node "{0}"

Cause: An attempt to read the attributes of all the devices under /dev directory failed on the identified node.

Action: Ensure that the current user has permission to list and read the attributes of devices listed under directory /dev on the identified node.

PRVE-02503: FAST_START_MTTR_TARGET should be 0 when _FAST_START_INSTANCE_RECOVERY_TARGET > 0 on rac.

Cause: FAST_START_MTTR_TARGET > 0, when _FAST_START_INSTANCE_RECOVERY_TARGET > 0

Action: set FAST_START_MTTR_TARGET to 0 when _FAST_START_INSTANCE_RECOVERY_TARGET > 0

PRVE-02504: Error while checking FAST_START_MTTR_TARGET

Cause: An error occurred while attempting to retrieve FAST_START_MTTR_TARGET.

Action: n/a

PRVE-02734: Error while checking _FAST_START_INSTANCE_RECOVERY_TARGET

Cause: An error occurred while attempting to retrieve _FAST_START_INSTANCE_RECOVERY_TARGET.

Action: n/a

PRVE-02873: Core files older than "{2}" days found in the core files destination "{5}" on node "{0}". [Expected = "{4}" ; Found = "{3}"]

Cause: Too many old core files found in the database core files destination.

Action: Move the old core files out of the database core files destination.

PRVE-02874: An error occurred while checking core files destination on node "{0}".

Cause: The check to verify the existence of old core files failed.

Action: This is an internal error. Contact Oracle Support Services.

PRVE-02883: ORA-00600 errors found in the alert log in alert log destination "{4}" on node "{0}".

Cause: ORA-00600 errors were found in the alert log.

Action: See the alert log for more information. Contact Oracle Support Services if the errors persists.

PRVE-02884: An error occurred while checking for ORA-00600 errors in the alert log.

Cause: The check to verify the existence of ORA-00600 errors in the alert log failed.

Action: This is an internal error. Contact Oracle Support Services.

PRVE-02893: Alert log files greater than "{2}" found in the alert log destination "{5}" on node "{0}". [Expected = "{4}" ; Found = "{3}"]

Cause: Alert log files greater than the indicated size found in the alert log destination.

Action: Rollover alert log to a new file and backup the old file.

PRVE-02894: Error while checking the size of alert log file

Cause: The check to verify presence of large alert logs in the alert log destination failed.

Action: This is an internal error. Contact Oracle Support Services.

PRVE-02913: Trace files older than "{2}" days found in the background dump destination "{5}" on node "{0}". [Expected = "{4}" ; Found = "{3}"]

Cause: Too many old trace files found in the background dump destination.

Action: Move the old trace files out of the background dump destination.

PRVE-02914: Error while checking trace files in background dump destination

Cause: The check to verify the existence of old trace files failed.

Action: This is an internal error. Contact Oracle Support Services.

PRVE-02923: ORA-07445 errors found in the alert log in alert log destination "{4}" on node "{0}".

Cause: ORA-07445 errors were found in the alert log.

Action: See the alert log for more information. Contact Oracle Support Services if the errors persists.

PRVE-02924: An error occurred while checking for ORA-07445 errors in the alert log.

Cause: The check to verify the existence of ORA-07445 errors in the alert log failed.

Action: This is an internal error. Contact Oracle Support Services.

PRVE-03073: Disks "{1}" are not part of any disk group.

Cause: The indicated disks were found not to be part of any disk group.

Action: Create one or more disk groups from the indicated disks or add the indicated disks to any existing disk groups.

PRVE-03142: One or more ASM disk rebalance operations found in WAIT status

Cause: A query on V\$ASM_OPERATION showed one or more ASM disk rebalance operations in WAIT status.

Action: Identify the ASM rebalance operations in WAIT status by running the query "SELECT * FROM V\$ASM_OPERATION WHERE OPERATION LIKE 'REBAL' AND STATE LIKE 'WAIT'" and resume the operations by altering rebalance power to a non-zero value for the related ASM disk groups.

PRVE-03143: Error occurred while checking ASM disk rebalance operations in WAIT status

Cause: An ASM query to obtain details of the ASM disk rebalance operations failed. Accompanying error messages provide detailed failure information.

Action: Examine the accompanying error message for details, resolve problems identified and retry.

PRVE-03149: ASM disk group files "{2}" are incorrectly owned by users "{3}" respectively.

Cause: A query showed that the indicated ASM disk group files were not owned by the Grid user.

Action: Refer to MOS Note 1959446.1 to take corrective action.

PRVE-03150: error occurred while checking for the correctness of ASM disk group files ownership

Cause: An ASM query failed unexpectedly.

Action: Examine the accompanying error messages for details.

PRVE-03155: ASM discovery string is set to the value "{1}" that matches TTY devices.

Cause: The ASM discovery string parameter ASM_DISKSTRING was set to a value that matches TTY devices.

Action: Ensure that the parameter ASM_DISKSTRING is altered to a restrictive value that does not match TTY devices using the command 'asmcmd dsset --normal *discovery string*' in ASM 11.2 or later. If SPFILE is in use for 11.1 or earlier ASM, then use the command 'ALTER SYSTEM SET ASM_DISKSTRING=*discovery string* SCOPE=SPFILE;'. Otherwise, update the value of parameter ASM_DISKSTRING in the PFILE of each ASM instance.

PRVE-03156: error occurred while checking for the selectivity of ASM discovery string

Cause: An ASM query failed unexpectedly.

Action: Examine the accompanying error messages for details.

PRVE-03163: Exadata cell nodes "{2}" contain more than one ASM failure group.

Cause: A query showed that the indicated Exadata cell nodes contain more than one ASM failure group.

Action: It is advisable to have a single ASM failure group assigned to an Exadata cell node. Ensure that the indicated Exadata cell nodes contain only one ASM failure group.

PRVE-03164: error occurred while checking the Exadata cell nodes for multiple ASM failure groups

Cause: An ASM query failed unexpectedly.

Action: Examine the accompanying error messages for details.

PRVE-03170: ASM spare parameters "{2}" are set to values different from their default values.

Cause: A query showed that values of the indicated ASM spare parameters had been changed.

Action: Review and reset the values of the indicated ASM spare parameters before upgrade. If unable to resolve the issue, contact Oracle Support Services.

PRVE-03171: An error occurred while checking ASM spare parameters.

Cause: An ASM query to obtain details of the spare parameters before upgrade failed unexpectedly. Accompanying error messages provide detailed failure information.

Action: Examine the accompanying error messages for details, resolve problems identified and retry.

PRVE-03175: ASM compatibility for ASM disk group "{1}" is set to "{2}", which is less than the minimum supported value "{3}".

Cause: A query showed that the ASM disk group attribute "compatible.asm" for the indicated disk group was set to a value less than the minimum supported value.

Action: Ensure that the ASM compatibility of the indicated disk group is set to a value greater than or equal to the indicated minimum supported value by running the command 'asmcmd setattr -G *diskgroup* compatible.asm *value*'.

PRVE-03176: An error occurred while checking ASM disk group compatibility attribute.

Cause: An ASM query to obtain details of the ASM compatibility disk group attribute failed. Accompanying error messages provide detailed failure information.

Action: Examine the accompanying error messages for details, resolve problems identified and retry.

PRVE-03180: RDBMS compatibility for ASM disk group "{1}" is set to "{2}", which is less than the minimum supported value "{3}".

Cause: A query showed that the ASM disk group attribute "compatible.rdbms" for the indicated disk group was set to a value less than the minimum supported value.

Action: Ensure that the RDBMS compatibility of the indicated disk group is set to a value greater than or equal to the indicated minimum supported value by running the command 'asmcmd setattr -G *diskgroup* compatible.rdbms *value*'.

PRVE-03181: An error occurred while checking ASM disk group RDBMS compatibility attribute.

Cause: An ASM query to obtain details of the RDBMS compatibility disk group attribute failed. Accompanying error messages provide detailed failure information.

Action: Examine the accompanying error messages for details, resolve problems identified and retry.

PRVE-03185: One or more ASM disk rebalance operations found in WAIT status

Cause: A query on V\$ASM_OPERATION showed one or more ASM disk rebalance operations in WAIT status.

Action: Identify the ASM rebalance operations in WAIT status by running the query "SELECT * FROM V\$ASM_OPERATION WHERE PASS LIKE 'REBALANCE' AND STATE LIKE 'WAIT'" and resume the operations by altering rebalance power to a non-zero value for the related ASM disk groups.

PRVE-03186: Error occurred while checking ASM disk rebalance operations in WAIT status

Cause: An ASM query to obtain details of the ASM disk rebalance operations failed. Accompanying error messages provide detailed failure information.

Action: Examine the accompanying error message for details, resolve problems identified and retry.

PRVE-03191: Free space on one or more ASM diskgroups is below the recommended value of {3}.

Cause: A query on V\$ASM_DISKGROUP showed that free space on one or more ASM disk groups is below the indicated value.

Action: Refer to MOS Note 473271.1 to take corrective action

PRVE-03192: Error occurred while checking ASM disk group free space.

Cause: An ASM query to obtain details of the ASM disk group failed. Accompanying error messages provide detailed failure information.

Action: Examine the accompanying error message for details, resolve problems identified and retry.

PRVE-03202: User "{0}" does not have the operating system privilege "{1}" on node "{2}"

Cause: A Direct Access (DAX) device '/dev/dax' was mounted on the node indicated but the Oracle user does not have the required operating system privilege to access this device.

Action: Ensure that the Oracle user has the indicated privilege. The privilege to access DAX device can be granted by running the command 'usermod -S files -K defaultpriv +=basic,dax_access *Oracle user*' as root.

PRVE-03206: The disks in the ASM disk group "{1}" have different sizes.

Cause: The Cluster Verification Utility (CVU) found that disk size was not consistent across the disks in the indicated ASM disk group.

Action: Use the query "SELECT D.PATH,D.OS_MB,G.NAME FROM V\$ASM_DISK D, V\$ASM_DISKGROUP G WHERE G.GROUP_NUMBER=D.GROUP_NUMBER" to retrieve the details of ASM disk sizes in the indicated ASM disk group. Ensure that disk size is consistent across the indicated ASM disk group and retry the operation.

PRVE-03207: Error occurred while checking ASM disk size consistency.

Cause: An ASM query to obtain details of the ASM disk group failed. Accompanying error messages provide detailed failure information.

Action: Examine the accompanying error message for details, resolve problems identified and retry the operation.

PRVE-10073: Required /boot data is not available on node "{0}"

Cause: The file '/boot/symvers-<kernel_release>.gz', required for proper driver installation, was not found on the indicated node.

Action: Ensure that /boot is mounted and /boot/symvers-<kernel_release>.gz is available on the node.

PRVE-10077: NOZEROCONF parameter was not specified or was not set to 'yes' in file "/etc/sysconfig/network" on node "{0}"

Cause: During NOZEROCONF check, it was determined that NOZEROCONF parameter was not specified or was not set to 'yes' in /etc/sysconfig/network file.

Action: Ensure NOZEROCONF is set to 'yes' in /etc/sysconfig/network to disable 169.254/16 being added to the routing table.

PRVE-10078: LINKLOCAL_INTERFACES network parameter was defined in the file "/etc/sysconfig/network/config" on node "{0}"

Cause: During LINKLOCAL_INTERFACES parameter check, it was determined that the LINKLOCAL_INTERFACES network parameter was defined in the /etc/sysconfig/network/config file.

Action: Ensure that the LINKLOCAL_INTERFACES network parameter is not defined in the /etc/sysconfig/network/config file to avoid having the link local addresses 169.254/16 added to the routing table.

PRVE-10083: Java Virtual Machine is not installed properly

Cause: There were not enough JAVA objects in DBA_OBJECTS table.

Action: Refer to MOS note 397770.1 to take corrective action

PRVE-10084: Error while checking JAVAVM installation in the database

Cause: An error occurred while performing the check.

Action: Look at the accompanying messages for details on the cause of failure.

PRVE-10094: Error while checking Time Zone file

Cause: An error occurred while performing the check.

Action: Look at the accompanying messages for details on the cause of failure.

PRVE-10104: Error while checking standby databases

Cause: An error occurred while checking standby databases.

Action: Look at the accompanying messages for details on the cause of failure.

PRVE-10113: "multi-user-server" service is "{0}" on node "{1}"

Cause: The 'svcs svc:/milestone/multi-user-server' command reported that the multi-user-server was not online on the specified node.

Action: Consult the OS documentation/System Administrator to bring up multi-user-server service.

PRVE-10114: "multi-user" service is "{0}" on node "{1}"

Cause: The 'svcs svc:/milestone/multi-user' command reported that the multi-user was not online on the specified node.

Action: Consult the OS documentation/System Administrator to bring up multi-user service.

PRVE-10115: Error while checking multiuser service

Cause: An error occurred while checking multiuser service

Action: Look at the accompanying messages for details on the cause of failure.

PRVE-10123: Selected "{0}" group "{1}" is not same as the currently configured group "{2}" for existing Oracle Clusterware home "{3}"

Cause: An attempt to upgrade the database was rejected because the selected group was not the group configured for the existing Oracle Clusterware installation.

Action: Select the same groups as the currently configured groups of the existing Oracle Clusterware installation.

PRVE-10124: Current selection of the "{0}" group could not be retrieved

Cause: The indicated group was not found selected or set to any valid operating system group name.

Action: Ensure that the indicated group is selected and set to some valid operating system group name.

PRVE-10125: Error while checking privileged groups consistency. \nError: {0}

Cause: An error occurred while checking privileged groups consistency.

Action: Look at the accompanying messages for details on the cause of failure.

PRVE-10126: Configured "{0}" group for Oracle Clusterware home "{1}" could not be retrieved

Cause: The indicated group could not be retrieved using the 'osdbagrp' utility from the identified Oracle Clusterware home.

Action: Ensure that the indicated group is configured correctly and that the 'osdbagrp' utility reports it correctly from the identified Oracle Clusterware home.

PRVE-10128: Selected "{0}" group "{1}" is not same as the currently configured group "{2}" for existing database home "{3}"

Cause: An attempt to upgrade the database was rejected because the selected group was not the group configured for the existing database installation.

Action: Select the same groups as the currently configured groups of the existing database installation.

PRVE-10129: Configured "{0}" group for database home "{1}" could not be retrieved

Cause: The indicated group could not be retrieved using the 'osdbagrp' utility from the identified database home.

Action: Ensure that the indicated group is configured correctly and that the 'osdbagrp' utility reports it correctly from the identified database home.

PRVE-10138: FILESYSTEMIO_OPTIONS is not set to the recommended value of setall

Cause: An attempt to match the value of parameter FILESYSTEMIO_OPTIONS with the recommended value failed.

Action: Set the FILESYSTEMIO_OPTIONS to the recommended value using SQL statement 'alter system set'.

PRVE-10139: Error while checking FILESYSTEMIO_OPTIONS

Cause: An attempt to check the value of the parameter FILESYSTEMIO_OPTIONS failed because the database was not configured correctly.

Action: Ensure that the database is configured correctly and retry the operation.

PRVE-10150: The current IP hostmodel configuration for both IPV4 and IPV6 protocols does not match the required configuration on node "{0}". [Expected = "{1}"; Found = "{2}"]

Cause: The IP hostmodel configuration on the indicated node for the specified protocols was 'strong' and should have been 'weak'.

Action: Modify the IP hostmodel configuration to meet the required configuration. Use command 'ipadm set-prop -p hostmodel=weak [ipv4 | ipv6]' to modify the IP hostmodel configuration.

PRVE-10151: The current IP hostmodel configuration for "{0}" protocol does not match the required configuration on node "{1}". [Expected = "{2}"; Found = "{3}"]

Cause: The IP hostmodel configuration on the indicated node for the specified protocol was 'strong' and should have been 'weak'.

Action: Modify the IP hostmodel configuration to meet the required configuration. Use command 'ipadm set-prop -p hostmodel=weak [ipv4 | ipv6]' to modify the IP hostmodel configuration.

PRVE-10155: GSD resource is running and enabled on node "{0}".

Cause: GSD was found to be running and enabled on the indicated node.

Action: Stop and disable GSD using the commands 'srvctl stop nodeapps -g' and 'srvctl disable nodeapps -g' respectively.

PRVE-10156: GSD resource is enabled on node "{0}".

Cause: GSD was found to be enabled on the indicated node.

Action: Disable GSD using the command 'srvctl disable nodeapps -g'.

PRVE-10167: I/O Completion Ports (IOCP) device status did not match the required value on node "{0}". [Expected = "Available"; Found = "{1}"]

Cause: IOCP device status was not 'Available' on the indicated node. The IOCP device status must be 'Available' in order to list the candidate disks when creating ASM disk group.

Action: Login as the root user and change the IOCP device status to 'Available' using the command '/bin/smitty iocp' and reboot the node for the changes to take effect.

PRVE-10168: Failed to obtain the I/O Completion Ports (IOCP) device status using command "{0}" on node "{1}"

Cause: An attempt to obtain the status of IOCP device failed on the indicated node.

Action: Ensure that the identified command exists and the current user has read/execute permissions for it.

PRVE-10169: North America region (nam) is not installed on node "{0}".

Cause: The command 'localeadm -q nam' reported that the North America region (nam) was not installed on the specified node.

Action: North America region (nam) must be installed, in order to install it use 'localeadm -a nam -d <packages_path>', where <packages_path> is the full path to a directory where the Solaris packages are available like '/cdrom/cdrom0/s0/Solaris_10/Product' if using a Solaris Compact Disc.

PRVE-10170: an error occurred when trying to determine if North America region (nam) is installed on node "{0}".

Cause: An error occurred while executing the command 'localeadm -q nam' and failed to determine whether North America region (nam) was installed on the specified node.

Action: North America region (nam) must be installed. Consult the OS documentation/System Administrator to diagnose and fix the issue with the command 'localeadm -q nam' and install the region using the command 'localeadm -a nam -d <packages_path>', where <packages_path> is the full path to a directory where the Solaris packages are available like '/cdrom/cdrom0/s0/Solaris_10/Product' if using a Solaris Compact Disc.

PRVE-10171: English locale is not installed on node "{0}".

Cause: The command 'pkg facet -H *locale.en*' reported that the English locale was not installed on the specified node.

Action: The English locale must be installed. Issue 'pkg change-facet locale.en_US=true' to install it.

PRVE-10172: An error occurred when trying to determine if English locale is installed on node "{0}".

Cause: An error occurred while executing the command 'pkg facet -H *locale.en*'. Installation of English locale on the node could not be verified.

Action: English locale must be installed. Consult the OS documentation or System Administrator to diagnose and fix the issue with the command 'pkg facet -H *locale.en*' and install the locale using the command 'pkg change-facet locale.en_US=true'.

PRVE-10183: File system path "{0}" is mounted with 'nosuid' option on node "{1}".

Cause: The identified file system path is mounted with the 'nosuid' option on the indicated node. This mount option creates permission problems in the cluster.

Action: Ensure that the identified file system path is not mounted with 'nosuid' option.

PRVE-10184: Could not find file system for the path "{0}" using command "{1}" on node "{2}"

Cause: An error occurred while determining the file system for the identified path on the indicated node.

Action: Make sure that the identified path is a valid absolute path on the indicated node.

PRVE-10210: error writing to the output file "{0}" for verification type "{1}": "{2}"

Cause: An error was encountered while writing the indicated output file.

Action: Correct the problem indicated in the accompanying messages, then reissue the original command.

PRVE-10211: An error occurred while writing the report.

Cause: An error was encountered while writing one or more output files.

Action: Correct the problem indicated in the accompanying messages, then reissue the original command.

PRVE-10232: Systemd login manager parameter 'RemoveIPC' is enabled in the configuration file "{0}" on node "{1}". [Expected="no"; Found="{2}"]

Cause: The 'RemoveIPC' systemd login manager parameter was found to be enabled on the indicated node. Enabling this parameter causes termination of Automatic Storage Management (ASM) instances when the last oracle/grid user session logs out.

Action: Set the 'RemoveIPC' systemd login manager parameter to 'no' in the identified configuration file on the indicated node.

PRVE-10233: Systemd login manager parameter 'RemoveIPC' entry does not exist or is commented out in the configuration file "{0}" on node "{1}". [Expected="no"]

Cause: The 'RemoveIPC' systemd login manager parameter entry was not found or was commented out in the identified configuration file on the indicated node. By default this parameter is enabled and it causes termination of Automatic Storage Management (ASM) instances when the last oracle/grid user session logs out.

Action: Add the entry 'RemoveIPC=no' to the identified configuration file on the indicated node.

PRVE-10237: Existence of files "{1}" is not expected on node "{0}" before Clusterware installation or upgrade.

Cause: The indicated files were found on the specified node.

Action: Remove the indicated files and retry.

PRVE-10238: Error occurred while running commands "{1}" on node "{0}" to check for ASM Filter Driver configuration

Cause: An attempt to check for ASM Filter Driver configuration by running the indicated commands failed.

Action: Ensure that the identified commands exist on the indicated node and that the current user has read/execute permissions and retry.

PRVE-10239: ASM Filter Driver "{1}" is not expected to be loaded on node "{0}" before Clusterware installation or upgrade.

Cause: An attempt to install or upgrade Clusterware on the indicated node was rejected because the indicated ASM Filter Driver was already loaded.

Action: Refer to OS documentation to remove the indicated driver and retry the operation.

PRVF-00001 to PRVF-10409

PRVF-00001: Could not retrieve static nodelist. Verification cannot proceed

Cause: Error running lsnodes/olsnodes.

Action: Ensure that the executable exists and that it is executable by your OS userid.

PRVF-00002: could not retrieve local node name

Cause: The local node name could not be determined because the Java networking support functions failed to return a value.

Action: Ensure that host name is defined correctly using the 'hostname' command. On Linux machines, examine the files '/etc/sysconfig/network' and '/etc/resolv.conf' and ensure that the command 'hostname -f' succeeds.

PRVF-00006: Unable to check the existence of Oracle Home "{0}"

Cause: Could not verify the existence of the Oracle Home specified.

Action: Ensure that the Oracle Home location exists and is writeable by your user ID.

PRVF-00020: "{0}" is not writeable

Cause: The path specified is not writeable.

Action: Ensure that write access exists for the specified path.

PRVF-00040: The Remote Shell "{0}" requested by the client does not exist

Cause: Could not locate remote shell requested by the user.

Action: Ensure that the remote shell exists on all the nodes participating in the operation.

PRVF-00041: The Remote shell "{0}" requested by the client is not an executable file

Cause: The remote shell requested by the user is not a file.

Action: Ensure that the remote shell exists on all the nodes participating in the operation and that it is a file with execute permissions.

PRVF-00042: The Remote Copy command "{0}" requested by the client does not exist

Cause: Cannot locate remote copy command requested by the user.

Action: Ensure that the remote copy command exists on all the nodes participating in the operation.

PRVF-00045: The Secure Shell "{0}" requested by the client does not exist

Cause: Could not locate the secure shell executable specified.

Action: Ensure that the executable file specified exists.

PRVF-00046: The Secure Copy command "{0}" requested by the client does not exist

Cause: Could not locate the secure copy executable specified.

Action: Ensure that the executable file specified exists.

PRVF-00047: Unable to execute the Secure Shell "{0}" requested by the client

Cause: Could not execute the secure shell specified.

Action: Ensure that the secure shell specified allows execute access for the current user ID.

PRVF-00048: Unable to execute the Secure Copy command "{0}" requested by the client

Cause: Could not execute the secure copy specified.

Action: Ensure that the secure copy specified allows execute access for the current user ID.

PRVF-00051: The Remote Copy command "{0}" requested by the client is not an executable file

Cause: The remote copy command requested by the user was not an executable file.

Action: Ensure that the remote copy command exists on all the nodes participating in the operation and that it is a file with execute permissions.

PRVF-00054: Unable to find oifcfg executable file in directory "{0}"

Cause: An attempt to locate oifcfg executable file in specified directory failed.

Action: This is an internal error. Contact Oracle Support Services.

PRVF-00055: User "{0}" does not have administrative privileges to run this command

Cause: An attempt to run the Cluster Verification Utility (CVU) command failed because the user did not have sufficient authority to run it.

Action: The commands can be run as root user (uid=0) or by using the command line option '-method' to specify one of the privilege delegation methods.

PRVF-00056: User "{0}" does not have sufficient authorization to run this command

Cause: An attempt to run the CVU command failed because the user does not have sufficient authority to run it.

Action: The command can be run only by the Oracle installation owner. Make sure that you run these commands as appropriate user.

PRVF-02409: The device file "{0}" does not exist on node "{1}"

Cause: The expected device file could not be found.

Action: To enable asynchronous input-output operations using the asynchronous device driver, create the device file.

PRVF-02410: The device file "{0}" does not exist on nodes:

Cause: The expected device file could not be found.

Action: To enable asynchronous input-output operations using the asynchronous device driver, create the device file.

PRVF-02411: The file "{0}" is not a device file on nodes:

Cause: The file was not a device file.

Action: Ensure that the correct path and filename specified for the device file.

PRVF-02412: The file "{0}" is not a device file on node "{1}"

Cause: The file was not a device file.

Action: Ensure that the correct path and filename are specified for the device file.

PRVF-02413: Failed to retrieve details of the device file "{0}" on nodes:

Cause: An attempt to retrieve the attributes of a device file failed.

Action: Ensure that the file exists on the system and user has correct permissions to retrieve the details of specified device file.

PRVF-02414: Failed to retrieve details of the device file "{0}" on node "{1}"

Cause: An attempt to retrieve the attributes of a device file failed.

Action: Ensure that the file exists on the system and user has correct permissions to retrieve the details of specified device file.

PRVF-02415: The minor number of device file "{0}" is incorrect on the nodes:

Cause: The minor number of a device file was found incorrect as per the requirement.

Action: The third least significant bit (the 0x4 bit hexadecimal) of the minor number must be set.

PRVF-02416: The minor number of device file "{0}" is incorrect on the node "{1}"

Cause: The minor number of a device file was found incorrect as per the requirement.

Action: The third least significant bit (the 0x4 bit hexadecimal) of the minor number must be set.

PRVF-02417: Failed to retrieve the ID for device file "{0}" on the node "{1}"

Cause: Device file ID could not be retrieved on the node.

Action: Ensure that the device file exists at the specified path and is set to correct device ID.

PRVF-02418: Failed to retrieve minor number value for the device file "{0}" on the node "{1}"

Cause: The device file ID does not contain the correct minor number.

Action: Ensure the value of the minor number of the device file is correct.

PRVF-03911: Length of value of environment variable "{0}" exceeds the maximum recommended length of "{1}" on the nodes:

Cause: Length of the value of environment variable exceeds the recommended length.

Action: Ensure that the value of the environment variable does not exceed the standard operating system specified limit.

PRVF-03912: Length of value of environment variable "{0}" exceeds the maximum recommended length of "{1}" on the node "{2}"

Cause: Length of the value of environment variable exceeds the recommended length.

Action: Ensure that the value of the environment variable does not exceed the standard operating system specified limit. Restart the installer after changing the setting for environment variable.

PRVF-03913: Environment variable name "{0}" is set on nodes:

Cause: The environment variable was set on the nodes indicated.

Action: Ensure that the environment variable is not set to any value.

PRVF-03914: Environment variable name "{0}" is set on node "{1}"

Cause: The environment variable was set on the node indicated.

Action: Ensure that the environment variable is not set to any value. Restart the installer after changing the setting for environment variable.

PRVF-03915: Environment variable name "{0}" is not set on nodes:

Cause: Environment variable value could not be determined.

Action: Ensure that the environment variable is set and access permissions for the Oracle user allow access to read the environment variables.

PRVF-03916: Environment variable name "{0}" is not set on node "{1}"

Cause: Environment variable value could not be determined.

Action: Ensure that the environment variable is set and access permissions for the Oracle user allow access to read the environment variables. Restart the installer after changing the setting for environment variable.

PRVF-03917: Environment variable check for variable "{0}" cannot be performed on nodes:

Cause: Environment Variable value could not be determined.

Action: Ensure that the environment variable is set in either system or user environment and access permissions for the Oracle user allow access to read the environment variables.

PRVF-03918: Can not read environment variable "{0}" from node "{1}"

Cause: Environment variable value could not be determined.

Action: Check user equivalence and whether the user has administrative privileges on the node.

PRVF-03919: Failed to retrieve value of environment variable "{0}"

Cause: Environment variable value could not be determined.

Action: Check user equivalence and whether the user has administrative privileges on the node.

PRVF-03920: Environment variable name "{0}" is invalid for this operating system.

Cause: Environment variable name does not meet operating system standards.

Action: Ensure that the environment variable name is as per the operating system standards. Restart the installer after changing the setting for environment variable.

PRVF-03921: Environment variable name not specified.

Cause: Environment variable name was not specified.

Action: Ensure that a valid environment variable name is specified.

PRVF-03928: Adding the Oracle binary location to the PATH environment variable will exceed the OS length limit of ["{0}"], The maximum allowed length for PATH environment variable is [{"1}"] on the nodes:

Cause: The environment variable PATH needs to be updated to include the value "%ORACLE_HOME%/bin;". However, doing so will cause PATH to exceed the maximum allowable length that this operating system allows.

Action: Ensure that the length of your current PATH environment variable is less than that of specified maximum allowed length, so that adding of "%ORACLE_HOME%/bin;" does not exceed the operating system's environment variable length limit.

PRVF-03929: Adding the Oracle binary location to the PATH environment variable will exceed the OS length limit of ["{0}"], The maximum allowed length for PATH environment variable is [{"1}"] on the node "{2}"

Cause: The installer needs to update the PATH environment variable to include the value "%ORACLE_HOME%/bin;". However, doing so will cause PATH to exceed the maximum allowable length that this operating system allows.

Action: Ensure that the length of your current PATH environment variable is less than that of specified maximum allowed length, so that adding of "%ORACLE_HOME%/bin;" does not exceed the system's environment variable length limit. Restart the installer after changing the setting for environment variable.

PRVF-04001: Check: Space available on "{0}"

Cause: Could not determine mount point for location specified.

Action: Ensure that the location specified is available.

PRVF-04007: User equivalence check failed for user "{0}"

Cause: User equivalence for the specified user did not exist among all the nodes participating in the operation.

Action: Verify user equivalence on all the nodes participating in the operation. See 'Enabling SSH User Equivalency on Cluster Member Nodes' in the product documentation for more details.

PRVF-04008: User equivalence unavailable on all the specified nodes

Cause: User equivalence did not exist between the local node and the remote nodes.

Action: Ensure that user equivalence exists on all the nodes specified. The command 'cluvfy comp admprv -o user_equiv' can be used with the '-fixup' option to set up user equivalence. A password is required.

PRVF-04009: User equivalence is not set for nodes:

Cause: An attempt to perform a verification operation failed because user equivalence was not set up for the user on the indicated nodes.

Action: Ensure that user equivalence is set up between the local node and the indicated nodes. On UNIX platforms, the command 'cluvfy comp admprv -o user_equiv' can be used with the '-fixup' option to set up user equivalence. A password is required.

PRVF-04020: Inconsistent group IDs found for group "{0}"

Cause: The group ID for the specified group is not the same across all the nodes.

Action: Make sure that the group has the same group ID across all the nodes.

PRVF-04025: Inventory configuration file "{0}" does not exist

Cause: Cannot locate the inventory configuration file specified.

Action: Ensure that the correct inventory location was supplied and that the inventory file is there.

PRVF-04037: CRS is not installed on any of the nodes

Cause: Could not identify a CRS installation on any node.

Action: Ensure that CRS is installed on all the nodes participating in the operation.

PRVF-04038: CRS is not installed on nodes:

Cause: An attempt to identify Oracle Clusterware installation failed on specified nodes.

Action: Ensure that Oracle Clusterware is installed on all the nodes participating in the operation.

PRVF-04041: CSS is probably working with a non-clustered, local-only configuration on all the nodes

Cause: Oracle CSS was found to be configured to run in a local-only (non-clustered) environment on all the nodes.

Action: Ensure that cluster setup is correct and reconfigure Cluster Synchronization Services (CSS) as necessary on the nodes that are supposed to be executing in a clustered environment. See Oracle Cluster Synchronization Services documentation for further information.

PRVF-04042: CSS is probably working with a non-clustered, local-only configuration on nodes:

Cause: Oracle CSS was found to be configured to run in a local-only (non-clustered) environment on the nodes specified.

Action: Ensure that cluster setup is correct and reconfigure CSS as necessary on the nodes that are supposed to be executing in a clustered environment, see documentation regarding usage of the 'localconfig' script.

PRVF-04043: Unable to obtain OCR integrity details from any of the nodes

Cause: OCR was not found to be in a healthy state on any of the nodes.

Action: Verify the state of OCR on each of the nodes using 'ocrcheck'.

PRVF-04044: Unable to obtain OCR integrity details from nodes:

Cause: OCR was not found to be in a healthy state on some of the nodes.

Action: Verify the state of OCR on each of the nodes identified using 'ocrcheck'.

PRVF-04046: OCR ID is inconsistent among the nodes

Cause: Multiple OCR ID's found across the cluster nodes specified.

Action: Verify Oracle Clusterware configuration and setup with 'ocrcheck' on each node specified. See 'ocrcheck' documentation for further information.

PRVF-04048: Version of OCR found "{0}", expected version of OCR for this release is "{1}"

Cause: An incorrect version of OCR was found running on all the nodes.

Action: Verify version of OCR running on all the nodes using 'ocrcheck'.

PRVF-04049: OCR version is inconsistent amongst the nodes

Cause: Found different version of OCR running on the cluster nodes.

Action: Ensure that the correct version of OCR is running on all the nodes using 'ocrcheck'.

PRVF-04052: Total space in OCR device is inconsistent amongst the nodes

Cause: Found possible different devices in use across the nodes.

Action: Verify that the same OCR devices are used across the cluster nodes using 'ocrcheck'.

PRVF-04055: OCR integrity is invalid

Cause: Cluster registry integrity check failed.

Action: Verify state of cluster registry using ocrcheck on the nodes participating in the verification operation.

PRVF-04056: OCR integrity results are inconsistent amongst the nodes

Cause: Cluster registry integrity check failed on some of the nodes.

Action: Verify state of cluster registry using ocrcheck on the nodes participating in the verification operation.

PRVF-04060: failed to retrieve storage information

Cause: An internal error occurred while trying to retrieve storage information.

Action: Contact Oracle Support Services.

PRVF-04079: The number of addresses does not match the number of node

Cause: Cannot determine IP address for every node.

Action: Verify each node in the cluster has a valid IP address.

PRVF-04080: Network interface information cannot be obtained from any of the node

Cause: Could not find any network interface on any node in the cluster.

Action: Verify network interface(s) operational status on the cluster nodes.

PRVF-04083: Node reachability check failed from node "{0}"

Cause: Network link to target node could not be verified using PING.

Action: Verify network link to target node using the PING utility.

PRVF-04084: Make sure IP address "{0}" is up and is a valid IP address on node "{1}"

Cause: The network interface, IP address and subnet identified as "*network interface : IP address [subnet]*" is not available or is not functioning correctly.

Action: Please verify that the network interface identified is functioning as intended.

PRVF-04087: Node connectivity check failed

Cause: Encountered errors attempting to verify node connectivity using the "OS ping" utility.

Action: Ensure that the IP addresses that failed can be reached using the OS ping utility and resolve any issues found with those IP addresses/interfaces.

PRVF-04090: Node connectivity failed for interface "{0}"

Cause: Unable to verify connectivity to the interface indicated using the "OS ping" utility.

Action: Verify that the interface indicated is available.

PRVF-04095: Unable to reach any of the nodes

Cause: Unable to reach any of the nodes using the OS ping command.

Action: Ensure that the nodes specified are accessible.

PRVF-04097: Node "{0}" is not reachable

Cause: Unable to reach the node specified using the OS ping command.

Action: Ensure that the node specified is accessible.

PRVF-04098: User equivalence not found for node "{0}"

Cause: Cannot access node specified using user equivalence.

Action: Ensure that user equivalence is setup between the local node and the node specified.

PRVF-04101: Could not find a suitable set of interfaces for VIPs

Cause: Could not find a set of network interface adapters suitable for Virtual IP communication in the cluster .

Action: Ensure that the network interface adapters are installed and configured correctly on each node in the cluster and that each interface can communicate with a network gateway.

PRVF-04102: Could not find a suitable set of interfaces for the private interconnect

Cause: Could not find a set of network interface adapters suitable for Private communication in the cluster.

Action: Ensure that the network interface adapters are installed and configured correctly on each node in the cluster according to RFC 1918, or that the interfaces are not accessible from the public network.

PRVF-04107: Source node "{0}" is not reachable from local node

Cause: Unable to reach the source node specified using the OS ping command.

Action: Ensure that the source node specified is accessible.

PRVF-04108: User equivalence not found for source node "{0}"

Cause: Cannot access source node specified using user equivalence.

Action: Ensure that user equivalence is setup between the local node and the source node specified.

PRVF-04112: Cannot identify Oracle Restart installation

Cause: Cannot determine location of Oracle Restart installation.

Action: Ensure that the Oracle Restart environment is setup correctly.

PRVF-04113: Unable to obtain OLR integrity details from the local node

Cause: Could not verify the state of OLR on the local node.

Action: Check the status of OLR on the local node using the command 'ocrcheck - local'.

PRVF-04118: Unable to obtain Oracle Restart integrity details from the local node

Cause: Encountered an error when trying to run 'crsctl check has', or OHASD was found to be offline.

Action: Check the status of Oracle Restart using the 'crsctl check has' command on the local node.

PRVF-04123: Inconsistent user IDs found for user "{0}"

Cause: The user ID for the specified user is not the same across all the nodes.

Action: Make sure that the user has the same user ID across all the nodes.

PRVF-04125: Failed to retrieve storage type for "{0}"

Cause: The storage location specified may be non-existent or invalid or the user running the check may not have permissions to access the specified storage.

Action: Specify a valid existing location, and ensure that the user running the check has valid read permissions to this location.

PRVF-04126: Global failure for all nodes during execution of space check command

Cause: CVU's attempt to execute the space check command on all nodes had a total failure.

Action: Make sure that the location specified is a valid location and available on all nodes.

PRVF-04127: Unable to obtain OLR location

Cause: Could not verify the state of OLR.

Action: Check the status of OLR using the command 'ocrcheck -config -local'.

PRVF-04132: Multiple users "{0}" with UID "{1}" exist on nodes "{2}".

Cause: More than one user was found to have the same user ID as indicated in the error message.

Action: Ensure that the indicated user ID is not shared among two or more users. If Network Information Service (NIS) or Lightweight Directory Access Protocol (LDAP) is used, then ensure that the user ID is not duplicated between users in NIS or LDAP and the local user database.

PRVF-04143: Media Sensing of TCP/IP is enabled on the nodes:

Cause: Media Sensing setting for TCP/IP is enabled.

Action: To disable Media Sensing for TCP/IP, add the REG_DWORD registry entry by name 'DisableDHCPMediaSense' and value 1 to the 'HKEY_LOCAL_MACHINE\\System\\CurrentControlSet\\Services\\Tcpip\\Parameters' subkey. It is recommended to backup the Windows Registry before proceeding with any changes, Restart your system to make your changes effective after changing the registry.

PRVF-04144: Media Sensing status check for TCP/IP cannot be performed on nodes:

Cause: Media Sensing status could not be determined.

Action: Ensure that the access permissions for the Oracle user allow access to the Windows Registry and Registry has the REG_WORD entry named 'DisableDHCPMediaSense' with value 1 under 'HKEY_LOCAL_MACHINE\\System\\CurrentControlSet\\Services\\Tcpip\\Parameters' sub key on the node. It is recommended to backup the Windows Registry before proceeding with any changes, Restart your system to make your changes effective after changing the registry.

PRVF-04145: Error reading Registry sub key 'HKEY_LOCAL_MACHINE\\System\\CurrentControlSet\\Services\\Tcpip\\Parameters' from Windows Registry

Cause: Windows Registry sub key 'HKEY_LOCAL_MACHINE\\System\\CurrentControlSet\\Services\\Tcpip\\Parameters' could not be read.

Action: Ensure that the access permissions for the Oracle user allow access to the Windows Registry.

PRVF-04146: Error reading Registry sub key 'HKEY_LOCAL_MACHINE\\Cluster\\Parameters' from Windows Registry

Cause: Windows Registry sub key 'HKEY_LOCAL_MACHINE\\Cluster\\Parameters' could not be read.

Action: Ensure that the access permissions for the Oracle user allow access to the Windows Registry.

PRVF-04147: Error reading Registry value 'DisableDHCPMediaSense' for Windows Media Sensing

Cause: Could not read Windows Registry value 'DisableDHCPMediaSense' under 'HKEY_LOCAL_MACHINE\\System\\CurrentControlSet\\Services\\Tcpip\\Parameters' sub key.

Action: Ensure that the access permissions for the Oracle user allow access to the Windows Registry and the Registry value 'DisableDHCPMediaSense' under 'HKEY_LOCAL_MACHINE\\System\\CurrentControlSet\\Services\\Tcpip\\Parameters' sub key is present on the node.

PRVF-04148: Error reading Registry value 'DisableClusSvcMediaSense' for Windows Media Sensing

Cause: Could not read Windows Registry value 'DisableClusSvcMediaSense' under 'HKEY_LOCAL_MACHINE\\Cluster\\Parameters' sub key.

Action: Ensure that the access permissions for the Oracle user allow access to the Windows Registry and the Registry value 'DisableClusSvcMediaSense' under 'HKEY_LOCAL_MACHINE\\Cluster\\Parameters' sub key is present on the node.

PRVF-04151: Found different access permissions for the above storage location across the nodes specified

Cause: The access permissions for the path specified (i.e. read, write, execute) are different, or could not be determined, across the nodes specified.

Action: Ensure that the access permissions allow access for the Oracle user on all the nodes specified.

PRVF-04152: The access permissions for the above storage location do not allow the user access across the nodes specified

Cause: The access permissions for the path specified (i.e. read, write, execute) do not allow the user access.

Action: Ensure that the access permissions allow access for the Oracle user on all the nodes specified.

PRVF-04164: Size of the OCR location "{0}" does not meet the requirement. [Expected="{1}" ; Found="{2}"]

Cause: Size of the ocr device does not meet the requirement

Action: Increase the size of the ocr device

PRVF-04190: Verification of the hosts config file failed

Cause: The '/etc/hosts' file(s) contain incorrect, or incomplete, network host information.

Action: Review the contents of the node's '/etc/hosts' file and ensure that each entry contains a valid IP address and a canonical host name for the specified IP address.

PRVF-04192: unable to verify the contents of the '/etc/hosts' file.

Cause: An attempt to verify the contents of the '/etc/hosts' file failed.

Action: Review the node's '/etc/hosts' file and ensure that it exists, has the necessary permissions and each entry contains at least an IP address and a host name for the IP address specified.

PRVF-04211: The specified OCR location "{0}" is not a partition

Cause: The location specified should be a disk partition rather than the disk itself.

Action: Specify a disk partition as the OCR storage.

PRVF-04212: The specified Voting Disk location "{0}" is not a partition

Cause: The location specified should be a disk partition rather than the disk itself.

Action: Specify a disk partition as the Voting Disk storage.

PRVF-04213: Encountered issues with the following OCR Device/Files

Cause: 'ocrcheck' returned failure, or warning, messages with the Device(s)/File(s) listed.

Action: Run 'ocrcheck' and resolve issues reported.

PRVF-04253: CRS integrity check passed, but encountered some warnings

Cause: Some warnings were encountered while verifying CRS integrity.

Action: Review warnings and make modifications as necessary.

PRVF-04309: The effective group id "{0}" differs from the primary group id "{1}" of user "{2}"

Cause: The user is currently logged into a group that is not user's primary group.

Action: Invoke the application after logging in to the primary group (using command 'newgrp *primary group*').

PRVF-04314: There is no primary group on this Operating System

Cause: An attempt was made to check users primary group on an Operating System where there are no primary groups.

Action: This is an internal error; contact Oracle Support.

PRVF-04317: User "{0}" is part of group "{1}". Check failed

Cause: The user who was executing this check was found to be part of root group.

Action: Use the 'id' command to check if the user is part of root group. Remove the user from root group using the 'usermod' command and try again.

PRVF-04318: Checking that user "{0}" is not part of "{1}" group could not be performed on node "{2}"

Cause: A node specific error occurred while checking if user is not part of root group.

Action: Check that the node is accessible and user equivalence exists between the node on which command was executed and the node on which the check failed.

PRVF-04353: Proper soft limit for resource "{0}" not found on node "{1}" [Expected = "{2}" ; Found = "{3}"]

Cause: Soft limit for the resource does not meet the requirement on the specified node.

Action: Modify the resource limits to meet the requirement.

PRVF-04354: Proper hard limit for resource "{0}" not found on node "{1}" [Expected = "{2}" ; Found = "{3}"]

Cause: Hard limit for the resource does not meet the requirement on the specified node.

Action: Modify the resource limits to meet the requirement.

PRVF-04355: Resource soft limit check for "{0}" failed on node "{1}"

Cause: Soft limit of the resource could not be determined.

Action: Ensure that the resource limit configuration is accessible.

PRVF-04356: Resource hard limit check for "{0}" failed on node "{1}"

Cause: Hard limit of the resource could not be determined.

Action: Ensure that the resource limit configuration is accessible.

PRVF-04363: Persistent configuration check for cluster nodes failed

Cause: The nodes IP address configuration was not found to be persistent.

Action: Make the nodes IP address configuration persistent using the 'crsctl pin css' command, see Oracle documentation 'Pinning Cluster Nodes for Oracle Database Release' for further information."

PRVF-04528: Check for existence of config file "{0}" could not be performed on node "{1}".

Cause: Could not verify existence of configuration file specified.

Action: Verify access to node indicated and that the config file exists.

PRVF-04529: Host-guid of node "{0}" is not unique

Cause: The system guid value is not unique across all the cluster nodes.

Action: Ensure that the guid value is unique across all cluster nodes using 'ocrcheck'.

PRVF-04530: OCFS is not configured in runlevel 3,4 and 5 on the node

Cause: Runlevel was not configured with levels 3,4 and 5 all being on.

Action: Check OCFS configuration and ensure the run levels indicated are on.

PRVF-04554: Unable to retrieve {0} resource name from node {1}.

Cause: Could not identify node application resource name specified on the node specified.

Action: Ensure that the node application resource name specified is available for the node specified.

PRVF-04555: Node application "{0}" does not exist on node "{1}"

Cause: Could not identify resource specified on the node specified.

Action: Ensure that the resource specified is available for the node specified.

PRVF-04556: Failed to check existence of node application "{0}" on node "{1}"

Cause: Could not verify existence of the nodeapp identified on the node specified .

Action: Ensure that the resource specified is available on the node specified, see 'srvctl add nodeapps' for further information.

PRVF-04567: Failed to check existence of VIP node application on nodes "{0}"

Cause: An attempt to verify existence of the VIP on the nodes specified failed.

Action: Look at the accompanying messages for details on the cause of failure.

PRVF-04570: Failed to check existence of NETWORK node application on nodes "{0}"

Cause: An attempt to verify existence of the NETWORK node application on the nodes specified failed.

Action: Look at the accompanying messages for details on the cause of failure.

PRVF-04573: Failed to check existence of GSD node application on nodes "{0}"

Cause: An attempt to verify existence of the GSD node application on the nodes specified failed.

Action: Look at the accompanying messages for details on the cause of failure.

PRVF-04576: Failed to check existence of ONS node application on nodes "{0}"

Cause: An attempt to verify existence of the ONS node application on the nodes specified failed.

Action: Look at the accompanying messages for details on the cause of failure.

PRVF-04578: Failed to check existence of node applications on nodes "{0}"

Cause: An attempt to verify existence of node applications on the nodes specified failed.

Action: Look at the accompanying messages for details on the cause of failure.

PRVF-04579: An error occurred while parsing the output of the command "{0}" for node application resource "{1}". The output is: "{2}"

Cause: An error occurred while parsing output of the command listed for the resource listed.

Action: This is an internal error. Contact Oracle Support Services.

PRVF-04580: Node applications do not exist on any node of the cluster

Cause: Node applications were not configured on the cluster nodes.

Action: Node applications are created when root scripts are run. They can be also be created using the command 'srvctl add nodeapps'.

PRVF-04606: User equivalence not found for reference node "{0}"

Cause: Cannot access reference node using user equivalence.

Action: Ensure that user equivalence is configured between the local node and the node specified. See Enabling SSH User Equivalency on Cluster Member Nodes documentation for further information.

PRVF-04657: Name resolution setup check for "{0}" (IP address: {1}) failed

Cause: Inconsistent IP address definitions found for the SCAN name identified using DNS and configured name resolution mechanism(s).

Action: Look up the SCAN name with nslookup, and make sure the returned IP addresses are consistent with those defined in NIS and /etc/hosts as configured in /etc/nsswitch.conf by reconfiguring the latter. Check the Name Service Cache Daemon (/usr/sbin/nscd) by clearing its cache and restarting it.

PRVF-04661: found inconsistent 'hosts' entry in /etc/nsswitch.conf on node {0}

Cause: The 'hosts' specifications in the /etc/nsswitch.conf file is different the indicated node.

Action: Ensure that the 'hosts' entries define the same lookup order in the /etc/nsswitch.conf file across all cluster nodes.

PRVF-04663: found configuration issue with the 'hosts' entry in the /etc/nsswitch.conf file

Cause: The 'hosts' specifications in the /etc/nsswitch.conf file should specify 'dns' before 'nis' to ensure proper IP address to name mapping.

Action: Ensure that the 'hosts' entries across the cluster nodes define 'dns' lookup before 'nis' lookup.

PRVF-04664: Found inconsistent name resolution entries for SCAN name "{0}"

Cause: The nslookup utility and the configured name resolution mechanisms, as defined in /etc/nsswitch.conf, returned inconsistent IP address information for the SCAN name identified.

Action: Check the Name Service Cache Daemon (/usr/sbin/nscd), the Domain Name Server (nslookup) and the /etc/hosts file to make sure the IP address for the SCAN names is registered correctly. Clear the stale IP addresses from the name service cache using the command '/usr/sbin/nscd -i hosts'.

PRVF-04758: 'lsnodes' could not be executed on the node

Cause: Error running 'lsnodes'.

Action: Ensure that the executable exists and that it is executable by your OS userid.

PRVF-04759: 'lsnodes' execution failed on the node

Cause: Error running 'lsnodes'.

Action: Ensure that the executable *CRSHOME/bin/lsnodes* exists and that it is executable by your OS userid.

PRVF-04761: Multiple partitions found. Cluster is fragmented.

Cause: An attempt to verify that the list of nodes that constitute the cluster is same on all nodes failed because different lists of cluster nodes were obtained on different nodes.

Action: Make sure that all nodes specified in the command belong to the same cluster. Make sure that all nodes share the same voting disk.

PRVF-04859: Location "{0}" not accessible on nodes to be added.

Cause: Location does not exist, or cannot be created, on node(s) to be added.

Action: Ensure that the location either exists or can be created on the node(s) to be added.

PRVF-04864: Path "{0}" exists but the current user has no write access on the following nodes: "{1}"

Cause: During write access verification, the path (or its parent) could not be written by the current user.

Action: Verify writeable access, by the current user, to entire path specified on the nodes(s) listed.

PRVF-04866: Device location check failed for: "{0}"

Cause: Cannot verify location specified.

Action: Verify location specified is accessible across cluster node(s).

PRVF-04868: Virtual IP (VIP) "{0}" found for node "{1}"

Cause: The VIP node application identified was found on the node specified.

Action: Removed the specified VIP node application from the node specified.

PRVF-04869: Shared OCR location check failed

Cause: Problem reading inventory file for CRS home location.

Action: Verify inventory file integrity.

PRVF-04950: Error checking Operating System Version compatibility for Universal Storage Manager on node "{0}"

Cause: A remote operation to check Operating System version on the remote node failed.

Action: See the action for the additional error message displayed.

PRVF-04954: Version "{0}" is NOT supported for installing ACFS on node "{1}"

Cause: The version of operating system on the node is not compatible for installing ACFS.

Action: Check documentation for compatible version and install compatible version.

PRVF-05054: Verification of SCAN VIP and listener setup failed

Cause: Could not identify any SCAN, or SCAN listener, resources on the cluster.

Action: Verify SCAN configuration using 'srvctl config scan'.

PRVF-05056: SCAN listener "{0}" not running

Cause: The identified listener was not in the running state.

Action: Start the identified listener using 'srvctl start scan_listener'.

PRVF-05057: SCAN listener port for listener "{0}" does not match other ports

Cause: The port number used for the listener did not match those of all the instances of the listener that were started.

Action: Ensure that all the port numbers for the identified listener match. Check the documentation to get the details about the commands 'srvctl config scan' and 'srvctl modify scan' used for inspecting and modifying details of SCAN resource port numbers.

PRVF-05059: An error was encountered while verifying the SCAN configuration

Cause: An error was encountered while obtaining SCAN information.

Action: Review additional messages displayed for details of the error that was encountered.

PRVF-05060: SCAN listener processing error

Cause: An error was encountered while obtaining SCAN listener information.

Action: Review additional messages displayed for details of the error that was encountered.

PRVF-05061: SCAN VIP "{0}" not running

Cause: The SCAN VIP resources is not in the 'running' state.

Action: Start the SCAN VIP resource using using 'srvctl start scan -i num'.

PRVF-05062: SCAN VIP "{0}" and Scan listener "{1}" not running

Cause: The SCAN VIP and SCAN listener resources are not in the 'running' state.

Action: Start the SCAN VIP and SCAN listener resources using 'srvctl'.

PRVF-05064: SCAN and SCAN listener may not function correctly

Cause: Either the SCAN VIP or the SCAN listener was not running, or the port numbers used for the listeners did not match across the nodes.

Action: Either start the SCAN VIP or the SCAN listener, or ensure that the port numbers used for the SCAN listeners match across the nodes in the cluster.

PRVF-05065: Warning: all SCAN VIPs and SCAN listeners are running on node "{0}"

Cause: All the SCAN VIPs and SCAN listeners were found to be running on specified node.

Action: Relocate scan using 'srvctl relocate scan' command to different nodes of the cluster.

PRVF-05067: TCP connectivity check for SCAN listener "{0}" failed on node "{1}"

Cause: An attempt to connect to SCAN listener specified failed from the node specified.

Action: Examine the accompanying TNS error messages and respond accordingly.

PRVF-05109: ASM Running check failed. ASM is not running on all specified nodes

Cause: ASM was not running on all the specified nodes.

Action: Ensure that ASM is running on all the nodes specified, see 'srvctl start asm' for further information.

PRVF-05110: ASM is not running on nodes: "{0}"

Cause: ASM was not running on the cluster nodes specified.

Action: Ensure that ASM is running on all the cluster nodes.

PRVF-05114: Disk Group check failed. No Disk Groups configured

Cause: No ASM disk groups were found configured on the ASM instance.

Action: Ensure that the necessary disk groups are configured in ASM.

PRVF-05117: The owner of device "{0}" is different across cluster nodes.

Cause: The attempted task could not be completed because the owner for the identified device was not the same across all the nodes.

Action: Ensure that the device has the same owner across all the nodes.

PRVF-05121: Group of device "{0}" is different across cluster nodes.

Cause: The attempted task could not be completed because the group for the identified device was not the same across all the nodes.

Action: Ensure that the device has the same group across all the nodes.

PRVF-05125: The permissions for device "{0}" are different across cluster nodes.

Cause: The Cluster Verification Utility determined that the permissions for the indicated device were not the same across all the cluster nodes.

Action: Ensure that the indicated device has the same permissions across all the nodes and retry the operation.

PRVF-05137: Failure while checking ASM status on node "{0}"

Cause: Could not verify ASM running on node specified.

Action: Ensure that ASM is running on the node specified.

PRVF-05144: ASM Disk group "{0}" is unavailable on nodes "{1}"

Cause: Could not verify existence of ASM disk group specified on the nodes indicated.

Action: Verify existence of ASM group identified on the specified nodes, see 'asmcmd' for further information.

PRVF-05145: ASM Disk group "{0}" is unavailable on all nodes

Cause: Could not verify existence of ASM disk group specified on all the nodes.

Action: Verify existence of ASM group identified on the cluster nodes.

PRVF-05157: could not verify ASM disk group "{0}" for voting disk location "{1}" is available on node "{2}"

Cause: The ASM disk group specified was not running on the indicated node.

Action: Ensure that the ASM disk group is configured correctly and defined on the node indicated, and ensure that the voting disk locations are configured correctly.

PRVF-05174: ACFS Driver version is not compatible with Operating System version on node "{0}"

Cause: The version of ACFS driver is not compatible with the Operating system version on the node.

Action: Check documentation for compatible version and install compatible version.

PRVF-05175: Failed to retrieve ACFS driver version on node "{0}". Driver version compatibility check cannot be performed

Cause: The version of the ACFS driver could not be retrieved from specified nodes.

Action: Make sure that ACFS driver is installed on these nodes.

PRVF-05176: Failed to retrieve Operating System version on the local node. ACFS driver version compatibility check will not be performed

Cause: Operating system version on local node could not be determined.

Action: Look at the accompanying error messages displayed and fix the problems indicated.

PRVF-05177: Global failure when attempting to query ACFS driver state option "{0}" on all nodes

Cause: ACFS driver state could not be obtained on all the nodes.

Action: Make sure that user executing this check has execute permissions on the `usm_driver_state` command.

PRVF-05184: Check of following Udev attributes of "{0}" failed: {1} \nData used for above verification obtained from file: \n{2}\nRule used from above file: \n{3}

Cause: Found incorrect attributes for the specified device.

Action: Ensure that the device attributes are set correctly. See Configurable Dynamic Device Naming documentation (udev) for further information.

PRVF-05193: No devices found matching discovery string "{0}"

Cause: The specified device may not exist on the node being tested.

Action: Specify a correct discovery string that matches to existing devices on the node being tested.

PRVF-05195: No shared devices found

Cause: No shared storage was found based on the discovery string used in the verification.

Action: A message should have been displayed for each shared storage check failure. For each such message, perform the suggested action for that message.

PRVF-05196: Failed to retrieve OCR locations

Cause: An attempt to retrieve the OCR locations failed, possibly due to incorrect or incomplete Clusterware install, or due to incorrect configuration of the OCR, or due to invalid or incorrect OCR location file `ocr.loc`.

Action: Make sure that the Clusterware installation and Clusterware configuration has been correctly completed, and the `ocr.loc` file is present and accessible.

PRVF-05197: Failed to retrieve voting disk locations

Cause: An attempt to retrieve the voting disk locations failed, possibly due to incorrect or incomplete Clusterware install, or due to incorrect configuration of the Clusterware.

Action: Make sure that the Clusterware installation and Clusterware configuration has been correctly completed.

PRVF-05205: GNS VIP resource configuration check failed.

Cause: An error occurred while trying to obtain GNS VIP resource configuration information.

Action: Look at the accompanying messages for details on the cause of failure.

PRVF-05210: GNS resource is running on multiple nodes "{0}"

Cause: GNS resource should be running on only one node in the cluster at any given time. It was found to be running on multiple nodes at the same time.

Action: Stop the GNS resources running on various nodes using 'srvctl stop gns' command and leave it running on just one node of the cluster.

PRVF-05211: GNS resource is not running on any node of the cluster

Cause: GNS resource should be running on one node of the cluster. GNS resource wasn't running on any node.

Action: GNS can be configured using 'srvctl add gns' command. Use 'srvctl start gns' command to start GNS.

PRVF-05213: GNS resource configuration check failed

Cause: An error occurred while trying to obtain GNS resource configuration information.

Action: Look at the accompanying messages for details on the cause of failure.

PRVF-05216: The following GNS resolved IP addresses for "{0}" are not reachable: "{1}"

Cause: The listed IP addresses for the fully domain qualified name (FDQN) listed in the message and resolved by GNS were not reachable.

Action: Make sure that the configuration of GNS resource is proper using 'srvctl config gns' command. If GNS is configured correctly make sure that the network administrator has provided a set of IP addresses for the subdomain of the cluster and Domain Name Server (DNS) is forwarding requests for these to the GNS.

PRVF-05217: An error occurred while trying to look up IP address for "{0}"

Cause: An error occurred while trying to translate the fully domain qualified name (FDQN), listed in the message, to IP addresses.

Action: These IP address requests should have been forwarded to GNS by the Domain Name Server (DNS). Check the configuration of GNS resource using 'srvctl config gns' command. If GNS is configured correctly make sure that the network administrator has provided a set of IP addresses for the subdomain of the cluster and DNS is forwarding requests for these to the GNS.

PRVF-05218: Domain name "{0}" did not resolve to an IP address.

Cause: The fully qualified domain name (FQDN) listed in the message did not resolve to an IP address.

Action: Ensure that the configuration of GNS resource is correct using the 'srvctl config gns' command. If GNS is configured correctly, ensure that the network administrator has provided a set of IP addresses for the subdomain of the cluster and that the domain name server (DNS) is forwarding requests for these to the GNS.

PRVF-05219: GNS and GNS VIP resources are running on different nodes. GNS is running on nodes "{1}" while GNS VIP is running on "{0}".

Cause: The GNS and GNS VIP resources were running on different nodes.

Action: If GNS should be running on one node of the cluster at any given point of time. Make sure that GNS is not running on multiple nodes of the cluster using 'srvctl config gns' command. If GNS is running on multiple nodes then shut down all but one using 'srvctl stop gns' command.

PRVF-05220: GNS VIP resource was not running on any node of the cluster

Cause: The GNS VIP resource was not running on any nodes of the cluster.

Action: Make sure that the VIP name specified in 'srvctl add gns' command is an unused address belonging to one of the public networks of the cluster nodes.

PRVF-05223: The GNS subdomain name "{0}" is not a valid domain name

Cause: The GNS domain name specified was not a valid domain name.

Action: A valid domain name starts with an alphabet and contain characters [A-Z], [a-z], [0-9], '.', '-'. Refer to RFC-1035 for more information.

PRVF-05227: GNS VIP "{0}" does not resolve to a valid IP address

Cause: The specified GNS VIP does not resolve to an IP address.

Action: Make sure that the VIP name is spelled correctly. Make sure that the VIP name is registered with the DNS. Make sure that there are no firewalls between the cluster and the DNS server.

PRVF-05229: GNS VIP is active before Clusterware installation

Cause: GNS VIP was found to be active on the public network before Clusterware installation.

Action: If you are upgrading an older release of Clusterware this is not an error. In case of new installation GNS VIP will be brought up by GNS resource after Clusterware installation. Make sure that GNS VIP is configured to be an unused IP address.

PRVF-05230: GNS VIP is inactive after Clusterware installation

Cause: GNS VIP was not reachable after Clusterware installation.

Action: Bring the GNS resource online using 'srvctl start gns' command.

PRVF-05232: The GNS subdomain qualified host name "{0}" was resolved into an IP address

Cause: The specified GNS subdomain qualified host name was resolved into an IP address before Clusterware installation.

Action: Ensure that the DNS is configured to forward (rather than resolve) names in the GNS subdomain.

PRVF-05233: There are no public networks that match the GNS VIP "{0}"

Cause: GNS VIP subnet number did not match any of the public networks on the node.

Action: Specify an address that matches the public subnet number for GNS VIP.

PRVF-05253: Command "{0}" executed to retrieve GPNP resource status failed on all of the nodes

Cause: An attempt to execute the displayed command failed on all of the nodes.

Action: Make sure that the nodes of the cluster are accessible from the current node. Make sure that the user executing the check has permission to execute commands on nodes using 'ssh'.

PRVF-05254: Command "{0}" executed on node "{1}" produced no output

Cause: An attempt to run the command listed on the node listed produced no output.

Action: This is an internal error. Contact Oracle support services.

PRVF-05255: The GPNP resource is not in ONLINE status on the following nodes: {0}

Cause: The GPNP resource was found to be in OFFLINE or UNKNOWN state on the nodes listed.

Action: This is not an error if the GPNP resource was shutdown. If it is not the expected state then use the command 'crsctl start res ora.gnpnd -init' to start the GPNP resource.

PRVF-05256: Command "{0}" executed to retrieve the GPNP resource status failed on nodes: {1}

Cause: An attempt to run the command listed failed on the node listed.

Action: Make sure that the nodes listed are accessible from the current node. Make sure that the user executing the check has permission to executed commands on the node(s) listed using 'ssh'.

PRVF-05300: Failed to retrieve active version for CRS on this node

Cause: Could not identify location of CRS home.

Action: Ensure that correct installation of CRS exists.

PRVF-05301: Failed to locate CRS home

Cause: Could not locate the CRS home.

Action: Ensure that the install of CRS has completed successfully and the CRS home is setup correctly.

PRVF-05302: Failed to execute the exectask command on node "{0}"

Cause: Could not execute command specified on node listed.

Action: Verify command specified can be executed on node listed.

PRVF-05305: The Oracle Clusterware is not healthy on node "{0}"

Cause: An error was found with the Oracle Clusterware on the node specified.

Action: Review the error reported and resolve the issue specified.

PRVF-05307: Failed to retrieve Oracle Restart home

Cause: Could not identify location of Oracle Restart home.

Action: Ensure that Oracle Local Repository (OLR) was created correctly. See Oracle Local Repository documentation for further information.

PRVF-05308: ohasd is either not running or could not be contacted on node "{0}"

Cause: CRSCTL did not report that OHAS was online.

Action: Review the error information displayed and verify the state of OHAS on the node identified.

PRVF-05310: Check for existence of file "{0}" could not be performed on node "{1}".

Cause: An attempt to verify the existence of the indicated file failed on the indicated node.

Action: Examine the accompanying error messages for details.

PRVF-05311: File "{0}" either does not exist or is not accessible on node "{1}".

Cause: Cannot access the file specified.

Action: Verify that the specified file exists and can be access on the node identified.

PRVF-05312: No ohasd entry was found in /etc/inittab file

Cause: Did not find 'respawn:/etc/init.d/init.ohasd' line in '/etc/inittab' file.

Action: Ensure that the OHASD environment has been setup correctly.

PRVF-05313: Failed to search for ohasd entry in /etc/inittab file on node "{0}"

Cause: An error was encountered trying to search for OHASD information in /etc/inittab.

Action: Ensure that the OHASD environment has been setup correctly and that /etc/inittab is accessible on the specified node.

PRVF-05314: Could not find CRS, or Oracle Restart, installed on the local node

Cause: Could not locate the CRS, or Oracle Restart, installation from the local node.

Action: Ensure that the install of CRS, or Oracle Restart, has completed successfully and the CRS, or Oracle Restart, home is setup correctly.

PRVF-05316: Failed to retrieve version of CRS installed on node "{0}"

Cause: Could not identify location of CRS home.

Action: Verify installation of CRS on the identified node.

PRVF-05317: The Clusterware is currently being upgraded to version: "{0}".\n The following nodes have not been upgraded and are\n running Clusterware version: "{1}".\n "{2}"

Cause: The CRS integrity may have discovered that your Oracle Clusterware stack is partially upgraded.

Action: Review warnings and make modifications as necessary. If the warning is due to partial upgrade of Oracle Clusterware stack then continue with upgrade and finish it.

PRVF-05318: No Oracle Restart is found configured on the local node

Cause: Could not locate the Oracle Restart configuration on the specified node.

Action: Ensure that the install of Oracle Restart has completed successfully and the Oracle Restart home is set up correctly.

PRVF-05319: Oracle Cluster Synchronization Services do not appear to be online.

Cause: An error was encountered when trying to verify the status of Oracle Cluster Synchronization Services.

Action: Verify the state of the Oracle Cluster Synchronization Services using 'crsctl check cluster'.

PRVF-05321: Failed to get the CRS or Oracle Restart home

Cause: Could not locate the CRS, or Oracle Restart, home.

Action: Ensure that the install of CRS, or Oracle Restart, has completed successfully and the CRS, or Oracle Restart, home is setup correctly.

PRVF-05322: Failed to get the CRS user name for CRS home "{0}"

Cause: An attempt to obtain the Clusterware owner information from CRS home failed.

Action: Ensure that the user executing the CVU check has read permission for CRS or Oracle Restart home.

PRVF-05323: Failed to get information for file "{0}"

Cause: An attempt to read information for a file failed.

Action: Make sure that the user executing the CVU check has read permission for the file and the file exists in the specified path.

PRVF-05324: Could not find CRS installed on the node "{0}"

Cause: Could not locate the CRS installation on the specified node.

Action: Ensure that the install of CRS has completed successfully and the CRS home is setup correctly.

PRVF-05325: Failed to retrieve release version for Oracle Restart

Cause: Could not get release version for Oracle Restart.

Action: Ensure that the install of Oracle Restart has completed successfully.

PRVF-05401: Clock synchronization check using Network Time Protocol(NTP) failed

Cause: One or more of the Clock Synchronization checks failed.

Action: Correlate with the other failure messages displayed and fix those failures.

PRVF-05402: Warning: Could not find NTP configuration file "{0}" on node "{1}"

Cause: NTP might not have been configured on the node, or NTP might have been configured with a configuration file different from the one indicated.

Action: Configure NTP on the node if not done so yet. Refer to your NTP vendor documentation for details.

PRVF-05403: Operation to check presence of NTP configuration file "{0}" failed on node "{1}"

Cause: The operation to check NTP configuration file failed on node indicated. The failure is due to a reason like incorrect permissions on the configuration file, communications error with the node, missing or inaccessible remote execution binary on the node, etc.

Action: Review the error messages that follow this message and fix the problem(s) indicated.

PRVF-05405: The NTP configuration file "{0}" does not exist on all nodes

Cause: The configuration file specified was not available or was inaccessible on the given nodes.

Action: If you want to use NTP for time synchronization, create this file and setup its configuration as described in your vendor's NTP document. If you plan to use CTSS for time synchronization then NTP configuration should be uninstalled on all nodes

of the cluster. Refer to "Preparing Your Cluster" of "Oracle Database 2 Day + Real Application Clusters Guide".

PRVF-05406: NTP Configuration file Check failed

Cause: Attempt to check presence of configuration file failed on one or more nodes.

Action: Look at the related error messages and fix them.

PRVF-05408: NTP Time Server "{0}" is common only to the following nodes "{1}"

Cause: One or more nodes in the cluster do not synchronize with the NTP Time Server indicated.

Action: At least one common NTP Time Server is required for a successful Clock Synchronization check. If there are none, reconfigure all of the nodes in the cluster to synchronize with at least one common NTP Time Server.

PRVF-05410: Check of common NTP Time Server failed

Cause: The NTP query command showed there is no common time server among all of the nodes in the cluster.

Action: At least one common NTP Time Server is required for a successful Clock Synchronization check. Reconfigure all of the nodes in the cluster to synchronize with at least one common NTP Time Server. If you plan to use CTSS for time synchronization then NTP configuration should be uninstalled on all nodes of the cluster. Refer to "Preparing Your Cluster" of "Oracle Database 2 Day+ Real Application Clusters Guide".

PRVF-05411: Query of NTP daemon failed on all nodes on which NTP daemon is running

Cause: Attempt to query the NTP daemon failed on all of the nodes of the cluster because the 'ntpq' command could not be found.

Action: Make sure that the NTP query command 'ntpq' is available on all nodes and the user running the CVU check has execute privilege for it.

PRVF-05413: Node "{0}" has a time offset of {1} that is beyond permissible limit of {2} from NTP Time Server "{3}"

Cause: The time offset for the given node clock with the specified NTP Time Server is beyond permissible limits, possibly due to a clock drift, or due to an incorrectly functioning time server.

Action: Make sure that the Time Server is functioning properly, and if yes, adjust the system clock so that the offset is within limits.

PRVF-05414: Check of NTP Config file failed on all nodes. Cannot proceed further for the NTP tests

Cause: Attempt to check existence of config file failed on all nodes.

Action: Look at the individual error messages displayed for the respective nodes and the overall result message and take appropriate action.

PRVF-05415: Check to see if NTP daemon or service is running failed

Cause: Attempt to check if the NTP daemon was running failed on nodes of the cluster.

Action: Look at the accompanying error messages for the nodes on which the check failed and fix the problem. If you plan to use CTSS for time synchronization then NTP configuration should be uninstalled on all nodes of the cluster. Refer to "Preparing Your Cluster" of "Oracle Database 2 Day+ Real Application Clusters Guide".

PRVF-05416: Query of NTP daemon failed on all nodes

Cause: An attempt to query the NTP daemon using the 'ntpq' command failed on all nodes.

Action: Make sure that the NTP query command 'ntpq' is available on all nodes and make sure that user running the CVU check has permissions to execute it.

PRVF-05421: NTP configuration file check failed on the following nodes:

Cause: Check of existence of NTP configuration file failed on nodes listed because NTP was not configured on those nodes.

Action: If you plan to use NTP for time synchronization across nodes of the cluster then configure NTP on all of the nodes. If you plan to use CTSS for time synchronization then NTP configuration should be uninstalled on all nodes of the cluster. Refer to "Preparing Your Cluster" of "Oracle Database 2 Day+ Real Application Clusters Guide".

PRVF-05424: Clock time offset check failed

Cause: Offsets on all of the nodes in the cluster were not within limits for any Time Server.

Action: Look at the individual messages displayed and fix the problems indicated.

PRVF-05428: Network Time Protocol(NTP) configuration file not found on any of the nodes. Oracle Cluster Time Synchronization Service(CTSS) can be used instead of NTP for time synchronization on the cluster nodes

Cause: NTP is not configured on the cluster nodes.

Action: This is not an error if the system administrator intended to use Oracle Cluster Time Synchronization Service (CTSS) for clock synchronization on the cluster. If not then install NTP on all nodes of the cluster according to your NTP vendor documentation.

PRVF-05430: Voting disk configuration does not meet Oracle's recommendation of three voting disk locations

Cause: For high availability, Oracle recommends that you have a minimum of three voting disk locations.

Action: Add additional voting disk locations to meet the Oracle recommended amount of three voting disks.

PRVF-05431: Oracle Cluster Voting Disk configuration check failed

Cause: The Voting Disk configuration does not meet Oracle's recommendations.

Action: Review Clusterware and Voting Disk configuration.

PRVF-05433: The current voting disk state is at high risk

Cause: The current state of the voting disk locations is susceptible to the loss of one voting disk location resulting in failure of the cluster.

Action: Add additional voting disk locations, or bring existing locations online, to reduce the risk of losing one voting disk location.

PRVF-05434: Cannot identify the current CRS software version

Cause: Unable to obtain CRS version from CRSCCTL.

Action: Ensure that CRSCCTL is accessible on the nodes being verified.

PRVF-05435: Voting disk configuration does not meet Oracle's recommendation

Cause: For high availability, Oracle recommends that you have more than two voting disk locations.

Action: Add additional voting disk locations.

PRVF-05436: The NTP daemon running on one or more nodes lacks the slewing option "{0}"

Cause: NTP daemon on one or more nodes lacked slewing option.

Action: Shut down and restart the NTP daemon after setting the slewing option as follows: For Linux, edit /etc/sysconfig/ntpd and add -x to the command line option. For SUSE Linux, edit /etc/sysconfig/ntp and add -x to the OPTIONS variable. For AIX, edit /etc/rc.tcpip and add -x to the command line option. For HP-UX, edit /etc/rc.config.d/netdaemons and add -x to the command line option. For Solaris release 10 or earlier, edit /etc/inet/ntp.conf and add 'slewalways yes' and 'disable pll' to the file. For Solaris release 11 and higher, logon as root user and issue command: /usr/sbin/svccfg -s svc:/network/ntp:default setprop config/slew_always = true to change the setting, then refresh the service by issuing: svcadm refresh svc:/network/ntp:default

PRVF-05442: Could not obtain NTP daemon's command line on any node

Cause: An attempt to obtain the command line options for the NTP daemon's failed on all nodes.

Action: Make sure that the NTP daemon is running on all the nodes. Make sure that slewing option is set on all the nodes of the cluster.

PRVF-05447: Could not verify sharedness of Oracle Cluster Voting Disk configuration

Cause: Unable to obtain list of nodes with CRS installed.

Action: Ensure that Clusterware is up and running and verify Voting Disk configuration.

PRVF-05448: Voting Disk location "{0}" is not shared across cluster nodes

Cause: Voting Disk location specified is not shared across all cluster nodes.

Action: Verify Voting Disk configuration and ensure all Voting Disk locations are shared across all cluster nodes and are of the same storage type.

PRVF-05449: Check of Voting Disk location "{0}" failed on the following nodes:

Cause: Voting Disk location specified did not have owner, group or permissions set correctly on the nodes identified.

Action: Correct the owner, group or permissions settings on the location indicated as mentioned in one of the accompanying message.

PRVF-05450: Constraint type does not match

Cause: The specified constraint does not relate to space checks.

Action: Make sure that the space constraint data is well formed and consistent in the constraint xml.

PRVF-05451: Missing key data "{0}"

Cause: The data required for constraint check is missing.

Action: Verify that the space constraint data is correctly specified in the constraint xml.

PRVF-05452: Missing key reference data "{0}"

Cause: The reference data required for constraint check is missing.

Action: For a greater than/equal comparison, reference data is required. Verify that the space constraint check reference data is correctly specified in the constraint xml.

PRVF-05453: Invalid data set for "{0}", EXPECTED:"{1}", FOUND: "{2}"

Cause: The specified data is invalid for the space constraint check being performed.

Action: Make sure that correct data is specified, using the values indicated in the message.

PRVF-05454: Qualifier "{0}" is not supported for "{1}"

Cause: The indicated qualifier is not supported for the class indicated in the message.

Action: Make sure that the correct qualifier is specified.

PRVF-05455: Cannot apply invalid constraint

Cause: The specified constraint is invalid.

Action: Specify the correct constraint.

PRVF-05456: Invalid constraint. Compatibility check cannot proceed

Cause: The specified constraint is invalid.

Action: Specify the correct constraint for the compatibility check.

PRVF-05461: Encountered an invalid setting for internal variable "{0}"

Cause: This is an internal error.

Action: Please contact Oracle Support.

PRVF-05470: The NTP daemon's boot time configuration, in file "{0}", on one or more nodes lacks the slewing option "{1}"

Cause: NTP daemon boot time configuration on one or more nodes lacked slewing option.

Action: Make sure that the slewing option is specified in the file listed. For a list of nodes on which this check failed look at the accompanying error messages.

PRVF-05473: NTP daemon's boot time configuration check could not be performed on node "{0}"

Cause: An attempt to obtain the NTP daemon's boot time configuration file failed on the node specified.

Action: Make sure that the NTP daemon is configured on the node and will be started when the node boots up. Make sure that the user running this check has access to the configuration file specified. Also look at other messages accompanying this message.

PRVF-05475: Could not obtain NTP daemon's boot time configuration on any node

Cause: An attempt to obtain the command line options for the NTP daemon's failed on all nodes.

Action: Make sure that the NTP daemon is running on all the nodes. Make sure that slewing option is set on all the nodes of the cluster.

PRVF-05478: TZ value missing in configuration file "{0}" on node "{1}"

Cause: Time Zone value is missing in specified configuration file.

Action: Enter appropriate Time Zone value in the specified configuration file on the indicated node.

PRVF-05479: Time zone is not the same on all cluster nodes.

Cause: Nodes have different time zone settings.

Action: Ensure that time zone is same on all nodes.

PRVF-05486: The NTP daemon on the indicated nodes is not using UDP port 123

Cause: The port 123 for udp is not opened for the NTP daemon or service.

Action: For Unix, edit the /etc/services file appropriately.

PRVF-05492: Warning: Could not find NTP Daemon or Service running on node "{0}".

Cause: NTP Daemon may have aborted , shut down or may not have been installed.

Action: Restart NTP Daemon on the indicated node or install if necessary.

PRVF-05493: Operation to check presence of NTP Daemon or Service failed on node "{0}".

Cause: The operation to check NTP Daemon or service failed on node indicated. The failure is due to a reason like incorrect setup, communications error with the node, missing or inaccessible remote execution binary on the node, etc.

Action: Review the error messages that follow this message and fix the problem(s) indicated.

PRVF-05494: The NTP Daemon or Service was not alive on all nodes

Cause: The NTP Daemon was not alive on all the nodes.

Action: Examine the status of ntp on each of the nodes indicated after this message and restart the daemon or install the NTP software if necessary.

PRVF-05495: The Check for NTP Daemon or Service status failed on some nodes

Cause: The NTP Daemon was not accessible or there was some unknown failure in the check. The failure is due to a reason like incorrect setup, communications error with the node, missing or inaccessible remote execution binary on the node, etc.

Action: Review the error that follow this message and fix the problem(s) in the indicated nodes.

PRVF-05498: Timezone file "{0}" missing on node "{1}".

Cause: A check for the indicated timezone file did not find it on the node shown.

Action: Restore the file on the indicated node by reinstalling timezone patches for your operating system.

PRVF-05499: There are more than one NTP daemons or Services running on various nodes of the cluster

Cause: An attempt to check if NTP daemons or Service were running on nodes of the cluster found that more than one NTP daemons or Services were active.

Action: The accompanying messages will list the NTP daemon or service names along with the nodes on which they are running. Make sure that only one time synchronization service is active on all nodes of the cluster at any given time by shutting down others.

PRVF-05501: The user "{0}" is currently logged in to the group "{1}" which is not the primary group for the user

Cause: The user is currently logged into a group that is not user's primary group.

Action: Invoke the application after logging in to the primary group (using command `newgrp primary group`).

PRVF-05502: Current group ID check cannot be performed

Cause: Attempt to check if the current group ID matches with primary group ID failed.

Action: Look at the accompanying error messages displayed and fix the problems indicated.

PRVF-05505: The NTP daemon on node "{0}" is not using UDP port 123

Cause: The port 123 for UDP was not being used by the NTP daemon or service.

Action: For Unix, edit the /etc/services file appropriately.

PRVF-05506: Check for UDP port 123 being used by NTP daemon or service could not be performed on node "{0}"

Cause: Attempt to check for UDP port 123 being used by NTP daemon or service failed.

Action: Look at the accompanying error messages displayed and fix the problems indicated.

PRVF-05507: NTP daemon or service is not running on any node but NTP configuration file exists on the following nodes:

Cause: The configuration file was found on at least one node though no NTP daemon or service was running.

Action: If you plan to use CTSS for time synchronization then NTP configuration must be uninstalled on all nodes of the cluster.

PRVF-05555: Automount feature is disabled on nodes:

Cause: Automount feature for new volumes was found disabled.

Action: To enable Automount feature for new volumes, use 'mountvol /e' or use the 'diskpart' utility's 'automount enable' command. Restart your system to make your changes effective after enabling the Automount feature.

PRVF-05556: Automount feature is disabled on the node "{0}"

Cause: Automount feature for new volumes was found disabled on specified node.

Action: To enable Automount feature for new volumes, use 'mountvol /e' or use the 'diskpart' utility's 'automount enable' command. Restart your system to make your changes effective after enabling the Automount feature.

PRVF-05557: Error reading Registry subkey "{0}" from Windows Registry on node "{1}"

Cause: Windows Registry subkey 'HKEY_LOCAL_MACHINE\\System\\CurrentControlSet\\Services\\MountMgr' could not be read on specified node.

Action: Ensure that the specified subkey exists in registry and access permissions for the Oracle user allow access to the Windows Registry. Restart your system to make your changes effective after changing the registry.

PRVF-05558: Check for status of Automount feature cannot be performed on nodes:

Cause: Windows Registry subkey 'HKEY_LOCAL_MACHINE\\System\\CurrentControlSet\\Services\\MountMgr' could not be read.

Action: Ensure that the specified subkey exists in registry and the access permissions for the Oracle user allow access to the Windows Registry. Restart your system to make your changes effective after changing the registry.

PRVF-05559: Failed to perform the Automount status verification.

Cause: An error occurred while attempting to retrieve the information about Automount feature.

Action: Look at the accompanying messages and respond accordingly.

PRVF-05600: On node "{0}" The following lines in file "{1}" could not be parsed as they are not in proper format: {2}

Cause: Invalid lines were found in the file resolv.conf at the location and on the node indicated.

Action: Correct the errors indicated. On UNIX the general format of file resolv.conf is "*keyword* <value(s)>". For more details refer to resolv.conf man page.

PRVF-05603: 'domain' entry does not exist in file "{0}" on nodes: "{1}".

Cause: The 'domain' entry was not found in the resolv.conf file on the indicated nodes while it was present in others.

Action: Examine the indicated file on all nodes. Make sure that either 'domain' entry is defined on all nodes or is not defined on any nodes.

PRVF-05604: 'domain' entry in file "{0}" on node "{1}" is "{2}" which differs from reference node.

Cause: The 'domain' entry on the indicated node was not the same as the reference node 'domain' option specified above.

Action: Make sure that all nodes of the cluster have same 'domain' entry in the indicated file.

PRVF-05605: File "{0}" does not exist on following nodes: {1}

Cause: File specified did not exist on the nodes listed, but exists on other nodes.

Action: Make sure that the file is either present on all nodes or is not present on any node.

PRVF-05607: The file "{0}" on following nodes has more than "{1}" 'nameserver' entries: {2}.

Cause: The indicated file had more than the allowed number of 'nameserver' entries.

Action: Reduce the number of 'nameserver' entries on the indicated nodes to the allowed number.

PRVF-05608: The file "{0}" on the following nodes has more than one 'attempts' entry: {1}.

Cause: More than one 'option attempts:' entry was found on nodes specified.

Action: Make sure that there is only one 'option attempts:' entry in the indicated file.

PRVF-05609: The following nodes have multiple 'domain' entries defined in file "{0}": {1}.

Cause: The nodes specified had multiple 'domain' entry defined in the indicated file.

Action: Make sure that the indicated file has only one 'domain' entry.

PRVF-05610: The file "{0}" on the following nodes have more than one 'search' entry: {1}.

Cause: More than one 'search' entry was found on nodes specified, in the indicated file.

Action: Make sure that there is only one 'search' entry in the indicated file. Multiple domains can be listed in the same search entry.

PRVF-05613: 'nameserver' entry does not exist in file "{0}" on nodes: "{1}"

Cause: The 'nameserver' entry was not found on the indicated nodes, while it was present in others.

Action: Examine the indicated file on all nodes and ensure that either the 'nameserver' entry is defined on all nodes or is not defined any nodes.

PRVF-05614: The 'nameserver' entry in file "{0}" on node "{1}" is "{2}", which differs from reference node.

Cause: The 'nameserver' entry shown from the indicated file on the indicated node is not the same as the 'nameserver' option on the reference node.

Action: Ensure that all nodes of the cluster have same 'nameserver' entry in the indicated file.

PRVF-05622: The 'search' entry does not exist in file "{0}" on nodes: "{1}".

Cause: The 'search' entry was not found on the indicated nodes while it was present in others.

Action: Examine the indicated file on all nodes. Make sure that either 'search' entry is defined on all nodes or is not defined any nodes.

PRVF-05623: The 'search' entry in file "{0}" on node "{1}" is "{2}", which differs from reference node.

Cause: The 'search' entry on the indicated node was not the same as the reference node 'search' option specified above.

Action: Make sure that all nodes of the cluster have same 'search' entry in the indicated file.

PRVF-05629: Unable to read file "{0}" copied to local scratch area from node {1}

Cause: An error occurred while trying to read indicated file.

Action: Make sure that the CV_DESTLOC area was not being used by another process. Make sure that CV_DESTLOC has sufficient permissions. Also look for messages accompanying this message for details.

PRVF-05636: The DNS response time for an unreachable node exceeded "{0}" ms on following nodes: {1}

Cause: The DNS response time for an unreachable node exceeded the value specified on nodes specified.

Action: Make sure that 'options timeout', 'options attempts' and 'nameserver' entries in file resolv.conf are proper. On HPUX these entries will be 'retrans', 'retry' and 'nameserver'. On Solaris these will be 'options retrans', 'options retry' and 'nameserver'. Make sure that the DNS server responds back to name lookup request within the specified time when looking up an unknown host name.

PRVF-05637: DNS response time could not be checked on following nodes: {0}

Cause: An attempt to check DNS response time for unreachable node failed on nodes specified.

Action: Make sure that 'nslookup' command exists on the nodes listed and the user executing the CVU check has execute privileges for it.

PRVF-05640: Both 'search' and 'domain' entries are present in file "{0}" on the following nodes: {1}.

Cause: Both 'search' and 'domain' entries were found in the 'resolv.conf' file on the indicated nodes.

Action: Make sure that only one of these entries exists in the 'resolv.conf' file. It is preferable to use entry 'search' in the 'resolv.conf' file.

PRVF-05642: Unable to create the directory "{0}"

Cause: An attempt to create the directory specified failed on local node.

Action: Make sure that the user running CVU has read and write permissions on directory specified or specify a different work area using CV_DESTLOC environment variable where user has write permission.

PRVF-05643: Unable to delete files from directory "{0}"

Cause: An attempt to remove files from the directory specified failed.

Action: Make sure that the user running CVU has read and write permissions on directory specified or specify a different work area using CV_DESTLOC environment variable where user executing this check has write permission.

PRVF-05704: No DHCP server were discovered on the public network listening on port {0}

Cause: No reply was received for the DHCP discover packets sent on the specified port.

Action: Contact the network administrator to make sure that DHCP servers exist on the network. If the DHCP servers are listening to a different port then specify it by using -port option.

PRVF-05707: DHCP server was not able to provide sufficient IP addresses (required "{1}" , provided "{0}")

Cause: DHCP server was unable to provide sufficient number of IP address.

Action: An IP is required for each node VIP. Three IP addresses are needed for SCAN VIP. One IP address is required for each application VIP specified. Make sure that the DHCP server listening on port specified in above messages has sufficient number of IP addresses to give out.

PRVF-05711: DHCP server response time could not be measured

Cause: An attempt to measure DHCP server response time using 'crsctl discover' command failed.

Action: Look at messages accompanying this message for more information.

PRVF-05712: Warning: The DHCP server response time of {0} seconds is greater than VIP resource's SCRIPT_TIMEOUT attribute of {1} seconds

Cause: An attempt to obtain a DHCP lease took more time than VIP resource's SCRIPT_TIMEOUT attribute.

Action: This check is network load sensitive and can yield different result at different times. Make sure that the DHCP server and the network is not overloaded. Also consider a higher SCRIPT_TIMEOUT value.

PRVF-05713: Command "{0}" executed on node "{1}" produced no output

Cause: An attempt to run the command listed on the node listed produced no output.

Action: This is an internal error. Contact Oracle Support Services.

PRVF-05714: An error occurred while parsing the output of the command "{0}". The output is: "{1}"

Cause: An attempt to parse output of the command listed failed.

Action: This is an internal error. Contact Oracle Support Services.

PRVF-05715: The number of IP addresses assigned to the network interface "{0}" exceeds recommended value (recommended {1}, actual {2})

Cause: Too many IP addresses were assigned to the specified interface.

Action: If there are IP addresses that are not needed stop them in the operating system specific way. If too many resources are running on this node then relocate them to other nodes of the cluster relocate using 'srvctl relocate' command.

PRVF-05716: Unable to obtain network interface details on local node

Cause: An attempt to obtain network interface details on local node failed.

Action: Make sure that the user executing CVU has sufficient permissions to query network interfaces on the node. Also look at accompanying messages and take action as per those messages.

PRVF-05718: Command "{0}" failed to execute on node "{1}". The output produced by the command is: "{2}"

Cause: An attempt to execute specified command on the node specified failed.

Action: Refer to the specified output and fix the error.

PRVF-05801: Failed to execute command "{0}" on all nodes

Cause: CVU's attempt to execute the specified command failed on all of the nodes.

Action: Examine the messages displayed for each node and take action as per those messages.

PRVF-05803: An error occurred while starting the IP address "{0}" on node "{1}"

Cause: An attempt to start the specified IP address on the node specified failed.

Action: Look at messages accompanying this message for more information.

PRVF-05805: Unable to start the test DNS server

Cause: An attempt to start the test DNS server failed with errors.

Action: Look at messages accompanying this message for more information.

PRVF-05809: Unable to start the test DNS server on address: "{0}", listening on port: {1}

Cause: An attempt to start the test DNS server failed with errors.

Action: Look at messages accompanying this message for more information.

PRVF-05810: Unable to stop the test DNS server on address: "{0}", listening on port: {1}

Cause: An attempt to stop the test DNS server failed with errors.

Action: Look at messages accompanying this message for more information.

PRVF-05811: Unable to stop the IP address "{0}" on node "{1}"

Cause: An attempt to stop the IP address specified on the node specified failed.

Action: Look at messages accompanying this message for more information.

PRVF-05813: Unable to reach the IP address "{0}" from local node

Cause: An attempt to reach the specified IP address from current node failed.

Action: Make sure that the specified IP address is a valid IP address. Check messages of the 'cluvfy comp dns -server' instance to make sure that there are no errors. If the address has been started then make sure that there are no firewalls between the local node and node on which this IP address has been started.

PRVF-05816: Unable to query the test DNS server started on address "{0}", listening on port {1}

Cause: An attempt to query the test DNS server, started on specified address and port, failed.

Action: Look at messages on the 'cluvfy comp dns -server' instance to make sure that the test DNS server was started. Also look at any messages accompanying this message.

PRVF-05819: Failed to verify DNS delegation of the GNS subdomain "{0}"

Cause: An attempt to perform name resolution for nodename.<gns_subdomain> failed as DNS did not forward requests to the test DNS server.

Action: Look at messages accompanying this message for more information. Also look at any messages from 'cluvfy comp dns -server' invocation for CVU.

PRVF-05821: Unable to reach the IP address "{0}" from local node

Cause: An attempt to reach the specified IP address failed.

Action: Make sure that the specified IP address is a valid IP address and is assigned to an interface on the node on which 'cluvfy comp dns -server' was run. Make sure that there are no firewalls between local node and node on which specified IP address is assigned.

PRVF-05822: Name lookup for FQDN "{0}" failed with test DNS server running at address "{1}" and listening on port {2}.

Cause: An attempt to query the indicated Fully Qualified Domain Name (FQDN) on the test domain name server (DNS) running on the indicated address and port failed.

Action: Ensure that the indicated address and the port are correct. Ensure that there are no firewalls between the node on which 'cluvfy comp dns -server' is run and the node on which this command is run. Also, examine any error messages on the node on which 'cluvfy comp dns -server' is run.

PRVF-05823: Name lookup for FQDN "{0}" failed.

Cause: An attempt to query a domain name server for the indicated Fully Qualified Domain Name (FQDN) failed.

Action: Ensure that there are no firewalls between the local node and DNS. Ensure that there are no firewalls between DNS and the node on which 'cluvfy comp dns -server' was run. Ensure that Grid Naming Service subdomain delegation is set up correctly in DNS. Also, examine any error messages on the node on which 'cluvfy comp dns -server' was run.

PRVF-05826: The domain name "{0}" is not valid

Cause: The GNS domain name specified did not conform to the industry standard.

Action: A valid domain name starts with an alphabetic character and consists only of characters [A-Z], [a-z], [0-9], '.', '-'. Refer to the RFC-1035 standard for more information.

PRVF-05827: The response time for name lookup for name "{1}" exceeded {0} seconds.

Cause: The DNS response time for the indicated name exceeded the indicated time limit.

Action: On Linux and AIX ensure that 'options timeout', 'options attempts' and 'nameserver' entries in file resolv.conf are proper. On HP-UX these entries will be 'retrans', 'retry' and 'nameserver'. On Solaris these will be 'options retrans', 'options

retry' and 'nameserver'. On windows examine registry key 'HKEY_LOCAL_MACHINE\\System\\CurrentControlSet\\Services\\VxD\\MSTCP' for values 'BcastQueryTimeout' and 'MaxConnectRetries'.

PRVF-06001: Could not get required information about the interface "{0}"

Cause: Could not get interface information for the interface specified.

Action: Ensure that the interface is installed and online on the nodes in the cluster.

PRVF-06002: Unable to get information about interface "{0}" on the following nodes:

Cause: Could not get interface information for the interface specified on the nodes listed.

Action: Ensure that the interface is installed and online on the nodes specified.

PRVF-06003: Unable to get network information from node: {0}

Cause: Could not obtain any network interface information from the node specified.

Action: Verify state of network interface adapters on the specified node.

PRVF-06005: Could not find a fully connected subnet that covers all the nodes

Cause: Could not find a network interface adapter that exists in the same subnet on every node in the cluster .

Action: Ensure that the network interface adapters are installed and configured correctly on each node in the cluster.

PRVF-06006: unable to reach the IP addresses "{0}" from the local node

Cause: During a verification operation to check that the indicated IP addresses are reachable from the local node using the 'ping' command, the verification failed to reach any of the addresses specified. Either the addresses did not resolve correctly or the nodes were unreachable.

Action: Ensure that the indicated IP addresses are accessible with the 'ping' command. If the host names do not resolve correctly, ensure that the domain naming services cache has been purged using the command '/etc/rc.d/init.d/nscd restart' on Linux and UNIX machines and the command 'ipconfig /flushdns' on Windows operating system machines.

PRVF-06011: could not find any network interface on node "{0}"

Cause: Node connectivity checking determined that the indicated node did not have any network interface configured.

Action: Verify the operational status of the network interfaces on the indicated node, configure the network interfaces according to the documentation and retry the node connectivity check.

PRVF-06019: Interface subnet "{0}" does not have a gateway defined

Cause: Could not identify the gateway for the subnet identified.

Action: Define a gateway for the specified subnet.

PRVF-06020: Different MTU values used across network interfaces in subnet "{0}"

Cause: Different MTU values found for the network adapter used between cluster nodes across the specified subnet.

Action: Set the MTU value for that network adapter/subnet to be the same on each node in the cluster.

PRVF-06402: Core file name pattern is not same on all the nodes.

Cause: The core file name pattern is not same on all the nodes.

Action: Ensure that the mechanism for core file naming works consistently on all the nodes. Typically for Linux, the elements to look into are the contents of two files /proc/sys/kernel/core_pattern or /proc/sys/kernel/core_uses_pid. Refer OS vendor documentation for platforms AIX, HP-UX, and Solaris.

PRVF-06407: Core file name pattern can not be obtained from nodes "{0}".

Cause: Unable to execute commands on the nodes specified.

Action: Ensure the ability to communicate with, and execute commands on, nodes specified .

PRVF-07017: Package cvuqdisk not installed

Cause: The required cvuqdisk package to perform this operation was found missing.

Action: Ensure that the required version of cvuqdisk package is installed on all the nodes participating in the operation.

PRVF-07019: OCFS file system does not exist on location "{0}"

Cause: OCFS file system was not found on the specified location.

Action: Ensure that OCFS file system is correctly created on the specified location.

PRVF-07020: Cannot verify the shared state for device {0} due to Universally Unique Identifiers (UUIDs) not being found, or different values being found, for this device across nodes:

Cause: An attempt to retrieve devices' Universally Unique Identifier (UUID) failed, or UUID's do not match, on the nodes indicated.

Action: Ensure the devices' UUID can be obtained and that the UUID value matches across all the nodes indicated.

PRVF-07036: Mount options did not meet the requirements for this platform [Expected = "{0}"; Found = "{1}"]

Cause: The mount options found did not match the minimum set of mount options that must be used while mounting NFS volumes.

Action: Ensure that all of the required mount options are specified.

PRVF-07037: Reserve_policy setting prevents sharing of {0} on nodes:

Cause: The reserve_policy setting for the device is preventing the device from being shared on the nodes indicated.

Action: Change the reserve_policy setting for the device. See the chdev command for further details.

PRVF-07038: Reserve_lock setting prevents sharing of {0} on nodes:

Cause: The reserve_lock setting for the device is preventing the device from being shared on the nodes indicated.

Action: Change the reserve_lock setting for the device. See the chdev command for further details.

PRVF-07039: File system exists on location "{0}"

Cause: Existing file system found on the specified location.

Action: Ensure that the specified location does not have an existing file system.

PRVF-07501: Sufficient space is not available at location "{0}" on node "{1}"
[Required space = {2}; available space = {3}]

Cause: There was not enough free space at location specified.

Action: Free up additional space or select another location.

PRVF-07524: Kernel version is not consistent across all the nodes.

Cause: The operating system kernel versions do not match across cluster nodes.

Action: Update the kernel version where necessary to have all cluster nodes running the same kernel version.

PRVF-07530: Sufficient physical memory is not available on node "{0}" [Required physical memory = {1}]

Cause: Amount of physical memory (RAM) found does not meet minimum memory requirements.

Action: Add physical memory (RAM) to the node specified.

PRVF-07531: Physical memory check cannot be performed on node "{0}"

Cause: Could not perform check of physical memory on the node indicated.

Action: Ensure the ability to access the node specified and view memory information.

PRVF-07532: Package "{0}" is missing on node "{1}"

Cause: A required package is either not installed or, if the package is a kernel module, is not loaded on the specified node.

Action: Ensure that the required package is installed and available.

PRVF-07533: Proper version of package "{0}" is not found on node "{1}" [Required = "{2}" ; Found = "{3}"].

Cause: Package does not meet the requirement.

Action: Upgrade the package to meet the requirement.

PRVF-07534: Package check cannot be performed on node "{0}"

Cause: Package configuration could not be determined.

Action: Ensure that the package configuration is accessible.

PRVF-07535: Proper architecture is not found on node "{0}" [Expected = "{1}" ; Found = "{2}"]

Cause: System architecture does not meet the requirement.

Action: Ensure that the correct software bundle is being used.

PRVF-07536: Architecture check cannot be performed on node "{0}"

Cause: System architecture could not be determined.

Action: Ensure that the correct software bundle is being used.

PRVF-07537: User "{0}" does not exist on node "{1}"

Cause: The specified user does not exist on the specified node.

Action: Create the user on the specified node.

PRVF-07538: User existence check cannot be performed on node "{0}"

Cause: Attempt to check the existence of user on the specified node failed.

Action: Look at the accompanying error messages displayed and fix the problems indicated.

PRVF-07539: Group "{0}" does not exist on node "{1}"

Cause: The specified group does not exist on the specified node.

Action: Create the group on the specified node.

PRVF-07540: Group existence check cannot be performed on node "{0}"

Cause: Attempt to check the existence of group on the specified node failed.

Action: Look at the accompanying error messages displayed and fix the problems indicated.

PRVF-07542: Kernel version check cannot be performed on node "{0}"

Cause: Unable to execute commands on node specified.

Action: Ensure the ability to communicate with, and execute commands on, node specified .

PRVF-07543: OS Kernel parameter "{0}" does not have proper value on node "{1}" [Expected = "{2}" ; Found = "{3}"].

Cause: Kernel parameter value did not meet the requirement.

Action: Modify the kernel parameter value to meet the requirement and ensure that the corrected kernel parameter value takes effect before retrying this check.

PRVF-07544: Check cannot be performed for kernel parameter "{0}" on node "{1}"

Cause: Kernel parameter value could not be determined.

Action: Ensure that the correct software bundle is being used.

PRVF-07562: Sufficient available memory is not available on node "{0}" [Required available memory = {1}]

Cause: Amount of available memory (RAM) does not meet minimum memory requirements.

Action: Add physical memory (RAM) to the node specified, or free memory being used.

PRVF-07563: Available memory check cannot be performed on node "{0}"

Cause: Could not perform check of available memory on the node indicated.

Action: Ensure the ability to access the node specified and view memory information.

PRVF-07564: The runlevel found on node "{0}" did not match a supported runlevel. [Expected="{1}"; Found="{2}"]

Cause: The runlevel mode of operation for the computer operating system was found to be an unsupported runlevel on the node specified.

Action: Reboot the specified node with one of the correct runlevels indicated.

PRVF-07565: Could not perform the runlevel verification check on node "{0}"

Cause: Errors were encountered when trying to obtain the runlevel set on the system.

Action: Ensure that the command used to obtain the runlevel value 'who -r' can be run on the specified node and the file accessed by this command '/var/run/utmp' has read access for the current user.

PRVF-07566: User "{0}" does not belong to group "{1}" on node "{2}"

Cause: The specified user is not a member of the specified group on the specified node.

Action: Make the user a member of the group on the specified node.

PRVF-07567: Group "{0}" is not the primary group for user "{1}" on node "{2}"

Cause: The specified group is not the primary group for the specified user.

Action: Make the specified group as the primary group for the user.

PRVF-07568: Check cannot be performed for membership of user "{0}" with group "{1}" on node "{2}"

Cause: Attempt to check the group membership of the user on the specified node failed.

Action: Look at the accompanying error messages displayed and fix the problems indicated.

PRVF-07571: Process "{0}" not running on node "{1}"

Cause: Required process not running on the specified node.

Action: Ensure that the identified process can be started on the node .

PRVF-07572: Process running check cannot be performed on node "{0}"

Cause: Could not collect process information from the specified node.

Action: Ensure the access to node specified and ability to view process information.

PRVF-07573: Sufficient swap size is not available on node "{0}" [Required = {1} ; Found = {2}]

Cause: The swap size found does not meet the minimum requirement.

Action: Increase swap size to at least meet the minimum swap space requirement.

PRVF-07574: Swap size check cannot be performed on node "{0}"

Cause: Could not perform check of swap space on the node indicated.

Action: Ensure the ability to access the node specified and view swap space information.

PRVF-07575: Encountered an internal error. The range of reference data for verifying swap size has not been correctly defined

Cause: Swap size could not be determined based on the physical memory available.

Action: This is an internal error that should be reported to Oracle.

PRVF-07584: Multiple versions of package "{0}" found on node {1}: {2}

Cause: Multiple versions of the package were found when only one version was expected.

Action: Ensure that the specified package is installed correctly.

PRVF-07590: "{0}" is not running on node "{1}"

Cause: The process identified is not running on the specified node.

Action: Ensure that the identified process is started and running on the specified node. If it is one of the Clusterware daemons then you can use 'crsctl check' command to check status.

PRVF-07591: Daemon process check cannot be performed for process "{0}" on node "{1}"

Cause: An error was encountered while trying to determine if the identified process was running on the specified node.

Action: Ensure that the user has the ability to execute the command displayed.

PRVF-07592: Space availability check for location "{0}" cannot be performed on node "{1}"

Cause: Unable to determine amount of free space available for the specified location on the node identified.

Action: Ensure the ability to communicate with the specified node and the ability to access the location identified.

PRVF-07593: CRS is not found to be installed on node "{0}"

Cause: Could not identify CRS installation on the specified node.

Action: Ensure that CRS is installed on the specified node.

PRVF-07594: {0} is running but is not working effectively on node "{1}"

Cause: Could not communicate with the process specified on the node indicated.

Action: Verify state of CRS on the node indicated using the 'crsctl check' command.

PRVF-07595: CRS status check cannot be performed on node "{0}"

Cause: Could not verify the status of CRS on the node indicated using 'crsctl check'.

Action: Ensure the ability to communicate with the specified node. Make sure that Clusterware daemons are running using 'ps' command. Make sure that the Clusterware stack is up.

PRVF-07596: CSS is probably working with a non-clustered, local-only configuration on node "{0}"

Cause: Oracle CSS was found to be configured to run in a local-only (non-clustered) environment on the specified node.

Action: Ensure that cluster setup is correct and reconfigure Cluster Synchronization Services (CSS) as necessary on the nodes that are supposed to be executing in a clustered environment. See Oracle Cluster Synchronization Services documentation for further information.

PRVF-07597: Unable to obtain OCR integrity details from node "{0}"

Cause: OCR was not found to be in a healthy state on the node specified.

Action: Verify the state of OCR on the node specified using 'ocrcheck'.

PRVF-07610: Cannot verify user equivalence/reachability on existing cluster nodes

Cause: Attempts to verify user equivalence, or node reachability, failed for all the existing cluster nodes.

Action: Verify that all the cluster nodes have user equivalence and are reachable.

PRVF-07611: Proper user file creation mask (umask) for user "{0}" is not found on node "{1}" [Expected = "{2}" ; Found = "{3}"]

Cause: The user's OS file creation mask (umask) was not the required setting.

Action: Set appropriate user file creation mask. Modify the users .profile or .cshrc or .bashrc to include the required umask.

PRVF-07612: User file creation mask check cannot be performed for user "{0}" on node "{1}"

Cause: Attempt to check the file creation mask of user on the specified node failed.

Action: Look at the accompanying error messages displayed and fix the problems indicated.

PRVF-07615: Unable to obtain network interface list using the "{0}" tool from Oracle Clusterware home "{1}"

Cause: The Oracle Interface Configuration Tool (OIFCFG) executable did not return the network interface list.

Action: Ensure that the 'oifcfg getif' command returns the valid interface list.

PRVF-07617: Node connectivity between "{0}" and "{1}" failed

Cause: Node connectivity between the two interfaces identified (*node : IP addr*) could not be verified.

Action: Verify the interface configurations for the network interfaces identified on the nodes indicated using utilities like ipconfig or ping.

PRVF-07650: Remote execution files could not be copied to "{0}" on the following nodes:

Cause: An attempt to copy files to the directory specified failed.

Action: Make sure that the user running CVU has read and write permissions on directory specified or specify a different work area using CV_DESTLOC environment variable where user executing this check has write permission.

PRVF-07700: Path for fixup root directory is either null or is an empty string

Cause: Provided fixup root directory path is either null or an empty string.

Action: Provide appropriate and absolute path for fixup root directory.

PRVF-07701: Path "{0}" for fixup root directory is invalid. It must be specified as an absolute pathname

Cause: Fixup root directory was not specified as an absolute pathname.

Action: Respecify fixup root directory as an absolute pathname.

PRVF-07702: The path "{0}" for fixup root directory is not a valid directory

Cause: Fixup root directory path was not a valid directory.

Action: Respecify fixup root path as a valid directory where files can be created and executed from.

PRVF-07703: The fixup root directory "{0}" is not writeable

Cause: Directory identified is not writeable.

Action: Verify write access to directory specified.

PRVF-07704: The fixup root directory "{0}" cannot be created

Cause: Could not create fixup root directory specified.

Action: Ensure that write access exists for the path for the directory specified.

PRVF-07705: Directory "{0}" cannot be created

Cause: Could not create directory specified.

Action: Ensure that write access exists for the path for the directory specified.

PRVF-07706: File "{0}" cannot be created

Cause: Could not create file specified.

Action: Ensure that write access exists for file location.

PRVF-07709: File "{0}" cannot be copied to file "{1}" on node "{2}"

Cause: Could not copy the source file specified to the target file specified on the identified node.

Action: Ensure that the node identified and the target location for the file specified can be accessed.

PRVF-07710: Invalid path has been specified for fixup root directory

Cause: The path specified for the fixup root directory is not correct.

Action: Specify an absolute path for a directory that exists and is writeable by the user performing the verification.

PRVF-07720: Fixup cannot be generated for creating group "{0}" on node "{1}"

Cause: Attempt to generate fixup for group creation on the specified node failed.

Action: Look at the accompanying error messages displayed and fix the problems indicated.

PRVF-07721: Fixup cannot be generated for creating user "{0}" on node "{1}"

Cause: Attempt to generate fixup for user creation on the specified node failed.

Action: Look at the accompanying error messages displayed and fix the problems indicated.

PRVF-07722: Fixup cannot be generated for setting kernel param "{0}" on node "{1}"

Cause: Attempt to generate fixup for kernel param on the specified node failed.

Action: Look at the accompanying error messages displayed and fix the problems indicated.

PRVF-07723: Fixup cannot be generated for setting soft limit for resource "{0}" on node "{1}"

Cause: Attempt to generate fixup for resource soft limit on the specified node failed.

Action: Look at the accompanying error messages displayed and fix the problems indicated.

PRVF-07724: Fixup cannot be generated for setting hard limit for resource "{0}" on node "{1}"

Cause: Attempt to generate fixup for resource hard limit on the specified node failed.

Action: Look at the accompanying error messages displayed and fix the problems indicated.

PRVF-07725: Fixup cannot be generated for setting runlevel "{0}" on node "{1}"

Cause: Attempt to generate fixup for run level on the specified node failed.

Action: Look at the accompanying error messages displayed and fix the problems indicated.

PRVF-07726: Fixup cannot be generated for setting membership of user "{0}" with group "{1}" on node "{2}"

Cause: Attempt to generate fixup for group membership on the specified node failed.

Action: Look at the accompanying error messages displayed and fix the problems indicated.

PRVF-07728: Could not access or create trace file path "{0}". Trace information could not be collected

Cause: Trace file location could not be created, or is not writeable.

Action: Make sure user has write access to location specified, or specify a different location using the environmental variable CV_TRACELOC.

PRVF-07729: Fixup cannot be generated for user "{0}", group "{1}", on node "{2}" because the user is not defined locally on the node

Cause: Fixup for group membership could not be generated because user was not found to be locally defined on the specified node.

Action: The fixup will have to be done manually. The user could be a Network Information Service (NIS) or Lightweight Directory Access Protocol (LDAP) user. Based on where the user is defined use appropriate tools to modify the user account.

PRVF-07730: Fixup cannot be generated for user "{0}", group "{1}", on node "{2}" because the group is not defined locally on the node

Cause: Fixup for group membership could not be generated because the group was not found to be locally defined on the specified node.

Action: The fixup will have to be done manually. The group could be a Network Information Service (NIS) or Lightweight Directory Access Protocol (LDAP) user. Based on where the group is defined use appropriate tools to modify the user account.

PRVF-09041: String has bad format: "{0}"

Cause: A parsing exception has occurred, and the string displayed could not be parsed.

Action: This message should be part of one or more other messages. Please look at those messages and take appropriate action.

PRVF-09105: Linux RPM package version found to be lower than minimum required version of <"{0}"> on nodes:

Cause: Linux RPM package version found to be older than recommended version.

Action: Ensure that the Linux RPM package version installed on the system is version 4.4.2.3 or higher.

PRVF-09106: Linux RPM package version was lower than the expected value. [Expected = "{0}"; Found = "{1}"] on node "{2}"

Cause: Linux RPM package version found to be older than recommended version.

Action: Ensure that the Linux RPM package version installed on the system is version 4.4.2.3 or higher.

PRVF-09107: Could not retrieve the version of Linux RPM package on node:

Cause: An error occurred while running rpm command on system to determine the current version of Linux RPM package.

Action: Ensure that the Linux RPM package is correctly installed and is accessible to current user.

PRVF-09108: Could not retrieve the version of Linux RPM package on node "{0}"

Cause: An error occurred while running rpm command on system to determine the current version of Linux RPM package.

Action: Ensure that the Linux RPM package is correctly installed and is accessible to current user.

PRVF-09306: OCFS2 is not configured in runlevel 3,4 and 5 on all the nodes

Cause: Runlevel was not configured with levels 3,4 and 5 all being on.

Action: Check OCFS2 configuration and ensure the run levels indicated are on.

PRVF-09555: Current installation user "{0}" is not the owner "{1}" of the existing CRS installation

Cause: The current user was not found to be an owner of an existing CRS installation.

Action: Ensure that the user upgrading the CRS installation is an owner of the already existing installation.

PRVF-09556: Failed to get the CRS user name for an existing CRS installation

Cause: An attempt to obtain the Clusterware owner information from an existing CRS installation failed.

Action: Ensure that the user executing the CVU check has read permission for CRS or Oracle Restart home.

PRVF-09653: Command "{0}" to check CTSS status failed on all of the nodes

Cause: CVU attempts to execute the displayed command failed on all of the nodes.

Action: Examine the messages displayed for each node and take action as per those messages.

PRVF-09654: CTSS status check command "{0}" executed successfully on node "{1}", but there was a failure in retrieving the output of this command

Cause: Reason for failure to retrieve output could be due to improper execution.

Action: Try the command manually on the node to verify proper execution, and fix any issues arising out of this.

PRVF-09655: Query of CTSS for time offset and reference produced invalid output on node "{0}" \nOutput: "{1}"

Cause: Failure to correctly parse output could be due to improper execution.

Action: Try the command manually on the node to verify proper execution, and fix any issues arising out of this.

PRVF-09656: The CTSS command to query time offset and reference failed on node "{0}" with error message "{1}"

Cause: Reason for failure to retrieve output could have been be due to improper execution.

Action: Try the command manually on the node to verify proper execution, and fix any issues arising out of this.

PRVF-09657: The CTSS command "{0}" failed to execute correctly or failed to produce valid output on all of the nodes

Cause: Reason for failure could be due to improper execution.

Action: Look at the individual messages for each node and take action as per those messages.

PRVF-09659: The time offset of "{1}" on node "{0}" against reference node "{3}" is NOT within specified limit of "{2}" milliseconds

Cause: One of the clocks, either on the current node, or on the reference node has drifted beyond limits.

Action: Monitor the offset over a longer duration and verify if the offset reduces over this period and falls within the threshold limits. Oracle Time Synchronization Service does periodic adjustments of the clock to attempt to bring it within threshold limits. If the threshold does not fall within limits over a period of time possibly due to a large deviation or drift, it is recommended that the Oracle processes on this node be shutdown, and the clock be adjusted on the problematic node suitably. It is NOT recommended to set a clock backwards.

PRVF-09661: Time offset is greater than acceptable limit on node "{0}" [actual = "{1}", acceptable = "{2}"]

Cause: System clock has drifted from the clock on the reference node for the specified set of nodes.

Action: Look at the individual messages for each node and take action as per those messages.

PRVF-09664: CTSS is in an inconsistent state with some nodes in Observer state and some nodes in Active state. All nodes must be either in Observer state or in Active state. \nNodes with CTSS in Active state:"{0}"\nNodes with CTSS in Observer state:\n"{1}"

Cause: Some nodes may have NTP configured and some other nodes may not have NTP configured, resulting in an inconsistent state of CTSS.

Action: Stop Oracle CTSS service on all nodes and restart. Ensure that NTP is either configured on all nodes or not configured on any node.

PRVF-09665: Check of Clusterware install failed on some nodes. Clock Synchronization check will proceed with remaining nodes

Cause: A valid CRSHome was not found on one or more nodes. The messages displayed prior to this message indicate the list of nodes where a valid Clusterware install was not found.

Action: Specify the correct set of nodes that contain a valid Clusterware installation, or complete the Clusterware installation on those node(s) and repeat this CVU verification.

PRVF-09666: CTSS is in Observer state. Switching over to clock synchronization checks using NTP

Cause: All of the nodes queried for CTSS state indicate they are in Observer state. In the Observer state, CTSS is not performing active clock synchronization adjustments, but letting the underlying NTP handle this action.

Action: None. This is a normal state.

PRVF-09667: CTSS is in Observer state. Switching over to Windows-specific time synchronization checks

Cause: All of the nodes queried for CTSS state indicate they are in Observer state. In the Observer state, CTSS is not performing active clock synchronization adjustments, but letting the underlying Windows time synchronization mechanisms handle this action.

Action: Look at the results of the Windows time synchronization checks displayed following this message. If there are any errors reported, perform action suggested for those error messages.

PRVF-09668: Command "{0}" executed to retrieve CTSS resource status failed on all of the nodes

Cause: CVU attempts to execute the displayed command failed on all of the nodes.

Action: Examine the messages displayed for each node and take action as per those messages.

PRVF-09669: Failure to query CTSS resource on all nodes in the cluster

Cause: Attempt to query CTSS resource on all of the nodes in the cluster failed. Possibly because Clusterware may not be running on the nodes.

Action: Look at the specific error messages reported for each of the nodes and take action as per those messages.

PRVF-09670: Failure checking status of CTSS on node "{1}" using command "{0}"

Cause: CTSS may not OFFLINE, or may not be running, or the remote node may not be accessible.

Action: Try running in the indicated command directly on the specified node and ensure it is up and running, check that the remote node, and check user equivalence.

PRVF-09671: CTSS on node "{1}" is not in ONLINE state, when checked with command "{0}"

Cause: The CTSS daemon is not running on the node, it may have died or may have been stopped.

Action: Restart the CTSS daemon on the specified node.

PRVF-09672: All nodes for which CTSS state was checked failed the check: Nodes: "{0}"

Cause: CTSS is not in ONLINE state on any of nodes, possibly due to node accessibility, or being stopped.

Action: Look at the individual messages displayed for each node and perform the suggested action for those messages.

PRVF-09676: Clusterware is not installed on all nodes checked : "{0}"

Cause: A valid Clusterware installation was not found on these nodes.

Action: Make sure the correct nodes are being specified in this check, or make sure that Clusterware is fully installed on the nodes before running this check for those nodes.

PRVF-09691: Clock Synchronization check without Oracle Cluster Time Synchronization Service (CTSS) is not supported on this platform

Cause: The command line parameter, '-noctss', was specified on the command line which indicates that Clock Synchronization check should be performed without Oracle Cluster Time Synchronization Service (CTSS). This is not supported on this platform.

Action: Run the Clock Synchronization check without the '-noctss' flag.

PRVF-09692: CRS Active version is less than 11.2, performing NTP checks

Cause: CTSS is supported only from release 11.2 onwards. Therefore, the clocksync component check can only run NTP checks.

Action: None

PRVF-09695: Failed to determine operating system patch status on the node "{0}"

Cause: Operating system patch status could not be determined.

Action: Ensure that the operating system configuration is accessible.

PRVF-09800: An exception occurred while attempting to determine storage type for location "{0}"

Cause: The location indicated may not be available on the node, or may have insufficient permissions for access by the user running the CVU check.

Action: Make sure that the location is available on the node, and has the right permissions to allow the user running the CVU check to read its attributes.

PRVF-09801: The storage location "{0}" is not a device, and therefore invalid for running Udev permissions check

Cause: UDev permissions check are valid only for storage devices, and not valid for any kind of file system.

Action: Make sure that a valid storage device location is specified. If the location is derived from an ASM discovery string, make sure that the discovery string specified points to one or more storage devices, and not filesystems.

PRVF-09802: Attempt to get 'udev' information from node "{0}" failed

Cause: An attempt to read the 'udev' permission or rule file failed, or the permission or rule file did not contain any rules for the specified device or devices.

Action: Make sure that the 'udev' permission or rule directory is created, the 'udev' permission or rule file is available and accessible by the user running the check and that the permission or rule file contains the correct 'udev' rule for the device or devices being checked.

PRVF-09806: Failed to get storage attributes to compare udev attributes against, udev attributes check aborted

Cause: In order to compare Udev attributes for a given storage location, the expected storage attributes are required to compare against. There was a failure to get these attributes, possibly due to invalid or non-existing Clusterware installation.

Action: Make sure that a valid Clusterware install exists on the node.

PRVF-09807: Encountered an internal error. The range of reference data for verification of kernel param "{0}" has not been correctly defined for node "{1}"

Cause: No reference range defined to be used to calculate expected value.

Action: Define a reference range.

PRVF-09809: Proper OS Patch is not found on node "{0}" [Expected = "{1}" ; Found = "{2}"]

Cause: Required OS Patch is not applied.

Action: Apply the required OS Patch.

PRVF-09810: No prereq file defined

Cause: Prereq file was not set.

Action: Set prereq file.

PRVF-09811: Reference data is not available for release "{0}" on the operating system distribution "{1}"

Cause: No reference data was found for this operating system distribution.

Action: Consult the installation guide for the Oracle product and platform (for example, the Oracle Grid Infrastructure Installation Guide for Linux) for a list of supported operating system distributions.

PRVF-09903: Check of Clusterware install failed on some nodes. Oracle patch check will proceed with remaining nodes

Cause: A valid CRS home was not found on one or more nodes. The messages displayed prior to this message indicate the list of nodes where a valid Clusterware install was not found.

Action: Specify the correct set of nodes that contain a valid Clusterware installation, or complete the Clusterware installation on those node(s) and repeat this CVU verification.

PRVF-09905: Clusterware is not installed on the following nodes : "{0}"

Cause: A valid Clusterware installation was not found on these nodes.

Action: Make sure the correct nodes are being specified, and that the Clusterware is fully installed on the nodes before running this check for those nodes.

PRVF-09907: Failed to query patch information from OPatch inventory

Cause: The execution of opatch lsinventory command failed.

Action: Make sure that the install inventory is readable by the user.

PRVF-09908: Failed to query patch information from Oracle executable

Cause: Oracle executable could not be queried for patch information.

Action: Make sure that Oracle executable is present and is readable by the user running CVU.

PRVF-09909: Patch information from OPatch did not match patch information from Oracle executable

Cause: Bug information from OPatch inventory does not match patch information recorded with Oracle executable.

Action: Make sure that all patches are applied correctly, refer to the OPatch user guide for information on patch application. Make sure that Oracle executable is relinked, refer to the Oracle Administrator Guide for information on relinking executables.

PRVF-09910: Patch information is not consistent across nodes

Cause: Bug information from OPatch do not match between the nodes.

Action: Make sure that all patches are applied correctly on all nodes, refer to the OPatch user guide for information on patch application.

PRVF-09913: Patch information from OPatch did not match patch information from Oracle executable on the following nodes:

Cause: Bug information from OPatch inventory does not match patch information recorded with Oracle executable.

Action: Make sure that all patches are applied correctly, refer to the OPatch user guide for information on patch application. Make sure that Oracle executable is relinked, refer to the Oracle Administrator Guide for information on relinking executables.

PRVF-09914: bug list did not match across nodes for the following nodes

Cause: Bug information from OPatch do not match between the nodes.

Action: Make sure that all patches are applied correctly on all nodes, refer to the OPatch user guide for information on patch application.

PRVF-09990: Antivirus software is running

Cause: Antivirus software was detected to be running.

Action: Oracle recommends that the Antivirus software be disabled. Antivirus may introduce delays in processing that interfere with time-sensitive cluster operations.

PRVF-09991: Owner of device "{0}" did not match the expected owner. [Expected = "{1}"; Found = "{2}"] on nodes: {3}

Cause: Owner of the device listed was different than required owner.

Action: Change the owner of the device listed or specify a different device.

PRVF-09992: Group of device "{0}" did not match the expected group. [Expected = "{1}"; Found = "{2}"] on nodes: {3}

Cause: Group of the device listed was different than required group.

Action: Change the group of the device listed or specify a different device.

PRVF-09993: Permissions of device "{0}" did not match the expected permissions. [Expected = "{1}"; Found = "{2}"] on nodes: {3}

Cause: Permissions of the device listed was different than the required permissions.

Action: Change the permissions on the device listed or specify a different device.

PRVF-09994: Owner, group, permission information could not be obtained for device(s) "{0}" on node "{1}"

Cause: Owner, group and permission information could not be obtained for devices listed on the nodes listed.

Action: "Ensure that the correct devices were specified and that they are created on the indicated node. Make sure that the path exists and is accessible by the user.

PRVF-09995: Owner, group, permission information could not be obtained for all devices on node "{1}"

Cause: Owner, group and permission information could not be obtained for all devices on the node listed.

Action: Make sure that the node is up. Make sure that user equivalence exists on the node listed.

PRVF-09998: User "{0}" could not be verified as a domain user, domain "{1}" is either an invalid domain or can not be contacted

Cause: Current user could not be verified as domain user. The identified domain name was either an invalid domain name or the domain could not be contacted.

Action: Ensure that the Windows Domain Server is reachable; log in to the OS as a domain user.

PRVF-10002: Node "{0}" is not yet deleted from the Oracle inventory node list

Cause: The indicated node still exists in the list of nodes for the CRS home in the Oracle inventory.

Action: Use 'runInstaller -updateNodeList' to remove the indicated node from the CRS home node list.

PRVF-10014: Clusterware home "{0}" is located under Oracle base directory "{1}" on nodes "{2}"

Cause: Clusterware home directory was found to be located in a subdirectory of ORACLE_BASE.

Action: Choose a Clusterware home directory that is not a subdirectory of the ORACLE_BASE. After Clusterware installation the owner will be changed to root for all of the directories above Clusterware home.

PRVF-10015: Clusterware home "{0}" is located under Oracle base directory "{1}" on node "{2}"

Cause: Clusterware home directory was found to be located in a subdirectory of ORACLE_BASE.

Action: Choose a Clusterware home directory that is not a subdirectory of the ORACLE_BASE. After Clusterware installation the owner will be changed to root for all of the directories above Clusterware home.

PRVF-10016: Unable to check for the locations of Clusterware home and Oracle Base directory on nodes "{0}"

Cause: Clusterware home or Oracle Base is not accessible or do not exist.

Action: Ensure that Oracle Base and Clusterware home exist and are accessible.

PRVF-10017: Unable to check for the locations of Clusterware home and Oracle Base directory on node "{0}"

Cause: Clusterware home or Oracle Base is not accessible or do not exist.

Action: Ensure that Oracle Base and Clusterware home exist and are accessible.

PRVF-10018: Clusterware home "{0}" is located under Oracle base directory "{1}"

Cause: The Clusterware home directory was found to be a subdirectory of the Oracle base directory.

Action: Choose a Clusterware home directory that is not a subdirectory of the Oracle base directory. After Clusterware installation the owner will be changed to root for all of the directories above Clusterware home.

PRVF-10035: OCR location is not the same across the cluster nodes

Cause: More than one OCR location was found across the cluster nodes.

Action: Ensure that the OCR location is the same across the cluster nodes.

PRVF-10037: Failed to retrieve storage type for "{0}" on node "{1}"

Cause: The storage location specified may be non-existent or invalid or the user running the check may not have permissions to access the specified storage.

Action: Specify a valid existing location, and ensure that the user running the check has valid read permissions to this location.

PRVF-10038: Could not find any OCR Locations

Cause: OCR Locations were not passed to the check.

Action: Pass Oracle locations to the check.

PRVF-10105: ASMLib is not installed on the nodes:

Cause: The ASMLib installation file /etc/init.d/oracleasm was not found or could not be accessed on one or more nodes.

Action: Ensure that the ASMLib is correctly installed on all the nodes, or is not installed on any node.

PRVF-10106: ASMLib is not installed on the node "{0}"

Cause: The ASMLib installation file /etc/init.d/oracleasm was not found or could not be accessed on the indicated node.

Action: Ensure that the ASMLib is correctly installed on the specified node, or is not installed on any node.

PRVF-10107: Failed to retrieve ASMLib information on the nodes:

Cause: The check for ASMLib installation was unable to retrieve the required information on one or more nodes.

Action: Ensure that the ASMLib is correctly installed on all the nodes and that the user has the necessary access privileges.

PRVF-10108: Failed to retrieve ASMLib information on the node "{0}"

Cause: The check for ASMLib installation was unable to retrieve the required information on the indicated node.

Action: Ensure that the ASMLib is correctly installed on all the nodes and that the user has the necessary access privileges.

PRVF-10109: ASMLib is not configured correctly on the nodes:

Cause: ASMLib was found configured on some nodes, but not on the listed nodes.

Action: Ensure that the ASMLib is configured correctly and enabled on all the nodes, or is not configured on any node.

PRVF-10110: ASMLib is not configured correctly on the node "{0}"

Cause: ASMLib was found configured on some nodes, but not on the indicated node.

Action: Ensure that the ASMLib is configured correctly and enabled on all the nodes, or is not configured on any node.

PRVF-10111: ASMLib does not identify the disks "{0}" on the nodes:

Cause: ASMLib could not list all the disks on one or more nodes.

Action: Ensure that the ASMLib is configured correctly to list all the created disks, To refresh the list of disks execute "/etc/init.d/oracleasm scandisks".

PRVF-10112: ASMLib does not identify the disks "{0}" on the node "{1}"

Cause: ASMLib could not list all the disks on the indicated node.

Action: Ensure that the ASMLib is configured correctly to list all the created disks, To refresh the list of disks execute "/etc/init.d/oracleasm scandisks".

PRVF-10208: Following error occurred during the VIP subnet configuration check

Cause: An error occurred while performing the VIP subnet check.

Action: Look at the accompanying messages for details on the cause of failure.

PRVF-10209: VIPs "{0}" are active before Clusterware installation

Cause: Node VIPs were found to be active on the network before Clusterware installation.

Action: If you are upgrading an older release of Clusterware this is not an error. In case of new installation, make sure that the IP addresses to be configured as VIPs are currently unused.

PRVF-10210: VIPs "{0}" are not active after Clusterware installation

Cause: Node VIPs were found to be not active on the network after Clusterware installation.

Action: Please run the command 'srvctl start nodeapps' to bring up VIPs

PRVF-10211: Failed lookup of IP address for host "{0}"

Cause: An error occurred while trying to get IP address of the node VIP name.

Action: Run 'nslookup' on the name and make sure the name is resolved or add the node VIP name into OS hosts file.

PRVF-10304: IPMI device driver does not exist on nodes {0}

Cause: Open IPMI device driver is not installed on the nodes.

Action: Install Open IPMI device drivers.

PRVF-10306: Error occurred while retrieving IP address of IPMI device on nodes {0}

Cause: An internally-issued 'crsctl get css ipmiaddr' on the nodes failed.

Action: Configure IPMI device over LAN and run command 'crsctl set css ipmiaddr' command on the nodes to set the IP address.

PRVF-10307: IPMI IP address {0} on node {1} is not reachable

Cause: A timeout occurred while receiving IPMI ping response. Usually this results from having the wrong IP address.

Action: Run 'crsctl set css ipmiaddr' command to set the correct IP address.

PRVF-10308: Login to node {0} BMC device using stored credentials failed

Cause: An attempt to login to BMC on the node using username and password present in IPMI wallet failed.

Action: Run 'crsctl set css ipmiadmin' command to set correct credentials.

PRVF-10405: Path "{0}" is not suitable for usage as RAC database software for release "{1}"

Cause: The specified path is not found suitable for usage as RAC database software

Action: Ensure that you have selected a path that is suitable for the desired usage.

PRVF-10406: Path "{0}" is not suitable for usage as RAC database file for release "{1}"

Cause: The specified path is not found suitable for usage as RAC database file

Action: Ensure that you have selected a path that is suitable for the desired usage.

PRVF-10407: Path "{0}" is not suitable for usage as Oracle Clusterware storage for release "{1}"

Cause: The specified path is not found suitable for usage as Oracle Clusterware storage(OCR or Voting Disk).

Action: Ensure that you have selected a path that is suitable for the desired usage.

PRVF-10408: Path "{0}" is not suitable for usage as Single Instance database software for release "{1}"


Cause: The specified path is not found suitable for usage as Single Instance database software

Action: Ensure that you have selected a path that is suitable for the desired usage.

PRVF-10409: Path "{0}" is not suitable for usage as Single Instance database file for release "{1}"

Cause: The specified path is not found suitable for usage as Single Instance database file

Action: Ensure that you have selected a path that is suitable for the desired usage.



PRVG-00219 to PRVG-13609

PRVG-00219: Authorization error establishing connection to database "{0}" using user "{1}". Verification will be skipped for this database.

Cause: Authorization error occurred while establishing connection to the database using the specified user. This may be because the user does not exist, password is wrong, or user account is locked.

Action: Make sure that the specified user exists in the database, account is unlocked and the supplied password is correct.

PRVG-00221: Cannot launch browser to display the report. Check if the DISPLAY variable is set.

Cause: DISPLAY environment variable is not set

Action: set DISPLAY

PRVG-00222: Error establishing connection to database "{0}" using user "{1}". Verification will be skipped for this database.

Cause: Error occurred while establishing connection with the database using the specified user.

Action: Examine the accompanying error message for details.

PRVG-00258: Baseline collection for database "{0}" failed.

Cause: An error occurred while collecting baseline for the database.

Action: Examine the accompanying messages for details on the cause of failure.

PRVG-00277: Specified ASM disk group name is null or an empty string

Cause: Internal error.

Action: Contact Oracle Support Services.

PRVG-00278: ASM disk group name cannot contain wildcards

Cause: Internal error.

Action: Contact Oracle Support Services.

PRVG-00279: Specified ASM disk group list is null or empty.

Cause: Internal error.

Action: Contact Oracle Support Services.

PRVG-00280: The group "{0}" is defined locally with group ID "{1}" on node "{2}" which differs from the group ID "{3}" defined on the NIS or LDAP database for the same group.

Cause: The indicated group was duplicated on the indicated node with a different group ID than the group ID available on the NIS or LDAP database.

Action: Ensure that the group definition in file /etc/group on the indicated node does not define the group with different group ID.

PRVG-00281: Failed to retrieve the current effective group.

Cause: An attempt to retrieve the current effective group failed.

Action: Examine the accompanying messages for details of the cause of the failure.

PRVG-00282: failed to retrieve the operating system distribution ID

Cause: An attempt to retrieve the operating system distribution ID on the indicated node failed. The accompanying messages provide further detail.

Action: Examine the accompanying error messages, resolve issues identified and retry.

PRVG-00286: Reference data is not available for release "{0}" on the current operating system distribution "{1}". Using earlier operating system distribution "{2}" reference data.

Cause: No reference data was found for the current operating system distribution.

Action: Consult the installation guide for the Oracle product and operating system (for example, the Oracle Grid Infrastructure Installation Guide for Linux) for a list of supported operating system distributions.

PRVG-00329: Failed to check "{0}" port availability for port number "{1}" on nodes "{2}"

Cause: An attempt to check port availability of an indicated port failed on the identified nodes.

Action: Ensure that the nodes are reachable and the user running this command has required privileges on the nodes identified.

PRVG-00330: "{0}" port number "{1}" required for component "{2}" is already in use on nodes "{3}"

Cause: Indicated IP port was found to be in use on the identified nodes.

Action: Stop any applications listening on the indicated port on the identified nodes.

PRVG-00341: Failed to retrieve the current login shell from nodes "{0}"

Cause: An attempt to retrieve the current login shell from indicated nodes failed.

Action: Ensure that the required login shell settings for current user are correct on the indicated nodes.

PRVG-00360: Location "{0}" file system is not NFS

Cause: An existing file system other than NFS was found on the specified location.

Action: Ensure that the specified location has either an NFS file system or no file system.

PRVG-00361: Incorrect NFS mount options "{0}" used for "{1}":"{2}" mounted on: "{3}"

Cause: An incorrect NFS mount option was found being used for the intended use of the NFS file system mount.

Action: Ensure that the file system is mounted with the correct options, Refer the Grid Infrastructure Installation Guide for detailed information on NFS mount options requirement.

PRVG-00362: DNFS file system is not enabled on node "{0}".

Cause: The DNFS file system was not enabled on the indicated node.

Action: Ensure that the DNFS file system is enabled on the indicated node. The DNFS file system can be enabled by running the commands 'cd \$ORACLE_HOME/rdbms/lib' and 'make -f ins_rdbms.mk dnfs_on'.

PRVG-00363: DNFS file system is not supported for the Oracle database version "{0}".

Cause: The Oracle database version was less than the supported version Oracle 11g.

Action: Ensure that the Oracle database installed is either Oracle 11g or later.

PRVG-00364: Failed to check whether DNFS file system is enabled on node "{0}".

Cause: An error occurred while checking whether DNFS file system is enabled on the indicated node.

Action: Look at the accompanying messages for details on the cause of failure.

PRVG-00365: Disk "{0}" is offline on nodes "{1}".

Cause: The check to ensure that the specified disk is shared across nodes failed because the indicated disk was offline.

Action: Ensure that the disk is online. Refer to <http://technet.microsoft.com/en-us/library/cc732026.aspx> for more information on how to bring the disks online.

PRVG-00439: Hard limit check for maximum open file descriptors failed on node "{0}".

Cause: The Cluster Verification Utility could not determine the hard limit for the maximum open file descriptors on the indicated node.

Action: Ensure that the resource limit configuration is accessible on all the nodes and retry the check.

PRVG-00440: Hard limit check for maximum user processes failed on node "{0}".

Cause: The Cluster Verification Utility could not determine the hard limit for the maximum user processes on the indicated node.

Action: Ensure that the resource limit configuration is accessible on all the nodes and retry the check.

PRVG-00441: Hard limit check for maximum stack size failed on node "{0}".

Cause: The Cluster Verification Utility could not determine the hard limit for the maximum stack size on the indicated node.

Action: Ensure that the resource limit configuration is accessible on all the nodes and retry the check.

PRVG-00442: Soft limit check for maximum open file descriptors failed on node "{0}".

Cause: The Cluster Verification Utility could not determine the soft limit for the maximum open file descriptors on the indicated node.

Action: Ensure that the resource limit configuration is accessible on all the nodes and retry the check.

PRVG-00443: Soft limit check for maximum user processes failed on node "{0}".

Cause: The Cluster Verification Utility could not determine the soft limit for the maximum user processes on the indicated node.

Action: Ensure that the resource limit configuration is accessible on all the nodes and retry the check.

PRVG-00444: Soft limit check for maximum stack size failed on node "{0}".

Cause: The Cluster Verification Utility could not determine the soft limit for the maximum stack size on the indicated node.

Action: Ensure that the resource limit configuration is accessible on all the nodes and retry the check.

PRVG-00445: Proper soft limit for maximum open file descriptors was not found on node "{0}" [Expected {1} ; Found = "{2}"].

Cause: The Cluster Verification Utility determined that the setting for the indicated soft limit did not meet Oracle's recommendations for proper operation on the indicated nodes.

Action: Modify the resource limits to meet the requirement and take operating system specific measures to ensure that the corrected value takes effect for the current user before retrying this check.

PRVG-00446: Proper hard limit for maximum open file descriptors was not found on node "{0}" [Expected {1} ; Found = "{2}"].

Cause: The Cluster Verification Utility determined that the setting for the indicated hard limit did not meet Oracle's recommendations for proper operation on the indicated nodes.

Action: Modify the resource limits to meet the requirement and take operating system specific measures to ensure that the corrected value takes effect for the current user before retrying this check.

PRVG-00447: Proper soft limit for maximum user processes was not found on node "{0}" [Expected {1} ; Found = "{2}"].

Cause: The Cluster Verification Utility determined that the setting for the indicated soft limit did not meet Oracle's recommendations for proper operation on the indicated nodes.

Action: Modify the resource limits to meet the requirement and take operating system specific measures to ensure that the corrected value takes effect for the current user before retrying this check.

PRVG-00448: Proper hard limit for maximum user processes was not found on node "{0}" [Expected {1} ; Found = "{2}"].

Cause: The Cluster Verification Utility determined that the setting for the indicated hard limit did not meet Oracle's recommendations for proper operation on the indicated nodes.

Action: Modify the resource limits to meet the requirement and take operating system specific measures to ensure that the corrected value takes effect for the current user before retrying this check.

PRVG-00449: Proper soft limit for maximum stack size was not found on node "{0}" [Expected {1} ; Found = "{2}"].

Cause: The Cluster Verification Utility determined that the setting for the indicated soft limit did not meet Oracle's recommendations for proper operation on the indicated nodes.

Action: Modify the resource limits to meet the requirement and take operating system specific measures to ensure that the corrected value takes effect for the current user before retrying this check.

PRVG-00450: Proper hard limit for maximum stack size was not found on node "{0}" [Expected {1} ; Found = "{2}"].

Cause: The Cluster Verification Utility determined that the setting for the indicated hard limit did not meet Oracle's recommendations for proper operation on the indicated nodes.

Action: Modify the resource limits to meet the requirement and take operating system specific measures to ensure that the corrected value takes effect for the current user before retrying this check.

PRVG-00540: An incorrect value was specified for "{0}"

Cause: Incorrect value was specified for the identified command line option.

Action: Ensure that the correct value is specified for the identified command line option.

PRVG-00550: Failed to retrieve the value of an OCR key "{0}"

Cause: An attempt to read the specified OCR key from the local node failed.

Action: Ensure that current user has required privileges to access 'ocrdump'.

PRVG-00551: The OCR key "{0}" was not found in OCR

Cause: Could not find the specified OCR key in OCR.

Action: Ensure that current user has required privileges to access 'ocrdump'.

PRVG-00601: The current source software is already version "{0}"

Cause: Verification of pre-upgrade conditions determined that the software is already at the specified upgrade version.

Action: Ensure that the correct '-dest_version' was specified.

PRVG-00602: Failed to retrieve database version of database home "{0}"

Cause: An error occurred while retrieving database version of the database home.

Action: Look at the accompanying messages for details on the cause of failure.

PRVG-00700: Invalid target hub size

Cause: An invalid target hub size was specified

Action: Specify a valid target hub size

PRVG-00710: CRS stack must be running on the local node for performing rolling upgrade.

Cause: CRS stack is not running on the local node.

Action: Start the stack on the local node.

PRVG-00712: Cannot upgrade: Oracle Clusterware stack not running on this node.

Cause: An upgrade was requested on a node where the CRS stack was not running.

Action: Start the stack on the local node using the command 'crsctl start crs'.

PRVG-00713: Cannot upgrade: Oracle Clusterware stack not running on the local node, but the Oracle Clusterware stack was found running on nodes "{0}".

Cause: An upgrade was requested with Oracle Clusterware stack not running on the local node but one or more remote node had the stack up.

Action: Start the stack on the local node using the command 'crsctl start crs'.

PRVG-00714: Oracle Clusterware stack is not running on the local node. It is recommended that the upgrade be performed with the Oracle Clusterware stack running.

Cause: An upgrade was requested on a node with Oracle Clusterware stack not running.

Action: Start the stack on the local node using the command 'crsctl start crs'.

PRVG-00801: invalid internal command tags

Cause: An attempt to parse an internal command results failed because either incorrect tags were present in the output or expected tags were missing in the output. This is an internal error.

Action: Contact Oracle Support Services.

PRVG-00802: Storage type for path "{0}" could not be determined on node "{1}".

Cause: An error occurred while attempting to determine the storage type of the indicated path. Accompanying messages provide further details.

Action: Resolve the issues described in any accompanying messages and retry.

PRVG-00803: Storage type for path "{0}" is inconsistent across the nodes.

Cause: The sharability check for the storage at the indicated path failed because the associated storage type was not consistent across all cluster nodes. The varying storage types were as indicated following the message.

Action: Make sure that all nodes of the cluster have same storage type for the specified path.

PRVG-00805: Signature for storage path "{0}" could not be determined on node "{1}".

Cause: An error occurred while attempting to determine the storage signature of the indicated path. Accompanying messages provide further details.

Action: Resolve the issues described in any accompanying messages and retry.

PRVG-00806: Signature for storage path "{0}" is inconsistent across the nodes.

Cause: The sharability check for the storage at the indicated path failed because the associated storage signature was not consistent across all cluster nodes. The varying signatures were as indicated following the message.

Action: Make sure that all nodes of the cluster have same storage signature for the specified path.

PRVG-00808: Incorrect NFS mount options "{0}" are used for file system "{1}" mount on path "{2}" at node "{3}".

Cause: The file system was found mounted with one or more mount options which were not appropriate for the intended use of the NFS file system mount.

Action: Ensure that the file system is mounted with the correct options, Refer the Grid Infrastructure Installation Guide for detailed information on NFS mount options requirement.

PRVG-00809: Mount options for file system "{0}" mounted on path "{1}" at node "{2}" did not meet the requirements for this platform [Expected = "{3}" ; Found = "{4}"]

Cause: The mount options found for the indicated file system as displayed in the message did not match the minimum set of mount options (shown in message) that must be used while mounting NFS volumes.

Action: Ensure that all of the required mount options are specified.

PRVG-00810: File system details for storage path "{0}" could not be determined on node "{1}"

Cause: There was an error in determining details of file system at the indicated path.

Action: Resolve the issues described in any accompanying messages and retry.

PRVG-00811: Discovery for storage of type "{0}" could not be performed on node "{1}".

Cause: An error occurred while attempting to discover the storage of the indicated type. Accompanying messages provide further details.

Action: Resolve the issues described in any accompanying messages and retry.

PRVG-00812: failed to get the list of vendor cluster nodes

Cause: An error occurred while attempting to get the list of nodes of vendor cluster. Accompanying messages provide further details.

Action: Resolve the issues described in any accompanying messages and retry.

PRVG-00813: Node "{0}" is not recognized by the vendor clusterware.

Cause: The indicated node was not recognized by the vendor clusterware.

Action: Ensure that the indicated node is recognized by the vendor clusterware.

PRVG-00814: failed to get the volume groups on node "{0}"

Cause: An error occurred while attempting to get the volume groups on the indicated node. Accompanying messages provide further details.

Action: Resolve the issues described in any accompanying messages and retry.

PRVG-00815: failed to find a volume group with signature "{0}" on node "{1}"

Cause: An error occurred while attempting to find a volume group with a specific signature on the indicated node.

Action: Resolve the issues described in any accompanying messages and retry.

PRVG-00816: The 'reserve_lock' setting prevents sharing of device "{0}" on node "{1}".

Cause: The reserve_lock setting for the device was preventing the device from being shared on the node indicated.

Action: Change the reserve_lock setting for the device. See the chdev command for further details.

PRVG-00817: The 'reserve_policy' setting prevents sharing of device "{0}" on node "{1}".

Cause: The reserve_policy setting for the device was preventing the device from being shared on the node indicated.

Action: Change the reserve_policy setting for the device. See the chdev command for further details.

PRVG-00818: Disk "{0}" was offline on node "{1}".

Cause: The check to ensure that the specified disk is shared across nodes failed because the indicated disk was offline on the indicated node.

Action: Ensure that the disk is online. Refer to <http://technet.microsoft.com/en-us/library/cc732026.aspx> for more information on how to bring the disks online.

PRVG-00819: The details of storage "{0}" could not be obtained on node "{1}".

Cause: An error occurred while attempting to get the details of the indicated storage. Accompanying messages provide further details.

Action: Resolve the issues described in any accompanying messages and retry.

PRVG-00820: The amount of free space could not be determined for storage "{0}" on node "{1}".

Cause: An error occurred while attempting to get the free space on the indicated storage on the indicated node. Accompanying messages provide further details.

Action: Resolve the issues described in any accompanying messages and retry.

PRVG-00821: The amount of free space could not be determined for ASM disk group "{0}".

Cause: An error occurred while attempting to get the free space on the indicated ASM disk group. Accompanying messages provide further details.

Action: Resolve the issues described in any accompanying messages and retry.

PRVG-00822: The specified database file location "{0}" did not have read and write access for user "{1}" on node "{2}". Actual octal permissions are "{3}".

Cause: The database file location did not have read and write permissions for the indicated user on the indicated node.

Action: If the indicated user intends to be the Oracle installation owner, ensure that the user has read and write access to the database file location.

PRVG-00825: Incorrect NFS mount options "{0}" found for the quorum disk "{1}" mounted on path "{2}" at node "{3}".

Cause: The quorum disk was found mounted with one or more mount options which were not appropriate.

Action: Ensure that the quorum disk is soft mounted with the correct options.

PRVG-00826: No entry was found in the password database for the user name corresponding to the user-ID "{0}" for file "{1}" on node "{2}"

Cause: An attempt to get the user name for the indicated file on the indicated node failed because no entry was found in the password database for the indicated user-id.

Action: Add the user to the system using the 'adduser' command, and then retry the operation."

PRVG-00827: No entry was found in the group database for the group name corresponding to the group-ID "{0}" for file "{1}" on node "{2}"

Cause: An attempt to get the group name for the indicated file on the indicated node failed because no entry was found in the group database for the indicated group-id.

Action: Add the group to the system using the 'groupadd' command, and then retry the operation."

PRVG-00830: Path "{0}" does not exist on nodes "{1}". Storage type for longest existing parent path "{2}" was found as "{3}" on nodes "{1}".

Cause: The sharability check for the storage at the indicated path failed because of the inconsistency described. In particular, the indicated path does not exist on the indicated nodes. Storage of the indicated type did exist at the indicated parent on the nodes shown.

Action: Ensure that the indicated path exists on the indicated nodes and the storage type of the path is consistent across all the nodes.

PRVG-01001: Insufficient number of arguments while executing "{0}"

Cause: An attempt was made to execute the specified script with insufficient number of arguments.

Action: This is an internal error. Contact Oracle Support Services.

PRVG-01002: Command "{0}" to obtain SCAN configuration failed

Cause: An attempt to execute the displayed command failed.

Action: This is an internal error. Contact Oracle Support Services.

PRVG-01003: Command "{0}" to check if OCR locations are on shared storage failed

Cause: An attempt to execute the displayed command failed.

Action: This is an internal error. Contact Oracle Support Services.

PRVG-01004: Command "{0}" to obtain GNS domain and GNS-VIP configuration failed

Cause: An attempt to execute the displayed command failed.

Action: This is an internal error. Contact Oracle Support Services.

PRVG-01005: Command "{0}" to obtain GNS and GNS-VIP status failed

Cause: An attempt to execute the displayed command failed.

Action: This is an internal error. Contact Oracle Support Services.

PRVG-01006: Command "{0}" to check if ASM instance is running failed

Cause: An attempt to execute the displayed command failed.

Action: This is an internal error. Contact Oracle Support Services.

PRVG-01007: Command "{0}" to get ASM disk groups configured on local node failed

Cause: An attempt to execute the displayed command failed.

Action: This is an internal error. Contact Oracle Support Services.

PRVG-01008: ASM status could not be verified on nodes "{0}"

Cause: An attempt to verify whether ASM was running on the specified nodes failed.

Action: Look at the error messages that accompany this message.

PRVG-01009: Command "{0}" to obtain SCAN name failed

Cause: An attempt to execute the displayed command failed.

Action: This is an internal error. Contact Oracle Support Services.

PRVG-01010: Command "{0}" to obtain configuration of network resource for network number {1} failed

Cause: An attempt to execute the displayed command failed.

Action: This is an internal error. Contact Oracle Support Services.

PRVG-01011: The CRS software versions found on cluster nodes "{0}" and "{1}" do not match

Cause: The CRS software version found on the two nodes indicated do not match, or the CRS software version could not be obtained from one of the nodes indicated.

Action: Make sure the existing cluster nodes have the same CRS software version installed before trying to add another node to the cluster.

PRVG-01012: The shared state of the CRS home path "{0}" on nodes to be added does not match the shared state on existing cluster nodes

Cause: The CRS home IS shared on the existing cluster and NOT shared on the nodes to be added, or the CRS home is NOT shared on the existing cluster nodes and IS shared on the nodes to be added.

Action: The CRS home must be shared by all nodes or by none.

PRVG-01013: The path "{0}" does not exist or cannot be created on the nodes to be added

Cause: The path does not exist on the nodes being added and the parent path is not writable.

Action: Ensure that the path identified either exists or can be created.

PRVG-01015: Time server "{0}" has time offsets that are not within permissible limit "{1}" on nodes "{2}".

Cause: Offsets on the identified nodes in the cluster were not within limits for specified Time Server.

Action: Ensure that the offsets for specified time server are within limits on each node of the cluster.

PRVG-01016: The Oracle Clusterware configuration check is not valid in an environment in which Oracle Clusterware is not configured

Cause: A check valid only for an environment with Oracle Clustware was attempted.

Action: Ensure that the Clusterware has been correctly installed and configured before attempting the check.

PRVG-01017: NTP configuration file "{0}" is present on nodes "{1}" on which NTP daemon or service was not running

Cause: The indicated NTP configuration file was found on the indicated nodes where the NTP daemon or service was not running.

Action: The NTP configuration files must be removed from all nodes of the cluster.

PRVG-01018: NTP daemon or service "{0}" was running on nodes "{1}" on which an NTP configuration file was not found

Cause: The indicated NTP daemon or service was running on the indicated nodes on which no NTP configuration file was found.

Action: NTP service must be uninstalled on all nodes of the cluster and all configuration files must be removed.

PRVG-01019: The NTP configuration file "{0}" does not exist on nodes "{1}"

Cause: The configuration file specified was not available or was inaccessible on the specified nodes.

Action: To use NTP for time synchronization, create this file and set up its configuration as described in your vendor's NTP document. To use CTSS for time synchronization the NTP configuration should be uninstalled on all nodes of the cluster. Refer to section "Preparing Your Cluster" of the book "Oracle Database 2 Day + Real Application Clusters Guide".

PRVG-01020: Check for NTP configuration file "{0}" could not be performed on nodes "{1}"

Cause: Check of existence of NTP configuration file failed as its existence could not be determined.

Action: Look at the accompanying error messages and respond accordingly.

PRVG-01021: NTP configuration file "{0}" found on nodes "{1}"

Cause: During an add node operation a NTP configuration file was found on the new node being added, but it was missing from existing cluster nodes.

Action: To use NTP for time synchronization, create this file and set up its configuration as described in your vendor's NTP document on all nodes of the cluster. If you plan to use CTSS for time synchronization then NTP configuration should be uninstalled on all nodes of the cluster. Refer to section "Preparing Your Cluster" of the book "Oracle Database 2 Day + Real Application Clusters Guide".

PRVG-01024: The NTP daemon or Service was not running on any of the cluster nodes.

Cause: The NTP daemon was not running on any of the cluster nodes.

Action: Look at the accompanying error messages and respond accordingly.

PRVG-01025: Validation of the state of the GNS server failed.

Cause: Proper functioning of the Grid Naming Service (GNS) server cluster could not be validated using client data file for the GNS client cluster. It is possible that GNS is not up, or the DNS domain is not delegated to the GNS server cluster.

Action: Examine the accompanying error messages and respond accordingly to ensure that GNS is up on the GNS server cluster and that the domain delegation is operating correctly. The integrity of GNS can be validated by executing the command 'cluvfy comp gns -postcrsinst' on the GNS server cluster. For a verification of the correct subdomain delegation, use 'cluvfy comp dns' in the server cluster.

PRVG-01026: Node "{0}" is a member of cluster "{1}".

Cause: The cluster name returned from the execution of olsnodes on the node specified does not match the cluster name from the execution of olsnodes on the local node. The node indicated in the message could not be added to this cluster because it was already a member of the indicated cluster.

Action: Ensure that the node being added is not part of another cluster before attempting to add the node to this cluster.

PRVG-01027: The Oracle Grid Naming Service (GNS) "{0}" did not respond at IP address "{1}".

Cause: The GNS server did not respond to a query sent to the indicated IP address.

Action: Ensure that the GNS daemon is running on the GNS server cluster using the 'srvctl config gns' command. The integrity of GNS can be validated by executing the command 'cluvfy comp gns -postcrsinst' on the GNS server cluster.

PRVG-01029: NTP daemon "{0}" was running on nodes "{1}" but PID file "{2}" was missing.

Cause: While performing prerequisite checks, Cluster Verification Utility (CVU) found that the indicated network time protocol (NTP) daemon was running on the specified nodes, but the daemon had not been started with the PID file command line option. In the absence of the indicated PID file, if the installation proceeds, the Cluster Time Synchronization Services (CTSS) will be started in active mode and there will be two different time synchronization mechanisms running at the same time on the specified nodes.

Action: To use NTP for time synchronization, start the daemon with the PID file command line option and set up its configuration as described in the vendor's NTP document on all nodes of the cluster. Ensure that the PID file specified on the

command line matches the PID file indicated in the message. To use CTSS for time synchronization, deconfigure NTP on all nodes of the cluster. Refer to Oracle database documentation for more information.

PRVG-01030: Command "{0}" to get ASM home failed

Cause: An attempt to execute the displayed command failed.

Action: This is an internal error. Contact Oracle Support Services.

PRVG-01031: Command "{0}" executed to get ASM SID failed

Cause: An attempt to execute the displayed command failed.

Action: This is an internal error. Contact Oracle Support Services.

PRVG-01032: slewing option "{0}" not found on the NTP daemon command line on nodes "{1}"

Cause: The specified slewing option was not found on the command line of the network time protocol (NTP) daemon on the specified nodes.

Action: Shut down and restart the NTP daemon with the slewing option set. In each case, add '-x' to the network time protocol daemon command line options. For Linux, edit '/etc/sysconfig/ntpd'. For SUSE Linux, edit '/etc/sysconfig/ntp' and add '-x' to the OPTIONS variable. For AIX, edit '/etc/rc.tcpip'. For HP-UX edit '/etc/rc.config.d/netdaemons'. For Solaris release 10 or earlier, edit '/etc/inet/ntp.conf'. For Solaris release 11, set the 'slew_always' property by running the command '/usr/sbin/svccfg -s svc:/network/ntp:default setprop config/slew_always = true' as root user and refresh the service by running the command 'svcadm refresh svc:/network/ntp:default'.

PRVG-01033: Inspection of the NTP daemon command line arguments for slewing option "{0}" could not be performed on nodes "{1}".

Cause: An attempt to obtain the command line of the network time protocol (NTP) daemon process running on the specified nodes failed.

Action: Ensure that the specified nodes are accessible. Make sure that the NTP daemon is running on the specified nodes. Examine any accompanying error messages.

PRVG-01036: NTP daemon boot time configuration file "{0}" does not have slewing option "{1}" set on nodes "{2}".

Cause: The network time protocol (NTP) daemon boot time configuration on the specified nodes did not have the specified slewing option set.

Action: Ensure that the slewing option is set in the configuration file on the nodes specified. For more information on the NTP daemon slewing option, refer to NTP daemon manual pages.

PRVG-01037: NTP daemon boot time configuration file "{0}" could not be inspected for slewing option "{1}" on nodes "{2}".

Cause: An attempt to obtain the network time protocol (NTP) daemon boot time configuration file to check if specified slewing option is set failed on the nodes specified.

Action: Ensure that the user running this check has access to the configuration file specified. Examine any accompanying error messages.

PRVG-01040: Command "{0}" to list current Solaris zone failed to run on node "{1}".

Cause: An attempt to run the indicated command to list the current Solaris zone failed and did not produce any output.

Action: Ensure that the user running this check can run this command on the desired node.

PRVG-01041: The command "{0}" to list current Solaris zone did not run successfully on node "{1}". The command exited with status "{2}" and the output was: "{3}".

Cause: An attempt to run the indicated command to list the current Solaris zone failed.

Action: Fix any errors indicated by the command and ensure that the user running this check can run this command on the desired node.

PRVG-01042: Command "{0}" to get current zone name failed to run on node "{1}".

Cause: An attempt to run the indicated command to get the current Solaris zone name failed to run on the indicated node and did not produce any output.

Action: Ensure that the user running this check can run the specified command on the node specified.

PRVG-01043: The command "{0}" to get current zone name did not run successfully on node "{1}". The command exited with status "{2}" and the output was: "{3}".

Cause: An attempt to run the indicated command to get the current Solaris zone name failed.

Action: Fix any errors indicated by the command and ensure that the user running this check can run this command on the desired node.

PRVG-01046: NTP service is not disabled on nodes "{0}".

Cause: An attempt to verify that the network time protocol (NTP) service has been disabled on all nodes found that the service was still enabled on the indicated nodes.

Action: The NTP daemon should be disabled on all Solaris non-global zone nodes and enabled in the global zone. Ensure that the NTP service has been disabled on the indicated nodes by running the command 'svcadm disable ntp'.

PRVG-01047: failed to verify that NTP service has been disabled on nodes "{0}"

Cause: An attempt to verify that the network time protocol (NTP) service had been disabled failed for the indicated nodes.

Action: NTP daemon should be disabled on all Solaris non-global zone nodes and enabled in the global zone. Examine any accompanying error messages, address the reported issues and reissue the command 'svcadm disable ntp'.

PRVG-01050: Voting disk locations with the voting disk identification numbers "{0}" are offline.

Cause: Voting disk locations were found to be offline.

Action: Voting disk must be brought online or should be removed from the configuration by executing 'crsctl delete css votedisk *vdiskGUID* [...]'.

PRVG-01051: The Oracle Clusterware stack is not running on any hub node.

Cause: The Oracle Clusterware stack is not running on any hub node.

Action: Start the Oracle Clusterware stack on at least one hub node.

PRVG-01052: unable to validate device attributes for device "{0}" because keywords "{1}" was used in its UDEV rule

Cause: Device validation for the indicated device could not be completed properly because the indicated keywords were found in the UDEV rule matching that device.

The message does not indicate an error in the rule, but a limitation in the validation algorithm. Possibly the rule was correct.

Action: To complete validation, modify the rule to identify the device being checked without the use of the identified keywords, or do nothing, as the rule might have been correct as stated.

PRVG-01060: Failed to retrieve the network interface classification information from an existing CRS home at path "{0}" on the local node

Cause: An attempt to obtain the network interface classification information by running 'oifcfg getif' from an existing CRS home failed on the local node.

Action: Ensure that the user executing the CVU check has read permission for the indicated CRS or Oracle Restart home and that the indicated CRS home path is not left over due to partial clean-up of any previous CRS installation attempts.

PRVG-01062: Leaf Nodes were specified without specifying Grid Naming Service (GNS) Virtual IP address (VIP).

Cause: Leaf Nodes were specified without specifying GNS-VIP. Leaf Nodes require GNS VIP, but do not require GNS subdomain.

Action: If the command line 'cluvfy stage -pre crsinst' is being used, then provide GNS-VIP and GNS subdomain, if needed, using the '-dns' option. If a response file is being used, then verify that the variable 'configureGNS' exists in the specified file and has a valid value.

PRVG-01063: configuration files for more than one time synchronization service were found on nodes of the cluster

Cause: While verifying the setup of the time synchronization services on the cluster nodes, the Cluster Verification Utility (CVU) found that configuration files for more than one type of service were found.

Action: The accompanying messages list the configuration file names along with the nodes on which they were found. Ensure that only one type of time synchronization service is configured on all nodes of the cluster. Remove any identified configuration files that are not required by the configured time synchronization service and retry this command.

PRVG-01066: failed to execute command "{0}" to determine configuration of the daemon "{1}"

Cause: While verifying time synchronization across the cluster nodes, an attempt to query the indicated daemon using the indicated command failed on all of the nodes of the cluster.

Action: Ensure that the indicated command is available on all nodes and that the user running the check has the execute privilege for it. Respond to the error messages that accompany this message and try again.

PRVG-01067: command "{0}" executed on nodes "{1}" produced no output

Cause: While verifying time synchronization across the cluster, the indicated command failed to produce any output on the indicated nodes.

Action: Ensure that the indicated command is available on all nodes and that the user running the check has the execute privilege for it and retry the command.

PRVG-01068: command "{0}" executed on node "{1}" produced an output that could not be parsed

Cause: While verifying time synchronization across the cluster nodes, the indicated command produced output on the indicated node that could not be parsed by the Cluster Verification Utility (CVU).

Action: The output produced by the command accompanies this message. Refer to the output and respond to it.

PRVG-01069: failed to execute command "{0}" on node "{1}"

Cause: While verifying time synchronization across the cluster nodes, the indicated command could not be executed on the indicated node.

Action: Respond to the error messages that accompany this message and try again.

PRVG-01072: daemon "{0}" running on nodes "{1}" does not synchronize to a common time server

Cause: While checking the clock synchronization across the cluster using the command '/usr/bin/chronyc sources', the Cluster Verification Utility (CVU) found that there was no common time server to which all nodes in the cluster synchronize. A list of time servers and the nodes which were configured to use each of them for synchronization accompanies this message.

Action: Reconfigure the indicated daemon so that there is at least one common time server to which all cluster nodes synchronize. If you plan to use Cluster Time Synchronization Service (CTSS) for time synchronization, then the indicated daemon should be uninstalled on all nodes.

PRVG-01073: output of command "{0}" cannot be parsed

Cause: While checking for common time server for clock synchronization across cluster nodes using the indicated command, the Cluster Verification Utility (CVU) could not parse the output of the command.

Action: The output from executing the command is included along with this message. Respond to those messages and retry this command.

PRVG-01076: time servers listed by the command "{0}" on node "{1}" were ignored based on tally codes for the server

Cause: While checking for a common time server for clock synchronization using the indicated command, on the indicated node, the Cluster Verification Utility (CVU) ignored the time servers listed in the accompanying message because of the tally codes found in the command output.

Action: Correct any errors associated with these time servers, on the indicated node and then verify that the tally codes reported by running the indicated command show that these time servers can now be used for clock synchronization, then retry the Cluster Verification Utility command.

PRVG-01100: Found inconsistent 'hosts' entry in file "{0}" on node {1}

Cause: Cluster verification found an inconsistency in the 'hosts' specification entry in name service switch configuration file on the indicated node.

Action: Ensure that the 'hosts' entries define the same lookup order in the name service switch configuration file across all cluster nodes.

PRVG-01101: SCAN name "{0}" failed to resolve

Cause: An attempt to resolve specified SCAN name to a list of IP addresses failed because SCAN could not be resolved in DNS or GNS using 'nslookup'.

Action: Check whether the specified SCAN name is correct. If SCAN name should be resolved in DNS, check the configuration of SCAN name in DNS. If it should be resolved in GNS make sure that GNS resource is online.

PRVG-01102: Command "{0}" to get network information failed.

Cause: An attempt to execute the displayed command failed.

Action: Examine the accompanying error messages for details. Address issues found and retry the command.

PRVG-01103: Command "{0}" to get OCR information failed.

Cause: An attempt to execute the displayed command failed.

Action: Examine the accompanying error messages for details.

PRVG-01104: Unable to create the directory "{0}"

Cause: An attempt to create the directory specified failed on local node.

Action: Ensure that the user running CVU has read and write access to the specified directory, or set the CV_DESTLOC environment variable to a different directory to which the user has read and write access.

PRVG-01105: Error copying file "{0}" to the local node from the source node "{1}"

Cause: The specified file could not be copied from the specified source node to the destination node.

Action: Examine the accompanying error message for details.

PRVG-01106: The OCR locations are not up to date on node "{0}". It has extra locations "{1}".

Cause: The OCR integrity check found that some extra OCR locations are in list on the specified node.

Action: Use the 'ocrconfig -repair' utility to repair the OCR locations on the specified node.

PRVG-01107: The OCR locations are not up to date on node "{0}". The locations "{1}" are not present.

Cause: The OCR integrity check found that some OCR locations were missing from the OCR location list on the specified node.

Action: Use the 'ocrconfig -repair' utility to repair the OCR locations on the specified node.

PRVG-01108: Failed to check OCR locations consistency on node "{0}"

Cause: An attempt to verify OCR locations failed.

Action: Look at the accompanying messages for details on the cause of failure.

PRVG-01110: failed to validate the client GNS file

Cause: An attempt to execute an internal operation to validate the client GNS file failed. This is an internal error.

Action: Contact Oracle Support Services.

PRVG-01111: failed to validate the GNS VIP

Cause: An attempt to execute an internal operation to validate the Grid Naming Service (GNS) VIP failed. This is an internal error.

Action: Contact Oracle Support Services.

PRVG-01112: failed to obtain the list of all users that own CRS resources

Cause: During CRS user verification, an attempt to obtain the list of all users that own CRS resources failed.

Action: Look at the accompanying messages for details on the cause of failure.

PRVG-01153: Easy Connect is not configured in the sqlnet.ora in the location "{0}" on the following nodes:

Cause: names.directory_path entry in the sqlnet.ora does not contain 'ezconnect' as one of the name resolution methods

Action: add 'ezconnect' to names.directory_path entry in the sqlnet.ora

PRVG-01154: Easy Connect is not configured in the sqlnet.ora in the location "{0}" on node "{1}"

Cause: names.directory_path entry in the sqlnet.ora does not contain 'ezconnect' as one of the name resolution methods

Action: add 'ezconnect' to names.directory_path entry in the sqlnet.ora

PRVG-01155: Easy Connect configuration could not be determined.

Cause: Easy Connect configuration check could not be completed

Action: Contact Oracle Support Services.

PRVG-01162: The OS kernel is not running in 64-bit mode on node "{0}".

Cause: The OS kernel was not found to be running in 64-bit mode on the specified node.

Action: Make the kernel run in 64-bit mode on the cluster node. This might involve setting up the symlink /unix -> /usr/lib/boot/unix_64 and rebooting the node.

PRVG-01164: Failed to check the running mode of OS kernel in use

Cause: An attempt to obtain the type (32-bit or 64-bit) of OS kernel using command '/usr/sbin/prtconf -k' failed.

Action: Run the command '/usr/sbin/prtconf -k' manually and follow the command output to fix any issues associated with its execution.

PRVG-01170: Private host name "{0}" with private IP address "{1}" on node "{2}" does not belong to any subnet classified for private interconnect

Cause: Private IP retrieved from the current configuration do not belong to any subnet classified for private interconnect.

Action: Ensure that the private host name is configured correctly, use 'oifcfg' tool to classify the subnet containing the private IPs as private using 'oifcfg setif -global <if_name>/subnet:cluster_interconnect' command.

PRVG-01171: Failed to resolve the private host name "{0}" to an IP address on node "{1}"

Cause: IP address for the private host name could not be retrieved.

Action: Ensure that the identified private host name can be resolved to a private IP address.

PRVG-01172: The IP address "{0}" is on multiple interfaces "{1}" on nodes "{2}"

Cause: The given IP address was found on multiple interfaces, when an IP address can be on at most one interface.

Action: Remove the given IP address from all but one interface on each node.

PRVG-01173: The interfaces "{0}" are configured with the same hardware address "{1}" on nodes "{2}"

Cause: The cluster verification utility (CVU) determined that the indicated interfaces had the same hardware address on the indicated nodes.

Action: Reconfigure the indicated interfaces with unique hardware addresses on the indicated nodes and retry CVU checking.

PRVG-01185: Current OS user is not the owner of the existing database installation. [Expected = "{0}" ; Available = "{1}"]

Cause: Current OS user was not found to be the owner of the existing database installation.

Action: Ensure that the OS user upgrading database installation is the owner of the already existing installation.

PRVG-01186: Failed to get the owning OS user name for the database home "{0}"

Cause: An attempt to obtain the database owner information from an existing database installation failed.

Action: Ensure that the OS user executing the CVU check has read permission for database.

PRVG-01191: Failed to check existence of ASM resource

Cause: An attempt to verify existence of ASM resource failed.

Action: Look at the accompanying messages for details on the cause of failure.

PRVG-01192: ASM (pre-11.2) is not at the same version as CRS version {0}

Cause: The ora.asm resource was not found.

Action: Ensure that ASM Configuration Assistant 'asmca -upgradeASM' has been run and ASM has been upgraded.

PRVG-01195: Upgrade checks can only be performed when upgrading to versions greater than or equal to 11.2.0.1.0

Cause: The -dest_version specified was lower than 11.2.0.1.0.

Action: Specify -dest_version greater than or equal to 11.2.0.1.0.

PRVG-01196: CRS configuration file "{0}" missing on node "{1}".

Cause: While verifying time zone consistency across cluster nodes, the Cluster Verification Utility found that the indicated file was missing on the indicated nodes.

Action: Run the 'cluvfy comp software' command, fix any issues it identifies, and then retry this check.

PRVG-01201: OS kernel parameter "{0}" does not have expected configured value on node "{1}" [Expected = "{2}" ; Current = "{3}"; Configured = "{4}"].

Cause: A check of the configured value for an OS kernel parameter did not find the expected value.

Action: Modify the kernel parameter configured value to meet the requirement.

PRVG-01205: OS kernel parameter "{0}" does not have expected current value on node "{1}" [Expected = "{2}" ; Current = "{3}"; Configured = "{4}"].

Cause: A check of the current value for an OS kernel parameter did not find the expected value.

Action: Modify the kernel parameter current value to meet the requirement.

PRVG-01206: Check cannot be performed for configured value of kernel parameter "{0}" on node "{1}"

Cause: Kernel parameter value could not be determined.

Action: Examine the accompanying error message for details.

PRVG-01253: Required Oracle patch is not found on node "{0}" in home "{1}".

Cause: Required Oracle patch is not applied.

Action: Apply the required Oracle patch.

PRVG-01254: Failed to determine Oracle patch status on the node "{0}"

Cause: Oracle patch status could not be determined.

Action: Ensure that OPatch is functioning correctly.

PRVG-01260: Command "{0}" to obtain Oracle patch status failed

Cause: An attempt to execute the displayed command failed.

Action: This is an internal error. Contact Oracle Support Services.

PRVG-01261: Required Oracle patch "{2}" in home "{1}" is not found on node "{0}".

Cause: An attempted operation could not be completed because the indicated patch had not been applied to the indicated home on the node shown.

Action: Apply the required Oracle patch and retry.

PRVG-01262: failure to determine the status of Oracle patch "{2}" in home "{1}" on node "{0}"

Cause: An attempted operation could not be completed because the Oracle patch status could not be determined. Possibly, the opatch binary was not found or could not read the Oracle home's inventory. Accompanying messages provide further failure details.

Action: Examine the accompanying error messages for details, resolve the problems identified and retry.

PRVG-01265: Failed to determine operating system patch status for patch "{1}" on node "{0}"

Cause: Unable to determine the patch existence.

Action: Manual o/s verification required. Contact IBM support for assistance if needed.

PRVG-01274: Source home "{0}" is not suitable for upgrading to version "{1}".

Cause: The source home version was not suitable for upgrading to the specified version.

Action: Upgrade to a supported version before proceeding to upgrade to the specified version.

PRVG-01278: failed to check suitability of source home "{0}" for upgrading to version "{1}"

Cause: An attempt to verify the suitability of upgrading identified source home to indicated version failed.

Action: Look at the accompanying messages for details on the cause of failure.

PRVG-01297: The following device paths point to the same physical device: "{0}".

Cause: An attempt to check the suitability of listed or discovered device paths for ASM disk group creation found that multiple device paths point to the same physical device.

Action: Ensure that all listed or discovered device paths point to distinct physical devices.

PRVG-01299: ACFS file system does not exist at path "{0}".

Cause: Attempt to verify ACFS file system at the specified file path failed because no ACFS file system was found.

Action: Ensure that ACFS file system is correctly created on the specified location.

PRVG-01300: ACFS verification is not supported on this platform

Cause: ADVN/ACFS device drivers have not yet been ported to this OS or CPU type.

Action: None

PRVG-01301: The COMPATIBLE.ADVN attribute is set to a version "{0}" which is less than the minimum supported version "{1}" for the disk group "{2}" that contains the ACFS path "{3}".

Cause: The COMPATIBLE.ADVN attribute was found to be set to a version which is less than minimum supported version for the ACFS path as indicated.

Action: Ensure that the COMPATIBLE.ADVN attribute is set to 12.1 or higher on UNIX systems and to 12.1.0.2 or higher on Windows systems.

PRVG-01302: Failed to perform the ADVN version compatibility check for the path "{0}"

Cause: An attempt to perform an ADVN version compatibility check for the specified path failed.

Action: Look at the accompanying messages for details on the cause of failure.

PRVG-01359: Daemon process "{0}" is configured on node "{1}"

Cause: The identified daemon process was found configured on the indicated node.

Action: Ensure that the identified daemon process is not configured on the indicated node.

PRVG-01360: Daemon process "{0}" is running on node "{1}"

Cause: The identified daemon process was found running on the indicated node.

Action: Ensure that the identified daemon process is stopped and not running on the indicated node.

PRVG-01450: Oracle Clusterware is not installed on nodes "{0}".

Cause: A valid Oracle Clusterware installation was not found on the specified nodes.

Action: Ensure that Oracle Clusterware is installed on the nodes before running this check.

PRVG-01452: CTSS resource status check using command "{0}" failed as the command did not produce output on nodes "{1}"

Cause: An attempt to check the status of the Oracle Cluster Time Synchronization Service (CTSS) resource failed because the command specified did not produce output on the node specified.

Action: Ensure that the command specified exists and the current user has execute permission.

PRVG-01453: Oracle CTSS resource is not in ONLINE state on nodes "{0}"

Cause: The Oracle Cluster Time Synchronization Service (CTSS) resource was either in OFFLINE or UNKNOWN state on the nodes specified.

Action: Check the status of the Oracle CTSS resource using the command 'crsctl check ctss'. If CTSS is not running then restart the Clusterware stack.

PRVG-01454: CTSS resource status check using command "{0}" on node "{1}" failed.

Cause: An attempt to check the status of the Oracle Cluster Time Synchronization Service (CTSS) resource failed because the command specified failed.

Action: Look at the accompanying error messages and respond accordingly.

PRVG-01455: The command "{0}" to query CTSS time offset and reference failed on node "{1}"

Cause: An attempt to query Oracle Cluster Time Synchronization Service (CTSS) for time offset and reference using specified command failed on the node specified.

Action: Look at the accompanying error messages and respond accordingly.

PRVG-01456: The CTSS time offset and reference could not be determined on any node of the cluster.

Cause: An attempt to query CTSS for time offset and reference failed on all nodes of the cluster.

Action: Look at the accompanying error messages and respond accordingly.

PRVG-01457: Query of CTSS for time offset failed on nodes "{0}".

Cause: An attempt to query CTSS for time offset and reference failed on the nodes displayed in the message.

Action: Look at the accompanying error messages and respond accordingly.

PRVG-01508: IPMP fail-over group "{0}" with interface list "{1}" on node "{2}" has interfaces "{3}" which are not part of current private network classifications "{4}"

Cause: Found an additional fail-over dependency on an interface in an IPMP group which is not classified as a cluster interconnect on the identified node.

Action: Ensure that all the identified non-participating network interfaces in the IPMP group are classified as a cluster interconnect on the identified node. Use command 'oifcfg setif -global <if_name>/subnet:cluster_interconnect' to classify the network interface as private.

PRVG-01509: IPMP fail-over group "{0}" with interface list "{1}" on node "{2}" has interfaces "{3}" which are not part of current public network classifications "{4}"

Cause: Found an additional fail-over dependency on an interface in an IPMP group which is not classified as a public interface on the identified node.

Action: Ensure that all the identified non-participating network interfaces in the IPMP group are classified as public network interface on the identified node. Use command 'oifcfg setif {-node nodename | -global} {<if_name>/subnet:public}' to classify the network interface as public.

PRVG-01510: IPMP configuration information cannot be obtained from any of the nodes

Cause: Failed to retrieve the information about IPMP configuration from all nodes.

Action: Ensure that current user has required privileges to retrieve IPMP configuration information if IPMP is required to be configured on the cluster nodes.

PRVG-01511: Failed to get IPMP configuration information from node "{0}"

Cause: Failed to retrieve the information about IPMP configuration from identified node.

Action: Ensure that current user has required privileges to retrieve IPMP configuration information if IPMP is required to be configured on the identified node.

PRVG-01512: Failed to retrieve current selection of public and private network classifications

Cause: Could not retrieve the list of public and private network classifications selected in current configuration.

Action: Ensure that the configuration of public and private network classifications is done correctly during the installation process.

PRVG-01513: Failed to retrieve current selection of public and private network classifications for node "{0}"

Cause: Could not retrieve the list of public and private network classifications selected in current configuration.

Action: Ensure that the configuration of public and private network classifications is done correctly during the installation process.

PRVG-01515: Solaris IPMP daemon "{0}" is not running on node "{1}"

Cause: The indicated daemon process was not running. It may have aborted, been shut down, or simply not have been started.

Action: Install and configure the program if necessary, then start it.

PRVG-01516: Operation to check presence of "{0}" daemon or process failed on node "{1}"

Cause: The operation to check indicated daemon or process failed on node identified.

Action: Ensure that the node is accessible and IPMP configuration on the node is correct.

PRVG-01517: The check for "{0}" daemon or process status failed on nodes "{1}"

Cause: The indicated daemon was not accessible or there was some unknown failure in the check.

Action: Review the messages that accompany this message and fix the problem(s) on the indicated nodes.

PRVG-01521: The NIC configuration file at path "{0}" does not exist for IPMP interface "{1}" on node "{2}"

Cause: The network interface card (NIC) configuration file required for consistent IP network multipathing (IPMP) configuration of the interface across reboots was missing at the indicated path for the identified interface on the node.

Action: Ensure that the IPMP configuration for the indicated network interface is correct and that the NIC configuration file at the identified path exists.

PRVG-01522: The NIC configuration file does not exist for some or all the IPMP interfaces on nodes "{0}"

Cause: The network interface card (NIC) configuration file required for consistent IP network multipathing (IPMP) configuration of the interface across reboots was missing at the indicated path for the identified interface on the indicated nodes.

Action: Ensure that the IPMP configuration for the indicated network interface is correct and that the NIC configuration file at the identified path exists.

PRVG-01526: The IPMP interface "{0}" participating in an IPMP group "{1}" has deprecated flag set on node "{2}"

Cause: The identified IPMP interface was found with deprecated flag set on the indicated node.

Action: Ensure that none of the classified IPMP interfaces have the deprecated flag set to ensure the correct functioning of IPMP on the node.

PRVG-01527: Some of the IPMP interfaces have deprecated flag set on nodes "{0}"

Cause: Some of the IPMP interfaces were found with deprecated flag set on the indicated nodes.

Action: Ensure that none of the classified IPMP interfaces have the deprecated flag set to ensure the correct functioning of IPMP on the indicated nodes.

PRVG-01528: Warning: The IPMP interface "{0}" participating in an IPMP group "{1}" is classified as private interconnection interfaces on node "{2}"

Cause: The identified interface classified as private interconnection interface was found to be a member of an IPMP group on the indicated node. The Highly Available IP Address (HAIP) is not supported on Solaris 11 if IPMP interfaces are classified as private interconnection.

Action: If HAIP support is required then ensure that only non-IPMP interfaces are classified as private interconnection.

PRVG-01529: Warning: Some of the IPMP interfaces are classified as private interconnection interfaces on nodes "{0}"

Cause: The interfaces classified as private interconnection interfaces were found to be a member of an IPMP group on the indicated nodes. The Highly Available IP Address (HAIP) is not supported on Solaris 11 if IPMP interfaces are classified as private interconnection.

Action: If HAIP support is required then ensure that only non-IPMP interfaces are classified as private interconnection.

PRVG-01533: The IPMP interfaces "{0}" classified as public network do not belong to the subnet "{1}" on node "{2}"

Cause: The identified IPMP interfaces classified as public networks were found to have different subnet on the indicated node.

Action: If IPMP interfaces are classified as public network for the clusterware configuration then all the configured interfaces must belong to same subnet.

PRVG-01534: The IPMP interfaces classified as public network do not belong to the public subnet on nodes "{0}"

Cause: The IPMP interfaces classified as public networks were found to have different subnet on the indicated nodes.

Action: If IPMP interfaces are classified as public network for the clusterware configuration then all the configured interfaces must belong to same subnet.

PRVG-01538: The IPMP interfaces "{0}" classified as private interconnection do not belong to the subnet "{1}" on node "{2}"

Cause: The identified IPMP interfaces classified as private interconnection were found to have different subnet on the indicated node.

Action: If IPMP interfaces are classified as private interconnection for the clusterware configuration then all the configured interfaces must belong to same subnet.

PRVG-01539: The IPMP interfaces classified as private interconnection do not belong to the private subnet on nodes "{0}"

Cause: The IPMP interfaces classified as private interconnection were found to have different subnet on the indicated nodes.

Action: If IPMP interfaces are classified as private interconnection for the clusterware configuration then all the configured interfaces must belong to same subnet.

PRVG-01543: The IPMP interfaces "{0}" share the same MAC or hardware address "{1}" on node "{2}".

Cause: The identified interfaces were found to share the same indicated MAC or hardware address on the indicated node.

Action: If an IP Network Multipathing (IPMP) interface is classified as a private or public network, then ensure that it has a unique MAC or hardware address configured on the indicated node.

PRVG-01544: Some or all of the IPMP interfaces share the same MAC or hardware address on nodes "{0}".

Cause: The IP Network Multipathing (IPMP) interfaces were found to share the same MAC or hardware address on the indicated nodes.

Action: If IPMP interfaces are classified as private or public networks, then ensure that they have a unique MAC or hardware address configured on the indicated node.

PRVG-01545: Some of the IPMP group interfaces are not classified as private or public network interfaces on nodes "{0}".

Cause: The IP Network Multipathing (IPMP) group consistency check found an additional fail-over dependency on an interface in an IPMP group which was not classified as either public or private interconnect on the identified nodes.

Action: Ensure that all the IPMP group interfaces are classified as either public or private interconnect on the identified nodes. Use command 'oifcfg setif {-node *nodename* | -global} {<if_name>/subnet:public/cluster_interconnect}' to classify the network interface as public or private interconnect.

PRVG-01546: IPMP group configuration check is skipped. The network configuration command line failed to specify network classifications PUBLIC or PRIVATE.

Cause: The IPMP configuration check could not be performed because the public and private network classifications were omitted from command line input.

Action: Ensure that the configuration of public and private network classifications is specified correctly in the command line input.

PRVG-01550: Failed to retrieve the list of IP addresses on private network from node "{0}"

Cause: An attempt to retrieve the list of private network IP addresses for the private network classifications failed on the indicated node.

Action: Ensure that the configuration of private network classifications is done correctly on the indicated node.

PRVG-01551: Failed to retrieve the list of IP addresses on public network from node "{0}"

Cause: An attempt to retrieve the list of public network IP addresses for the public network classifications failed on the indicated node.

Action: Ensure that the configuration of public network classifications is done correctly on the indicated node.

PRVG-01560: Temporary directory path "{0}" is shared on nodes "{1}"

Cause: The temporary directory path was found to be shared by two or more nodes.

Action: Ensure that the temporary directory path is not shared between the nodes specified.

PRVG-01561: Setting ORA_CRS_HOME variable is not supported

Cause: The environment variable ORA_CRS_HOME has been set before starting an installation or upgrade.

Action: Unset environment variable ORA_CRS_HOME.

PRVG-01562: failed to retrieve the information for the cluster public networks

Cause: An attempt to retrieve the network information for networks classified as public during cluster network connectivity checks failed because there were no networks classified as public.

Action: Ensure that the clusterware is up and running and that at least one of the networks is classified as public and retry the node connectivity check.

PRVG-01563: Could not find a public cluster network to perform VIP subnet checks on the node "{0}".

Cause: An attempt to retrieve the cluster network information classified as public during VIP subnet checks failed because there were no networks classified as public on the specified node.

Action: Ensure that at least one of the cluster networks is classified as public and retry the VIP subnet check on the specified node.

PRVG-01564: The VIP name "{0}" could not be resolved to an IP address.

Cause: An attempt to resolve the indicated VIP name to an IP address during VIP subnet checks failed because the IP address could not be found.

Action: Ensure that the indicated VIP name is a valid host name that can be resolved to an IP address, correct the value and retry the operation.

PRVG-01600: ASM network not specified

Cause: An ASM network was not specified when ASM presence was 'flex'.

Action: Make sure that there is at least one network of type 'ASM' or 'ASM-PRIV' selected in the Network Interface dialog screen of Oracle Universal Installer.

PRVG-01601: ASM network was not configured

Cause: An attempt to verify if the ASM network was configured failed when ASM presence was 'flex'.

Action: Make sure that there is at least one ASM network configured using the 'oifcfg setif' command.

PRVG-01604: Failed to validate ASM credentials in file "{0}"

Cause: An attempt to verify if the ASM credentials in specified credentials file are valid failed.

Action: Make sure that the path to specified file is correct. Also look at accompanying messages and respond accordingly.

PRVG-01605: Failed to validate ASM credentials

Cause: An attempt to verify ASM credentials are valid failed.

Action: Look at the accompanying messages and respond accordingly.

PRVG-01608: Network connectivity check across cluster nodes on the ASM network failed

Cause: An attempt to verify connectivity of cluster nodes on the ASM network failed.

Action: Look at the accompanying messages and respond accordingly.

PRVG-01611: ASM network not specified

Cause: An ASM network was not specified when ASM presence was 'flex'.

Action: Make sure that there is at least one ASM network specified using the -networks command line parameter.

PRVG-01612: ASM disk groups could not be retrieved

Cause: During ASM integrity verification, an attempt to retrieve ASM disk groups failed.

Action: Look at the accompanying messages and respond accordingly.

PRVG-01613: ASM disk group "{0}" did not resolve to any disk

Cause: An attempt to retrieve an associated disk path for the indicated ASM disk group did not resolve to any disk paths.

Action: Ensure that the ASM disk group is correctly configured with valid disk paths and that the ASM filter driver if used lists the associated devices for this disk group when the command 'afdtool -getdevlist' is issued. If ASM filter driver is not in use then ensure that the ASM kfod command 'kfod op=DISKS disks=all dscvgroup=TRUE' lists the associated disks for the indicated ASM disk group.

PRVG-01614: Virtual environment detected. Skipping shared storage check.

Cause: Shared storage check was skipped because of limitations in determining the sharedness of the storage devices in virtual environments.

Action: Ensure that the selected storage devices are shared between the nodes.

PRVG-01615: Virtual environment detected. Skipping shared storage check for disks "{0}".

Cause: Shared storage check for the indicated disks was skipped because of limitations in determining the sharedness of the disks in virtual environments.

Action: Ensure that the indicated disks are shared between the nodes.

PRVG-01650: failed to create required native library context.

Cause: An attempt to initialize a required native library context failed.

Action: Ensure that the Grid user has write authority on Oracle base path.

PRVG-01701: Check for equivalence for user "{0}" from node "{1}" to nodes "{2}" failed.

Cause: The CVU check to verify user equivalence among all cluster nodes failed on the indicated node because user equivalence did not exist for the indicated user between that node and all of the other nodes shown in the message.

Action: Ensure that user equivalence exists between the specified nodes. The command 'cluvfy comp admprv -o user_equiv' can be used with the '-fixup' option to set up the user equivalence. A password is required.

PRVG-01703: Check for user equivalence for user "{0}" failed on all cluster nodes.

Cause: An error occurred while trying to verify user equivalence among the cluster nodes. The accompanying messages provide detailed information about the failure.

Action: Resolve the problems described in the accompanying messages, and retry the operation. The command 'cluvfy comp admprv -o user_equiv' with the '-fixup' option can be used to set up the user equivalence. A password is required.

PRVG-01801: Nodes "{0}" are Windows domain controllers.

Cause: The Cluster Verification Utility determined that the specified nodes are Windows domain controllers. Oracle recommends that Oracle Clusterware and Database software should not be installed on machines that are Windows domain controllers.

Action: Modify the list of nodes to omit the indicated nodes.

PRVG-01803: failed to determine if any of the nodes "{0}" are Windows domain controllers

Cause: The Cluster Verification Utility could not determine if any of the specified nodes are Windows domain controllers.

Action: Examine the accompanying messages and respond accordingly.

PRVG-01900: The directory "{0}" cannot be used as work directory on nodes "{1}".

Cause: An operation requiring remote execution could not complete because the attempt to set up the Cluster Verification Utility remote execution framework failed because the necessary files could not be copied to the indicated directory on the indicated nodes. The accompanying message provides detailed failure information.

Action: Ensure that the path identified either exists or can be created on the indicated nodes. Ensure that user running this check has sufficient permission to overwrite the contents of the indicated directory. Examine the accompanying error messages, address the issues reported and retry.

PRVG-01901: failed to setup CVU remote execution framework directory "{0}" on nodes "{1}"

Cause: An operation requiring remote execution could not complete because the attempt to set up the Cluster Verification Utility remote execution framework failed on the indicated nodes at the indicated directory location because the CVU remote execution framework version did not match the CVU java verification framework version. The accompanying message provides detailed failure information.

Action: Ensure that the directory indicated exists or can be created and the user executing the checks has sufficient permission to overwrite the contents of this directory. Also review the accompanying error messages and respond to them.

PRVG-01903: Directory "{0}" cannot be used as work directory on any of the nodes.

Cause: An operation requiring remote execution could not complete because the attempt to set up the Cluster Verification Utility remote execution framework failed on all nodes. The accompanying message provides detailed failure information.

Action: Ensure that the directory indicated exists or can be created and the user executing the checks has sufficient permission to overwrite the contents of this directory. Also review the accompanying error messages and respond to them.

PRVG-02000: The 'search' entry in the existing "{0}" files is inconsistent.

Cause: A check of resolv.conf files across the cluster nodes found inconsistent 'search' entries.

Action: Ensure that all nodes of the cluster have the same 'search' entry in their 'resolv.conf' files.

PRVG-02002: Encountered error in copying file "{0}" from node "{1}" to node "{2}"

Cause: The specified file could not be copied from the specified source node to the destination node.

Action: Examine the accompanying error message for details.

PRVG-02012: The 'domain' entries in the existing "{0}" files are inconsistent.

Cause: A check of nodes' resolv.conf files found inconsistent 'domain' entries.

Action: Make sure that all nodes of the cluster have same 'domain' entry in the file specified.

PRVG-02016: File "{0}" on node "{1}" has both 'search' and 'domain' entries.

Cause: Both 'search' and 'domain' entries were found in the 'resolv.conf' file on the indicated node.

Action: Make sure that only one of these entries exists in the file 'resolv.conf'. It is preferable to use a 'search' entry in resolv.conf.

PRVG-02018: failed to execute DNS query command on nodes "{0}"

Cause: An error happened while querying a domain name server.

Action: Run 'nslookup' on the host name and make sure the name is resolved by all servers defined in the 'resolv.conf' file.

PRVG-02019: Check for equivalence of user "{0}" from node "{1}" to node "{2}" failed

Cause: The CVU check to verify user equivalence for the indicated user between the indicated nodes failed because user equivalence did not exist.

Action: Ensure that user equivalence exists between the specified nodes. The command 'cluvfy comp admprv -o user_equiv' can be used with the '-fixup' option to set up the user equivalence. A password is required.

PRVG-02020: No OHASD entry was found in /etc/inittab file on node "{0}"

Cause: A check of file /etc/inittab did not find the expected entry for OHASD.

Action: Deconfigure Grid Infrastructure and reconfigure it.

PRVG-02026: no response for name "{0}" from the DNS server "{1}" specified in "resolv.conf"

Cause: An attempt to look up the name in DNS has failed.

Action: Make sure that all DNS servers specified in the file 'resolv.conf' respond to all the nodes.

PRVG-02027: Owner of file "{0}" is inconsistent across nodes. [Found = "{1}" on Nodes = "{2}"]

Cause: Ownership of the indicated file was not the same on all cluster nodes.

Action: Change the owner of the indicated file to ensure it is the same on all nodes.

PRVG-02028: Group of file "{0}" is inconsistent across nodes. [Found = "{1}"]

Cause: Ownership group of the indicated file was not the same on all cluster nodes.

Action: Change the group of the indicated file to ensure it is the same on all nodes.

PRVG-02029: Octal permissions of file "{0}" are inconsistent across nodes. [Found = "{1}"]

Cause: Octal permissions of the indicated file were not the same on all cluster nodes.

Action: Change the permissions of the indicated file to ensure they are the same on all nodes.

PRVG-02030: Failed to check attributes of file "{0}" on node "{1}"

Cause: An attempt to retrieve the file system attributes of the specified file failed.

Action: Ensure that the file exists on the system and user has permissions to retrieve the details of specified file.

PRVG-02031: Owner of file "{0}" did not match the expected value on node "{1}". [Expected = "{2}" ; Found = "{3}"]

Cause: A check for file system attributes found that the owner of the indicated file on the indicated node was different from the required owner.

Action: Change the owner of the indicated file to match the required owner.

PRVG-02032: Group of file "{0}" did not match the expected value on node "{1}". [Expected = "{2}" ; Found = "{3}"]

Cause: A check for file system attributes found that the group of the indicated file on the indicated node was different from the required group.

Action: Change the group of the indicated file to match the required group.

PRVG-02033: Permissions of file "{0}" did not match the expected octal value on node "{1}". [Expected = "{2}" ; Found = "{3}"]

Cause: A check for file system attributes found that the permissions of the indicated file on the indicated node were different from the required permissions.

Action: Change the permissions of the indicated file to match the required permissions.

PRVG-02034: Command "{0}" executed on node "{1}" exited with status value "{2}" and gave the following output:

Cause: An executed command produced unexpected results.

Action: Respond based on the failing command and the reported results.

PRVG-02035: Command "{0}" executed on node "{1}" exited with status value "{2}" and gave no output

Cause: An executed command produced unexpected results.

Action: Respond based on the failing command and the reported results.

PRVG-02042: Unable to obtain OLR location from node "{0}"

Cause: A check of the Oracle Local Registry (OLR) could not determine that file's location on the indicated node.

Action: Check the status of OLR using the command 'ocrcheck -config -local' on the indicated node.

PRVG-02043: Command "{0}" failed on node "{1}" and produced the following output:

Cause: An executed command failed.

Action: Respond based on the failing command and the reported results.

PRVG-02044: Command "{0}" failed on node "{1}" and produced no output.

Cause: An executed command failed.

Action: Respond based on the failing command.

PRVG-02045: Operating system function "{0}" failed on node "{1}" with error data: "{2}".

Cause: A call to an Operating System dependent service or function returned an error indication. The message includes the name of the function and the returned error data. The latter varies by platform but typically is numeric; on most platforms it is the value of C "errno" after the failing call.

Action: This error normally is accompanied by other (higher-level) messages describing the operation that is affected by the failure. It may also include one or more of messages PRVG-2046 and PRVG-2047 providing additional error details. All of the messages should be examined to assess the error, which may have a very ordinary cause and correction, such as an input file failing to open because the supplied name was misspelled.

PRVG-02046: Operating system error message: "{0}"

Cause: This message accompanies message PRVG-2045 above when the Operating System dependent error data can be converted into a text message. On most Oracle platforms the message is a text representation of the C "errno" value reported in message PRVG-2045.

Action: See message PRVG-2045.

PRVG-02047: Additional information: "{0}"

Cause: This message accompanies message PRVG-2045 and supplies additional information related to the error condition. A single error may include multiple lines of additional information.

Action: See message PRVG-2045.

PRVG-02048: no response for name "{0}" from the DNS server "{1}" specified in "resolv.conf"

Cause: An attempt to look up the name in DNS using the indicated name server has failed.

Action: Remove the obsolete DNS servers specified in the file 'resolv.conf'.

PRVG-02052: There is no 'hosts' entry in the file "{0}" on nodes: "{1}".

Cause: The 'hosts' entry was not found in the indicated name service switch configuration file on the nodes indicated while it was present in others.

Action: Look at the indicated file on all nodes. Make sure that either a 'hosts' entry is defined on all nodes or is not defined on any nodes.

PRVG-02054: The following nodes have multiple 'hosts' entries defined in file "{0}": {1}.

Cause: The nodes specified had multiple 'hosts' entries defined in the file specified.

Action: Make sure that the file specified has only one 'hosts' entry.

PRVG-02058: The 'hosts' entries in the existing "{0}" files are inconsistent.

Cause: A check of nodes' name service switch configuration files found inconsistent 'hosts' entries.

Action: Make sure that all nodes of the cluster have same 'hosts' entry in the file specified.

PRVG-02064: There are no configured name servers in the file '/etc/resolv.conf' on the nodes "{0}"

Cause: Entries for 'nameserver' were not found in the file '/etc/resolv.conf' on the indicated nodes.

Action: Specify the 'nameserver' entry on the indicated nodes.

PRVG-02070: Disk group for ocr location "{0}" is not available on the following nodes:

Cause: Disk group was not found on the specified nodes.

Action: Ensure that the disks underlying the disk group are accessible from the specified nodes.

PRVG-02071: Disk group for ocr location "{0}" is not available on "{1}"

Cause: Disk group was not found on the specified node.

Action: Ensure that the disks underlying the disk group are accessible from the specified node.

PRVG-02078: Execution of command "{0}" on node "{1}" for disk "{2}" showed there was no UUID in the disk label.

Cause: An attempt to retrieve the universally unique ID (UUID) for the indicated disk on the node shown using the indicated command in order to check for sharedness across nodes determined that the disk did not have a UUID. Sharedness could not be checked for this device.

Action: To check sharedness for the indicated device, assigned it a UUID using the commands specific to the platform and retry the sharedness check. Alternatively, select a different device with a UUID for shared access and verify sharedness for that disk.

PRVG-04000: Windows registry key "{0}" is absent on node "{1}"

Cause: Could not find the specified Windows registry key on the identified node.

Action: Contact Oracle Support Services.

PRVG-04001: Failed to check existence of Windows registry key "{0}" on node "{1}", [{2}]

Cause: Could not check the existence of specified Windows registry key on the identified node.

Action: Look at the accompanying messages and respond accordingly.

PRVG-04002: Missing '-user <user_name>' argument for selected privilege delegation method "{0}".

Cause: A user name was not specified on the command line for the specified privilege delegation method.

Action: Specify a user name using the '-user' option following the privilege delegation method on the command line.

PRVG-04500: Parameter "{0}" value is not valid

Cause: This is an internal error. The value for the specified parameter is null or empty string.

Action: Contact Oracle Support Services.

PRVG-04505: Windows user "{0}" cannot be the service user

Cause: An attempt was made to specify the built-in Windows user 'nt authority\local service' as the service owner.

Action: Specify either the Windows user 'nt authority\\local system' or a Windows domain user without administrative privilege as the service owner.

PRVG-04506: Windows user "{0}" is not a domain user

Cause: An attempt was made to specify a Windows user account local to this system as the service owner.

Action: Specify either the Windows user 'nt authority\\local system' or a Windows domain user without administrative privilege as the service owner.

PRVG-04510: Windows user "{0}" is an administrator on the nodes "{1}"

Cause: The specified Windows user was found to be an administrator on the nodes specified.

Action: Make sure that the Windows user name specified as service user is not an administrator on any of the nodes.

PRVG-04513: User name or password is invalid for Windows user "{0}"

Cause: An attempt to verify the Windows user name and password failed as user name or password is not valid.

Action: Make sure that the Windows user name and password specified are correct.

PRVG-04515: Unable to determine if the Windows user "{0}" is a domain user

Cause: An attempt to determine if the specified Windows user account is a domain user failed.

Action: Examine the accompanying error messages for details.

PRVG-04516: Failed to verify Windows user "{0}" is not an administrator on nodes "{1}"

Cause: An attempt to determine if the specified Windows user is an administrator on the specified nodes failed.

Action: Examine the accompanying error messages for details.

PRVG-04517: Failed to validate the user name and password for Windows user "{0}"

Cause: An attempt to determine if the specified Windows user name and password are valid failed.

Action: Examine the accompanying error messages for details.

PRVG-04520: The OSUSER wallet contains incorrect password for Windows user "{0}"

Cause: An attempt to verify the password stored in OSUSER wallet for the specified Windows user found that the password is invalid.

Action: Use the command 'crsctl modify wallet -type OSUSER' to update the password in the wallet for the specified user.

PRVG-04521: Failed to verify the password stored in OSUSER wallet for Windows user "{0}"

Cause: An attempt to determine if the password stored in OSUSER wallet for specified Windows user is valid failed.

Action: Examine the accompanying error messages for details.

PRVG-04522: Failed to check if Windows user "{0}" can be used as service user

Cause: An attempt to determine if the specified Windows user can be used as a service user failed.

Action: Examine the accompanying error messages for details.

PRVG-04524: Windows user "{0}" is not a member of Windows group "{2}" on nodes "{1}"

Cause: The specified Windows user was not a member of specified Windows group on the nodes specified.

Action: Add the specified Windows user to the specified Windows group using the 'net group' command.

PRVG-04526: Failed to verify if Windows user "{0}" is a member of Windows group "{1}"

Cause: An attempt to determine if the specified Windows user is a member of specified windows group failed.

Action: Examine the accompanying error messages for details.

PRVG-04530: Windows virtual account was specified as the Oracle database home service user.

Cause: An attempt was made to specify the Windows virtual account as Oracle home service user. This type of user is not supported for a Real Application Cluster database home.

Action: Specify either the Windows user 'nt authority\\local system', Windows Group Managed Service Account (GMSA) user, or a Windows domain user without administrative privilege as the service user.

PRVG-04531: Windows user "{0}" does not have permissions on directory "{1}" on nodes "{2}"

Cause: The specified Windows user did not have permissions on directory specified on the nodes specified.

Action: Grant full control to the directory specified to the Windows user specified on the nodes specified. Use Windows Explorer or a comparable mechanism to grant full control.

PRVG-04532: Windows user "{0}" does not have permissions on file "{1}" on nodes "{2}"

Cause: The specified Windows user did not have permissions on file specified on the nodes specified.

Action: Grant full control to the file specified to the Windows user specified on the nodes specified. Use Windows Explorer or a comparable mechanism to grant full control.

PRVG-04533: Windows user "{0}" does not have permissions on Windows registry key "{1}" on nodes "{2}"

Cause: The specified Windows user did not have permissions on Windows registry key specified on the nodes specified.

Action: Grant full control to the Windows registry key specified to the Windows user specified on the nodes specified. Use Windows registry tool to grant permissions.

PRVG-04537: Failed to verify Windows user "{0}" has permissions on directory "{2}" on nodes "{1}"

Cause: An attempt to determine if the specified Windows user has permissions on the directory specified on the nodes specified failed.

Action: Examine the accompanying error messages for details.

PRVG-04538: Failed to verify Windows user "{0}" has permissions on file "{2}" on nodes "{1}"

Cause: An attempt to determine if the specified Windows user has permissions on the file specified on the nodes specified failed.

Action: Examine the accompanying error messages for details.

PRVG-04539: Failed to verify Windows user "{0}" has permissions on Windows registry key "{2}" on nodes "{1}"

Cause: An attempt to determine if the specified Windows user has permissions on the Windows registry key specified on the nodes specified failed.

Action: Examine the accompanying error messages for details.

PRVG-04541: Windows user "{0}" is not a Group Managed Service Account (GMSA) user on nodes "{1}".

Cause: The specified Windows user was not a Group Managed Service Account (GMSA) user on the nodes specified.

Action: Make sure that the Windows user specified is a GMSA user on all nodes of the cluster.

PRVG-04543: failed to verify Windows user "{0}" is a Global Managed Service Account (GMSA) user on nodes "{1}"

Cause: An attempt to determine if the specified Windows user is a Global Managed Service Account (GMSA) user on the specified nodes failed.

Action: Examine the accompanying error messages for details.

PRVG-04558: ASM instance was found to be configured and running on nodes "{0}" and not running on the node "{1}" on which upgrade is requested

Cause: An ASM instance was found configured and running on the indicated nodes and not on the identified node on which upgrade was requested.

Action: Ensure that the upgrade is performed on one of the indicated nodes on which the ASM instance is currently configured and running.

PRVG-04560: Default listener for node "{0}" was found configured and running on node "{1}"

Cause: A default listener was found configured and running on the indicated node and not on the node on which the upgrade was requested.

Action: Ensure that the default listener, if configured, is running on the node on which the upgrade is being performed.

**PRVG-04562: Failed to determine the status of an ASM instance configuration.
Error: {0}**

Cause: Attempt to retrieve an information about the current configuration of an ASM instance failed with the indicated error.

Action: Ensure that the ASM instance, if configured, is correctly configured and an ASM instance is up and running on one of the cluster nodes.

PRVG-04563: Failed to determine the status of default listener on the node "{0}" on which upgrade is requested. Error: {1}

Cause: Attempt to retrieve the status of the default listener on the node on which upgrade is requested failed with the indicated error.

Action: Ensure that the default listener, if configured, for the node on which upgrade is requested is correctly configured and is running from the node.

PRVG-04564: File "{0}" could not be created

Cause: ASM disk ownership, group, permission and size checks failed because ASM discovery string processing was unable to create a temporary file.

Action: Ensure that there is at least 1GB space in the location where the file is being created. Ensure that the user executing the check has write permission at the specified location.

PRVG-04567: An ASM instance was found to be configured but the ASM parameter file used for this instance was not found on the node "{0}" on which upgrade is requested.

Cause: An ASM parameter file for an ASM instance configured on the indicated node was not found.

Action: Ensure that the ASM instance is configured using an existing ASM parameter file, SPFILE or PFILE, on the indicated node.

PRVG-04568: An ASM instance was found to be configured but the ASM parameter file does not exist at location "{0}" on the node "{1}" on which upgrade is requested.

Cause: The indicated ASM parameter file did not exist at the identified location.

Action: Ensure that the ASM instance is configured and started using an existing ASM parameter file, SPFILE or PFILE on the indicated node. If a new ASM parameter file is created, restart the ASM instance to use that ASM parameter file.

PRVG-04572: Parameter file "{0}" for ASM instance is not on an ASM disk group.

Cause: The indicated parameter file was not on an ASM disk group.

Action: Ensure that the indicated parameter file is on an ASM disk group.

PRVG-04574: Password file "{0}" for ASM instance is not on an ASM disk group.

Cause: The indicated password file was not on an ASM disk group.

Action: Ensure that the indicated password file is on an ASM disk group.

PRVG-04585: failed to retrieve the ASM parameter file location on the node "{0}"

Cause: A CVU pre-upgrade check could not be completed because an attempt to query the currently running ASM instance on the indicated node to obtain the location of its parameter file failed. The accompanying error messages provide detailed failure information.

Action: Ensure that the ASM instance is configured and started using an existing ASM parameter file, SPFILE or PFILE on the indicated node. Examine the accompanying error messages and correct the problem indicated.

PRVG-04600: Nodes "{0}" do not have VIPs configured

Cause: An attempt to verify if the specified nodes that are configured as 'auto' and are currently Leaf nodes but can become Hub nodes have Virtual Internet Protocol (VIP) addresses configured failed because no IP addresses were assigned for the node VIPs.

Action: Ensure that the nodes specified have node VIPs that are configured but not in use.

PRVG-04601: Node VIPs for nodes "{0}" are active

Cause: An attempt to verify if the specified nodes that are configured as 'auto' and are currently Leaf nodes but can become Hub nodes have Virtual Internet Protocol (VIP) addresses that are not active failed because the VIPs for the specified nodes were active.

Action: Ensure that the node VIPs for the nodes specified have VIP's that are not active.

PRVG-04610: Nodes "{0}" do not have VIPs configured

Cause: It was found that specified hub nodes do not have node VIPS configured.

Action: Ensure that the nodes specified have node VIPs that are configured but not in use.

PRVG-04611: Node VIPs for nodes "{0}" are active

Cause: The VIPs for the specified hub nodes were found to be reachable.

Action: Ensure that the node VIPs for the nodes specified have VIP's that are not reachable using ping.

PRVG-04654: Disk discovery string mismatch between ASM instance and GPnP profile. GPnP profile: "{0}", ASM Instance: "{1}"

Cause: Disk discovery strings in the ASM instance and GPnP profile were different.

Action: Use the command 'asmcmd dsset' to set the ASM discovery string to the correct value in both places.

PRVG-04655: The command "{0}" to retrieve ASM discovery string failed

Cause: The specified command executed to retrieve ASM discovery string failed.

Action: Look at the accompanying messages and respond accordingly.

PRVG-04656: The command "{0}" to obtain the list of ASM disks failed

Cause: The specified command executed to retrieve list of ASM disks failed.

Action: Look at the accompanying messages and respond accordingly.

PRVG-04657: The permissions for block devices "{0}" are incorrect on node "{1}" [Expected = {2} octal, Actual = {3}]

Cause: The permissions of the indicated block devices were incorrect on the specified node. Starting in 12g the default ASM disk discovery string was changed from '/dev/raw/raw*' to '/dev/sd*'. The disks corresponding to the block device files in the message were members of ASM disk groups and were accessed using the raw devices (matched by '/dev/raw/raw*' prior to 12g) with the correct permissions. However, the block devices in the message corresponding to the same disks and found with '/dev/sd*' do not have the correct permissions. To ensure continued working of ASM, all disks that were members of disk groups must continue to be members.

Action: Make sure that the permissions for the specified block devices matches the expected value (this will be necessary in the long run because raw devices are being deprecated). Alternatively set the string '/dev/raw/raw*' as the disk discovery path using command 'asmcmd dsset --normal *discovery string*' in ASM 11.2 or later, using command 'alter system set asm_diskstring=*discovery string* scope=spfile;' in 11.1 or earlier ASM.

PRVG-04664: Failed to obtain block device corresponding to raw disk "{0}" on node "{1}"

Cause: An attempt to obtain block device corresponding to specified raw disk failed on node specified. Starting in 12g the default ASM disk discovery string was changed from '/dev/raw/raw*' to '/dev/sd*'. The specified disks were picked up by using the old default disk discovery string '/dev/raw/raw*'. To ensure continued working of ASM, all disks that were members of disks groups must continue to be members.

Action: Look at the accompanying error message and respond accordingly.

PRVG-04665: The owner for block devices "{0}" are incorrect on node "{1}" [Expected = {2}, Actual = {3}]

Cause: The owner of the block device on the node specified were incorrect. Starting in 12g the default ASM disk discovery string was changed from '/dev/raw/raw*' to '/dev/sd*'. The disks corresponding to the block device files in the message were members of ASM disk groups and were accessed using the raw devices (matched by '/dev/raw/raw*' prior to 12g) with the correct ownership. However, the block devices in the message corresponding to the same disks and found with '/dev/sd*' do not have the correct ownership. To ensure continued working of ASM, all disks that were members of disk groups must continue to be members.

Action: Make sure that the owner of the specified block devices matches the expected value (this will be necessary in the long run because raw devices are being deprecated). Alternatively set the string '/dev/raw/raw*' as the disk discovery path using command 'asmcmd dsset --normal *discovery string*' in ASM 11.2 or later, using command 'alter system set asm_diskstring=*discovery string* scope=spfile;' in 11.1 or earlier ASM.

PRVG-04666: The group for block devices "{0}" are incorrect on node "{1}" [Expected = {2}, Actual = {3}]

Cause: The group ownership of the block devices on the node specified were incorrect. Starting in 12g the default ASM disk discovery string was changed from '/dev/raw/raw*' to '/dev/sd*'. The disks corresponding to the block device files in the message were members of ASM disk groups and were accessed using the raw devices (matched by '/dev/raw/raw*' prior to 12g) with the correct group ownership. However, the block devices in the message corresponding to the same disks and found with '/dev/sd*' do not have the correct group ownership. To ensure continued working of ASM, all disks that were members of disk groups must continue to be members.

Action: Make sure that the group of the specified block devices matches the expected value (this will be necessary in the long run because raw devices are being deprecated). Alternatively set the string '/dev/raw/raw*' as the disk discovery path using command 'asmcmd dsset --normal *discovery string*' in ASM 11.2 or later, using command 'alter system set asm_diskstring=*discovery string* scope=spfile;' in 11.1 or earlier ASM.

PRVG-04669: Could not determine ASM disk discovery string on node "{0}"

Cause: ASM disk ownership, group, permission and size checks failed because the ASM discovery string could not be determined.

Action: Examine the accompanying error messages and correct the problem indicated.

PRVG-04670: File "{0}" could not be read

Cause: An error occurred while reading the specified file while trying to determine whether default ASM discovery string was being used.

Action: Look at the accompanying messages for details on the cause of failure.

PRVG-04671: Failed to match the block device "{0}" with the new default discovery string

Cause: The specified block device could not be discovered with the new default discovery string. Starting in 12g the default ASM disk discovery string was changed from '/dev/raw/raw*' to '/dev/sd*'. To ensure proper upgrade of ASM, all disks that were member disks of diskgroups prior to upgrade must continue to be discovered as member disks after upgrade.

Action: Make sure that the specified devices are discoverable using the new default discovery string (this will be necessary in the long run because raw devices are being deprecated). Alternatively set the disk discovery path to '/dev/raw/raw*' using the command 'asmcmd dsset --normal *discovery string*' in ASM 11.2 or later. If SPFILE is in use for 11.1 or earlier ASM, then use the command 'ALTER SYSTEM SET ASM_DISKSTRING=*discovery string* SCOPE=SPFILE;'. Otherwise, update the value of parameter ASM_DISKSTRING in the PFILE of each ASM instance.

PRVG-04672: failed to retrieve ASM discovery string information while checking ASM disk size consistency

Cause: An attempt to obtain ASM discovery string information failed.

Action: Examine the accompanying error message for details.

PRVG-05150: could not determine if path {0} is a valid path on all nodes

Cause: Checking for shared devices could not be executed because the indicated path could not be validated for all nodes. Validation was not possible because the device referenced by the path could not be identified. On Linux systems this can occur if the file /etc/multipath.conf is not readable by the requesting user.

Action: Ensure that the path exists on all of the nodes participating in the operation. On Linux systems, ensure that the user has read access to '/etc/multipath.conf'.

PRVG-05317: The Clusterware is currently being upgraded to version: "{0}".\n The following nodes have not been upgraded and are\n running Clusterware version: "{1}".\n "{2}"

Cause: The CRS integrity may have discovered that your Oracle Clusterware is partially upgraded.

Action: Review warnings and make modifications as necessary. If the warning is due to partial upgrade of Oracle Clusterware stack then continue with upgrade and finish it.

PRVG-05500: Failed to retrieve the disk information for path "{0}"

Cause: Could not retrieve the disk information for the specified path on all nodes.

Action: Ensure that the path specified is an existing path and current user has access permission for this path on all nodes.

PRVG-05501: Failed to retrieve the disk information for path "{0}" on node "{1}"

Cause: Could not retrieve the disk information for the specified path on identified node.

Action: Ensure that the path specified is an existing path and current user has access permission for this path on identified node.

PRVG-05723: Network CRS resource is configured to use DHCP provided IP addresses

Cause: The network Cluster Ready Services (CRS) resource that was configured to request the Dynamic Host Configuration Protocol (DHCP) server for IP addresses

was online. DHCP server check must not be performed while the network CRS resource configured to use the DHCP provided IP address is online.

Action: No action is required.

PRVG-05725: The TCP server process with PID "{0}" on node "{1}" failed to exit normally

Cause: The TCP server process with the PID specified, running on the node indicated, failed to exit normally.

Action: Use OS commands to terminate the TCP server process with the indicated PID.

PRVG-05726: Failed to discover DHCP servers on public network listening on port "{0}" using command "{1}"

Cause: An attempt to use the indicated command to discover Dynamic Host Configuration Protocol (DHCP) servers listening on the public network on the indicated port failed.

Action: Contact the network administrator to ensure that the DHCP servers exist on the network. If the DHCP servers are listening on a different port, then retry the command specifying the alternate port using the -port option. If the DHCP has a slow response, then use the CV_MAX_RETRIES_DHCP_DISCOVERY property in the cvu_config file so that the Cluster Verification Utility (CVU) performs a certain number of retries. The default number of retries performed is 5.

PRVG-05727: Command "{0}" to generate DHCP client ID failed

Cause: An attempt to generate client ID using specified command required for 'crsctl discover dhcp', 'crsctl request dhcp' and 'crsctl release dhcp' commands failed.

Action: Look at the accompanying messages for details on the cause of failure.

PRVG-05730: DHCP servers on public network listening on port "{0}" could not provide an IP address for node VIP on node "{1}"

Cause: An attempt to verify if DHCP servers respond to DHCP discover packets sent on the specified port for specified node's node VIP failed, as no response was received.

Action: Contact the network administrator to make sure that DHCP servers exist on the network. If the DHCP servers are listening to a different port then specify it by using -port option. Make sure that DHCP servers can provide VIPs for all nodes in the cluster that can start as a 'hub' node.

PRVG-05731: DHCP servers on network "{2}" listening on port "{0}" could not provide an IP address for node VIP on node "{1}"

Cause: An attempt to verify if DHCP servers respond to DHCP discover packets sent on the specified network and port for specified node's node VIP failed, as no response was received.

Action: Contact the network administrator to make sure that DHCP servers exist on the network specified. If the DHCP servers are listening to a different port then specify it by using -port option. Make sure that DHCP servers can provide VIPs for all nodes in the cluster that can start as a 'hub' node.

PRVG-05732: No DHCP server were discovered on the network "{1}" listening on port {0}

Cause: No reply was received for the DHCP discover packets sent on the specified network and port.

Action: Contact the network administrator to make sure that DHCP servers exist on the network. If the DHCP servers are listening to a different port then specify it by using -port option.

PRVG-05733: Failed to discover DHCP servers on network "{2}" listening on port "{0}" using command "{1}"

Cause: An attempt to use the indicated command to discover Dynamic Host Configuration Protocol (DHCP) servers listening on the indicated network on the indicated port failed.

Action: Contact the network administrator to ensure that the DHCP servers exist on the network. If the DHCP servers are listening on a different port, then retry the command specifying the alternate port using the -port option. If the DHCP has a slow response, then use the CV_MAX_RETRIES_DHCP_DISCOVERY property in the cvu_config file so that the Cluster Verification Utility (CVU) performs a certain number of retries. The default number of retries performed is 5.

PRVG-05736: The "{0}" command returned error "{1}"

Cause: An attempt to discover DHCP servers using specified command failed. The command returned error specified.

Action: Since CVU is operating not operating from a clusterware home it does not have access to all error messages. Look at the Oracle database error messages manual for the exact error message and act accordingly.

PRVG-05737: The file "{0}" could not be copied to "{1}" on local node.

Cause: While attempting to discover Dynamic Host Configuration Protocol (DHCP) servers, the indicated source file could not be copied to the indicated destination file on the local node. Details are provided by the accompanying messages.

Action: Examine the accompanying messages and respond accordingly.

PRVG-05738: The time to discover a DHCP server in the network, exceeded {0} seconds.

Cause: The pre-installation CVU verification of Dynamic Host Configuration Protocol (DHCP) service for the specified network failed to discover a DHCP server within the indicated time.

Action: This check is network load sensitive and can yield different results at different times. Ensure that the DHCP server and the network are not overloaded and retry the check.

PRVG-05740: Oracle Restart installed, requested check is not valid in this environment

Cause: A check invalid for the Oracle Restart environment was attempted.

Action: Check the documentation and use a valid command for this environment.

PRVG-05741: Oracle Restart installed, multiple nodes not valid in this environment

Cause: Multiple nodes were specified as part of the nodelist in an Oracle Restart configuration.

Action: Specify the node on which Oracle Restart has been configured.

PRVG-05745: CRS Configuration detected, Restart configuration check not valid in this environment

Cause: A check valid for the Oracle Restart configuration was attempted in a multi-node cluster environment.

Action: Try a valid check for a multi-node cluster environment.

PRVG-05818: GNS resource is configured to listen on virtual IP address "{0}" for domain "{1}"

Cause: An attempt was made to run 'cluvfy comp dns' command against GNS resource configured to listen to specified domain at specified GNS-VIP while it was online.

Action: If GNS needs to be verified use 'cluvfy comp gns' command. If DNS setup needs to be checked then stop the GNS resource and start 'cluvfy comp dns -server'.

PRVG-05819: VIP address "{0}" is already in use

Cause: The identified VIP address was found to be active on the public network.

Action: Specify a VIP address that is not in use.

PRVG-05820: Failed to retrieve IP address of host "{0}"

Cause: An attempt to retrieve an IP address for the indicated host failed.

Action: Run 'nslookup' on the host name and make sure the name is resolved.

PRVG-05821: The subdomain delegation check is not performed as part of GNS check.

Cause: A Grid Naming Service (GNS) configuration with subdomain was found and the privilege delegation user and password were not provided.

Action: Retry specifying the privilege delegation user and password.

PRVG-05822: Name lookup for FQDN "{0}" failed with test DNS server running at address "{1}" and listening on port {2}.

Cause: An attempt to query the indicated Fully Qualified Domain Name (FQDN) on the test domain name server (DNS) running at the indicated address and port failed.

Action: Ensure that the indicated address is correct.

PRVG-05823: Name lookup for FQDN "{0}" failed.

Cause: An attempt to query the indicated domain name server (DNS) for the indicated Fully Qualified Domain Name (FQDN) failed.

Action: Ensure that Grid Naming Service (GNS) subdomain delegation is set up correctly in the DNS.

PRVG-05824: GNS resource is configured to listen on virtual IP address "{0}" without a forwarded domain.

Cause: An attempt was made to run the 'cluvfy comp dns' command against the Grid Naming Service (GNS) VIP configured at the indicated GNS-VIP while it was online.

Action: If GNS needs to be verified, use the 'cluvfy comp gns' command. If the domain name server (DNS) setup needs to be checked, then stop the GNS resource and start 'cluvfy comp dns'.

PRVG-05825: Subdomain delegation verification for the subdomain "{0}" failed.

Cause: An attempt to verify subdomain delegation for the indicated subdomain failed.

Action: Ensure that Grid Naming Service (GNS) subdomain delegation is set up correctly in the DNS and retry the operation.

PRVG-05830: None of the currently configured VIP addresses belong to the public subnet "{0}" on the network interface "{1}" of the node "{2}".

Cause: No VIP addresses were found on the indicated public subnet on the identified node.

Action: Ensure that the indicated public subnet has at least one VIP address configured on it or deconfigure the public subnet.

PRVG-05831: Public subnet "{0}" has no public IP address except active VIP addresses "{1}" on the node "{2}".

Cause: The identified public subnet did not have any additional IP address other than the configured VIP addresses active on the node.

Action: Ensure that the indicated public subnet has at least one active public IP in addition to the identified VIP address.

PRVG-05834: Failed to retrieve the configured VIP address information for network resource on each of the cluster nodes.

Cause: An attempt to retrieve the configured node VIP address information failed.

Action: Ensure that the clusterware is up and running and also examine the accompanying messages and respond accordingly.

PRVG-05835: failed to run srvctl command

Cause: An attempt to run srvctl command to get the network information failed. Specific details of the failure are included in the accompanying error messages.

Action: Ensure that the clusterware is up and running, examine the accompanying messages and respond accordingly.

PRVG-05836: failed to retrieve the configured public network list information for the cluster

Cause: An attempt to retrieve the configured public network information failed. Specific details of the failure are included in the accompanying error messages.

Action: Ensure that the clusterware is up and running, examine the accompanying messages and respond accordingly.

PRVG-05905: Windows firewall is enabled on nodes:

Cause: Windows firewall status was found to be enabled.

Action: To disable Windows firewall, on Windows 2003 or earlier run 'netsh firewall set opmode DISABLE'; on Windows 2008 or later run 'netsh advfirewall set allprofiles state off' at command prompt as an administrator on all the indicated nodes.

PRVG-05906: Windows firewall is enabled on the node "{0}"

Cause: Windows firewall status was found to be enabled.

Action: To disable Windows firewall, on Windows 2003 or earlier run 'netsh firewall set opmode DISABLE'; on Windows 2008 or later run 'netsh advfirewall set allprofiles state off' at command prompt as an administrator on the indicated node.

PRVG-05907: Windows firewall status check cannot be performed on nodes:

Cause: An attempt to determine the status of Windows firewall failed.

Action: Ensure that the access permissions for the Oracle user allow access to the Windows Registry and the registry has the REG_DWORD entry named 'EnableFirewall' with value 0 under 'HKEY_LOCAL_MACHINE\System\CurrentControlSet\Services\SharedAccess\Parameters\FirewallPolicy\StandardProfile' and 'HKEY_LOCAL_MACHINE\System\CurrentControlSet\Services\SharedAccess\Parameters\FirewallPolicy\DomainProfile' sub-keys on the node. It is recommended to back up the Windows Registry before proceeding with any changes. Restart your system to make your changes effective.

PRVG-05908: Windows firewall status check cannot be performed on node "{0}"

Cause: An attempt to determine the status of Windows firewall failed.

Action: Ensure that the access permissions for the Oracle user allow access to the Windows Registry and the registry has the REG_DWORD entry named 'EnableFirewall' with value 0 under 'HKEY_LOCAL_MACHINE\\System\\CurrentControlSet\\Services\\SharedAccess\\Parameters\\FirewallPolicy\\StandardProfile' and 'HKEY_LOCAL_MACHINE\\System\\CurrentControlSet\\Services\\SharedAccess\\Parameters\\FirewallPolicy\\DomainProfile' sub-key on the node. It is recommended to back up the Windows Registry before proceeding with any changes. Restart your system to make your changes effective.

PRVG-05909: Error reading key "{0}" from Windows Registry on node "{1}"

Cause: Specified Windows Registry key could not be read.

Action: Ensure that the specified key exists in Windows Registry and access permissions for the Oracle user allow access to the Windows Registry.

PRVG-05910: Error reading value 'EnableFirewall' under key "{0}" for Windows firewall status on node "{1}"

Cause: Could not read Windows Registry value 'EnableFirewall' under specified key.

Action: Ensure that the access permissions for the Oracle user allow access to the Windows Registry and the Registry value 'EnableFirewall' under specified key is present on the node.

PRVG-06000: OCR "{0}" is on raw or block device storage

Cause: An attempt was made to add OCR storage on a raw or block device.

Action: Choose a different location for storing OCR.

PRVG-06007: The OCR backup location "{0}" does not have enough space. [Expected="{1}" ; Found="{2}"]

Cause: Size of the OCR backup location was found to be insufficient.

Action: Increase the size of the OCR backup location or move the OCR backup to a location with sufficient space.

PRVG-06013: Failed to retrieve CRS active version from OCR dump on node "{0}"

Cause: An attempt to query the CRS active version key from OCR dump failed.

Action: Make sure Oracle Clusterware is up and running. Examine any accompanying error messages for details.

PRVG-06014: Failed to parse OCR dump output: "{0}"

Cause: An attempt to parse OCR dump failed.

Action: Make sure Oracle Clusterware is up and running. Examine any accompanying error messages for details.

PRVG-06015: Error retrieving output of OCR dump command on node "{0}"

Cause: Command 'ocrdump -stdout -xml' produced no output.

Action: Examine any accompanying error messages for details.

PRVG-06016: Failed to retrieve the OCR backup location from node "{0}". Command "{1}" failed with errors.

Cause: An attempt to retrieve the backup location of OCR failed on indicated node.

Action: Make sure Oracle Clusterware is up and running. Examine any accompanying error messages for details.

PRVG-06020: failed to retrieve CRS active version from node "{0}"

Cause: An attempt to query the CRS active version from the CRS home on the indicated node failed.

Action: Make sure Oracle Clusterware is up and running, address any issues described in accompanying error messages, and retry.

PRVG-06025: Voting disk "{0}" is on RAW or Block storage

Cause: An attempt was made to add voting disk storage on a raw or block device.

Action: Choose a different location for storing Voting disk.

PRVG-06056: Insufficient ASM instances found. Expected {0} but found {1}, on nodes "{2}"

Cause: Fewer than the configured ASM instance count were found running.

Action: Make sure that ASM is started on enough nodes by using the 'srvctl start asm' command.

PRVG-06057: Command "{0}" to check if ASM I/O server resource instances are running failed

Cause: An attempt to execute the displayed command failed.

Action: This is an internal error. Contact Oracle Support Services.

PRVG-06059: ASM I/O servers are not running on sufficient number of nodes. [Required= {0}; Found= {1}]

Cause: An attempt to verify that ASM I/O servers are running on sufficient number of nodes failed as they running on less number of nodes than I/O server count.

Action: Make sure that ASM I/O servers are started on sufficient number of nodes by using 'srvctl start ioserver' command. If required count is greater than number of nodes in the cluster make sure that the ASM I/O servers are started on all nodes of the cluster.

PRVG-06061: ASM I/O servers running on nodes "{0}" are running on nodes that do not have an ASM instance

Cause: An attempt to determine if all ASM I/O server instances are running on nodes with ASM instances found that on nodes specified I/O servers were running but there were no ASM instances.

Action: The ASM I/O servers can be relocated using the command 'srvctl relocate ioserver' to nodes on which ASM instances are running on.

PRVG-06062: ASM filter driver library is not loaded on nodes "{0}"

Cause: An attempt to check if ASM filter driver library was loaded failed on the nodes specified because the filter driver library was not loaded.

Action: Make sure that the ASM filter driver is installed on all nodes of the cluster and the ASM filter driver is managing all ASM managed disks.

PRVG-06063: Failed to check if the ASM filter driver library is installed on nodes "{0}"

Cause: An attempt to check if ASM filter driver library was loaded failed / on the nodes specified because the ASM filter driver status could not be determined.

Action: Look at the accompanying messages and respond accordingly.

PRVG-06066: Failed to obtain the list of disks managed by ASM on nodes "{0}"

Cause: An attempt to obtain the list of disks managed by ASM on the specified nodes failed.

Action: Look at the accompanying messages and respond accordingly.

PRVG-06067: The command "{0}" failed to run on nodes "{0}"

Cause: An attempt to obtain the list of disks managed by ASM filter driver failed on the nodes specified because the command could not be executed.

Action: Look at the accompanying messages and respond accordingly.

PRVG-06068: The command "{0}" failed to produce any output on nodes "{0}"

Cause: An attempt to obtain the list of disks managed by ASM filter driver failed on the nodes specified because the command did not produce any output.

Action: This is an internal error. Contact Oracle support services. NOTE: Message 6068, TASK_ASM_AFDTOOL_NO_OUTPUT is obsolete. However, it cannot be deleted from this until it is deleted from the translated messages.

PRVG-06069: The disks "{0}" are not managed by ASM filter driver on node "{1}"

Cause: The indicated disks were listed by the ASM filter driver on one or more nodes but were not listed by ASM filter driver on the indicated node.

Action: Ensure that the disks listed by the ASM filter driver are consistent across all the cluster nodes.

PRVG-06070: failed to execute command "{0}" on node "{1}"

Cause: An attempt to execute the specified command on the node specified failed.

Action: Look at the accompanying messages and respond accordingly.

PRVG-06074: The ASM filter driver library is not installed on nodes "{0}"

Cause: The ASM filter driver library was not found installed on the indicated nodes.

Action: Ensure that the ASM filter driver library is consistently installed and loaded across all the cluster nodes.

PRVG-06075: failed to check if the ASM filter driver library is loaded on nodes "{0}"

Cause: An attempt to check whether the ASM filter driver library was loaded failed on the nodes specified because the ASM filter driver status could not be determined.

Action: Look at the accompanying messages and respond accordingly.

PRVG-06078: ASM filter driver library is not supported on current platform for this release "{0}"

Cause: The ASM filter driver library have not been ported for the indicated release on this OS platform.

Action: None

PRVG-06081: The disks "{0}" are not managed by ASM filter driver on node "{1}"

Cause: An attempt to verify that all disks that are managed by ASM are also managed by ASM filter driver failed because the specified disks were being managed by ASM but not by ASM filter driver.

Action: Use the command 'afdtool' to stamp the disks for management by ASM filter driver.

PRVG-06083: The disks "{0}" are not listed by ASM filter driver on node "{1}".

Cause: The CVU check for ASM filter driver configuration consistency determined that the indicated disks were listed by the ASM filter driver on one or more nodes but were not listed by ASM filter driver on the indicated node.

Action: Ensure that the disks listed by the ASM filter driver are consistent across all the cluster nodes. The command 'afdtool -rescan' can be used to perform a rescan of ASM filter driver managed disks on the indicated node and the command 'afdtool -getdevlist "*" can be used to list the AFD managed disks.

PRVG-07040: Failed to get LV count for "{0}"

Cause: Could not get Logical Volume information for the device specified.

Action: Ensure that the device specified is available.

PRVG-07050: No part of location "{0}" matches an existing path on node "{1}"

Cause: Neither the specified location nor any leading portion thereof matched existing file system paths on the indicated node.

Action: Ensure that the path is absolute and at least some leading portion of it matches an existing file system path on the indicated node.

PRVG-07051: No part of location "{0}" matches an existing path with write permissions for current user on node "{1}"

Cause: Neither the specified location nor any leading portion thereof matched existing file system paths with write permissions on the indicated node.

Action: Ensure that the path is absolute and at least some leading portion of it matches an existing file system path writable by the current user on the indicated node.

PRVG-07080: Failed to retrieve the 'srvctl' version on node "{0}", [{1}]

Cause: Could not get the version of 'srvctl' utility on the identified node.

Action: Look at the accompanying messages and respond accordingly.

PRVG-07090: An internal error occurred within cluster verification fix up framework

Cause: An error occurred while performing the selected fix up operations.

Action: This is an internal error. Contact Oracle Support Services.

PRVG-07091: Unknown privilege delegation method specified

Cause: An unknown privilege delegation method was specified.

Action: Specify a valid value for the privilege delegation method. 'sudo' and 'root' are the only acceptable method values.

PRVG-07092: User "{0}" does not have sufficient authorization to run this command.

Cause: An attempt to run the Cluster Verification Utility (CVU) command failed because the user did not have sufficient authority to run it.

Action: Use the command line option '-method' to specify one of the privilege delegation methods.

PRVG-07500: File "{0}" not found

Cause: The specified file was not found.

Action: Ensure that the file exists and is readable.

PRVG-07501: An error occurred while parsing file "{0}"

Cause: An error occurred while parsing the document.

Action: Ensure that the document is well formatted and a valid XML document.

PRVG-07503: An I/O error occurred while reading file "{0}"

Cause: An I/O error occurred while parsing the document.

Action: Ensure that the document is accessible. Copy the document to a new location and retry.

PRVG-07504: An internal error occurred while parsing file "{0}"

Cause: An internal error occurred while parsing the document.

Action: This is an internal error. Contact Oracle Support Services.

PRVG-07505: Failed to get group membership of user "{0}" on node "{1}"

Cause: An attempt to get the group membership of the user on the indicated node failed.

Action: Look at the accompanying error messages displayed and fix the problems indicated.

PRVG-08000: Path "{0}" specified for the '-src_crshome' option is not a valid source CRS home.

Cause: The identified source CRS home was not found to be the configured CRS home.

Action: Specify a valid configured CRS home.

PRVG-08001: CRS home "{0}" is not a valid directory.

Cause: While attempting to determine the nodes on which to perform the verification operation, the Oracle Clusterware home discovered was not a valid directory.

Action: Ensure that any previous Oracle Clusterware installation has been deinstalled properly.

PRVG-08002: The required executable "olsnodes" is missing from the directory "{0}".

Cause: While attempting to determine the nodes on which to perform the verification operation, the 'olsnodes' executable was not found in the Oracle Clusterware home.

Action: Ensure that the Oracle Clusterware was installed properly. Ensure that any previous Oracle Clusterware configuration files have been cleaned up.

PRVG-08003: Unable to retrieve node list from the Oracle Clusterware.

Cause: While attempting to determine the nodes on which to perform the verification operation, the nodes that belonged to the cluster could not be obtained from the Oracle Clusterware.

Action: Ensure that the Oracle Clusterware stack is up so that Cluster Verification Utility (CVU) can retrieve the node list. The node list can be specified using the command line option '-n *nodelist*' or using CV_NODE_ALL property in the 'cvu_config' file so that CVU perform verification operation on those nodes.

PRVG-09001: Failed to read input from command line standard input

Cause: Failed to read the response from standard input.

Action: Ensure that the input is correctly entered on standard input.

PRVG-09003: Failed to read the "{0}" user credentials

Cause: Failed to read the response from standard input.

Action: Ensure that the input is correctly entered on standard input.

PRVG-09015: Failed to execute command "{0}" using "{1}" credentials on node "{2}" with error "{3}"

Cause: An attempt to execute the command with the credentials provided for the identified user across all the nodes failed.

Action: Ensure that the credentials provided are correct.

PRVG-09016: failed with an error "{0}" on node "{1}"

Cause: An operating system error occurred while executing the fix up on the specified node.

Action: Look at the error details and respond accordingly.

PRVG-09018: Privilege delegation method and credentials are not specified

Cause: The privilege delegation method and credentials were not specified.

Action: Ensure that the privilege delegation method and its credentials are specified.

PRVG-09019: Copying required fix up files to directory "{0}" failed on all nodes

Cause: An attempt to copy fix up files to the indicated directory failed on all cluster nodes.

Action: Make sure that the user running fix up has read and write permissions on the indicated directory.

PRVG-09020: Executable file "{0}" not found on node "{1}"

Cause: Indicated executable file was not found at the indicated path on the identified node.

Action: Ensure that the executable file exists at the indicated path.

PRVG-09021: File "{0}" not found on nodes "{1}"

Cause: Indicated file was not found at the indicated path on the identified nodes.

Action: Ensure that the file exists at the indicated path.

PRVG-09023: Manual fix up command "{0}" was not issued by root user on node "{1}"

Cause: The indicated manual command to perform a fix up action was either not issued or was issued by an user other than root.

Action: Ensure that the indicated manual fix up command is executed as root user on the identified node.

PRVG-09025: Failed to update the value of parameter "{0}" in configuration file "{1}" on node "{2}"

Cause: An attempt to update the value of indicated parameter in the configuration file on the identified node failed.

Action: Ensure that the file exists and the privilege delegation method used to run this command is run with correct credentials.

PRVG-09026: Failed to adjust the value of parameter "{0}" using command "{1}" on node "{2}"

Cause: An attempt to update the system parameter value using indicated command failed on the indicated node.

Action: Examine the accompanying error messages for details and also ensure that the command executable exists at the identified path and the privilege delegation method used to run this command is run with correct credentials.

PRVG-09027: Failed to retrieve the current value of parameter "{0}" using command "{1}" on node "{2}"

Cause: An attempt to retrieve the current value of indicated system parameter using identified command failed on the indicated node.

Action: Examine the accompanying error messages for details and also ensure that the command executable exists at the identified path and the privilege delegation method used to run this command is run with correct credentials.

PRVG-09028: Failed to set an environment variable "{0}" on node "{1}"

Cause: An attempt to set an environment variable failed on indicated node.

Action: This is an internal error. Contact Oracle Support Services.

PRVG-09030: Failed to open configuration file "{0}" on node "{1}"

Cause: An attempt to open the indicated file for read and write operations failed on the indicated node.

Action: Ensure that the file exists and the privilege delegation method used to run this command is run with correct credentials.

PRVG-09031: Missing required data in fix up data file.

Cause: An internal error occurred while performing the selected fix up operations.

Action: This is an internal error. Contact Oracle Support Services.

PRVG-09032: Failed to create new user "{0}" on node "{1}", command "{2}" failed with error {3}

Cause: An attempt to add specified new user failed on the indicated node.

Action: Ensure that the privilege delegation method used to run this command is run with correct credentials.

PRVG-09033: Failed to create new group "{0}" on node "{1}"

Cause: An attempt to add specified new group failed on the indicated node.

Action: Ensure that the privilege delegation method used to run this command is run with correct credentials.

PRVG-09034: User "{0}" does not exist on node "{1}"

Cause: The specified user name was not known to the operating system on the indicated node.

Action: Ensure that the user account exists on the indicated node.

PRVG-09035: Group "{0}" does not exist on node "{1}"

Cause: The specified group name was not known to the operating system on the indicated node.

Action: Ensure that the group account exists on the indicated node.

PRVG-09036: Failed to add user "{0}" to group "{1}" on node "{2}"

Cause: An attempt to add the indicated user to the group failed on the specified node.

Action: Ensure that the privilege delegation method used to run this command is run with correct credentials and the user and group exist on the node.

PRVG-09037: Failed to get the list of groups for user "{0}" on node "{1}"

Cause: An attempt to retrieve the operating system groups to which the specified user belongs failed on the indicated node.

Action: Ensure that the user account exists on the node.

PRVG-09038: Failed to modify user "{0}" user ID to "{1}" on node "{2}"

Cause: An attempt to modify identified user's ID failed on the indicated node.

Action: Ensure that the privilege delegation method used to run this command is run with correct credentials.

PRVG-09039: Failed to modify group "{0}" group ID to "{1}" on node "{2}"

Cause: An attempt to modify identified group's ID failed on the indicated node.

Action: Ensure that the privilege delegation method used to run this command is run with correct credentials.

PRVG-09040: Failed to get available unique user ID from nodes "{0}"

Cause: An attempt to retrieve an unused unique user ID from the indicated nodes failed.

Action: Ensure that the node is reachable and the user running the command has required privileges to retrieve the information from user accounts database.

PRVG-09041: Failed to get available unique group ID from nodes "{0}"

Cause: An attempt to retrieve an unused unique group ID from the indicated nodes failed.

Action: Ensure that the node is reachable and the user running the command has required privileges to retrieve the information from group accounts database.

PRVG-09042: Failed to get available user ID from node "{0}"

Cause: An attempt to retrieve an unused user ID from the indicated node failed.

Action: Ensure that the node is reachable and the user running the command has required privileges to retrieve the information from user accounts database.

PRVG-09043: Failed to get available group ID from node "{0}"

Cause: An attempt to retrieve an unused group ID from the indicated node failed.

Action: Ensure that the node is reachable and the user running the command has required privileges to retrieve the information from group accounts database.

PRVG-09044: Failed to adjust the 'runlevel' value in file "{0}" on node "{1}"

Cause: An attempt to adjust the 'runlevel' value in entry inside the indicated file failed on the specified node.

Action: Ensure that the indicated file is in correct format and that the entry for 'initdefault' runlevel exists in the file.

PRVG-09045: Failed to install the package "{0}" from source location "{1}" on node "{2}"

Cause: An attempt to install the indicated package failed on the identified node.

Action: Ensure that the package source file exists at the identified location and the 'rpm' tool is available on the node.

PRVG-09046: Fix up for this verification failure is not supported

Cause: An internal error occurred while performing the selected fix up operations.

Action: This is an internal error. Contact Oracle Support Services.

PRVG-09047: Fix up initial framework setup is not performed, cannot perform fix up operations

Cause: An internal error occurred while performing the selected fix up operations.

Action: This is an internal error. Contact Oracle Support Services.

PRVG-09048: Fix up is not supported for Operating System parameter "{0}"

Cause: An internal error occurred while performing the selected fix up operations.

Action: This is an internal error. Contact Oracle Support Services.

PRVG-09049: Failed to create home directory at path "{0}" for newly created user "{1}" on node "{2}"

Cause: An attempt to create the home directory at the indicated path failed for the newly created user on the indicated node.

Action: Manually create the home directory at the indicated path for the newly added user account.

PRVG-09050: Failed to determine the Operating System version on node "{0}"

Cause: An attempt to retrieve the operating system version failed on the identified node.

Action: Ensure that the command is being run in the correct operating system environment.

PRVG-09051: Fix up is not supported for the Operating System parameter "{0}" on current version of the Operating System on node "{1}"

Cause: A fix up operation was requested for an Operating System version that does not support that operation.

Action: None, or address the situation manually on the indicated node.

PRVG-09052: Failed to adjust the value of parameter "{0}" using operating system function call "{1}" on node "{2}" with error \n{3}

Cause: An attempt to update the system parameter value using the indicated system call failed on the indicated node.

Action: Examine the accompanying error messages for details.

PRVG-09053: Failed to retrieve the current value of parameter "{0}" using operating system function call "{1}" on node "{2}" with error \n{3}

Cause: An attempt to retrieve the current value of the indicated system parameter using the identified operating system function call failed on the indicated node.

Action: Examine the accompanying error messages for details.

PRVG-09055: Failed to verify the existence of Solaris Project name "{0}" on node "{1}"

Cause: An attempt to check the existence of the indicated Solaris Projects failed on the identified node.

Action: Ensure that the project specific configuration is correct on the identified node.

PRVG-09056: Failed to create the Solaris Project "{0}" for Oracle user on node "{1}"
Cause: An attempt to create the indicated Solaris Projects for Oracle user failed on the identified node.

Action: Ensure that the Solaris Project specific configuration is correct on the identified node.

PRVG-09057: Failed to retrieve the home directory of user "{0}" on node "{1}"

Cause: An attempt to retrieve the home directory of the identified user failed on the indicated node.

Action: Ensure that the file /etc/passwd is in correct format and that the contents of this file are correct on the indicated node.

PRVG-09059: Failed to update the IOCP device status to "Available" using command "{0}" on node "{1}". Detailed error: {2}

Cause: An attempt to update the status of an I/O Completion Port (IOCP) to 'Available' on the indicated node failed. The accompanying messages provide detailed failure information.

Action: Rectify the issues described in the detailed messages and retry the operation.

PRVG-09060: Fix up is not supported for daemon or process "{0}"

Cause: An unsupported daemon or process was requested for fix up.

Action: This is an internal error. Contact Oracle Support Services.

PRVG-09061: Daemon or process "{0}" could not be stopped on node "{1}", command "{2}" failed with error: {3}

Cause: An attempt to stop the indicated daemon or process failed on the identified node.

Action: This is an internal error. Contact Oracle Support Services.

PRVG-09062: Daemon or process "{0}" could not be stopped permanently on node "{1}", command "{2}" failed with error: {3}

Cause: An attempt to permanently stop the indicated daemon or process failed on the identified node.

Action: This is an internal error. Contact Oracle Support Services.

PRVG-09063: Daemon or process "{0}" is not running on node "{1}"

Cause: Indicated daemon or process was not found running on the identified node.

Action: Ensure that the daemon name is correct and it is running on the node indicated.

PRVG-09064: Failed to restart the ASMLib driver on node "{0}" using command "{1}". Detailed error: {2}

Cause: An attempt to restart the ASMLib driver failed on the identified node.

Action: Ensure that ASMLib is configured correctly and look at the accompanying messages for details. If the problem persists, contact Oracle Support Services.

PRVG-09065: Failed to retrieve the unpinned nodes using OLSNODES command "{0}" on node "{1}". Detailed error: {2}

Cause: An attempt to determine the pinned status of the cluster nodes using an OLSNODES command failed on the indicated node.

Action: Ensure that the 'olsnodes' executable tool exists at the specified location and look at the accompanying messages for details.

PRVG-09066: Failed to pin the nodes "{0}" using CRSCTL command "{1}" on node "{2}". Detailed error: {3}

Cause: An attempt to pin the specified nodes using a CRSCTL command failed on the indicated node.

Action: Ensure that the 'crsctl' executable tool exists at the specified location and look at the accompanying messages for details.

PRVG-09067: Huge page support is not enabled for Linux kernel on node "{0}".

Cause: Huge pages support was not found configured for the Linux kernel on indicated node.

Action: Ensure that the huge pages support is enabled for the Linux kernel on the indicated node.

PRVG-09068: Failed to determine the recommended value for huge pages on node "{0}".

Cause: An attempt to calculate the recommended value for huge pages failed on the indicated node.

Action: This is an internal error. Contact Oracle Support Services.

PRVG-09070: Failed to update the settings of device file "{0}" using command "{1}" on node "{2}". Detailed error: {3}

Cause: An attempt to update the major and minor number of the indicated device file failed with the indicated error.

Action: Ensure that the indicated command exists at the specified location and look at the accompanying messages for details.

PRVG-09071: Failed to start the daemon "{0}" using command "{1}" on node "{2}". Detailed error: {3}

Cause: An attempt to start the identified daemon failed on the indicated node. Further details are supplied in the additional messages included.

Action: Rectify the issues described in the detailed messages and retry.

PRVG-09072: failed to disable the resource "{0}" using srvctl command "{1}" on node "{2}". Detailed error: {3}

Cause: An attempt to disable the identified resource failed on the indicated node. See included messages for details.

Action: Ensure that the 'srvctl' executable exists at the specified location and look at the accompanying messages for details.

PRVG-09073: failed to stop the resource "{0}" using srvctl command "{1}" on node "{2}". Detailed error: {3}

Cause: An attempt to stop the identified resource failed on the indicated node. See included messages for details.

Action: Ensure that the 'srvctl' executable exists at the specified location and look at the accompanying messages for details.

PRVG-09074: failed to get the resource "{0}" status using srvctl command "{1}" on node "{2}". Detailed error: {3}

Cause: An attempt to determine the identified resource status on the indicated node. See included messages for details.

Action: Ensure that the 'srvctl' executable exists at the specified location and look at the accompanying messages for details.

PRVG-09075: failed to grant privilege "{0}" to user "{1}" on node "{2}"

Cause: The Automatically generated fix-up script to grant the operating system privilege 'dax_access' to the indicated user failed on the indicated node.

Action: Examine the accompanying messages and rectify the issues that caused the script to fail and rerun the script or insure that the indicated user has the 'dax_access' privilege on the indicated node and rerun CVU.

**PRVG-09076: Failure to determine the user's home directory on node "{0}".
Operation failed with error "{1}".**

Cause: An attempt to retrieve the user's home directory failed on the indicated node. The accompanying messages provide detailed information about the failure.

Action: Ensure that the user's home directory is available on the indicated node, either by setting the environment variable 'HOME' appropriately, or by resolving the problem described in the accompanying messages, and retry the operation.

PRVG-09077: Unable to create the directory "{0}" on node "{1}". Operation failed with error "{2}"

Cause: An attempt by the Cluster Verification Utility (CVU) to create the indicated directory failed on the indicated node. The accompanying messages provide detailed information about the failure.

Action: Ensure that the user running fix-up has read and write permissions on the indicated directory. Resolve the problems described in the accompanying messages and retry the operation.

PRVG-09078: Failure to generate the SSH keys on node "{0}". Command "{1}" failed with error "{2}".

Cause: An attempt to generate SSH keys using the indicated command failed on the indicated node because of the indicated error.

Action: Ensure that the user running fix-up has the privileges required to generate the SSH keys on the indicated node. Resolve the problem described by the indicated error and retry the operation.

**PRVG-09079: Failure to update the SSH agent with the SSH keys on node "{0}".
Command "{1}" failed with error "{2}".**

Cause: An attempt to update the SSH agent with the SSH keys by issuing the indicated command failed on the indicated node because of the indicated error.

Action: Ensure that the user running fix-up has the privileges required to update the SSH agent with the keys on the indicated node. Resolve the problem described by the indicated error and retry the operation.

PRVG-09080: Failure to open file "{0}" to read on node "{1}". Operation failed with error "{2}".

Cause: An attempt to read the indicated file failed on the indicated node because of the indicated error.

Action: Ensure that the file exists at the indicated path and the user running fix-up has read permissions on the indicated file. Resolve the problem described by the indicated error and retry the operation.

PRVG-09081: Failure to write to file "{0}" on node "{1}". Operation failed with error "{2}".

Cause: An attempt to write content to the indicated file failed on the indicated node because of the indicated error.

Action: Ensure that the file exists at the indicated path and the user running fix-up has write permissions on the indicated file. Resolve the problem described by the indicated error and retry the operation.

PRVG-09082: Failure to create file "{0}" on node "{1}". Operation failed with error "{2}".

Cause: An attempt to create the indicated file failed on the indicated node because of the indicated error.

Action: Ensure that the user running fix-up has write permissions on the directory in which the indicated file is being created. Resolve the problem described by the indicated error and retry the operation.

PRVG-09083: Failure to update the permissions for file "{0}" to "{1}" on node "{2}". Operation failed with error "{4}".

Cause: An attempt to update the permissions of the indicated file on the indicated node failed because of the indicated error.

Action: Ensure that the user running fix-up has the required permissions on the directory in which the indicated file exists. Resolve the problem described by the indicated error and retry the operation.

PRVG-09084: failure to connect to nodes "{0}" using SSH with specified credentials for user "{1}"

Cause: An attempt to connect to the indicated node using SSH with specified credentials for the indicated user failed. The accompanying messages provide detailed failure information.

Action: Resolve the problems described in the accompanying messages and retry the operation.

PRVG-09085: failure to set up the fix-up work directory "{0}" on node "{1}"

Cause: An attempt to set up the indicated work directory failed on the indicated node. The accompanying messages provide detailed failure information.

Action: Resolve the problems described in the accompanying messages and retry the operation.

PRVG-09086: failure to connect to node "{0}" using secure FTP with specified credentials for user "{1}"

Cause: An attempt to connect using secure FTP to the indicated node using specified credentials for the indicated user failed. The accompanying messages provide detailed failure information.

Action: Resolve the problems described in the accompanying messages and retry the operation.

PRVG-09087: Failure to rename the file "{0}" to "{1}" on node "{2}". Operation failed with error "{3}".

Cause: An attempt to rename the indicated file on the indicated node failed because of the indicated error.

Action: Ensure that the user running fix-up has write permission for the file which is being renamed. Resolve the problem described by the indicated error and retry the operation.

PRVG-09088: Failure to set up the SSH user equivalence for specified user "{0}" on nodes "{1}". Operation failed with error "{2}".

Cause: An attempt to set up SSH user equivalence for the specified user on the indicated nodes failed because of the indicated error.

Action: Resolve the problem described by the indicated error and retry the operation.

PRVG-10005: unable to determine local host name

Cause: The host name could not be determined.

Action: Check that the host name for the local machine is valid. Look at the accompanying messages. If the problem persists, contact Oracle Support Services.

PRVG-10006: APPVIP type needs a VIP name. Specify a VIP name using -vip command line option.

Cause: VIP resource name was missing in the command line for APPVIP type.

Action: Specify a VIP name using -vip option.

PRVG-10008: unable to generate client ID for VIP type "{0}", cluster name "{1}", VIP resource name "{2}"

Cause: An attempt to generate client ID for the specified cluster name, VIP type and resource name failed.

Action: Ensure that the cluster name and VIP resource name do not exceed 252 characters. Make sure that VIP type is a valid VIP type. Refer to 'crsctl get clientid - help' for more information.

PRVG-10010: unable to discover DHCP server in the network listening on port "{0}" for client ID "{1}"

Cause: An attempt to discover DHCP server listening on port specified failed.

Action: Ensure that the DHCP servers exist on the network and are listening on port specified. If they are listening on a different port then specify that port using the -port option. For more information refer to help for 'crsctl discover dhcp' command.

PRVG-10011: unable to request DHCP lease for client ID "{0}" on port "{1}"

Cause: An attempt to request DHCP lease for the specified client ID on specified port failed.

Action: Ensure that there are DHCP servers with IP addresses available on the network. If other DHCP servers are available which are listening on a different port specify an alternative port using the -port option. For more information refer to help for 'crsctl request dhcp' command.

PRVG-10013: unable to release DHCP lease for client ID "{0}", on port "{1}"

Cause: An attempt to release DHCP lease for the specified client ID on specified port failed.

Action: Ensure that there are DHCP servers listening on port specified. If the DHCP server is listening on a different port specify an alternative port using -port option. For more information refer to help for 'crsctl release dhcp' command.

PRVG-10014: HOSTVIP type needs a node name. Specify a node name using -n option.

Cause: Node name was missing in the command line for HOSTVIP type.

Action: For HOSTVIP type node name needs to be specified via -n option.

PRVG-10015: VIP type "{0}" is invalid

Cause: An invalid VIP type was specified for DHCP client ID generation.

Action: Ensure that the VIP type is a valid VIP type. Refer to 'crsctl get clientid -help' for more information.

PRVG-10035: Invalid name server "{0}" used to resolve IP addresses.

Cause: An invalid name server was used or specified in /etc/resolv.conf.

Action: Ensure that the name servers in /etc/resolv.conf are valid.

PRVG-10036: value for command line parameter "{0}" is not an integer

Cause: An invalid value was specified for the specified command line parameter.

Action: Resubmit the request with an integer value.

PRVG-10039: invalid subnet "{0}" specified

Cause: An invalid IPv4 or IPv6 subnet was supplied on the command line.

Action: Supply a subnet address that conforms to IETF RFC-950 or IETF RFC-5942.

PRVG-10040: unable to get list of network interfaces

Cause: An attempt to retrieve the list of network interfaces failed.

Action: Look at the accompanying messages for more information.

PRVG-10041: subnet "{0}" is not configured on the node

Cause: The subnet specified did not match subnet of any network interface on this node.

Action: Specify a subnet that matches at least one network interface's subnet on this node.

PRVG-10044: invalid cluster name "{0}" specified

Cause: An invalid cluster name was supplied on the command line.

Action: Specify a cluster name which is at least one character long but no more than 15 characters in length. The cluster name must be alphanumeric, it cannot begin with a numeric character, and it can contain hyphen (-) characters. However, it cannot end with a hyphen (-) character.

PRVG-10045: invalid node name "{0}" specified

Cause: An invalid node name was supplied on the command line.

Action: Specify a node name which is at least one character but no more than 63 characters in length. The node name must be alphanumeric, it cannot begin with a numeric character, and it may contain hyphen (-) characters. However, it cannot end with a hyphen (-) character.

PRVG-10048: Name "{0}" was not resolved to an address of the specified type by name servers o"{1}".

Cause: An attempt to look up an address of a specified type for the indicated name using the name servers shown did not yield any addresses of the requested type.

Action: Retry the request providing a different name or querying for a different IP address type.

PRVG-10090: could not retrieve ASM password file location

Cause: An attempt to execute an internal 'cvuhelper' command failed to produce any output while retrieving the ASM password file location. This is an internal error.

Action: Contact Oracle Support Services.

PRVG-10091: failed to retrieve the ASM password file location for an ASM instance.

Cause: An attempt to retrieve the password file location for an ASM instance failed while verifying this file is on an ASM disk group. Possibly no ASM password file was configured.

Action: Ensure that the password file location is set for an ASM instance. Examine the accompanying messages, resolve the problems identified, and retry the operation.

PRVG-10120: Failed to access ASMLib configuration file on the node "{0}"

Cause: ASMLib configuration file '/etc/sysconfig/oracleasm-_dev_oracleasm' or link '/etc/sysconfig/oracleasm' was not found or cannot be accessed on the indicated node.

Action: Ensure that the ASMLib is correctly installed and configured, and specified file is present at the given path and that the user has the necessary access privileges for the configuration file.

PRVG-10121: Failed to retrieve ASMLib configuration value from ASMLib configuration file "{0}" on the node "{1}"

Cause: The check for ASMLib configuration was unable to retrieve the required information from specified configuration file on the indicated node.

Action: Ensure that the ASMLib is correctly installed and configured on all the nodes and that the user has the necessary access privileges for the configuration file.

PRVG-10122: ASMLib configuration value set to configuration parameter "{0}" on the node "{1}" does not match with cluster nodes

Cause: The ASMLib configuration check found inconsistent settings across cluster nodes.

Action: Ensure that the ASMLib is correctly installed and configured on all the nodes with same configuration settings and that the user has the necessary access privileges for the configuration file.

PRVG-10123: ASMLib command utility is absent at path "{0}" on the nodes "{1}"

Cause: ASMLib command utility was absent at the identified file system path on the indicated nodes.

Action: Ensure that the ASMLib is correctly configured on all the cluster nodes with same configuration settings and that the ASMLib version is the same on all cluster nodes.

PRVG-10130: Unable to determine whether file path "{0}" is shared by nodes "{1}"

Cause: An attempt to determine whether the file path is shared across nodes failed.

Action: Examine the accompanying error messages for details.

PRVG-10400: The Windows Time service "W32Time" setting "{0}" in the Windows registry key "HKEY_LOCAL_MACHINE\\SYSTEM\\CurrentControlSet\\Services\\W32Time\\Config" is greater than the value recommended by Oracle. [Recommended = "{1}"] on nodes: "{2}"

Cause: The indicated Windows Time service setting in the indicated registry key was greater than the value recommended by Oracle.

Action: Modify the indicated Windows Time service setting in the indicated Windows registry key to match the value recommended by Oracle.

PRVG-10401: The Windows Time service "W32Time" setting "{0}" in the Windows registry key "HKEY_LOCAL_MACHINE\\SYSTEM\\CurrentControlSet\\Services\\W32Time\\Config" is not found. [Recommended value = "{1}"] on nodes: "{2}"

Cause: The indicated Windows Time service setting in the indicated registry key was not found in the specified node.

Action: Add the indicated Windows Time service settings in the indicated Windows registry key with the value recommended by Oracle.

PRVG-10402: The Windows Time service "W32Time" settings in the Windows registry key "HKEY_LOCAL_MACHINE\\SYSTEM\\CurrentControlSet\\Services\\W32Time\\Config" do not match the values recommended by Oracle.

Cause: The specified Windows Time service settings in the specified registry key were not found or do not match the value recommended by Oracle.

Action: Examine the accompanying error messages for details.

PRVG-10403: More than one time synchronization service was running on nodes of the cluster. Only one should be active on all the nodes at any given time.

Cause: A check to determine whether the time synchronization services were running on nodes of the cluster found that more than one was active.

Action: The accompanying messages will list the time synchronization service names along with the nodes on which they are running. Ensure that only one time synchronization service is active on all nodes of the cluster at any given time by shutting down others.

PRVG-10404: The network time synchronization service with the name "{0}" is not running on nodes: "{1}"

Cause: A check to determine whether the indicated network time synchronization service was running on nodes of the cluster found that it was not running on the indicated nodes.

Action: Ensure that the identified network time synchronization service is running and correctly configured on the indicated nodes. Only one network time synchronization service can be running on nodes of the cluster at any given time.

PRVG-10405: Service check cannot be performed for service "{0}" on nodes: "{1}"

Cause: An error was encountered while trying to determine if the identified service was running on the specified nodes.

Action: Examine the accompanying error messages for details, rectify issues identified and retry.

PRVG-10408: A verified network time synchronization service was not running on all of the cluster nodes. A single verified network time synchronization service should be active on all the nodes at any given time.

Cause: A check to determine whether the network time synchronization services were running on nodes of the cluster found that none was active on any of the cluster nodes.

Action: The accompanying messages list the network time synchronization service names along with the nodes on which they are not running. Examine the accompanying error messages and respond accordingly.

PRVG-10409: The network time synchronization service "{0}" is not installed on nodes: "{1}"

Cause: A check to determine whether the indicated network time synchronization service was running on nodes of the cluster found that that service was not installed on the indicated nodes.

Action: Ensure that the identified network time synchronization service is installed, running and correctly configured on the specified nodes. Only one network time synchronization service can be running on nodes of the cluster at any given time.

PRVG-10430: failed to retrieve the default gateway address on node "{0}"

Cause: The default gateway address was not configured on the specified node.

Action: Ensure that the default gateway address is configured on the specified node.

PRVG-10450: The device specified by path "{0}" is a block device, which is not supported on the current platform.

Cause: An attempt to obtain storage information for a device identified by the indicated path was rejected because the path identified a block device and only character devices were supported on the current platform.

Action: To obtain storage information for the indicated device, retry the request specifying the character device path.

PRVG-10451: failed to retrieve the NFS mount point information for the mount point "{1}" due to timeout after "{2}" seconds

Cause: The cluster verification operation failed because an attempt to retrieve the file system information for the NFS storage at the indicated mount point timed out.

Action: Ensure that the NFS server for the indicated mount point is running or unmount the associated file system.

PRVG-10460: User "{0}" does not belong to group "{1}" selected for privileges "{2}" on node "{3}"

Cause: While performing prerequisite checks, Cluster Verification Utility (CVU) checked group membership for the indicated user and found that the indicated user was not a member of the indicated group selected for the indicated privileges on the indicated node.

Action: Make the user a member of the group on the indicated node.

PRVG-10461: Group "{0}" selected for privileges "{1}" does not exist on node "{2}"

Cause: While performing prerequisite checks, Cluster Verification Utility (CVU) checked for the existence of the indicated group and found that the indicated group selected for the indicated privileges did not exist on the indicated node.

Action: Create the group on the indicated node.

PRVG-10464: The user "{0}" does not have sufficient privileges to access the Oracle Automatic Storage Management (Oracle ASM) devices on nodes "{1}"

Cause: While performing database prerequisite checks, the Cluster Verification Utility (CVU) checked for the granted privileges of the indicated user and found that the indicated user was not a member of the OSDBA group configured in the Grid Infrastructure home and therefore did not have privileges to access the Oracle Automatic Storage Management (Oracle ASM) devices on the indicated nodes.

Action: Examine the accompanying error messages, add the indicated user to the group with OSDBA privileges in the indicated nodes and retry.

PRVG-10466: Failed to determine cluster node roles. Verification will proceed considering nodes "{0}" as hub nodes.

Cause: An attempt to determine cluster node roles failed because CRS was not found running on the local node. Since the verification checks were carried out assuming the indicated nodes were hub nodes, the final results were valid only if the nodes were, in fact, Hub nodes.

Action: To ensure that all checks are done correctly, ensure that CRS is running on the local node and retry.

PRVG-10467: The default Oracle Inventory group could not be determined.

Cause: An attempted Cluster Verification Utility (CVU) validation check failed because either the Oracle Inventory group could not be read from the inventory configuration file or the primary group could not be retrieved. This occurred because either the file did not exist, the property was not found, or the primary group was not found in the /etc/group file. Detailed failure information is provided in the accompanying error messages.

Action: Ensure that the inventory file exists and contains the Oracle Inventory property. On Linux and UNIX machines, verify that the primary group is found in the file /etc/group.

PRVG-10468: unable to read the configured Oracle Inventory group

Cause: Reading from the inventory configuration file failed. Detailed failure information, including the attempted read location, is provided in the accompanying error messages.

Action: Ensure that the inventory location is correct and that it can be read.

PRVG-10472: The CLASS/TYPE attribute configured on the PUBLIC network interfaces "{0}" is set to an unsupported value 'inherited' on nodes "{1}".

Cause: While performing Oracle Grid Infrastructure prerequisite checks, the Cluster Verification Utility (CVU) checked for the network interface attribute CLASS/TYPE configured on the indicated PUBLIC network interfaces and found that the indicated attribute is set to an unsupported value 'inherited' on the indicated nodes.

Action: Configure the indicated network interfaces with the CLASS/TYPE attribute set to 'static' on the indicated nodes and retry.

PRVG-10487: Storage "{0}" is not shared on all nodes.

Cause: The indicated storage was not shared across the nodes.

Action: Review additional error messages for details.

PRVG-10488: Error attempting to obtain the OSASM group from CRS home "{0}"

Cause: An attempt to obtain the OSASM group failed. The accompanying error messages provide detailed failure information.

Action: Examine the accompanying error message for details, resolve the problems identified and retry.

PRVG-10489: Database user OS group is recommended to be different from the OSASM group "{0}"

Cause: The OSASM group was found to be the same as the current user OS group. It is recommended that SYSDBA and SYSASM privileges be separate.

Action: Ensure that the database user OS group is not the same as the OSASM group.

PRVG-10490: The ASM Filter Driver is not available.

Cause: An attempt to resolve a label to a disk failed because the ASM Filter Driver (AFD) was not available. The accompanying messages provide detailed failure information.

Action: Examine the accompanying error messages for details, resolve the problems identified and retry.

PRVG-10491: The AFD did not recognize the disk label "{0}".

Cause: An attempt to find a disk with the specified label was rejected because the ASM Filter Driver (AFD) did not recognize the label.

Action: Either 1) Retry the operation specifying a disk that is managed by the AFD. The command 'afdtool -getdevlist "*" can be used to list the labels on all AFD managed disks. or 2) Relabel the disk using the command 'asmcmd afd_label *label disk*' and retry the operation.

PRVG-10496: invalid or missing root element in the XML file "{0}"

Cause: File validity checking determined that the indicated XML file was not valid because the root element was invalid or missing.

Action: Ensure that the root element exists in the indicated XML file.

PRVG-10497: zero or multiple({0}) system elements specified in XML file "{1}"

Cause: File validity checking determined that the indicated XML file was not valid because it contained zero or multiple system elements.

Action: Ensure that only one system element exists in the indicated XML file.

PRVG-10501: Check of hostname length could not be performed on node "{0}"

Cause: The length of the host name could not be retrieved on the node indicated.

Action: Ensure that nodes that will run Oracle database releases prior to 11gR2 have an unqualified host name less than or equal to 8 characters.

PRVG-10502: The length of the host name was greater than 8 characters on node "{0}"

Cause: Length of the hostname should be less than or equal to 8 characters or pre-11gR2 Database releases may not run properly.

Action: Rename the host to have a length less than or equal to 8 characters.

PRVG-10510: User "{0}" is not a domain user, domain name absent

Cause: Could not identify domain name of current user.

Action: Log in to the OS as a domain user.

PRVG-10520: ASM disk label "{0}" did not resolve to any device path on node "{1}"

Cause: ASM disk label could not be resolved to any device on specified node.

Action: Ensure that the specified ASM label is correctly stamped on a shared device on the node specified. To verify the label to disk mapping use tools 'Asmtoolg' on Windows operating system platforms and 'oracleasm' on the Linux operating system platform.

PRVG-10521: Failed to resolve ASM disk label "{0}" to device path on node "{1}"

Cause: Failed to resolve ASM disk label to any device on specified node.

Action: Ensure that the specified ASM label is correctly stamped on a shared device on the node specified and that the labeled devices are accessible to current user. To

verify the label to disk mapping use tools 'Asmtoolg' on Windows operating system platforms and 'oracleasm' on the Linux operating system platform.

PRVG-10523: Disk "{0}" is not identified by ASMLib.

Cause: The indicated disk was not identified by ASMLib.

Action: Ensure that the ASMLib is correctly configured on all the cluster nodes and that the indicated disk is listed by 'oracleasm' on the Linux operating system platform.

PRVG-10524: failed to determine whether disk "{0}" is managed by ASMLib

Cause: An attempt to validate whether the indicated disk was managed by ASMLib failed.

Action: Ensure that the ASMLib is correctly configured on all the cluster nodes and that the indicated disk is listed by 'oracleasm' on the Linux operating system platform.

PRVG-10530: Internal error: {0}

Cause: An internal error occurred. The included value is an internal identifier.

Action: Oracle internal error. Contact Oracle Support Services.

PRVG-10540: OCR location "{0}" is not located on Oracle ASM storage

Cause: An attempt was made to add Oracle Cluster Repository (OCR) storage on a device that is not managed by Oracle Automatic Storage Management (Oracle ASM). All OCR storage must be located on Oracle ASM storage.

Action: Ensure that all OCR storage is located on Oracle ASM and retry the operation.

PRVG-10541: Voting disk "{0}" is not located on Oracle ASM storage

Cause: An attempt was made to add voting disk storage on a device that is not managed by Oracle Automatic Storage Management (Oracle ASM). All voting disk storage must be located on Oracle ASM.

Action: Ensure that all voting disk storage is located on Oracle ASM and retry the operation.

PRVG-10605: Release version [{0}] is consistent across nodes but does not match the active version [{1}].

Cause: During pre-upgrade validation, the Clusterware release version was consistent but did not match the active version. Usually this results from a failed upgrade.

Action: A forced upgrade may be required.

PRVG-10606: Release versions [{0}] are inconsistent across nodes.

Cause: Inconsistent release versions were found on two or more nodes. This might be caused by an upgrade in progress.

Action: Ensure that any pending upgrade is complete.

PRVG-10705: Database version "{0}" is not compatible with the Clusterware version "{1}".

Cause: Clusterware version has to be equal to or greater than the database version.

Action: Upgrade Clusterware to a higher version.

PRVG-10952: Check for consistency of root users primary group failed on the following nodes: "{0}"

Cause: The primary group and group id of the root user was not consistent across all the nodes.

Action: Ensure that the root user's primary group name and ID exists on all the nodes and that the root user is a member of this group.

PRVG-10953: Check for consistency of root users primary group had a command failure on the following nodes: "{0}"

Cause: An OS command issued while checking user group information failed unexpectedly.

Action: Contact Oracle Support.

PRVG-10958: Check for consistency of root users primary group "{0}" on node: "{1}" failed. The group membership of root user for group "{2}" does not exist on the following nodes: "{3}"

Cause: The indicated primary group and group id of the root user was not found in the existing membership groups of the root users on the identified nodes.

Action: Ensure that the indicated primary group name and ID of the root user exists on all the cluster nodes, and that the root user has membership in the indicated group on each of the cluster nodes.

PRVG-10959: Check for consistency of root users primary group had a command failure on the following node: "{0}"

Cause: An OS command issued while checking user group information failed unexpectedly.

Action: Contact Oracle Support.

PRVG-11000: Invalid usage of CVU internal function

Cause: This is an internal error.

Action: Please contact Oracle Support.

PRVG-11001: Failed to execute command "{0}" on node "{1}"

Cause: An error occurred while executing the command.

Action: Look at the accompanying messages for details on the cause of failure.

PRVG-11003: SCAN is not configured

Cause: An attempt to retrieve SCAN failed.

Action: Ensure that SCAN is properly defined in this cluster. Use 'srvctl add scan' to add SCAN.

PRVG-11004: SCAN listener is not configured

Cause: An attempt to retrieve SCAN listener configuration failed.

Action: Ensure that SCAN is properly defined in this cluster. Use 'srvctl add scan_listener' to add SCAN listener.

PRVG-11005: Database "{0}" is not defined in this cluster

Cause: An attempt to retrieve cluster-specific metadata about the database failed.

Action: Ensure that the database name was specified correctly. Use 'srvctl add database' to enable Clusterware support for the database.

PRVG-11006: VIPs are not defined for the nodes on which database "{0}" is running

Cause: An attempt to retrieve the VIP on which the indicated database is running failed.

Action: Ensure that VIPs are properly defined in this cluster. Use 'srvctl add vip' to add VIP.

PRVG-11007: No instances are defined for database "{0}"

Cause: An attempt to retrieve database instances for the database failed.

Action: Ensure that at least one database instance is defined. Use 'srvctl add instance' to add database instance.

PRVG-11008: An internal command "cvuhelper" returned "{0}" while fetching the node list for database unique name "{1}".

Cause: An attempt to execute an internal cvuhelper command failed.

Action: Examine the accompanying error messages for details. Address issues found and retry the operation.

PRVG-11009: An internal command "cvuhelper" exited unexpectedly while fetching the node list for database "{0}".

Cause: An attempt to execute an internal cvuhelper command exited unexpectedly.

Action: Examine the accompanying error messages for details. Address issues found and retry the operation.

PRVG-11010: An internal command 'cvuhelper' returned "{0}" while fetching cluster databases.

Cause: An attempt to execute an internal cvuhelper command failed.

Action: Examine the accompanying error messages for details. Address issues found and retry the operation.

PRVG-11011: An internal command 'cvuhelper' exited unexpectedly while fetching cluster databases.

Cause: An attempt to execute an internal cvuhelper command failed.

Action: Examine the accompanying error messages for details. Address issues found and retry the operation.

PRVG-11049: Interface "{0}" does not exist on nodes "{1}"

Cause: The interface was classified as cluster interconnect or public but the interface was not found on the nodes.

Action: Ensure that the same network interface is defined on each node of Cluster.

PRVG-11050: No matching interfaces "{0}" for subnet "{1}" on nodes "{2}"

Cause: The interfaces classified as cluster interconnect or public were not found on the specified subnet on the nodes.

Action: Ensure that at least one interface with specified name is on the specified subnet on each node of Cluster.

PRVG-11051: network list is in invalid format

Cause: The processing of a network list argument encountered a syntax error.

Action: Network list is a comma separated list of networks. Each network can be specified in the format "if_name"[:subnet_id[:public | cluster_interconnect]]. if_name can have "*" as in "eth*" to match interfaces like eth1, eth02, etc. Provide network list in valid format.

PRVG-11052: Interface name is not enclosed within double quotes

Cause: Interface name in the interface list was not enclosed within double quotes.

Action: Provide interface name within double quotes.

PRVG-11053: Invalid subnet type

Cause: Invalid subnet type was specified in interface list.

Action: Provide public or cluster_interconnect as subnet type.

PRVG-11054: Interface "{0}" not found on this node

Cause: Failed to locate the interface on this node.

Action: Provide interface names configured on the node on which CVU is running.

PRVG-11055: Interfaces configured with subnet "{0}" have multiple subnet masks.

Cause: Cluster Verification Utility (CVU) check determined that interfaces of some nodes were configured with different subnet masks for the same subnet number.

Action: This message is accompanied by another message that lists the subnet masks information on the nodes. Ensure that all of the interfaces within the indicated subnet have the same subnet mask on all of the nodes and retry the node connectivity check.

PRVG-11056: Subnet "{0}" has different subnet masks "{1}" on nodes "{2}".

Cause: Cluster Verification Utility (CVU) check determined that interfaces on the indicated ` subnet did not have the same subnet mask, which would result in routing conflicts.

Action: Ensure that all of the interfaces on the indicated subnet have the same subnet mask configured on all of the nodes and retry the node connectivity check.

PRVG-11057: Checking subnet mask consistency...

Cause: NO

Action: n/a

PRVG-11058: Subnet mask consistency check passed.

Cause: NO

Action: n/a

PRVG-11059: Subnet mask consistency check passed for subnet "{0}".

Cause: NO

Action: n/a

PRVG-11060: Subnet mask consistency check failed.

Cause: NO

Action: n/a

PRVG-11061: Different MTU values used across cluster interconnect network interfaces "{0}" on subnets "{1}" with MTU values "{2}" on the node "{3}". The most common MTU value is "{4}".

Cause: Cluster Verification Utility (CVU) connectivity checking determined that the indicated interfaces on the indicated subnets were configured with different maximum transmission units (MTU) values.

Action: Configure the indicated interfaces on the indicated subnets to have the same MTU value and retry the node connectivity check.

PRVG-11065: Node connectivity checks will not be performed on network interfaces "{0}" on node "{1}" because they were down.

Cause: The indicated network interfaces on the indicated nodes were not considered for node connectivity checks because they were down.

Action: If the indicated interfaces are to be used by the cluster bring them up and repeat this test.

PRVG-11067: TCP connectivity from node "{0}": "{1}" to node "{2}": "{3}" failed.

Cause: Errors occurred while attempting to establish Transmission Control Protocol (TCP) connectivity between the identified two interfaces.

Action: Ensure that there are no firewalls blocking TCP operations and no process monitors running that can interfere with programs' network operations.

PRVG-11069: IP address "{0}" of network interface "{1}" on the node "{2}" would conflict with HAIP usage.

Cause: One or more network interfaces have IP addresses in the range (169.254.*.*), the range used by HAIP which can create routing conflicts.

Action: Make sure there are no IP addresses in the range (169.254.*.*) on any network interfaces.

PRVG-11070: IP address "{0}" of non-private network interface "{1}" on the node "{2}" would conflict with HAIP usage.

Cause: One or more non-private network interfaces have IP addresses in the range (169.254.*.*), the range used by HAIP which can create routing conflicts.

Action: Make sure there are no IP addresses in the range (169.254.*.*) on any non-private network interfaces.

PRVG-11071: IP address "{0}" of private network interface "{1}" on the node "{2}" with subnet mask "{3}" would conflict with HAIP usage.

Cause: One or more private network interfaces have IP addresses in the range (169.254.*.*) and subnet mask which is not 16-18 bits, the range used by HAIP which can create routing conflicts

Action: Make sure there are no IP addresses in the range (169.254.*.*) with subnet mask which is not 16-18 bits on any private network interfaces.

PRVG-11072: Private network Interface "{0}" on node "{1}" with IP address "{2}" is not Infiniband.

Cause: One or more private network interfaces on the system were not Infiniband. In an Exadata environment, if private interfaces are not Infiniband, connection failures will result.

Action: Make sure all the private interfaces in an Exadata environment are Infiniband type.

PRVG-11073: Subnet on interface "{0}" of node "{1}" is overlapping with the subnet on interface "{2}". IP address range [{"3}"-"{4}"] is overlapping with IP address range [{"5}"-"{6}"].

Cause: IP ranges were overlapping on one or more subnets. This would result in routing failures.

Action: Ensure that subnets do not have overlapping IP address ranges.

PRVG-11074: Private network interface "{0}" on node "{1}" with IP address "{2}" does not have MONITOR option set.

Cause: One or more private network interfaces on the system did not have the MONITOR option in the interface information. This may lead to network failures if the interfaces are disabled or disconnected.

Action: Make sure all the private interfaces have the MONITOR option set. To enable the MONITOR option for a particular interface, run the following command as the root user: 'ifconfig *interfacename* MONITOR'

PRVG-11076: Found deprecated interfaces "{0}" with corresponding IP addresses "{1}" on the following nodes: "{2}". These interfaces will be skipped for node connectivity checks.

Cause: Cluster Verification Utility (CVU) connectivity checking determined that there were interfaces which had the DEPRECATED flag set in the interface information. These deprecated interfaces will not be considered for node connectivity checks.

Action: If the indicated interfaces need to be considered for node connectivity checks, use the ifconfig (ipconfig for Windows) command to unset the DEPRECATED flag for these interfaces and retry the node connectivity checks.

PRVG-11077: Different MTU values used across the network for interfaces "{0}" on subnets "{1}" with MTU values "{2}" on the node "{3}". The most common MTU value is "{4}".

Cause: Cluster Verification Utility (CVU) connectivity checking determined that there were different maximum transmission unit (MTU) values found on non-private or unclassified interfaces on the indicated subnets.

Action: Configure the indicated interfaces on the indicated subnets to have the same MTU value and retry the connectivity check.

PRVG-11078: node connectivity failed for subnet "{0}"

Cause: Node connectivity checks for the specified subnet failed.

Action: Review the accompanying messages for details of the cause of failure.

PRVG-11079: Subnet value "{1}" of interface "{2}" is invalid on node "{3}".

Cause: Cluster Verification Utility (CVU) connectivity checking determined that the subnet attribute had an invalid value on the indicated node for the indicated interface.

Action: Ensure that the indicated network interface has a valid subnet value for the indicated interface and retry the node connectivity checks.

PRVG-11080: empty or null value in the interface field on node "{1}"

Cause: An internal error occurred.

Action: Contact Oracle Support Services.

PRVG-11081: unable to find the matching networks for the interface "{0}" and the subnet "{1}" on nodes "{2}"

Cause: Cluster Verification Utility (CVU) connectivity checking determined that the interface-subnet combination was not found on the indicated nodes.

Action: Ensure that the interface-subnet combination is installed, is online on the indicated nodes, and retry the node connectivity checks.

PRVG-11086: could not find any network interface having status as UP on the nodes "{0}"

Cause: Cluster Verification Utility (CVU) connectivity checking determined that the indicated nodes did not have any network interface with status UP

Action: Ensure that there is at least one interface with status UP on the indicated node and retry the node connectivity check.

PRVG-11087: Invalid subnet "{0}" was specified in the interconnect list for the interface "{1}". This interface will not be included in further checks.

Cause: Cluster Verification Utility (CVU) connectivity checking determined that an invalid IPv4 or IPv6 subnet was supplied on the command line or in the CVU variable.

Action: If a specific subnet needs to be considered, supply a subnet address that conforms to IETF RFC-950 or IETF RFC-5942 and retry the operation.

PRVG-11088: Interface "{0}" has invalid value "{1}" for the network attribute "{2}" on the node "{3}".

Cause: An internal error occurred while performing the node connectivity checks.

Action: This is an internal error. Contact Oracle Support Services.

PRVG-11089: Could not find a valid network entry in the interconnect list.

Cause: Cluster Verification Utility (CVU) connectivity checking determined that the specified interconnect list did not have a valid network to be considered for the connectivity checks. This could be due to invalid values supplied for one or more interface names, subnets or network types in the interconnect list.

Action: If one or more specific networks need to be considered, supply valid values for the interface name, optional subnet value and optional network type for each network and retry the operation.

PRVG-11090: returned network interface list empty on nodes "{0}"

Cause: Cluster Verification Utility (CVU) node connectivity check determined that network interfaces discovery returned an empty list. This may indicate a configuration problem or an internal error with the remote check.

Action: Verify the operational status of the network interfaces on the indicated nodes, configure the network interfaces according to the documentation and retry the node connectivity check. If the configuration has been validated on the indicated nodes, and the problem persists, contact Oracle Support Services.

PRVG-11091: Copying directory "{0}" contents from the local node to the remote nodes "{1}" failed.

Cause: Cluster Verification Utility (CVU) framework setup checking determined that the remote execution files from the local node could not be copied to the indicated directory on the indicated remote nodes.

Action: Ensure that the OS user executing the CVU check has write permissions for the indicated directory on the indicated remote nodes and retry the operation.

PRVG-11092: Deleting directory "{0}" contents failed on nodes "{1}".

Cause: Cluster Verification Utility (CVU) framework setup checking determined that the remote execution files in the indicated directory on the indicated nodes could not be deleted.

Action: Ensure that the OS user executing the CVU check has delete permissions for the files in the indicated directory on the indicated nodes and retry the operation.

PRVG-11093: The file "{0}" from the node "{1}" could not be copied to "{2}" on the local node.

Cause: Cluster Verification Utility (CVU) framework node connectivity checking determined that the indicated ping command output file from the indicated node could not be copied to the local node for processing. The accompanying messages provide detailed information about the failure.

Action: Examine the accompanying messages, fix the issues identified and retry the operation.

PRVG-11094: Ping connectivity check from the source IP address "{0}" to the destination IP address "{1}" failed with error: "{2}".

Cause: Cluster Verification Utility (CVU) framework node connectivity checking determined that ping connectivity between the indicated source IP address and the destination IP address did not exist.

Action: Ensure that the IP addresses are up and running and that a valid route exists between them, fix the error indicated and then retry the operation.

PRVG-11095: The TCP system call "{0}" failed with error "{1}" while executing exectask on node "{2}"

Cause: Cluster Verification Utility (CVU) framework node connectivity checking encountered the indicated error while trying to run the indicated Transmission Control Protocol (TCP) connectivity system call on the indicated node.

Action: Examine the accompanying error message for details, fix the error indicated and then retry the operation.

PRVG-11096: Error copying file "{0}" from local node to the directory "{1}" on the remote node "{2}"

Cause: The specified file could not be copied from the local node to the specified directory on the specified remote node. The accompanying messages provide detailed failure information.

Action: Examine the accompanying error messages for details, fix the error indicated and then retry the operation.

PRVG-11097: unable to reach nodes "{0}" from the local node

Cause: During a verification operation to check that specified nodes are reachable from the local node using the 'ping' command, the verification failed to reach any of the nodes indicated in the message. Either the addresses for those nodes did not resolve correctly or they were unreachable.

Action: Ensure that the indicated nodes are accessible with the 'ping' command. If the host names do not resolve correctly, ensure that the domain naming services cache has been purged using the command '/etc/rc.d/init.d/nscd restart' on Linux and UNIX machines and the command 'ipconfig /flushdns' on Windows operating system machines.

PRVG-11101: The disk free space could not be determined for file system path "{0}" on nodes "{1}".

Cause: An attempt to determine the disk space for the indicated file system path failed on the nodes indicated. The accompanying messages provide detailed failure information.

Action: Verify that the path indicated exists on the node indicated. Examine the accompanying messages, resolve the issues, and retry the operation.

PRVG-11103: The Free Space Component check failed on node(s) "{0}"

Cause: The free space in the CRS home directory is below the threshold.

Action: Free up space in this directory to avoid disk free space issues.

PRVG-11104: The disk free space for file system path "{0}" on node "{1}" is below "{2}" percent of total disk space. The required free space is "{3}", the available free space is "{4}" and the total disk size is "{5}".

Cause: The disk free space in the specified file system was below the specified minimum threshold as a percentage of total disk space on the node specified.

Action: Ensure that the specified file system has at least the specified required free space.

PRVG-11105: The disk free space for file system path "{0}" on node "{1}" is below required threshold. The required free space is "{2}" and the available free space is "{3}".

Cause: The disk free space in the specified file system was below the specified required minimum threshold on the node specified.

Action: Ensure that the specified file system has at least the required free space.

PRVG-11110: The specified database file location "{0}" did not have read and write access to user "{1}" on node "{2}"

Cause: The database file location did not have read and write permissions to the user on some nodes.

Action: If the current user intends to be the Oracle installation owner, ensure that the user has read and write access to the database file location

PRVG-11111: Path "{0}" is not shared by at least {1} node.

Cause: The path was not shared by sufficient nodes to meet the target hub size.

Action: Select a different path.

PRVG-11112: Path "{0}" is not shared by the following hub nodes: {1}

Cause: Specified hub nodes do not share the path.

Action: Select a path that is shared by all of the hub nodes.

PRVG-11115: Following error occurred while establishing connection to database "{0}"

Cause: An attempt to connect to database failed.

Action: Look at the accompanying messages for details on the cause of failure.

PRVG-11123: AUDIT_FILE_DEST location "{0}" is shared among instances "{1}" of database "{2}"

Cause: Two or more instances of the database were found to be using the same AUDIT_FILE_DEST location on shared storage.

Action: Ensure that AUDIT_FILE_DEST location is not shared among instances.

PRVG-11125: Following error occurred during shared AUDIT_FILE_DEST location check

Cause: An error occurred while performing shared AUDIT_FILE_DEST locations check.

Action: Look at the accompanying messages for details on the cause of failure.

PRVG-11126: Oracle home from which database "{0}" is running could not be determined.

Cause: Checks on the directory location pointed to by database initialization parameter 'AUDIT_FILE_DEST' failed to determine the Oracle home from which the specified database was running.

Action: Examine the accompanying messages for details on the cause of failure, address the issues described and retry.

PRVG-11127: Skipping AUDIT_FILE_DEST location check for database "{0}" because software owner "{1}" of the associated Oracle home "{2}" is not the same as current OS user "{3}".

Cause: Checks for the directory location pointed to by database initialization parameter 'AUDIT_FILE_DEST', for the specified database, could not be performed because the software owner of the associated Oracle home was not same as the current operating system user.

Action: Run this check as the specified software owner.

PRVG-11134: Interface "{0}" on node "{1}" is not able to communicate with interface "{2}" on node "{3}"

Cause: The specified interfaces were not able to communicate using a multicast address.

Action: Ensure that multicast is enabled on the specified interfaces and network path exists between the interfaces.

PRVG-11137: Following error occurred during multicast check

Cause: An error occurred while performing multicast check.

Action: Look at the accompanying messages for details on the cause of failure.

PRVG-11138: Interface "{0}" on node "{1}" is not able to communicate with interface "{2}" on node "{3}" over multicast group "{4}"

Cause: The specified interfaces were not able to communicate using a multicast address.

Action: Ensure that multicast is enabled on the specified interfaces and that a network path exists between the interfaces.

PRVG-11139: Specified subnets "{0}" could not be found in the cluster network interface configured subnets "{1}"

Cause: The subnets provided in the -network option were not configured in the cluster network interfaces.

Action: Ensure that the subnets specified in the -network option are configured in the cluster and are up and running.

PRVG-11143: The following error occurred during stale database schema statistics check.

Cause: An error occurred while performing database stale schema check.

Action: Look at the accompanying messages for details on the cause of failure.

PRVG-11144: Schema objects "{0}" have stale statistics in the database "{1}"

Cause: The specified schema objects were found to have stale statistics in the database.

Action: Refer to MOS note 560336.1 at oracle support to fix the issue.

PRVG-11170: Skipping DHCP check for cluster which has only IPv6 interfaces

Cause: All the public interfaces in a cluster were IPv6.

Action: IPv6 addresses are automatically generated, hence the check is not required.

PRVG-11171: DHCP check failed

Cause: An error occurred while reading network interface information.

Action: n/a

PRVG-11300: Parameter "{0}" value is not valid

Cause: This is an internal error. The value for the specified parameter is null or empty string.

Action: Contact Oracle Support Services.

PRVG-11301: The 'root' user "{0}" password is not valid on the following nodes: {1}.

Cause: An attempt to validate the specified superuser password failed.

Action: Make sure that the 'root' user password specified is correct and valid. Make sure that the password is same across all nodes of the cluster.

PRVG-11302: 'sudo' command does not exist at location "{0}" on nodes "{1}"

Cause: An attempt to verify that the specified user has permission to run sudo command from specified path on specified nodes failed.

Action: Make sure that the specified path to sudo command exists on all nodes. Make sure that the permission to read and execute exists for current user.

PRVG-11303: Commands could not be executed as 'root' using 'sudo' on nodes: {0}.

Cause: An attempt to run commands as 'root' using 'sudo' on specified nodes failed.

Action: Make sure that the 'sudo' command exists on all nodes. Make sure that 'id' command can be executed using 'sudo'.

PRVG-11304: Executing commands as root not permitted

Cause: An attempt was made to execute a command as 'root' user when root execution method and credentials were not specified. This is an internal error.

Action: Contact Oracle Support Services.

PRVG-11305: Commands could not be executed as user 'root' on nodes: {0}.

Cause: An attempt to run commands as user 'root' on the indicated nodes failed.

Action: Look at the accompanying error messages for details and make sure that: - The command exists on the nodes specified. - The specified command has execute permission on the node specified. - The 'root' user password specified is correct.

PRVG-11306: 'NOPASSWD' option is enabled in sudo configuration on nodes "{0}".

Cause: An attempt to use sudo for root automation was rejected because sudo was configured for 'NOPASSWD' option on the indicated nodes. The 'NOPASSWD' option was not supported.

Action: Remove the 'NOPASSWD' option from the sudo configuration on the indicated nodes and retry the operation.

PRVG-11310: "{0}" nodes were not found in the cluster

Cause: Zero nodes of specified type were found in the cluster.

Action: If this message is accompanied by error messages, respond according to those messages.

PRVG-11314: The operating system groups for the following databases are not consistent across all nodes: {0}

Cause: An operating system group was not found or did not have the same name on all nodes where the corresponding database is present.

Action: Ensure that the same operating system groups exist and have the same name on all nodes where the corresponding database is present.

PRVG-11318: The following error occurred during database operating system groups check. "{0}"

Cause: An error occurred while performing database operating system groups check.

Action: Look at the accompanying messages for details on the cause of failure.

PRVG-11320: The database operating system group {0} is inconsistent across nodes {1} for database {2}.

Cause: The specified operating system group was not found or did not have the same group name on all the identified nodes where the database is present.

Action: Ensure that the operating system group exist and have the same group name on all the nodes where the database is present, and invoke the Cluster Verification Utility post-database-install check to ensure the configuration is correct.

PRVG-11321: One of the elements of parameter "{0}" value is not valid

Cause: This is an internal error. The value for one of the array elements for the specified parameter is null or empty string.

Action: Contact Oracle Support Services.

PRVG-11322: One or more node names "{0}" contain one or more of the following invalid characters "{1}"

Cause: One or more invalid node names were supplied.

Action: Ensure that all node names supplied use only valid characters. Only alphanumeric characters and hyphen are allowed as per RFC-952.

PRVG-11330: Database operating system groups consistency check failed for the databases "{0}" on nodes "{1}"

Cause: One or more operating system groups were not found or did not have the same group name on all the identified nodes where the database is present.

Action: Ensure that the operating system groups exist and have the same group name on all the nodes where the database is present, and invoke the Cluster Verification Utility post-database-install check to ensure the configuration is correct.

PRVG-11352: Interface "{0}" on node "{1}" is not able to communicate with interface "{2}" on node "{3}" with broadcast address "{4}"

Cause: The specified interfaces were not able to communicate using the broadcast address.

Action: Ensure that broadcast is enabled on the specified interfaces and that the network path allows broadcast.

PRVG-11353: Broadcast packets sent on subnet "{0}" with broadcast address "{1}" were not received

Cause: All the interfaces on the subnet were not able to communicate using the broadcast address.

Action: Ensure that broadcast is enabled on all interfaces and that the network path allows broadcast.

PRVG-11356: Following error occurred during broadcast check

Cause: An error occurred while performing broadcast check.

Action: Look at the accompanying messages for details on the cause of failure.

PRVG-11366: SCAN IP addresses "{0}" of SCAN "{1}" was not on subnet "{2}"

Cause: SCAN IP was found to be on a different subnet than the one chosen as a public subnet.

Action: Select a different public subnet or change the IP addresses that the SCAN resolves to.

PRVG-11367: SCAN IP addresses "{0}" of SCAN "{1}" were not on subnet "{2}"

Cause: Subnet of network associated with the SCAN were modified but SCAN IP addresses were not modified.

Action: If network associated with the SCAN is DHCP, restart SCAN using 'srvctl stop' and 'srvctl start' commands. If network is static, configure SCAN IP addresses to be on the subnets of network. If IP addresses were already configured, recreate the SCAN using 'srvctl remove scan' and 'srvctl add scan' commands.

PRVG-11368: A SCAN is recommended to resolve to "{0}" or more IP addresses, but SCAN "{1}" resolves to only "{2}"

Cause: An insufficient number of SCAN IP addresses were defined for the specified SCAN.

Action: Define at least specified number of SCAN IP addresses in DNS for the SCAN.

PRVG-11369: SCAN IP addresses "{0}" of SCAN "{1}" were active before Clusterware installation

Cause: SCAN IP addresses were found to be active on the network before Clusterware installation.

Action: Make sure that the SCAN IP addresses are currently unused.

PRVG-11372: Number of SCAN IP addresses that SCAN "{0}" resolved to did not match the number of SCAN VIP resources

Cause: It was found that the SCAN IP addresses that SCAN resolves to were modified after the SCAN was created.

Action: Modify SCAN using 'srvctl modify scan -n <scan_name>' and listener using 'srvctl modify scan_listener -u'.

PRVG-11373: IPV4 and IPV6 addresses of SCAN VIP resources of SCAN "{0}" were not consistent

Cause: The SCAN resolved to differing numbers of IPv4 and IPv6 addresses.

Action: Recreate the SCAN using 'srvctl remove' and 'srvctl add' commands.

PRVG-11374: SCAN "{0}" was not resolved

Cause: A static SCAN was not resolved to IP addresses.

Action: Make sure that the SCAN is resolved.

PRVG-11375: The Oracle Address Resolution Protocol driver service does not exist on node "{0}".

Cause: The Oracle Address Resolution Protocol driver service was not found in the specified node.

Action: Follow the Oracle Grid Infrastructure Postinstallation Procedures to install the specified service.

PRVG-11376: The Oracle Address Resolution Protocol driver service is not configured with the start type 'auto' as expected on node "{0}".

Cause: The configuration of the Oracle Address Resolution Protocol driver service did not specify the expected start type: 'auto'.

Action: Configure the service by using 'sc.exe <server_name> config oraarpdrv start=auto'.

PRVG-11377: The Oracle Address Resolution Protocol driver service is not configured with the service type 'kernel' as expected on node "{0}".

Cause: The configuration of the Oracle Address Resolution Protocol driver service did not specify the expected service type: 'kernel'.

Action: Configure the service by using 'sc.exe <server_name> config oraarpdrv type=kernel'.

PRVG-11378: The Oracle Address Resolution Protocol driver service is not running on node "{0}".

Cause: The Oracle Address Resolution Protocol driver service was found with current status of 'stopped'.

Action: Start the service by using 'net.exe start oraarpdrv'.

PRVG-11400: Node role value is not valid.

Cause: The value passed to CVU for the node role parameter was not one of the allowed values: 'hub', 'leaf' or 'auto'. This is an internal error.

Action: Contact Oracle Support Services.

PRVG-11401: invalid new node list specified including both nodes with 'auto' role and nodes with 'hub' or 'leaf' role

Cause: The supplied list of new nodes consisted of a mix of nodes with the 'auto' role in combination with nodes having the 'hub' or 'leaf' role.

Action: Either supply a list of new nodes that all have the 'auto' role or supply a list of new nodes that have the 'hub' or 'leaf' role specified for each node, but not both.

PRVG-11402: New nodes cannot have AUTO node role unless the existing cluster consists entirely of AUTO nodes

Cause: An attempt to validate new nodes for addition supplied one or more AUTO role nodes for a cluster with no AUTO role nodes.

Action: Supply a list of new nodes with AUTO role only when the existing cluster contains nodes with AUTO role.

PRVG-11403: A Leaf Node cannot be added unless existing cluster contains at least one Hub Node.

Cause: An attempt was made to add a node with the 'leaf' role when the cluster did not have at least one node with the 'hub' role.

Action: Supply a list of new nodes with the 'leaf' role only when the existing cluster contains at least one node with the 'hub' role.

PRVG-11404: The addition of hub nodes will exceed the target hub size[{0}]

Cause: The request to validate new nodes specified enough hub nodes that the cluster target hub size would be exceeded.

Action: Specify fewer hub nodes.

PRVG-11405: API with node roles argument should be called for Flex Cluster only

Cause: An internal error occurred.

Action: Contact Oracle Support Services.

PRVG-11406: API with node roles argument must be called for Flex Cluster

Cause: An internal error occurred.

Action: Contact Oracle Support Services.

PRVG-11407: API called with unequal sized arrays for nodes and VIPs

Cause: An internal error occurred.

Action: Contact Oracle Support Services.

PRVG-11408: API called with unequal sized arrays for nodes, VIPs and node roles

Cause: An internal error occurred.

Action: Contact Oracle Support Services.

PRVG-11409: These nodes already appear to be part of the cluster: "{0}"

Cause: The supplied list of new nodes contains some nodes which are already part of the cluster.

Action: Specify new nodes that are not already in the cluster.

PRVG-11410: illegal specification of nodes with 'leaf' role for a non-Flex Cluster

Cause: An attempt was made to add a 'leaf' role node to a non-Flex Cluster.

Action: Remove the 'leaf' role node from the list of nodes being added to the cluster.

PRVG-11415: Password entry for user "{0}" in the database "{1}" did not exist in CVUDB wallet

Cause: No password entry for the specified user for the specified database was found in the CVUDB wallet.

Action: Add a password entry for the user to the CVUDB wallet using 'crsctl add wallet -type CVUDB -name *dbname*'

PRVG-11420: Storage type of the path "{0}" could not be determined

Cause: There was an error in determining storage type of the path.

Action: Examine any accompanying error messages for details.

PRVG-11421: Storage type of the path "{0}" could not be determined

Cause: An internal error occurred.

Action: Contact Oracle Support Services.

PRVG-11422: Missing GNS subdomain name.

Cause: GNS subdomain name was not provided.

Action: The subdomain name for GNS must be provided via the '-domain' parameter in Oracle Clusterware Version 11.2.

PRVG-11423: The password provided on the command line is not valid for user "{0}"

Cause: The provided password was wrong.

Action: Provide the correct password.

PRVG-11424: Missing GNS subdomain for dynamic public network

Cause: When checking GNS integrity, the public VIPs were configured to use dynamic addresses (DHCP or autoconfig), but the required GNS subdomain was not configured.

Action: Configure a GNS subdomain by using the command 'srvctl add gns'.

PRVG-11425: Failed to validate GNS credential in file "{0}"

Cause: An attempt to validate the Grid Naming Service (GNS) credential failed.

Action: Ensure that the credential file provided has been generated in a GNS server cluster by 'srvctl export gns -clientdata *filename*'.

PRVG-11499: ACFS kernel version "{0}" is different from the version of the ACFS commands "{1}" on node "{2}".

Cause: The ACFS kernel version was found to be different from the version of the ACFS commands on the indicated node.

Action: Ensure that the ACFS kernel version is the same as the version of the ACFS commands on the indicated node.

PRVG-11500: ACFS file systems are not available on Leaf nodes "{1}"

Cause: The specified ACFS path was not suitable for Leaf nodes.

Action: Ensure that you have selected a path that is suitable for all the nodes.

PRVG-11501: Path "{0}" of type "{1}" is not suitable for usage as RAC database software for release "{2}". Supported storage types are "{3}".

Cause: The specified path is not found suitable for usage as RAC database software

Action: Ensure that you have selected a path that is suitable for the desired usage.

PRVG-11502: Path "{0}" of type "{1}" is not suitable for usage as RAC database file for release "{2}". Supported storage types are "{3}".

Cause: The specified path is not found suitable for usage as RAC database file

Action: Ensure that you have selected a path that is suitable for the desired usage.

PRVG-11503: Path "{0}" of type "{1}" is not suitable for usage as Oracle Clusterware storage for release "{2}". Supported storage types are "{3}".

Cause: The specified path is not found suitable for usage as Oracle Clusterware storage(OCR or Voting Disk).

Action: Ensure that you have selected a path that is suitable for the desired usage.

PRVG-11504: Path "{0}" of type "{1}" is not suitable for usage as Single Instance database software for release "{2}". Supported storage types are "{3}".

Cause: The specified path is not found suitable for usage as Single Instance database software

Action: Ensure that you have selected a path that is suitable for the desired usage.

PRVG-11505: Path "{0}" of type "{1}" is not suitable for usage as Single Instance database file for release "{2}". Supported storage types are "{3}".

Cause: The specified path is not found suitable for usage as Single Instance database file

Action: Ensure that you have selected a path that is suitable for the desired usage.

PRVG-11506: Path "{0}" of type "{1}" is not suitable for ASM for release "{2}". Supported storage types are "{3}".

Cause: The specified path is not found suitable for ASM

Action: Ensure that you have selected a path that is suitable for the desired usage.

PRVG-11515: Nodes with mix of 'auto', 'hub' and 'leaf' roles were found in the Flex Cluster.

Cause: The Flex Cluster node role check found nodes with both the 'auto' role and either the 'hub' or 'leaf' roles defined.

Action: Use the 'crsctl set node role' command to make all node roles 'auto', or to make node roles a mix of 'hub' and 'leaf'.

PRVG-11516: New nodes "{0}" with 'hub' or 'leaf' role cannot be added to a Flex Cluster that has 'auto' role nodes.

Cause: An attempt was made to add nodes with the 'hub' or 'leaf' role to a Flex Cluster already having nodes with the 'auto' role.

Action: Only add nodes with the 'auto' role to the cluster.

PRVG-11517: New nodes "{0}" with 'auto' role cannot be added to a Flex Cluster already having nodes with the 'hub' and 'leaf' roles.

Cause: An attempt was made to add nodes with the 'auto' role to an Flex Cluster already having nodes with the 'hub' and 'leaf' role.

Action: Only add nodes with the 'hub' or 'leaf' role to the cluster.

PRVG-11518: Following error occurred during Flex Cluster node role configuration check

Cause: An error occurred while performing the Flex Cluster node role configuration check.

Action: Look at the accompanying messages for the cause of the failure.

PRVG-11550: Package "{0}" is missing on node "{1}"

Cause: The cvuqdisk RPM is not installed on the specified node. This package is required for shared disk validations. During installation, ASM disk validation cannot be performed without this RPM.

Action: Install the required version of the cvuqdisk RPM using fix up action or manual steps as listed in the documentation.

PRVG-11551: Required version of package "{0}" was not found on node "{1}" [Required = "{2}" ; Found = "{3}"].

Cause: The version of installed cvuqdisk RPM does not meet the requirement on the specified node. This package is required for shared disk validations. During installation, ASM disk validation cannot be performed without this RPM.

Action: Install the required version of the cvuqdisk RPM using fix up action or manual steps as listed in the documentation.

PRVG-11635: The ASM disks "{0}" are incorrectly sized

Cause: The indicated ASM disks had incorrect size information in the disk header.

Action: This is an internal error. Contact Oracle Support Services.

PRVG-11640: The check "{0}" was not performed as it is disabled

Cause: The indicated check was suppressed.

Action: Suppressed checks usually occur at the request of Oracle Support; if this is unexpected, contact Oracle Support Services.

PRVG-11644: Failed to copy baseline to the remote nodes: "{0}"

Cause: An error occurred while copying the report to the remote nodes

Action: Examine the accompanying error messages for details.

PRVG-11658: Baseline could not be collected for database "{0}".

Cause: "An attempt to collect baseline information using the command 'cluvfy comp baseline -collect database' failed because the indicated database was not configured in clusterware."

Action: Ensure that the database is configured and retry the baseline collection command.

PRVG-11659: Baseline could not be collected for databases in the database home "{0}".

Cause: "An attempt to collect baseline information using the command 'cluvfy comp baseline -collect database' failed because the indicated database home was not installed and configured in clusterware."

Action: Ensure that the database home is installed and is configured and retry the baseline collection command.

PRVG-11671: reference baseline not specified

Cause: The request for baseline cross comparison omitted the required reference baseline.

Action: Retry the command, specifying two baselines with the '-compare' argument.

PRVG-11750: File "{0}" exists on node "{1}".

Cause: The specified file is not expected to be present on the node.

Action: Remove the specified file from the node.

PRVG-11754: Check for existence of directory "{0}" could not be performed on node "{1}".

Cause: An error occurred while checking the existence of the directory on the specified node.

Action: Examine the accompanying error messages for details.

PRVG-11755: Property "{0}" was not found in configuration file "{1}"

Cause: Could not find the specified property in the configuration file.

Action: Define the specified property in the configuration file. Otherwise, the validations needing this property will not be performed.

PRVG-11774: NIC bind order check failed on nodes: "{0}"

Cause: The NIC bind order on the specified nodes did not prioritize the public network above the private network.

Action: Ensure that the public network NIC takes precedence over the private network NIC in the configured network bind order.

PRVG-11775: Failed to retrieve the NIC bind order information on nodes: "{0}"

Cause: An attempt to retrieve the NIC bind order failed on the indicated nodes.

Action: Contact Oracle Support Services.

PRVG-11776: Failed to retrieve the NIC bind order information from all the nodes

Cause: An attempt to retrieve the NIC bind order information failed on all the nodes.

Action: Contact Oracle Support Services.

PRVG-11779: Metric value "{0}" for public interface "{1}" is higher than or equal to metric value "{2}" for private interface "{3}" on node "{4}".

Cause: The identified public interface metric value was higher or equal to the identified private interface metric value on the indicated node.

Action: Change the identified public interface metric value to a lower value than the identified private interface metric value.

PRVG-11780: Failed to convert string "{0}" to integer value

Cause: The network interface metric value could not be determined as the identified string to integer conversion failed.

Action: Look at the accompanying messages for details.

PRVG-11800: Failed to discover any devices using the discovery string "{0}" on node "{1}"

Cause: The specified discovery string could not discover any devices on the identified node.

Action: Specify a discovery string that will discover the devices on the given node and make sure the devices to be used as ASM disks have permissions that allow them to be discovered.

PRVG-11816: Windows user "{0}" is a domain user but a conflicting local user account "{1}" exists on node "{2}"

Cause: A conflicting local user account as indicated was found on the identified node.

Action: Ensure that the Windows user account used for Oracle installation and configuration is defined as a domain user on all nodes or as a local user on all nodes, but not a mixture of the two.

PRVG-11817: Windows user "{0}" is a local user but a matching local user account does not exist on nodes "{1}"

Cause: A local user account for an Oracle installation user was not found on the identified nodes.

Action: Ensure that the Windows user account used for Oracle installation and configuration is defined as a domain user on all nodes or as a local user on all nodes, but not a mixture of the two.

PRVG-11818: Windows user "{0}" is a domain user but a conflicting local user account was found on nodes "{1}"

Cause: A conflicting local user account as indicated was found on the identified nodes.

Action: Ensure that the Windows user account used for Oracle installation and configuration is defined as a domain user on all nodes or as a local user on all nodes, but not a mixture of the two.

PRVG-11819: Current Oracle Home User "{0}" is not a domain user

Cause: The current Oracle Home User was found to be a Windows user account local to this system.

Action: Specify a Windows domain user as the Oracle Home User.

PRVG-11820: Error retrieving the account details for user "{0}" from nodes "{1}"

Cause: An error occurred while retrieving the account details of indicated user.

Action: Examine the accompanying error messages for details.

PRVG-11825: Failed to get the Oracle Home user name for Oracle Home "{0}"

Cause: An attempt to retrieve the Oracle Home User for the indicated Oracle Home failed.

Action: Examine the accompanying error messages for details.

PRVG-11826: DNS resolved IP addresses "{0}" for SCAN name "{1}" not found in the name service returned IP addresses "{2}"

Cause: The name resolution setup check for the indicated SCAN name failed because one or more of the indicated IP addresses obtained from DNS could not be found in the IP addresses obtained from the name service on the system as configured in the '/etc/nsswitch.conf' configuration file.

Action: Make sure all the DNS resolved IP addresses are present in the IP addresses obtained from the name service on the system as configured in the '/etc/nsswitch.conf' configuration file by reconfiguring the '/etc/nsswitch.conf' for the indicated SCAN name. Check the Name Service Cache Daemon (/usr/sbin/nscd) by clearing its cache and restarting it.

PRVG-11827: Name service returned IP addresses "{0}" for SCAN name "{1}" not found in the DNS returned IP addresses "{2}"

Cause: The name resolution setup check for the indicated SCAN name failed because one or more of the indicated IP addresses obtained from name service on the system as configured in the '/etc/nsswitch.conf' configuration file could not be found in the IP addresses obtained from DNS.

Action: Make sure all the name service resolved IP addresses obtained from the '/etc/nsswitch.conf' configuration file are present in the DNS resolved IP addresses by reconfiguring '/etc/nsswitch.conf' configuration file for the indicated SCAN name. Check the Name Service Cache Daemon (/usr/sbin/nscd) by clearing its cache and restarting it.

PRVG-11850: The system call "{0}" failed with error "{1}" while executing exectask on node "{2}"

Cause: An attempt to execute exectask on the specified node failed.

Action: Examine the accompanying error message for details or contact Oracle Support Services.

PRVG-11865: Oracle Home "{0}" for the administrator managed database "{1}" instances "{2}" does not exist on nodes "{3}"

Cause: The indicated Oracle Home for the indicated database was not found on the indicated nodes and the automatic root script execution was selected.

Action: Ensure that the indicated Oracle Home exists on the indicated nodes by running 'addNode.sh' or 'addNode.bat' from the indicated Oracle Home on a node that is already in the cluster before you run the 'root.sh' or 'root.bat' script. Alternatively, remove the indicated administrator managed database instances by using the command 'srvctl remove instance'.

PRVG-11866: Oracle Home "{0}" for the administrator managed database "{1}" instances "{2}" does not exist on nodes "{3}"

Cause: The indicated Oracle Home for the indicated database was not found on the indicated nodes.

Action: Ensure that the indicated Oracle Home exists on the indicated nodes by running 'addNode.sh' or 'addNode.bat' from the indicated Oracle Home on a node that is already in the cluster before you run the 'root.sh' or 'root.bat' script. Alternatively, remove the indicated administrator managed database instances by using the command 'srvctl remove instance'.

PRVG-11867: Oracle Home "{0}" for policy managed database "{1}" does not exist on nodes "{2}"

Cause: The indicated Oracle Home for the indicated database was not found on the indicated nodes.

Action: Ensure that the indicated Oracle Home exists on the indicated nodes by running 'addNode.sh' or 'addNode.bat' from the indicated Oracle Home on a node that is already in the cluster before you run the 'root.sh' or 'root.bat' script.

PRVG-11868: An internal command 'cvuhelper' failed to get the administrator and policy managed database information.

Cause: An attempt to execute an internal cvuhelper command failed.

Action: This is an internal error. Contact Oracle Support Services.

PRVG-11869: An internal command 'cvuhelper' exited unexpectedly while getting the administrator and policy managed database information.

Cause: An attempt to execute an internal cvuhelper command failed.

Action: This is an internal error. Contact Oracle Support Services.

PRVG-11870: failed to parse database information from the 'cvuhelper' command output

Cause: An attempt to parse output from an internal cvuhelper command failed.

Action: This is an internal error. Contact Oracle Support Services.

PRVG-11884: Policy managed database home availability check failed

Cause: One or more policy managed database homes were not found on the nodes being added to the cluster.

Action: Ensure that all the policy managed database homes exist on the nodes being added to the cluster.

PRVG-11885: Oracle Home "{0}" for policy managed database "{1}" does not exist on nodes "{2}"

Cause: The indicated Oracle Home for the indicated database was not found on the indicated nodes and the automatic root script execution was selected.

Action: Ensure that the indicated Oracle Home exists on the indicated nodes by running 'addNode.sh' or 'addNode.bat' from the indicated Oracle Home on a node that is already in the cluster before you run the 'root.sh' or 'root.bat' script.

PRVG-11886: Command "{0}" to get the policy managed database information failed

Cause: An attempt to execute the displayed command failed.

Action: This is an internal error. Contact Oracle Support Services.

PRVG-11890: failed to determine the space used by directory "{0}" on node "{1}"

Cause: An attempt to determine the space used by the identified directory failed on the indicated node.

Action: Ensure that the current user has read and execute permissions for the directory cited in the message and its subdirectories. Look at the accompanying messages for more details.

PRVG-11891: Connectivity failed between interface "{0}" configured with IP address "{1}" on node "{2}" and interface "{3}" configured with IP address "{4}" on node "{5}" for the subnet "{6}".

Cause: Cluster Verification Utility (CVU) node connectivity checking detected the connectivity problem described in the message. Connectivity for the mentioned subnet could not be verified between the two identified interfaces on the identified nodes.

Action: Verify the interface configurations for the identified network interfaces on the identified nodes using utilities such as ipconfig or ping.

PRVG-11892: Connectivity failed between IP address "{0}" on node "{1}" and IP address "{2}" on node "{3}" for the subnet "{4}".

Cause: Cluster Verification Utility (CVU) node connectivity checking detected the connectivity problem described in the message. Connectivity for the mentioned subnet could not be verified between the two identified IP addresses on the identified nodes.

Action: Verify the IP configurations for the identified network interfaces on the identified nodes using utilities such as ipconfig or ping.

PRVG-11893: RDS connectivity failed between interface "{0}" configured with IP address "{1}" on node "{2}" and interface "{3}" configured with IP address "{4}" on node "{5}" for subnet "{6}".

Cause: Cluster Verification Utility (CVU) node connectivity checking detected the connectivity problem described in the message. Connectivity for the mentioned subnet could not be verified between the two identified interfaces using the 'rds-ping' command on the identified nodes.

Action: Verify the interface configurations for the identified network interfaces on the identified nodes using the utility '/usr/bin/rds-ping'.

PRVG-11894: RDS connectivity failed between IP address "{0}" on node "{1}" and IP address "{2}" on node "{3}" for subnet "{4}".

Cause: Cluster Verification Utility (CVU) node connectivity checking detected the connectivity problem described in the message. Connectivity for the mentioned subnet could not be verified between the two identified IP addresses using the 'rds-ping' command on the identified nodes.

Action: Verify the IP configurations for the identified network interfaces on the identified nodes using the utility '/usr/bin/rds-ping'.

PRVG-11900: Oracle Clusterware is not installed on this node.

Cause: An attempt to execute the command 'cluvfy comp software' was requested, but files associated with Oracle Clusterware installation were not found.

Action: Execute the 'cluvfy comp software' command only on nodes where Oracle Clusterware is installed.

PRVG-11901: Oracle Clusterware is not running on this node.

Cause: An attempt to execute a 'cluvfy' command that requires Oracle Clusterware to be running failed because Clusterware was not running on the node.

Action: Ensure that the Clusterware stack is running and retry 'cluvfy'. If required issue the command 'crsctl start crs' to start the clusterware stack.

PRVG-11902: Oracle Clusterware is not configured on node {0}.

Cause: A 'cluvfy comp software' command was issued on a system that does not have an Oracle Clusterware configuration.

Action: Issue the 'cluvfy comp software' command only on nodes where Oracle Clusterware is configured.

PRVG-11903: The specified destination CRS home {0} is the same as the currently configured CRS home {1}.

Cause: The pre-upgrade prerequisites check failed because the specified destination CRS home was the same as the currently configured CRS home.

Action: Retry the upgrade using the '-dest_crshome' option to specify a CRS home that is different from the currently configured CRS home.

PRVG-11904: The file 'oracle.key' does not exist for Oracle home {0} on node {1}.

Cause: The command 'cluvfy comp software' failed for the indicated node because it does not appear to have a valid Oracle home.

Action: Verify that the installation of Oracle software has completed successfully.

PRVG-11905: The file 'oracle.key' cannot be read on node {0}.

Cause: The command 'cluvfy comp software' failed for the indicated node because it does not have a valid 'oracle.key' file.

Action: Verify that the installation of Oracle software has completed successfully.

PRVG-11906: The Oracle home {0} does not exist.

Cause: The command 'cluvfy comp software' failed because the specified Oracle home could not be found.

Action: Verify that the installation of Oracle software has completed successfully.

PRVG-11907: The Oracle database edition cannot be obtained from file {0} on node {1}.

Cause: The command 'cluvfy comp software' failed because the file which indicates the database edition could not be accessed on the indicated node.

Action: Verify that the installation of Oracle software has completed successfully and that the specified file exists and is readable.

PRVG-11910: failed to locate Oracle base for home "{0}" on node "{1}"

Cause: An attempt to retrieve Oracle base using command <ORACLE_HOME>/bin/orabase failed.

Action: Verify that the installation of the Oracle software has completed successfully and that the Oracle home is set up correctly.

PRVG-11911: Database services count is not available for Oracle Clusterware versions prior to 11.2.

Cause: An attempt was made to retrieve the database services count for an Oracle Clusterware version lower than 11.2.

Action: Make sure that the configured Oracle Clusterware is version 11.2 or greater.

PRVG-11912: Command '{0}' to retrieve database services count failed.

Cause: An attempt to execute the displayed command failed. This is an internal error.

Action: Contact Oracle Support Services.

PRVG-11913: Syntax errors in the following lines from ONS configuration file "{1}" on node "{0}" :

Cause: Invalid lines were found in the ons.config file at the location and node indicated.

Action: Contact Oracle Support Services.

PRVG-11914: The ONS configuration file "{0}" does not exist on following nodes: {1}

Cause: The file specified did not exist on the nodes listed, but exists on other nodes.

Action: Contact Oracle Support Services.

PRVG-11915: ONS configuration file "{0}" does not exist on any node of the cluster. Skipping further checks.

Cause: The ONS configuration file was missing from all of the nodes.

Action: Contact Oracle Support Services.

PRVG-11919: Unable to create work area directory "{0}"

Cause: An attempt to create the specified directory failed on the local node.

Action: Make sure that the user running Cluster Verification Utility has the authority to create the indicated directory or specify a different (usable) directory with the CV_DESTLOC environment variable.

PRVG-11920: Unable to delete CVU work files from directory "{0}"

Cause: An attempt to remove files from the specified directory failed.

Action: Make sure that the user running Cluster Verification Utility has the authority to create the indicated directory or specify a different (usable) directory with the CV_DESTLOC environment variable.

PRVG-11921: Error copying ONS configuration file "{0}" from node "{1}" to node "{2}"

Cause: The specified file could not be copied from the specified source node to the destination node.

Action: Examine the accompanying error message for details.

PRVG-11924: Local and remote ONS ports are same on node "{0}"

Cause: The local and remote port specified in the ons.config were the same.

Action: Ensure that different local and remote ports were specified in the ONS configuration file.

PRVG-11928: 'remoteport' entry in the existing ONS configuration file "{0}" is inconsistent

Cause: The ONS configuration file had inconsistent 'remoteport' entries.

Action: Make sure that all nodes of the cluster have the same 'remoteport' entry in the specified file.

PRVG-11930: Path "{0}" is not writeable on nodes "{1}".

Cause: The identified path was not writeable on the indicated nodes.

Action: Ensure that write access is enabled for the current user on the identified path.

PRVG-11931: Path "{0}" is not writeable on node "{1}".

Cause: The identified path was not writeable by current user on the indicated node.

Action: Ensure that write access is enabled for the identified path by the current user.

PRVG-11932: Path "{0}" cannot be created on node "{1}".

Cause: The identified path can not be created on the indicated node.

Action: Ensure that the current user has authorization to create the identified path.

PRVG-11935: Unable to read file "{0}" copied to local scratch area from node: {1}

Cause: An error occurred while trying to read the specified file.

Action: Ensure that the user running Cluster Verification Utility has the authority to create the indicated directory, or specify a different (usable) directory with the CV_DESTLOC environment variable. Also, look for messages accompanying this message for details.

PRVG-11937: Oracle Database is not configured to run on nodes "{0}".

Cause: Oracle Database was not configured to run on the indicated nodes. For administrator-managed databases, the database instances were not configured to run on the indicated nodes. For policy-managed databases, the indicated nodes were not in any of the server pools of the database.

Action: Remove the nodes from the command line and rerun the check.

PRVG-11938: Oracle Database is not configured to run on any of the specified nodes.

Cause: Oracle Database was not configured to run on any of the specified nodes.

Action: Ensure that Oracle Database is configured to run on the specified nodes. For administrator-managed databases, ensure that the database instances are configured to run on the nodes. For policy-managed databases, ensure that the nodes are in the server pools of the database.

PRVG-11945: Oracle Database software home location "{0}" does not have required group permissions on node "{1}". [Expected = "{2}" ; Found = "{3}"].

Cause: CVU checking determined that the group permissions were incorrect on the indicated Oracle Database home location on the indicated node.

Action: Ensure that the specified home has the required permissions set and retry the CVU check. An operating system command 'chmod g+rx' may be used along with the indicated home location to correct the permissions on the node.

PRVG-11946: Oracle Database software home location "{0}" does not have read permission for group on node "{1}".

Cause: CVU checking determined that the group permissions were incorrect on the indicated Oracle Database home location on the indicated node.

Action: Ensure that the specified home has read permission set and retry the CVU check. An operating system command 'chmod g+r' may be used along with the indicated home location to correct the permissions on the node.

PRVG-11947: Oracle Database software home location "{0}" does not have execute permission for group on node "{1}".

Cause: CVU checking determined that the group permissions were incorrect on the indicated Oracle Database home location on the indicated node.

Action: Ensure that the specified home has execute permission set and retry the CVU checks. An operating system command 'chmod g+x' may be used along with the indicated home location to correct the permissions on the node.

PRVG-11950: Executable "{0}" does not exist on any node. The specified home "{1}" is not a valid Oracle home.

Cause: The 'oracle' executable was not found in the expected location on any node.

Action: Specify a valid Oracle home.

PRVG-11951: Executable "{0}" does not exist on node "{1}".

Cause: The 'oracle' executable was not found in the expected location on the specified node.

Action: Ensure that the specified home is a valid Oracle home on the specified node.

PRVG-11960: Set user ID bit is not set for file "{0}" on node "{1}".

Cause: The Set user ID bit was not set for the identified file on the indicated node.

Action: Login as the root user and set the Set user ID bit for the identified file using command 'chmod +s file'.

PRVG-11961: failed to check the set user ID bit for file "{0}" on nodes "{1}"

Cause: An attempt to verify the Set user ID bit for the identified file failed on the indicated nodes.

Action: Ensure that the identified file exists and that the user has read and execute permissions on it.

PRVG-11975: The I/O scheduler parameter of device "{0}" did not match the expected value on nodes "{1}". [Expected scheduler = "{2}"; Found scheduler = "{3}"]

Cause: The I/O scheduler parameter of the indicated device was not the expected value on the indicated nodes.

Action: Change the I/O scheduler parameter using 'echo deadline > /sys/block/*device*/queue/scheduler' command of the indicated device to ensure it is the expected value.

PRVG-11976: The I/O scheduler parameter of device "{0}" that belongs to ASM disk "{1}" of the ASM disk group "{2}" did not match the expected value on nodes "{3}". [Expected scheduler = "{4}"; Found scheduler = "{5}"]

Cause: The I/O scheduler parameter of the indicated device was not the expected value on the indicated node.

Action: Change the I/O scheduler parameter using 'echo deadline > /sys/block/*device*/queue/scheduler' command for the indicated device to ensure it is the expected value.

PRVG-11977: The I/O scheduler parameter is not configured for device "{0}" on nodes "{1}".

Cause: An attempt to obtain the I/O scheduler corresponding to the specified device failed on the node specified.

Action: Ensure that the specified device has a I/O scheduler parameter configured.

PRVG-11983: Grid Infrastructure home check failed

Cause: The Grid Infrastructure home path was not writable.

Action: Ensure that the Grid Infrastructure user has write permissions for the indicated path.

PRVG-12802: ASM devices "{0}" are not ASM Filter Driver capable.

Cause: The indicated devices were not ASM filter driver capable.

Action: To make them AFD capable, ensure that the devices selected for ASM are configured as block devices on Linux or character devices on AIX and Solaris operating system platforms.

PRVG-12805: Device "{0}" cannot be managed by the ASM Filter Driver on node "{1}".

Cause: The indicated ASM device did not have a correct device type and hence was identified as not AFD capable.

Action: If you intend to use the ASM Filter Driver to manage this device, ensure that the device selected for ASM is a block device on Linux or a character device on AIX and Solaris operating system platforms.

PRVG-12806: failed to discover the device type of devices "{0}" on nodes "{1}"

Cause: An attempt to retrieve the device type of the indicated device failed on the identified nodes.

Action: Ensure that the device is correctly configured on the indicated node and that the user has permission to read its attributes.

PRVG-12807: failed to retrieve the device type of device "{0}" on node "{1}"

Cause: An attempt to retrieve the device type of the indicated devices failed on all the nodes.

Action: Ensure that the device is correctly configured and that the user has permission to read the device attributes. Examine the accompanying error messages for details.

PRVG-12808: ASMLib is installed on nodes "{0}"; ASM Filter Driver will not be used for managing ASM devices.

Cause: ASMLib was found installed on the indicated nodes.

Action: Ensure that ASMLib is not installed on cluster nodes if you plan to use the ASM Filter Driver to manage ASM devices.

PRVG-12809: 'remoteport' entry is missing from ONS configuration file "{1}" on nodes "{0}".

Cause: The Oracle Notification Services (ONS) configuration file was missing the remote port entry.

Action: Add the remote port entry to the ONS configuration file.

PRVG-12810: failed to expand the device path discovery string "{0}"

Cause: The requested operation could not be completed because the indicated device path discovery string argument could not be expanded to a list of ASM disk devices.

Action: Retry the request specifying a valid device path discovery string.

PRVG-12855: Configured private networks "{0}" with subnet masks "{1}" do not exist on nodes "{2}".

Cause: The indicated CRS private subnets did not match any subnet available on the identified node.

Action: The network configuration used for the existing CRS installation must be available networks on each of the cluster nodes. Use the 'oifcfg setif' command to correctly configure the subnets for the existing installation.

PRVG-12856: Configured public subnets "{0}" with subnet masks "{1}" do not exist on nodes "{2}".

Cause: The indicated CRS public subnets did not match any subnet available on the identified node.

Action: The network configuration used for the existing CRS installation must be available networks on each of the cluster nodes. Use the 'oifcfg setif' command to correctly configure the subnets for the existing installation.

PRVG-12857: Classified subnet configuration of the current CRS home "{0}" does not match any existing subnets on nodes "{1}".

Cause: The indicated CRS subnet did not match any subnet available on the identified nodes.

Action: The network configuration used for the existing CRS installation must be available networks on each of the cluster nodes. Use the 'oifcfg setif' command to correctly configure the subnet for the existing installation.

PRVG-12858: Following error occurred during the network configuration consistency checks.

Cause: An error occurred while performing the network configuration consistency checks.

Action: Examine the accompanying messages for specific details on the network configuration problem, and rectify the issues.

PRVG-12861: 'options {0}' entry does not exist in resolver configuration file "{1}" on nodes "{2}"

Cause: The indicated option entry was specified on some nodes, but not all of them.

Action: Ensure that the indicated option is either specified consistently or not specified in the resolver configuration file on all cluster nodes.

PRVG-12864: The resolver configuration file "{0}" on the nodes "{1}" has more than one 'options {2}' entry

Cause: The indicated option entry was found more than once on nodes specified in the resolver configuration file indicated.

Action: Ensure that there is only one option entry in the file indicated.

PRVG-12867: 'options {0}' entries in the resolver configuration file "{1}" are inconsistent

Cause: A check of each node's resolv.conf files found inconsistent entries of the indicated option.

Action: Ensure that all nodes of the cluster have same indicated option entry in the file indicated.

PRVG-12869: The product of the 'attempts' option value "{0}" and the 'timeout' option value "{1}" in the resolver configuration file "{2}" is greater than the maximum allowed "{3}".

Cause: A check of node's resolv.conf files found values greater than the maximum allowed.

Action: "Ensure that the product of resolver 'attempts' and 'timeout' is within limits on all nodes.

PRVG-12884: Maximum (MTU) size packet check failed on subnets "{0}"

Cause: The network switch was not configured with jumbo frames or the identified subnets do not support jumbo frames.

Action: Ensure that the network switch is configured with jumbo frames and the network subnets support jumbo frames.

PRVG-12885: ICMP packet of MTU size "{0}" does not go through subnet "{1}".

Cause: The network switch was not configured with jumbo frames or the network subnet does not support the identified MTU size.

Action: Ensure that the network switch is configured with jumbo frames and the network subnet supports the identified MTU size.

PRVG-12886: Interface "{0}" has an invalid MTU value "{1}".

Cause: The retrieved MTU value from ip command contained other than decimal digits.

Action: Configure an MTU value for the identified interface with decimal digits only. Look at the accompanying messages for more details.

PRVG-12887: failed to get the MTU value for interface "{0}" using ip command "{1}" on node "{2}"

Cause: An attempt to obtain the MTU value for the identified interface failed on the indicated node.

Action: Ensure that the indicated executable accessible on the node. Look at the accompanying messages for more details.

PRVG-12893: User "{0}" failed to determine the permissions of path "{1}" on nodes "{2}".

Cause: An attempt to check the permissions of the indicated path failed on the indicated nodes.

Action: Ensure that the indicated path exists on all nodes.

PRVG-12894: Failed to get the groups of user "{0}" on nodes "{1}".

Cause: An attempt to get the groups of the indicated user failed on the indicated nodes.

Action: Ensure that the indicated user exists on the indicated nodes.

PRVG-12895: The group "{1}" of the path "{0}", does not have execute permissions for "others" "{2}" and "group" "{3}" configured on node "{4}".

Cause: The check found a bad permissions configuration of the indicated path on the indicated node.

Action: Ensure that the Grid user has execute permissions on all nodes.

PRVG-12896: The owning group "{0}" of path "{1}" is not in the groups "{2}" of the Grid user on node "{3}".

Cause: The check for permissions of the indicated path found that the group was not in the indicated groups of the Grid user on the indicated node.

Action: Ensure that the Grid user has execute permissions, either by group membership or by the path having execute permissions for others to the indicated groups of the Grid user on all nodes. 1) Change the group of the path to one of the indicated groups 2) Add the Grid user to the group of the path 3) Change the permissions for 'others' 4) Change the permissions for 'group'

PRVG-12914: Oracle Fence service file "{0}" is missing on nodes "{1}".

Cause: The Oracle Fence Service file was not found at the identified path on the indicated nodes.

Action: Install the Oracle Fence Service using the command '`<GI_HOME>/bin/crssetup.exe installFence`'.

PRVG-12915: The service "{0}" is not configured with the service type 'kernel' as expected on nodes "{1}".

Cause: The configuration of the identified Windows service did not specify the expected service type: 'kernel'.

Action: Configure the service by using '`sc.exe <server_name> config <service_name> type= kernel`'.

PRVG-12916: The service "{0}" is not configured with the start type 'auto' as expected on nodes "{1}".

Cause: The configuration of the identified Windows service did not specify the expected start type: 'auto'.

Action: Configure the service by using '`sc.exe <server_name> config <service_name> start= auto`'.

PRVG-12917: The service "{0}" is not running on nodes "{1}".

Cause: The identified Windows service was not running on the indicated nodes.

Action: Start the service by using '`net.exe start <service_name>`'.

PRVG-12918: The service "{0}" does not exist on nodes "{1}".

Cause: The identified Windows service was not found on the indicated nodes.

Action: Install the Oracle Fence Service using the command '`<GI_HOME>/bin/crssetup.exe installFence`'.

PRVG-12934: The virtual memory manager tunable parameter "{0}" does not have expected "DEF" value on nodes "{1}" [Expected = "{2}"]

Cause: The identified parameter did not have the expected "DEF" value on the indicated nodes.

Action: Log in to the indicated nodes as the root user and change the identified parameter "DEF" value using command '`/usr/sbin/vmo -p -o parameter=value`'.

PRVG-12935: The virtual memory manager tunable parameter "{0}" does not have expected "BOOT" value on nodes "{1}" [Expected = "{2}"]

Cause: The identified parameter did not have the expected "BOOT" value on the indicated nodes.

Action: Log in to the indicated nodes as the root user and change the identified parameter "BOOT" value using command '`/usr/sbin/vmo -r -o parameter=value`'.

PRVG-12936: Processor folding parameter "{0}" is not disabled on nodes "{1}".

Cause: Processor folding was not turned off on the indicated nodes.

Action: Log in to the indicated nodes as the root user and turn off the processor folding using command '`/usr/sbin/schedo -p -o parameter=-1`'.

PRVG-12937: failed to convert string "{0}" to integer value

Cause: The identified string to integer conversion failed.

Action: Examine the accompanying messages for details.

PRVG-12938: An internal command 'cvuhelper' exited unexpectedly on node "{0}" while running a SQL query on ASM.

Cause: An attempt to execute an internal cvuhelper command failed.

Action: This is an internal error. Contact Oracle Support Services.

PRVG-12939: An internal command 'cvuhelper' failed to produce any output on node "{0}" while running a SQL query on ASM.

Cause: An attempt to execute an internal cvuhelper command failed.

Action: This is an internal error. Contact Oracle Support Services.

PRVG-12940: failed to parse 'cvuhelper' command output

Cause: An attempt to parse output from an internal cvuhelper command failed.

Action: This is an internal error. Contact Oracle Support Services.

PRVG-12941: An internal command 'cvuhelper' failed to run a SQL query on ASM on node "{0}".

Cause: An ASM SQL query failed unexpectedly.

Action: Examine the accompanying error message and correct the problem indicated, if possible. Otherwise, contact Oracle Support Services.

PRVG-12942: failed to obtain ASM instance configuration on node "{0}"

Cause: An attempt to retrieve information about configuration of an ASM instance on the indicated node failed.

Action: Ensure that the ASM instance, if configured, is correctly configured and an ASM instance is up and running on the indicated node.

PRVG-12943: failed to load Oracle JDBC Driver

Cause: An attempt to load Oracle JDBC Driver failed.

Action: This is an internal error. Contact Oracle Support Services.

PRVG-12944: failed to obtain credentials to connect to ASM with role {0}

Cause: An attempt to obtain ASM credentials for the current OS user failed.

Action: If the specified role is SYSDBA then ensure that the current OS user is part of the OSDBA group. If the specified role is SYSASM then ensure that the current OS user is part of the OSASM group.

PRVG-12945: An error occurred while establishing connection to ASM with current OS user and connect descriptor:\n"{0}"

Cause: An attempt to connect to ASM failed.

Action: Examine the accompanying error message for details.

PRVG-12946: An error occurred while establishing connection to ASM using role {0}.

Cause: An attempt to connect to ASM failed.

Action: Examine the accompanying error message for details.

PRVG-12947: An internal command 'cvuhelper' failed to obtain ASM connection information on node "{0}".

Cause: An attempt to get ASM connection information failed.

Action: Examine the accompanying error message and correct the problem indicated, if possible. Otherwise, contact Oracle Support Services.

PRVG-12948: Failed to get ASM connection information. Verification cannot proceed.

Cause: Error occurred while attempting to get ASM connection information.

Action: Examine the accompanying error messages for details, resolve problems identified and retry.

PRVG-12949: Failed to get ASM connection. Verification cannot proceed.

Cause: An error occurred attempting to connect to ASM.

Action: Examine the accompanying error messages for details, resolve problems identified and retry.

PRVG-12993: ASM is not running on any of the nodes. Verification cannot proceed.

Cause: No ASM instance was found running on any of the nodes while attempting to perform ASM health checks.

Action: Ensure that the ASM instances, if configured, are correctly configured and running on sufficient number of nodes. Use the command 'srvctl config asm' to determine the number of ASM instances that are supposed to be running.

PRVG-13001: target XML file "{0}" for task definition not found

Cause: An attempt to retrieve the task definition failed because the target XML file was missing.

Action: Ensure that the indicated target XML file is available.

PRVG-13122: encountered error in copying file "{0}" from node "{1}" to node "{2}"

Cause: An error was encountered while attempting to copy the indicated file from the indicated source node to the indicated destination node.

Action: Examine the accompanying error message for details. Resolve the issues raised and retry.

PRVG-13123: File "{0}" does not exist on following nodes: {1}.

Cause: File specified did not exist on the nodes listed, but exists on other nodes.

Action: Make sure that the file is either present on all nodes or is not present on any node.

PRVG-13125: unable to create the directory "{0}".

Cause: An attempt by CVU to create the indicated directory failed on the local node.

Action: Make sure that the user running CVU has read and write permissions on the directory indicated or specify a different work area using the CV_DESTLOC environment variable where the user has write permission.

PRVG-13126: unable to delete files from directory "{0}".

Cause: An attempt by CVU to remove files from the indicated directory failed.

Action: Make sure that the user running CVU has read and write permissions for the directory indicated or specify a different work area using the CV_DESTLOC environment variable where the user executing this check has write permission.

PRVG-13127: unable to read file "{0}" copied to local scratch area from node {1}.

Cause: An error occurred while attempting to read the indicated file.

Action: Make sure that the CV_DESTLOC area was not being used by another process. Make sure that the user running CVU has read and write permissions for the directory. Also look for messages accompanying this message for details.

PRVG-13159: On node "{0}" the file "/etc/resolv.conf" could not be parsed because the file is empty.

Cause: Pre-requisite checking for Oracle grid infrastructure install failed

Action: Ensure that /etc/resolv.conf file is properly configured.

PRVG-13167: File access control is enabled for ASM disk groups "{0}".

Cause: The ASM disk group property ACCESS_CONTROL.ENABLED was set to TRUE for the indicated ASM disk groups

Action: Ensure that the ASM disk group property ACCESS_CONTROL.ENABLED is set to the value 'FALSE' by running the command 'asmcmd setattr -G <diskgroup_name> access_control.enabled FALSE' for each disk group.

PRVG-13168: failed to determine the value of ASM disk group property ACCESS_CONTROL.ENABLED

Cause: An ASM query failed unexpectedly.

Action: Examine the accompanying error messages for details. Ensure that the ASM disk group property ACCESS_CONTROL.ENABLED is set to the value 'FALSE' by running the command 'asmcmd setattr -G <diskgroup_name> access_control.enabled FALSE' for each disk group.

PRVG-13201: Internal error: {0}

Cause: An internal error occurred. The included value is an internal identifier.

Action: Contact Oracle Support Services and provide the internal identifier displayed in the message.

PRVG-13202: Stage verification is not supported for cluster of type '{0}'.

Cause: Cluster stage verification could not proceed because verification is not possible for clusters of the indicated type.

Action: Make sure that the cluster type is Oracle Clusterware Application Cluster or do not apply this verification on this cluster.

PRVG-13203: Component verification is not supported for cluster of type '{0}'.

Cause: Cluster component verification could not proceed because verification is not possible for clusters of the indicated type.

Action: Make sure that the cluster type is Oracle Clusterware Application Cluster or do not apply this verification on this cluster.

PRVG-13204: stage verification not possible for cluster type '{0}'.

Cause: Cluster stage verification could not proceed because verification was not possible for clusters of the indicated type. Requested verification applicable on Oracle Flex Cluster.

Action: Request the applicable stage verification for the indicated cluster type.

PRVG-13210: invalid request for SCAN component check for an Oracle Clusterware Application Cluster

Cause: SCAN component verification was requested for an Oracle Application Cluster.

Action: Specify a cluster that is not an Oracle Clusterware Application Cluster or omit the request for SCAN verification.

PRVG-13211: invalid request for node applications check for an Oracle Clusterware Application Cluster

Cause: Node application verification was requested for an Oracle Clusterware Application Cluster.

Action: Specify a cluster that is not an Oracle Clusterware Application Cluster or omit the request for node application verification.

PRVG-13215: CVU 'header.xml' not found in the report zip file.

Cause: The Cluster Verification Utility (CVU) baseline report could not be read because the 'header.xml' was not found in the report zip file.

Action: Ensure that the valid baseline report zip containing the complete CVU baseline report is specified and retry the baseline comparison.

PRVG-13301: The CRSD process identifier (PID) is not available in release "{0}".

Cause: An attempt to retrieve the process identifier for the CRSD process failed because the operation was not available in releases prior to 11.2.0.3.

Action: To use this feature, the Clusterware must be upgraded to a release greater or equal to 11.2.0.3

PRVG-13330: error getting the version of 'cvuqdisk' on node "{0}"

Cause: An attempt to retrieve the version of 'cvuqdisk' failed on the specified node.

Action: Ensure that 'cvuqdisk' is installed properly on the specified node. To check the installation use the command 'rpm -qi cvuqdisk'.

PRVG-13331: could not locate the disk for path "{0}"

Cause: An attempt to locate the disk for the specified path failed.

Action: Ensure that the disk is configured for the indicated path.

PRVG-13332: could not find any disk configured in partition file "{0}"

Cause: An attempt to retrieve the list of disks found no disk configured in the indicated partition file.

Action: Ensure that at least one disk is configured.

PRVG-13333: Path "{0}" is not a valid device path.

Cause: The indicated path does not end with a valid disk name.

Action: Provide a valid device path.

PRVG-13334: Path "{0}" is of unknown device type.

Cause: The type of the device path could not be determined.

Action: Provide a valid device path.

PRVG-13335: could not determine the version of OCFS on node "{0}"

Cause: The OCFS installation directories were not found on the indicated node.

Action: Ensure that the OCFS is installed properly on the specified node.

PRVG-13336: Path "{0}" is an invalid file system path.

Cause: The indicated path was neither a directory path nor a regular file path.

Action: Provide a valid file system path.

PRVG-13337: error getting details of block device on node "{0}"

Cause: An attempt to retrieve the details of the block device failed on the indicated node.

Action: Examine the accompanying error message for details.

PRVG-13338: format error in partition file "{0}" for the entry "{1}"

Cause: An attempt to read the indicated partition file failed because the indicated entry could not be parsed.

Action: Examine the the indicated partition file and correct the format of the entry.

PRVG-13339: could not resolve the path "{0}" on node "{1}"

Cause: The indicated path could not be resolved to produce an absolute pathname.

Action: Ensure that the indicated path is an existing path and that the current user has access permission for this path on identified node.

PRVG-13351: The virtual memory manager tunable parameter "{0}" does not have expected "CUR" value on nodes "{1}" [Expected = "{2}"]

Cause: The identified parameter did not have the expected "CUR" value on the indicated nodes.

Action: Log in to the indicated nodes as the root user and change the identified parameter "CUR" value using command `'/usr/sbin/vmo -o parameter=value'`.

PRVG-13356: The processor scheduler manager tunable parameter "{0}" does not have expected "CUR" value on nodes "{1}" [Expected = "{2}"]

Cause: The identified parameter did not have the expected "CUR" value on the indicated nodes.

Action: Log in to the indicated nodes as the root user and change the identified parameter "CUR" value using command `'/usr/sbin/schedo -o parameter=value'`.

PRVG-13357: The processor scheduler manager tunable parameter "{0}" does not have expected "DEF" value on nodes "{1}" [Expected = "{2}"]

Cause: The identified parameter did not have the expected "DEF" value on the indicated nodes.

Action: Log in to the indicated nodes as the root user and change the identified parameter "DEF" value using command `'/usr/sbin/schedo -p -o parameter=value'`.

PRVG-13358: The processor scheduler manager tunable parameter "{0}" does not have expected "BOOT" value on nodes "{1}" [Expected = "{2}"]

Cause: The identified parameter did not have the expected "BOOT" value on the indicated nodes.

Action: Log in to the indicated nodes as the root user and change the identified parameter "BOOT" value using command `'/usr/sbin/schedo -r -o parameter=value'`.

PRVG-13362: The loopback network interface configured with an IPv4 address was not found on nodes "{0}".

Cause: The Cluster Verification Utility determined that there was no loopback network interface configured with an IPv4 address "127.0.0.1/8" on the indicated nodes.

Action: Log in to the indicated nodes as the root user and configure the loopback network interface with an IPv4 address "127.0.0.1/8" on the indicated nodes.

PRVG-13363: The loopback network interface configured with an IPv6 address was not found on nodes "{0}".

Cause: The Cluster Verification Utility determined that there was no loopback network interface configured with an IPv6 address "::1/128" on the indicated nodes.

Action: Log in to the indicated nodes as the root user and configure the loopback network interface with an IPv6 address "::1/128" on the indicated nodes.

PRVG-13373: The failure flag parameter "{0}" status is panic in the file "{1}" on nodes: "{2}".

Cause: The failure flag parameter value was set to 2 in the identified file on the indicated nodes.

Action: Change the failure flag parameter value to either 0 or 1 to avoid node panic on the indicated nodes, and reboot the system for the changes to take effect.

PRVG-13374: The following lines in file "{0}" could not be parsed on node "{1}" as they are not in proper format:\n{2}

Cause: Invalid lines were found in the indicated file on the indicated node.

Action: Correct the errors indicated. The format of audit rules in the indicated file is "*parameter <value(s)>*". For more details refer to the *audit.rules* man page.

PRVG-13381: File "{0}" does not have required permissions for group on node "{1}". [Expected = "{2}"; Found = "{3}"].

Cause: The indicated file was found with incorrect permissions for group on the indicated node.

Action: Ensure that the indicated file has the required permissions set. An operating system command 'chmod' may be used along with the indicated file to correct the permissions on the indicated node.

PRVG-13382: File "{0}" does not have required permissions for others on node "{1}". [Expected = "{2}"; Found = "{3}"].

Cause: The indicated file was found with incorrect permissions for others on the indicated node.

Action: Ensure that the indicated file has the required permissions set. An operating system command 'chmod' may be used along with the indicated file to correct the permissions on the indicated node.

PRVG-13383: There are fewer than the recommended number of voting files in ASM disk group "{0}" of redundancy "{1}". [Expected = "{2}"; Found = "{3}"].

Cause: The Cluster Verification Utility determined that one or more disks used for voting files in the indicated ASM disk group are offline.

Action: Either 1) Ensure that the offline disks in the indicated ASM diskgroup are online by using the command 'asmcmd online -G *disk group name* -D *disk name*'. The command 'asmcmd lsdisk -p -G *disk group name*' can be used to obtain the status of disks in the indicated ASM disk group. or 2) Use the command 'crsctl query css votedsk' to obtain the list of voting files. Add more disks to the indicated ASM disk group to match the specified expectation.

PRVG-13400: Oracle Clusterware is not configured on nodes "{0}".

Cause: The Cluster Verification Utility (CVU) found that Oracle Clusterware had not been configured on the indicated nodes.

Action: Ensure that Oracle Clusterware is installed and configured on the indicated nodes.

PRVG-13410: The state of Oracle Clusterware is not consistent to allow upgrade. [Expected = "{0}" ; Found = "{1}"]

Cause: The Cluster Verification Utility (CVU) pre-check for upgrade found that the Oracle Clusterware was in the middle of some other operation with the indicated state. An upgrade can not be performed in that state.

Action: Complete the clusterware operation with the indicated state to ensure the Oracle Clusterware is in a consistent state and retry the pre-upgrade check.

PRVG-13411: Oracle Clusterware active patch level "{0}" does not match software patch level "{1}" on node "{2}".

Cause: The Cluster Verification Utility (CVU) found that the indicated Oracle Clusterware active patch level did not match the indicated software patch level on the indicated node. The patching operation was in progress or not complete on the indicated node.

Action: Complete the patching operation to ensure the Oracle Clusterware active patch level matches the software patch level on the indicated node and retry the operation.

PRVG-13600: Query of NTP daemon for its time sources could not be performed on all nodes on which NTP daemon was running.

Cause: An attempt to query the NTP daemon for its time sources failed on all the nodes of the cluster because the 'ntpq' command could not be executed successfully. The accompanying messages provide detailed failure information.

Action: Ensure that the NTP daemon query command 'ntpq' is available on all the nodes and the user running the CVU check has execute privileges for it. Examine the accompanying messages, resolve the issues identified, and then retry the operation.

PRVG-13601: Query of NTP daemon for its time sources could not be performed on node "{0}".

Cause: An attempt to query the NTP daemon for its time sources failed on the indicated node because the 'ntpq' command could not be executed successfully. The accompanying messages provide detailed failure information.

Action: Ensure that the NTP daemon query command 'ntpq' is available on the indicated node and the user running the CVU check has execute privileges for it. Examine the accompanying messages, resolve the issues identified, and then retry the operation.

PRVG-13602: NTP daemon is not synchronized with any external time source on node "{0}".

Cause: The output of the command 'ntpq -pn' executed on the indicated node did not list any external NTP daemon synchronization time source. The values of the tally code and 'refid' columns in the command output reported that the NTP daemon is either not synchronized with any time source or it is synchronized with a locally connected reference clock.

Action: Examine the output of the command 'ntpq -pn'. Modify the NTP configuration to use one or more appropriate external time sources, or correct any problems accessing the currently configured external time sources. Rerun the command 'ntpq -pn' to confirm that the NTP daemon running on the indicated node is now synchronized with at least one external time source, and then retry the operation.

PRVG-13604: Query of chrony daemon for its time sources could not be performed on all nodes on which chrony daemon was running.

Cause: An attempt to query the chrony daemon for its time sources failed on all the nodes of the cluster because the 'chronyc sources' command could not be executed successfully. The accompanying messages provide detailed failure information.

Action: Ensure that the chrony daemon query command 'chronyc' is available on all the nodes and the user running the CVU check has execute privileges for it. Examine the accompanying messages, resolve the issues identified, and then retry the operation.

PRVG-13605: Query of chrony daemon for its time sources could not be performed on node "{0}".

Cause: An attempt to query the chrony daemon for its time sources failed on the indicated node because the 'chronyc sources' command could not be executed successfully. The accompanying messages provide detailed failure information.

Action: Ensure that the chrony daemon query command 'chronyc' is available on the indicated node and the user running the CVU check has execute privileges for it. Examine the accompanying messages, resolve the issues identified, and then retry the operation.

PRVG-13606: chrony daemon is not synchronized with any external time source on node "{0}".

Cause: The output of the command 'chronyc sources' executed on the indicated node did not list any external chrony daemon synchronization time source. The values of the mode and state columns in the command output reported that the chrony daemon is either not synchronized with any time source or is synchronized with a locally connected reference clock.

Action: Examine the output of the command 'chronyc sources'. Modify the chrony configuration to use one or more appropriate external time sources, or correct any problems accessing the currently configured external time sources. Rerun the command 'chronyc sources' to confirm that the chrony daemon running on the indicated node is now synchronized with at least one external time source, and then retry the operation.

PRVG-13609: The path "{0}" resolving to storage of type "{1}" is not suitable for usage as Oracle Clusterware software for release "{2}". Supported storage types are "{3}".

Cause: The Cluster Verification Utility check for storage suitability determined that the storage of the indicated type designated by the indicated path was not suitable for usage as Oracle Clusterware software.

Action: Retry the operation ensuring that the supplied storage path designates storage appropriate for Oracle Clusterware software.

PRVP-01001 to PRVP-05203

PRVP-01001: Invalid command line syntax.

Cause: The command was rejected because the specified syntax was incorrect.

Action: Look at the usage provided for this command and use the correct syntax.

PRVP-01041: value specified "{0}" for command line option '-port' is not a number

Cause: A non-numeric value was specified for command line option '-port'.

Action: Specify a numeric value for the command line option '-port'.

PRVP-01044: Error occurred while opening configuration file "{0}"

Cause: Configuration file could not be opened. It either does not exist or you are not allowed read access.

Action: Provide a usable configuration file.

PRVP-01049: Failed to read the root user password from standard input

Cause: An attempt to read the password for the root user from standard input failed.

Action: Look at the accompanying messages for details on the cause of failure.

PRVP-01050: Failed to read the password for 'sudo' user "{1}" from standard input

Cause: An attempt to read the password for specified 'sudo' user from standard input failed.

Action: Look at the accompanying messages for details on the cause of failure.

PRVP-01051: Failed to read the password for 'pbrun' user "{1}" from standard input

Cause: An attempt to read the password for specified 'pbrun' user for from standard input failed.

Action: Look at the accompanying messages for details on the cause of failure.

PRVP-01052: Command line option -method required when -dhcport is less than 1024. The DHCP port value used is "{0}".

Cause: An attempt to check DHCP was rejected because the user did not have sufficient authority to listen on the specified DHCP port.

Action: DHCP checks when command line option -dhcport is less than 1024 can be run only as root user. When command line option -dhcport is not specified the default value of DHCP port used is 67. Make sure that required credentials are supplied using the command line option -method.

PRVP-01055: '-d <oracle_home>' cannot be specified in combination with '-collect cluster' option.

Cause: The specified command was rejected because it specified '-d <oracle_home>' with an incompatible '-collect' option. The option '-d <oracle_home>' can only be specified with '-collect database' or '-collect all'.

Action: Remove the '-d <oracle_home>' specification or change the '-collect' specification.

PRVP-01056: '-db <db_unique_name>' cannot be combined with the specified '-collect' option.

Cause: The specified command was rejected because it specified '-db <db_unique_name>' with an incompatible '-collect' option. The option '-db <db_unique_name>' can only be specified with '-collect database' or '-collect all'.

Action: Remove the '-db <db_unique_name>' specification or change the '-collect' specification.

PRVP-01057: '-d <oracle_home>' cannot be combined with the specified '-collect' option.

Cause: The specified command was rejected because it specified '-d <oracle_home>' with an incompatible '-collect' option. The option '-d <oracle_home>' can only be specified with '-collect database' or '-collect all'.

Action: Remove the '-d <oracle_home>' specification or change the '-collect' specification.

PRVP-01058: invalid combination of '-asm' option with '-s' option.

Cause: A submitted command was rejected because it specified the '-asm' option with the '-s' option. The options '-asm' and '-s' are mutually exclusive.

Action: Retry the command without specifying the '-asm' or '-s' option or by specifying either the '-asm' or '-s' option, but not both.

PRVP-01059: invalid combination of '-asm' option with '-t software' option

Cause: A submitted command was rejected because it specified the '-asm' option with the '-t software' option. The ASM disks are not suitable for storing Oracle RAC database software executables.

Action: Retry the command specifying the '-asm' option without the '-t software' option.

PRVP-01061: Ignoring domains for the following node names specified with domain "{0}". Verification will proceed with nodes "{1}"

Cause: Node names were specified with domain names, and the domain names were ignored.

Action: Make sure that node names are specified without domain names.

PRVP-01062: One of '{0}' options must be specified. See usage for detail.

Cause: The specified command was rejected because none of the options from the indicated list was specified. One or more options from the indicated list must be specified.

Action: Retry the command specifying the missing option.

PRVP-03514: -savedir flag not specified.

Cause: The -savedir flag was not specified while running the baseline collection command through 'runcluvfy'.

Action: Specify a valid value for -savedir flag.

PRVP-03563: Invalid command line option specified. The option '-serviceuser' is not valid with version "{0}".

Cause: Command line option '-serviceuser' was specified with release version earlier than 12c.

Action: Use '-serviceuser' option with 12c or later release.

PRVP-03564: Invalid command line option specified. The option '-serviceuser' is not valid with version "{0}".

Cause: Command line option '-serviceuser' was specified with pre-check for database 12c installation.

Action: Omit the '-serviceuser' option.

PRVP-05104: Invalid value "{0}" found for the variable name "{1}" while parsing file "{2}".

Cause: An invalid value was found for the given variable while parsing the specified file.

Action: Verify that the variable exists in the specified file and has a valid value.

PRVP-05105: No value was found for the variable name "{0}" while parsing file "{1}".

Cause: An empty value was found for the given variable or the variable was not defined in the specified file.

Action: Verify that the variable exists in the specified file and has a valid value.

PRVP-05106: Failure group list size does not match the disk list size for the variable name "{0}" while parsing file "{1}".

Cause: Disks and their associated failure group names were not defined correctly for the indicated variable in the indicated file.

Action: Ensure that each disk has an associated failure group defined or that no failure group is defined for all the disks for the indicated variable in the indicated file.

PRVP-05107: Size of failure group list specified in variable "{0}" is not equal to size of disk list specified in variable "{1}" while parsing file "{2}".

Cause: The size of the failure group list and the size of the disk list defined for the indicated variable were not equal in the indicated file.

Action: Ensure that the size of the failure group list is equal to the size of the disk list defined for the indicated variable in the indicated file, and retry the operation.

PRVP-05200: Specified version string '{0}' for option '{1}' is not valid. Specify the version in the form 0.0.0.0. See usage for detail.

Cause: The specified command was rejected because the value for the indicated option is not in the format indicated.

Action: Retry the command specifying the version string for the indicated option in the correct format.

PRVP-05201: Cluster Ready Services configuration is not detected. See usage for detail.

Cause: An attempted check for Cluster Ready Services failed because Cluster Ready Services were not configured. The check is valid only when Cluster Ready Services are configured.

Action: Ensure that the Cluster Ready Services have been correctly installed and configured before attempting the check.

PRVP-05202: Oracle Restart configuration is not detected. See usage for detail.

Cause: An attempted check for Oracle Restart failed because Oracle Restart was not configured. The configuration check is valid only when Oracle Restart is configured.

Action: Ensure that the Oracle Restart has been correctly installed and configured before attempting the check.

PRVP-05203: Specified virtual ip address '{0}' for option '{1}' is not valid. Virtual IP address should be in the format {<IP_name>|<IP_address>}/<net_mask>/<interface_name>. See usage for detail.

Cause: The specified command was rejected because the value for the indicated option was not in the format indicated.

Action: Retry the command specifying the virtual IP address for the indicated option in the correct format.

QSM-00501 to QSM-03288

QSM-00501: unable to initialize Summary Advisor environment

Cause: The Summary Advisor external procedure initialization process failed.

Action: Contact Oracle Worldwide Support.

QSM-00502: OCI error

Cause: A OCI callback routine reported an error

Action: Contact Oracle Worldwide Support.

QSM-00503: out of memory

Cause: Summary Advisor failed to allocate the necessary memory.

Action: Contact Oracle Worldwide Support.

QSM-00504: internal error

Cause: An internal error occurred.

Action: Contact Oracle Worldwide Support.

QSM-00505: syntax error

Cause: A syntax error occurred.

Action: Correct syntax error if possible or contact Oracle Worldwide Support.

QSM-00506: no fact-tables could be found

Cause: The fact-filter is not specified, and there are no fact-tables in the warehouse. A fact-table is a table having foreign-key constraints to one or more of the dimension-tables in the data warehouse.

Action: Check the fact-filter is correctly specified; check that appropriate constraints exist; and the user has privileges to access the tables

QSM-00507: no dimensions could be found

Cause: The database does not have any dimensions

Action: Create the dimensions in your warehouse

QSM-00508: statistics missing on tables/columns

Cause: The system metadata does not contain statistics on one or more tables or columns. The Advisor needs cardinalities of all fact-tables, and of the level-keys of all dimensions in the data warehouse.

Action: Run ANALYZE on the tables and summaries in the warehouse to collect statistics

QSM-00509: invalid parameter

Cause: The indicated parameter has an invalid value

Action: Supply a value in the proper range

QSM-00510: statistics missing on materialized views

Cause: The system metadata does not contain statistics on one or more materialized views. The Advisor needs cardinalities of all materialized views in the data warehouse.

Action: Run ANALYZE on the tables and materialized views in the warehouse to collect statistics.

QSM-00511: invalid fact-tables specified in fact-filter

Cause: The tables specified in the fact-filter are not valid fact-tables. A fact-table must have foreign-key constraints to one or more of the dimension-tables in the data warehouse.

Action: Check the fact-filter is correctly specified; check that appropriate constraints exist; and the user has privileges to access the tables

QSM-00512: invalid summaries specified in the retention-list

Cause: The summaries specified in the retention-list are not valid.

Action: Check the spelling of the summary-names; check that they are valid; and the user has privileges to access them.

QSM-00513: one or more of the workload tables is missing

Cause: One or both of the workload tables are missing. The two workload tables which should be present in the user's schema are V_192216243_F_5_E_14_8_1 and V_192216243_F_5_E_15_8_1; the former is mapped to WORK\$_IDEAL_MVIEW and the latter to WORK\$_MVIEW_USAGE. The workload tables are created by the Oracle Trace Formatter when the data-collection-file (oraclesm.dat) is formatted by the user.

Action: Check whether the Formatter succeeded in formatting the data collection. Sometimes the V_192216243_F_5_E_14_8_1 (i.e WORK\$_IDEAL_MVIEW) may not be created whereas the other table is created. The most likely cause of this is the init.ora parameters needed to invoke mview-rewrite are not enabled. Check your documentation for all the init.ora parameters which need to be set for mview-rewrite to occur. Another possibility is no GROUP BY queries were issued during the time the data was collected, in which case, run the Trace collection for a longer time to get a representative sampling of the queries issued in the data warehouse.

QSM-00514: the size of must-retain summaries exceeds specified space limit

Cause: The specified space limit is greater than the size of must-retain summaries.

Action: Reduce the number of must-retain summaries or increase the space limit

QSM-00515: operation cancelled by user

Cause: The operation has been cancelled by the user

Action: None

QSM-00516: illegal status detected for run

Cause: The run has encountered an illegal value in the status field of the mview \$_adv_log table. This could be internal error or an application error.

Action: Contact Oracle Worldwide Support.

QSM-00517: Summary Advisor requires a COMPATIBLE setting of 8.1.0.0 or greater

Cause: The current database has a compatibility setting that is earlier than the supported server version.

Action: Adjust the instance parameter COMPATIBLE to 8.1.0.0 or greater.

QSM-00518: Java is not enabled. Please execute INITJVM.SQL and INITQSMA.SQL

Cause: The current database has not been created or upgraded to support Java stored procedures. Summary Advisor requires Java stored procedures.

Action: Log into the database with SYSDBA privileges. Execute the INITJVM.SQL script which is found in the ORACLE home directory under JAVAVM. Next, execute the INITQSMA.SQL script found in the ADMIN directory under the ORACLE home.

QSM-00519: Summary Advisor is not installed. Please execute INITQSMA.SQL.

Cause: The current database has not been created or upgraded to support Summary Advisor. Summary Advisor requires several Java stored procedures.

Action: Log into the database with SYSDBA privileges. Execute the INITQSMA.SQL script found in the ADMIN directory under the ORACLE home. **** Messages 520-700 are in the 9i Summary Advisor Java modules 701-708 are Hypothetical Workload generator journal messages

QSM-00710: data access error in module *string*

Cause: SQL Access Advisor detected a severe error while accessing the advisor repository.

Action: See the accompanying error message for appropriate actions.

QSM-00750: the specified value *string* for parameter *string* is invalid or contains an invalid item

Cause: The user attempted to set a task parameter using invalid data.

Action: Adjust the data value and retry the operation.

QSM-00751: the file *string* could not be opened for write access

Cause: Access Advisor could not create the script or report due to a file system error.

Action: Verify the location for file write access and retry the operation.

QSM-00752: the parameter *string* contains an invalid combination of options *string*

Cause: The user specified correct option keywords, but entered a combination that is not supported within Access Advisor.

Action: Validate the correct option usage and retry the operation.

QSM-00753: the specified value *string* is out of the acceptable range of *string* to *string* for parameter *string*

Cause: The user attempted to set a task parameter using invalid data.

Action: Adjust the data value and retry the operation.

QSM-00754: task *string* does not reference a valid workload and therefore cannot be executed

Cause: The user attempted to execute a advisor task that requires a workload.

Action: Specify a workload for the task and retry the operation.

QSM-00755: a set of workload statements already exists for workload *string*

Cause: The user attempted to save workload data into an existing workload that already contains data without specifying APPEND or REPLACE.

Action: Validate the import mode retry the operation.

QSM-00756: the specified workload *string* is being used by one or more advisor tasks

Cause: The user attempted to modify or delete a workload that is currently being used by another task.

Action: Remove the workload reference from the advisor task and retry the operation.

QSM-00757: the specified workload *string* is not referenced by task *string*

Cause: The user attempted to delete invalid workload reference from the task.

Action: Validate the workload reference and retry the operation.

QSM-00758: the specified parameter *string* is not valid for workload *string*

Cause: The user attempted to access a workload parameter that does not exist for the specified workload. The parameter may be misspelled or the user selected a parameter that is not supported by the particular advisor.

Action: Validate the parameter name and retry the operation.

QSM-00759: the user *string* does not exist for the specified workload statement

Cause: The user attempted to add a new SQL statement with an invalid username.

Action: Adjust the name and retry the operation.

QSM-00760: the import mode *string* is invalid for the current operation

Cause: The user attempted to store data in the repository with an invalid import mode.

Action: Use one of the following valid values: NEW, APPEND, or REPLACE.

QSM-00761: the priority *string* is invalid for the current operation

Cause: The user attempted to store data in the repository with an invalid priority.

Action: Use one of the following valid values: 1, 2, 3.

QSM-00762: the specified Summary Advisor workload *string* does not exist

Cause: The user attempted to import an advisor workload from an invalid or non-existent Summary Advisor workload.

Action: Validate the Summary Advisor workload identifier and retry the operation.

QSM-00763: the owner *string* was not found while validating user-defined workload *string.string*

Cause: The user attempted to import an advisor workload from a user who may not access to the table.

Action: Validate the location of the user-defined workload.

QSM-00764: the column *string* was not found in the user-defined workload table *string.string*

Cause: The user attempted to import an advisor workload from a user table that does not contain the required column.

Action: Validate the user-defined workload table and retry the operation.

QSM-00765: cannot validate user-defined workload because table *string.string* is invalid.

Cause: The user attempted to import an advisor workload from a table that is not accessible.

Action: Validate the location of the user-defined workload.

QSM-00766: a SQL statement is required for the current workload operation

Cause: The user attempted to create an entry in a workload collection without specifying a SQL statement.

Action: Validate the SQL statement and retry the operation.

QSM-00767: a SQL cache is not available to user *string*

Cause: The user attempted to collect a workload from the SQL without having authorization.

Action: Validate the user account and retry the operation.

QSM-00768: the search condition is invalid for the requested operation

Cause: The user provided a invalid SEARCH argument to an Access Advisor workload operation. A search condition must be a valid SQL search condition using only the column names specified in the procedure documentation.

Action: Correct the search condition and retry the operation.

QSM-00769: the SQL statement *string* was not found for workload *string*

Cause: The user attempted to access a SQL statement that does not exist in the workload.

Action: Validate the SQL statement identifier and retry the operation.

QSM-00770: the specified workload *string* is already referenced by task *string*

Cause: The user attempted to add a workload reference to a task when the task already contains the reference.

Action: Validate the workload reference and retry the operation.

QSM-00771: the specified SQL statement cannot be stored in the workload because it has no valid table references

Cause: The user attempted to add a workload statement that contains table references that are either system-specified or user-specified invalid tables.

Action: Validate the workload statement and retry the operation.

QSM-00772: the specified SQL statement cannot be stored in the workload due to a statement error

Cause: The user attempted to add a workload statement that contains invalid SQL syntax or an invalid column reference.

Action: Validate the workload statement and retry the operation.

QSM-00773: the parameter *string* contains the invalid *string* name *string*

Cause: The task or workload parameter contains a name that is either too long or does not exist in the database.

Action: Validate the parameter value and retry the operation.

QSM-00774: there are no SQL statements to process for task *string*

Cause: While executing, the specified task found no valid SQL statements to analyze. Possible causes are: an empty workload, table filtering, or username filtering.

Action: Validate the workload and the appropriate task parameters and retry the operation.

QSM-00775: the specified SQL statement cannot be stored in the workload due to invalid table references

Cause: The user attempted to add a workload statement that contains one or more invalid identifier for the parsing user.

Action: Validate the workload statement and retry the operation.

QSM-00776: the user-defined workload *string* is missing the following column: *string*

Cause: The user attempted to import a workload from an external table; however, the table does not contain all of the required columns.

Action: Adjust the target workload table and retry the operation.

QSM-00777: the specified directive *string* is unsupported at this time

Cause: The user attempted to create a directive that is not currently supported.

Action: Check the advisor documentation for valid directives.

QSM-00778: the specified output filename *string* is invalid or cannot be accessed

Cause: The user attempted to create a report or script in a file that cannot be written or created.

Action: Adjust the file name or directory and retry the operation.

QSM-00779: the specified directive conflicts with the existing directive *string*

Cause: The user attempted to add a directive that cannot operate with an existing directive.

Action: Check the advisor documentation for valid directives.

QSM-00780: the task *string* could not be executed because the workload *string* is being modified

Cause: While attempting to execute a task, Access Advisor checks for exclusive access to all of the referenced workloads. If any cannot be reserved, then the execution fails.

Action: Wait until the referenced workloads are free for exclusive access retry the operation.

QSM-00781: the specified value *string* is invalid for parameter *string*. Valid keywords are *string*

Cause: The user attempted to set a task parameter using invalid data.

Action: Adjust the data value and retry the operation

QSM-00782: the specified value *string* is an invalid date format for parameter *string*

Cause: The user attempted to set a task parameter using invalid date formatting directives.

Action: See the Oracle documentation for valid date-formatting and retry the operation.

QSM-00783: the specified value *string* contains an invalid date for parameter *string*

Cause: The user attempted to set a task parameter using invalid date formatting.

Action: A date literal must be in the form DD/MM/YYYY HH24:MI:SS.

QSM-00784: the *string string* referenced in the list *string* is invalid for parameter *string*

Cause: The user attempted to set a task parameter using an invalid username or table specification.

Action: Validate the object name and retry the operation.

QSM-00785: the directive *string* is not supported for task *string* at this time

Cause: The user attempted to add an invalid directive to the current task.

Action: Validate the directive and retry the operation.

QSM-00786: the name *string* is invalid for directive *string*

Cause: The user attempted to add a directive that contains an empty or invalid object name.

Action: Correct the name and retry the operation.

QSM-00787: the tablespace *string* is invalid for directive *string*

Cause: The user attempted to add a directive that contains an empty or invalid tablespace name.

Action: Correct the name and retry the operation.

QSM-00788: The requested recommendation does not support direct implementation

Cause: The user attempted to use the DBMS_ADVISOR.IMPLEMENT_TASK procedure to implement a SQL Access Advisor recommendation that cannot be implemented due to its complexity.

Action: The user must generate a script and implement the recommendation outside of the SQL Access Advisor.

QSM-00789: The requested recommendation requires user editing and cannot be implemented

Cause: The user attempted to use the DBMS_ADVISOR.IMPLEMENT_TASK procedure to implement a SQL Access Advisor recommendation that cannot be implemented because it requires additional scripting information from the user.

Action: The user must generate a script and edit the results.

QSM-00790: the workload *string* cannot be modified or changed because it is being used by task *string*

Cause: The user attempted to change or delete a workload that is referenced by an active task.

Action: Remove references to a workload from any tasks that reference that workload, unless the task is in its initial task state.

QSM-00791: the specified SQL statement cannot be stored in the workload because it contains unsupported statement type

Cause: The user attempted to add a workload statement that contains an invalid statement type. Supported statement types are INSERT, DELETE, UPDATE, SELECT and MERGE.

Action: Validate the workload statement and retry the operation.

QSM-00792: the specified SQL statement cannot be stored in the workload because one or more tables have missing statistics

Cause: The user attempted to add a workload statement that contains a table without statistics. Access Advisor requires all referenced tables to have valid statistics.

Action: Validate the workload statement and retry the operation.

QSM-00793: the specified SQL Tuning Set *string* does not exist

Cause: The user specified a SQL Tuning Set that has not been defined in the SQL Tuning Set repository.

Action: Correct the SQL Tuning Set name and retry the operation.

QSM-00794: the statement can not be stored due to a violation of the *string* filter

Cause: The user attempted to manually add a workload statement that failed a filter test. Manual statements must meet the same filtering guidelines as imported statements.

Action: Adjust the attributes or the filter and retry the operation.

QSM-00795: the SQL Tuning Set repository has not been implemented

Cause: The user attempted to collect a workload from a SQL Tuning Set repository that has not yet been implemented or enabled.

Action: Validate the existence of the repository and retry the operation.

QSM-00796: the specified SQL statement cannot be stored in the workload because table *string* does not have valid statistics

Cause: The user attempted to add a workload statement that references a table with missing statistics.

Action: Gather statistics for the referenced table and retry the operation.

QSM-00797: the specified workload *string* does not exist for the current user

Cause: The user attempted to reference an Access Advisor workload using a name that does not exist in the Advisor repository.

Action: Adjust the name and retry the operation.

QSM-00798: the specified workload *string* already exists

Cause: The user attempted to create the specified workload using a name that already exists in the Advisor repository. Task names must be unique to the database user.

Action: Adjust the name and retry the operation.

QSM-00799: the user-defined workload table *string* cannot be found

Cause: The user has attempted to import a workload from an external table that does not exist or cannot be accessed.

Action: Adjust the target workload table and retry the operation.

QSM-00800: the specified workload name *string* is invalid

Cause: The user has specified an invalid workload name.

Action: Adjust the target workload name and retry the operation.

QSM-00801: the specified username *string* is invalid

Cause: The user has specified an invalid username.

Action: Adjust the target username and retry the operation.

QSM-00802: An error occurred while implementing action *string* (*string*)\n*nstring*.

Cause: While performing IMPLEMENT_TASK, a specific action operation failed.

Action: Make the necessary adjustments as specified in the secondary message and retry the operation.

QSM-00803: The STORAGE_CHANGE parameter value *string* cannot be zero or negative for partial workloads.

Cause: While performing EXECUTE_TASK, the user specified a STORAGE_CHANGE value that is incompatible with the type of workload data.

Action: Set a positive STORAGE_CHANGE value.

QSM-00804: not enough space for mandatory access structures

Cause: While performing EXECUTE_TASK, the user specified a STORAGE_CHANGE value that leaves no space for mandatory access structures, such as primary key indexes.

Action: Set a greater STORAGE_CHANGE value.

QSM-00805: the specified recommendation *string* value *string* is invalid

Cause: The user has specified an invalid value when attempting to change a recommendation attribute.

Action: Adjust the target attribute value and retry the operation.

QSM-00806: the *string* parameter value must be specified when STORAGE_MODE is set to TOTAL

Cause: While performing EXECUTE_TASK, the user specified a STORAGE_MODE of TOTAL, but failed to set the DEF_MVIEW_OWNER and DEF_INDEX_OWNER to valid owner names.

Action: Set the specified owner to a valid name

QSM-00807: the ANALYSIS_SCOPE parameter value contains an incomplete or invalid combination of options.

Cause: Though the ANALYSIS_SCOPE parameter supports several options, some combination are not supported.

Action: Enter a valid combination of options.

QSM-00808: parameter *string* only permits a single keyword. Choose one of the following: *string*

Cause: The user attempted to set a task parameter using multiple keywords.

Action: Adjust the data value and retry the operation

QSM-00809: the selected number of recommendations exceeds the maximum value of *string*

Cause: While executing GET_TASK_SCRIPT, an attempt was made to fetch a script having too many recommendations. The limit has been set in order to avoid possible performance and out-of-memory errors.

Action: Select a small set of recommendations prior to fetching the script

QSM-00999: Advisor feature is not currently implemented

Cause: The user attempted to execute an unsupported advisor operation.

Action: Verify the availability of the operation.

QSM-01001: query rewrite not enabled

Cause: When query rewrite is disabled, no query rewrite will take place.

Action: Enable query rewrite with ALTER SESSION SET QUERY_REWRITE ENABLE command.

QSM-01002: no query rewrite when OPTIMIZER_MODE is rule based

Cause: Query rewrite did not occur because the OPTIMIZER_MODE was set to RULE.

Action: Change the optimizer mode using the OPTIMIZER_MODE parameter.

QSM-01003: no query rewrite on DDL queries

Cause: If query contains any data definition operations, no query rewrite will take place.

Action: None

QSM-01004: no query rewrite before view merging

Cause: Internal session parameter _QUERY_REWRITE_2 is set to FALSE

Action: Change session parameter with ALTER SESSION command.

QSM-01005: no query rewrite when query has slave SQL

Cause: Current process is a kxfx slave

Action: None

QSM-01006: query rewrite disabled for this query block

Cause: During query rewrite, certain view query blocks cannot be rewritten.

Action: None

QSM-01007: query has NOREWRITE hint

Cause: When query contains a NOREWRITE hint, no query rewrite will take place for that query block.

Action: Remove the NOREWRITE hint from the query

QSM-01008: no query rewrite for update queries

Cause: If a query or part of it has any DML update operations, no query rewrite will take place.

Action: None

QSM-01009: query rewritten with materialized view, *string*, using text match algorithm

Cause: The query was rewritten using a materialized view, because query text matched the definition of the materialized view

Action: None

QSM-01010: table(s) in the query not found in materialized view, *string*

Cause: If the materialized view does not reference the base tables found in the query, it cannot be used for rewrite

Action: None

QSM-01011: when heuristic rewrite not set, rewrite hint required

Cause: When using a stored outline, a rewrite hint is required for query rewrite

Action: None

QSM-01012: SAMPLE clause present in FROM

Cause: If a query contains a SAMPLE clause, query rewrite will not take place

Action: None

QSM-01013: nested aggregates or CONNECT BY/START WITH clause present

Cause: If the query contains nested aggregates, CONNECT BY clause, or START WITH clause, query rewrite will not take place

Action: None

QSM-01014: top level operator in WHERE clause of the query is an OR

Cause: If the top-level operator in the WHERE clause is an OR and there is more than one table in the FROM list, then query rewrite will not take place.

Action: None

QSM-01015: GROUP BY clause has non-columns

Cause: No query rewrite, if there is no valid column in the GROUP BY clause.

Action: None

QSM-01016: Query rewrite does not support, aggregate, *string*

Cause: No query rewrite, if the query contains any DISTINCT aggregates other than COUNT, MIN or MAX.

Action: None

QSM-01017: aggregate argument cannot be converted to canonical form

Cause: Argument of each aggregate in the query needs to be convertible into a canonical form for query rewrite.

Action: None

QSM-01018: single table materialized join view rewrite not required

Cause: Materialized join view is more expensive for rewrite than using the base table

Action: None

QSM-01019: no suitable materialized view found to rewrite this query

Cause: There doesn't exist any materialized view in the dataware house that can be used to rewrite this query.

Action: Consider creating a new materialized view.

QSM-01020: materialized view, *string*, is ineligible

Cause: Materialized view is probably disabled or stale.

Action: Consider enabling the materialized view for rewrite or refreshing it.

QSM-01021: materialized view, *string*, not found in the hint list

Cause: There is a rewrite hint list specified in the query, but this materialized view is not among the hinted ones.

Action: Include this materialized view in the rewrite hint list.

QSM-01022: a more optimal materialized view than *string* was used to rewrite

Cause: Query Rewrite always chooses the most optimal materialized view based on certain parameters, such as cardinality of the materialized view, number of joins etc. The materialized view specified was found to be less optimal.

Action: To force using a materialized view, consider using a rewrite hint.

QSM-01023: materialized view, *string*, has GRANT errors

Cause: Materialized view probably has some metadata errors.

Action: Consider recreating it.

QSM-01024: materialized view, *string*, has unknown compile errors

Cause: Materialized view probably has some metadata errors.

Action: Consider recreating it.

QSM-01025: materialized view, *string*, not found

Cause: The specified materialized view is not found in the database.

Action: Check the spelling or create a new materialized view

QSM-01026: query rewrite is disabled for, *string*

Cause: Query rewrite could not use this materialized view, because query rewrite was not enabled for it.

Action: Enable query rewrite for the materialized view with ALTER MATERIALIZED VIEW "mv" ENABLE QUERY REWRITE command, where "mv" is the name of the materialized view.

QSM-01027: materialized view, *string*, is unusable

Cause: Materialized view probably has some metadata errors.

Action: Consider recreating it.

QSM-01028: materialized view, *string*, is currently being refreshed

Cause: Materialized view cannot be used for query rewrite while it is being refreshed

Action: Rerun the query, after the refresh operation is completed.

QSM-01029: materialized view, *string*, is stale in ENFORCED integrity mode

Cause: A stale materialized view cannot be used for query rewrite when the query rewrite integrity mode is set to ENFORCED.

Action: Refresh the materialized view or alter the rewrite integrity mode with ALTER SESSION QUERY_REWRITE_INTEGRITY = STALE TOLERATED command.

QSM-01030: materialized view, *string*, has PL/SQL functions in ENFORCED integrity mode

Cause: A materialized view with PL/SQL functions in its definition cannot be used for query rewrite when query rewrite integrity is set to ENFORCED.

Action: Consider running the query in STALE TOLERATED mode.

QSM-01031: materialized view, *string*, is stale in TRUSTED integrity mode

Cause: A stale materialized view cannot be used for query rewrite when the query rewrite integrity mode is set to TRUSTED.

Action: Refresh the materialized view or alter the rewrite integrity mode with ALTER SESSION QUERY_REWRITE_INTEGRITY = STALE TOLERATED command.

QSM-01032: materialized view, *string*, not found

Cause: There was no associated metadata for the materialized view.

Action: Check the spelling and re-run the query.

QSM-01033: query rewritten with materialized view, *string*

Cause: The specified materialized view was used to rewrite the given query.

Action: None

QSM-01034: materialized view, *string*, needs a dimension level to join table, *string*

Cause: One or more hierarchical relationship(s) in the table(s) could not be established.

Action: Consider adding a level in the dimension to provide the missing intra- table relationships.

QSM-01035: a row level security policy exists on this table

Cause: Any row level security policy that may exist on a base-table prevents exact text match query rewrite.

Action: None

QSM-01036: unmatched column, *string*, present in query after view merging

Cause: Clearing the columns after view merging failed due to some reasons - bug??

Action: None

QSM-01037: Query Rewrite failed to allocate the necessary query join graph

Cause: Join graph allocation and initialization failed, possibly due to one or more undetermined operand(s) in the query expression.

Action: None

QSM-01038: logical operator(s) could not be processed

Cause: One or more logical operator(s) in the query predicates could not be processed, possibly due to invalid operator(s).

Action: None

QSM-01039: selection present on right hand side of an outer join

Cause: Query cannot be rewritten if any predicate contains a selection on the right hand side of an outer join.

Action: None

QSM-01040: match between the materialized view (*string*) and query join graphs failed

Cause: Query rewrite will not take place if the joins in the query and the materialized view do not have any match.

Action: None

QSM-01041: materialized view, *string*, does not match with a measure in the query

Cause: If a measure (such as SUM, AVERAGE) in the query cannot be matched or computed from the materialized view, it will not be used for rewrite.

Action: None

QSM-01042: anchor and matching join arc check failed for *string*

Cause: If there is a lossy join in the materialized view that doesn't exist in the query, query rewrite will not take place.

Action: None

QSM-01043: join back attempted on a table to the RHS of a semi or anti join for *string*

Cause: Query Rewrite will not occur if a join back is required to a table that appears to the right hand side of a semi or anti-join.

Action: None

QSM-01044: join back attempted on a view for *string*

Cause: Query Rewrite will not occur if a join back to a table is required to find any missing columns.

Action: None

QSM-01046: complex join back on correlated columns not allowed (*string*)

Cause: Query Rewrite will not occur if a join back is required on a column that is referenced by a sub-query.

Action: None

QSM-01047: complex join back on non-MAV rewrite not allowed (*string*)

Cause: Query Rewrite can occur by means of a complex join back only during a MAV rewrite.

Action: None

QSM-01048: join back level(s) not present (*string*)

Cause: Query Rewrite requires joining back to a level of a dimension to find a missing information.

Action: Consider creating a dimension.

QSM-01049: semi-join check failed for materialized view, *string*

Cause: If there is a semi join in the query, then Query Rewrite will create (select distinct *pk-list*, *ref-col* from *mjv*) where *pk-list* is the list of rowids/pk of all *mjv* tables that don't correspond to a right side of a semi-join and *ref-col* are their columns. Query Rewrite will not occur if a join from the materialized view cannot match the semi-join from the query.

Action: None

QSM-01050: roll-up check failed for materialized view, *string*

Cause: A column in the query cannot be computed from the materialized view.

Action: Consider creating a dimension to supply the missing information

QSM-01051: no support for rollup when a window function is present on the column

Cause: No query rewrite if a window function is present on a column that requires a roll-up to compute a measure.

Action: None

QSM-01052: referential integrity constraint on table, *string*, not VALID in ENFORCED integrity mode

Cause: A join present in the materialized view requires validated primary/foreign key constraints in ENFORCED query rewrite integrity mode.

Action: Validate the constraint or change the integrity mode with ALTER SESSION SET QUERY_REWRITE_INTEGRITY = STALE_TOLERATED command.

QSM-01053: NORELY referential integrity constraint on table, *string*, in TRUSTED/STALE TOLERATED integrity mode

Cause: A join present in the materialized view requires RELY mode to be set on the primary/foreign key constraints.

Action: Set the RELY mode with ALTER TABLE *table* MODIFY CONSTRAINT *constraint* RELY command. Alternatively validate the constraint with ALTER TABLE *table* VALIDATE CONSTRAINT *constraint*.

QSM-01054: no join match between query and summary, *string*

Cause: There are no common joins between the query and the the materialized view

Action: None

QSM-01055: Query Rewrite failed to allocate the necessary materialized view join graph

Cause: Join graph allocation and initialization failed, possibly due to one or more undetermined operand(s).

Action: None

QSM-01056: no query rewrite for this DDL expression

Cause: Some SELECT statements which are part of a DDL expression may be eligible for rewrite. These include CREATE AS SELECT and CREATE OUTLINE statements. The given query expression is a DDL expression, which doesn't fall in this category.

Action: None

QSM-01057: no query rewrite for this DML expression

Cause: Current DML is being done using an updatable view, so it is not eligible for rewrite.

Action: None

QSM-01058: MV, *string*, does not have column, *string*, for a joinback

Cause: A GROUP BY column in the query is not present in the GROUP BY clause of of the materialized view. This usually requires a join back to a third table.

Action: None

QSM-01059: HAVING clause in the query block is malformed

Cause: An illegal HAVING clause has been specified in the query.

Action: Correct the query syntax and run the query again.

QSM-01060: illegal subquery in the HAVING clause

Cause: When a HAVING clause has a subquery, then any references to the tables in the outer query should only reference the tables in the GROUP BY clause.

Action: Correct error in the syntax and rerun the query.

QSM-01061: illegal query expression

Cause: An illegal query was specified. Specifically one of the following criteria was not satisfied: (a) All (non-constant, non-aggregate) SELECT expressions in the query should be made up of group expressions. (b) All column references in the HAVING clause should come from the GROUP BY expressions. (c) If there is an ORDER BY clause, then all column references should come from the GROUP BY or SELECT clause, depending on whether the query selects DISTINCT.

Action: Correct error in the syntax and rerun the query.

QSM-01062: query has one or more manual partition(s)

Cause: Query rewrite is not possible if query has any manual partitions.

Action: None

QSM-01063: query has a dictionary table or view

Cause: Query rewrite is not allowed if query references any dictionary tables/views.

Action: None

QSM-01064: query has a fixed table or view

Cause: Query rewrite is not allowed if query references any fixed tables/views

Action: None

QSM-01065: materialized view, *string*, cannot compute measure, *string*, in the query

Cause: If the materialized view cannot compute a measure in the query using the measures in its definition, then query rewrite will not occur.

Action: None

QSM-01066: materialized view, *string*, does not have the column, *string*, from query

Cause: Query rewrite will not occur, if the materialized view cannot provide all the columns that the query has

Action: None

QSM-01067: materialized view, *string*, cannot support the query measure, *string*

Cause: An attempt was made to push a grouping function through an expression specified in the query to transform a measure. Query rewrite will not occur if this measure transformation failed.

Action: None

QSM-01068: no dimensions present

Cause: An attempt was made to load a dimension from the dataware house, but there were no dimensions present.

Action: None

QSM-01069: summary join graph for, *string*, does not have table, *string*

Cause: An attempt to locate an object that is part of a join failed.

Action: None

QSM-01070: equivalence class manager was not found

Cause: An equivalence class manager is required to compute the transitive closure for the columns in an equivalence class.

Action: None

QSM-01071: query rewrite not possible because a join in materialized view % with table % has eliminated some rows found in query

Cause: All lossy joins in the materialized view must be present in the query for query rewrite to occur.

Action: None

QSM-01072: materialized view, *string*, and query have different joins between tables, *string*

Cause: Anchors, if any, in the MV and query match. But the joins between these anchors in the MV and query are different.

Action: None

QSM-01073: query rewrite not possible because materialized view, *string*, has a join not found in query

Cause: Query rewrite may not be possible if the materialized view has some joins that query does not have

Action: None

QSM-01074: query rewrite not possible because materialized view, *string*, and query have different number of joins between tables, *string*

Cause: Query rewrite may not be possible if the query has some joins that the materialized view does not have between the same pair of tables.

Action: n/a

QSM-01075: materialized view, *string*, does not support aggregate function, *string*

Cause: The specified aggregate function is not found in the materialized view.

Action: None

QSM-01076: no materialized join view was found

Cause: To support an MJV rewrite, we require a materialized join view.

Action: None

QSM-01077: materialized view, *string*, is grouping at a higher level than query

Cause: If a query column, which is not present in the materialized view, can be obtained by a rollup within the materialized view, then it should group at a higher level than the materialized view.

Action: None

QSM-01078: materialized view, *string*, is marked invalid

Cause: The materialized view's kglobsta field has KGLSINV bit set.

Action: none ??

QSM-01079: DML operation occurred on a table referenced by MV, *string*

Cause: If any dependent tables of a materialized view undergoes a DML operation, query rewrite may be restricted depending on the query rewrite integrity mode for the session. In this situation, query rewrite will take place only if the rewrite integrity mode is STALE_TOLERATED.

Action: Consider refreshing the materialized view changing the rewrite integrity mode to STALE_TOLERATED.

QSM-01080: invalid dimension, *string*

Cause: This dimension table has authorization or compilation problems.

Action: None

QSM-01081: no primary key or row id found for table, *string*, in MV, *string*

Cause: In order to obtain a missing column, the materialized view needs to join back to the above table. But it lacks the primary key or rowid for the table.

Action: None

QSM-01082: Joining materialized view, *string*, with table, *string*, not possible

Cause: A column in the query is not found in the summary. To obtain the column, a join back of materialized view to the table by means of either the primary key, foreign

key or rowid of the table is required. The specified materialized view does not have the primary key, foreign key or rowid of the table to perform the join operation.

Action: Consider building a dimension-table to provide the missing information.

QSM-01083: query text not available - possible inline view

Cause: During the query rewrite transformation, original query was possibly transformed into an inline view.

Action: None

QSM-01084: materialized view *string* has an anchor table *string* not found in query

Cause: A table in a materialized view is an anchor, (a) if it is not joined to any other table or (b) joined to other tables but each of its joins is either lossy or lossless with the above table being child-side table. If an anchor which is present in the materialized view is not found in the query, then query rewrite will not take place.

Action: None

QSM-01085: materialized view, *string*, has a lossy join between tables, *string*

Cause: There are no primary key, foreign key constraints between these tables. But query rewrite is still possible if the lossy join between the above tables also appear in the query

Action: None

QSM-01086: dimension(s) not present or not used in ENFORCED integrity mode

Cause: Query rewrite does not use dimensions in ENFORCED query rewrite integrity mode. If a suitable dimension is present, consider changing the current integrity mode to either TRUSTED or STALE_TOLERATED by using ALTER SESSION SET QUERY_REWRITE_INTEGRITY = command.

Action: None

QSM-01087: query grouping on a column that cannot be derived from materialized view, *string*

Cause: Query is grouping on undetermined columns.

Action: None

QSM-01089: an inline view in the query does not have a materialized view

Cause: General query rewrite is not possible if an inline view in the query does not have a matching materialized view in the meta data.

Action: None

QSM-01090: no query rewrite after view merging

Cause: Internal session parameter _QUERY_REWRITE_1 is set to FALSE

Action: Change session parameter with ALTER SESSION command.

QSM-01091: cost based optimizer found query rewrite is more expensive

Cause: When cost based optimizer is ON, cost of the rewritten cursor is compared to the cursor generated without query rewrite, and the cheaper one is chosen for execution.

Action: None

QSM-01092: mjv tries to rewrite a semi-join and primary key or rowid missing

Cause: Materialized join view tries to rewrite a semi-join (IN sub-query) and the primary keys or rowids of left tables of semi-joins are missing from MJV.

Action: None

QSM-01093: anti-join marker not found in materialized join view

Cause: Materialized join view has outer join while the query inner join. For rewrite to succeed MV must have an anti-join marker like the rowid or primary key of the right tables of outer join

Action: None

QSM-01094: outer-join filter not found in materialized join view

Cause: Materialized join view has outer join while the query inner join. For rewrite to succeed MV must have an anti-join marker like the rowid or primary key of the right tables of outer join

Action: None

QSM-01095: no suitable grouping_id found in MV with grouping sets

Cause: If materialized aggregate view contains grouping sets, then it also must contain the grouping_id() function. This function must contain all columns in the MV GROUP BY.

Action: None

QSM-01096: Materialized view with grouping sets contains duplicates

Cause: Materialized view with grouping sets contains duplicates and no rewrite is supported for it. For example, GROUP BY GROUPING SET ((a), (a)) is not supported for rewrite.

Action: None

QSM-01097: Materialized view with grouping sets has too long key

Cause: Materialized view with grouping sets has more than 64 different keys in its GROUP BY. No rewrite is supported then.

Action: None

QSM-01098: mv string clause more restrictive than query string clause

Cause: The materialized view contains a selection condition in the WHERE or HAVING clause that is more restrictive than the corresponding selection condition in the request query.

Action: Change the selection criteria in the request query to be at least as restrictive as the selection criteria in the materialized view, or drop and recreate the materialized view using less restrictive selection criteria.

QSM-01099: non-tolerated reference to stale portion of mv for table string

Cause: The materialized view is partially stale. It is stale with respect to one or more partitions in one or more of its detail tables. The request query references one or more such detail partitions.

Action: (1) Change the selection criteria of the request to restrict the query to only the fresh portion of the materialized view, or (2) ALTER {SYSTEM | SESSION} QUERY_REWRITE_INTEGRITY = STALE_TOLERATED or (3) refresh the materialized view.

QSM-01100: containment check failed for mv, *string*

Cause: The materialized view contains a selection condition in the WHERE or HAVING clause that is more restrictive than the corresponding selection condition in the request query.

Action: Change the selection criteria in the request query to be at least as restrictive as the selection criteria in the materialized view, or drop and recreate the materialized view using less restrictive selection criteria.

QSM-01101: rollup(s) took place on mv, *string*

Cause: If query's GROUP BY has one of the higher levels of columns found in the materialized view, then the lower level columns in the materialized view will be rolled up to compute the desired results.

Action: None

QSM-01102: materialized view, *string*, requires join back to table, *string*, on column, *string*

Cause: A column in the query does not appear in the materialized view. Query rewrite will try to obtain this column from the base table, by doing a join back to that column with the MV.

Action: None

QSM-01103: there is a remote table, *string*, referenced in the query

Cause: Query rewrite does not support query with remote tables.

Action: None

QSM-01104: query is using flashback

Cause: Query rewrite does not support flashback.

Action: None

QSM-01105: no primary key or row id in MV, *string*, is found for table, *string*

Cause: In order to obtain a missing column, the materialized view needs to join back to the above table. But it lacks the primary key or rowid for the table.

Action: None

QSM-01106: materialized view, *string*, is stale with respect to some partition(s) in the base table(s)

Cause: Query is requesting some data from the MV that are stale with respect to some partitions in the base tables due to some updates.

Action: refresh the stale partitions and rerun the query

QSM-01107: Partition Containment Tracking (PCT) rewrite is not allowed

Cause: Query rewrite is disabled for PCT through a session parameter

Action: None

QSM-01108: maximum number of disjuncts exceeded in the query *string*

Cause: Query rewrite engine cannot process the query if the number of disjuncts (OR's) in the WHERE clause exceeds the maximum allowed number. The number of disjuncts in the query and the maximum allowed disjuncts are given at the end of the message in the form of (no of disjuncts in query, maximum disjuncts allowed).

Action: None

QSM-01109: while rewriting with MV, *string*, table, *string*, migrated to query delta

Cause: There was an unmatched join on the MV, so a table involved in the join was pushed to the query delta to see if the query can be rewritten

Action: None

QSM-01110: query rewrite not possible with materialized view *string* because it contains a join between tables (*string*) that is not present in the query and that potentially eliminates rows needed by the query

Cause: All lossy joins in the materialized view must be present in the query for query rewrite to occur.

Action: None

QSM-01111: no partition key or partition marker found in MV, *string*

Cause: In order to do query rewrite with fresh partitions of an MV, the MV should have a partition key or partition marker.

Action: None

QSM-01112: WHERE clause of mv, *string*, is more restrictive than query

Cause: The materialized view contains a selection condition in the WHERE clause that is more restrictive than the corresponding selection condition in the request query.

Action: Change the selection criteria in the request query to be at least as restrictive as the selection criteria in the materialized view, or drop and recreate the materialized view using less restrictive selection criteria.

QSM-01113: HAVING clause of mv, *string*, is more restrictive than query

Cause: The materialized view contains a selection condition in the HAVING clause that is more restrictive than the corresponding selection condition in the request query.

Action: Change the selection criteria in the request query to be at least as restrictive as the selection criteria in the materialized view, or drop and recreate the materialized view using less restrictive selection criteria.

QSM-01115: rollup took place on a column with a window function

Cause: There was a rollup to aggregate the data on a column with a window function.

Action: None

QSM-01116: window function computability checks failed

Cause: The window function in the query could not be computed from the materialized view.

Action: None

QSM-01120: recursive rewrite not allowed here

Cause: This query was possibly rewritten with an equivalence which doesn't allow further rewrites.

Action: None

QSM-01121: materialized view, *string*, is TRUSTED in ENFORCED integrity mode

Cause: A stale materialized view created with USING TRUSTED CONSTRAINTS clause cannot be used when the query rewrite integrity mode is set ENFORCED.

Action: Alter materialized view such that it has the ENFORCED CONSTRAINTS ALTER MATERIALIZED VIEW *mv* REFRESH USING ENFORCED CONSTRAINTS

QSM-01123: self-join algorithm could not resolve multiple instances

Cause: The generalized self-join algorithm could not resolve the multiple instances, likely due to mismatch in joins or measures

Action: Consider using aliases in the query to match with the aliases in the materialized view

QSM-01124: set operator materialized view, *string*, doesn't have a marker column

Cause: The specified set operator materialized view does not have a marker column.

Action: Add a marker column to the specified materialized view.

QSM-01125: a more optimal set operator materialized view than *string* was used to rewrite

Cause: Query Rewrite always chooses the most optimal set operator materialized view based on parameters, such as cardinality of the set operator materialized view, number of branches that the set operator materialized view can rewrite etc. The set operator materialized view specified was found to be less optimal.

Action: To force using a set operator materialized view, consider using a rewrite hint.

QSM-01126: query rewritten with set operator materialized view, *string*

Cause: The specified set operator materialized view was used to rewrite the given query.

Action: None

QSM-01127: query rewritten with materialized view(s), *string*

Cause: The query was successfully rewritten with multiple MVs

Action: None

QSM-01128: Multi MV rewrite is disabled

Cause: When multimv query rewrite is disabled, no multimv query rewrite will take place.

Action: Enable multimv query rewrite with ALTER SESSION SET "_MULTIMV_QUERY_REWRITE_ENABLED" = true .

QSM-01129: query has NO_MULTIMV_REWRITE hint

Cause: When the query has this hint no multimv rewrite will be tried for this query

Action: Remove hint from query

QSM-01130: Multi MV rewrite not allowed if at least one query block has no MVs

Cause: When only multimv query rewrite is enabled, every query block should have at least one MV in its from clause

Action: Disable only multimv query rewrite with ALTER SESSION SET "_ONLY_MULTIMV_QUERY_REWRITE_ENABLED" = false .

QSM-01131: query has ONLY_MULTIMV_REWRITE hint

Cause: When the query has this hint no multimv rewrite will be done if the query has a query block with no MVs in the from clause

Action: Remove hint from query

QSM-01132: query has a named array type column

Cause: When the query has a column of named array type, query rewrite cannot be done

Action: None

QSM-01133: query has an ADT column

Cause: When the query has a column of ADT type, query rewrite cannot be done

Action: None

QSM-01134: query has a hidden or nested table column

Cause: When the query has a hidden or nested table column, query rewrite cannot be done

Action: None

QSM-01135: query has an LOB column

Cause: When the query has a column stored in LOB, query rewrite cannot be done

Action: None

QSM-01136: query has a nested table column

Cause: When the query has a nested table column, query rewrite cannot be done

Action: None

QSM-01137: dimension level, *string*, marked as SKIP WHEN NULL

Cause: Join back is not possible on a level marked as SKIP WHEN NULL in a dimension

Action: None

QSM-01138: Query rewrite is not allowed.

Cause: Query rewrite was not allowed during materialized view validation.

Action: None

QSM-01139: query rewrite with stale materialized view, *string*, requires join back

Cause: Query rewrite was not allowed with a stale materialized view if join back to a base table is required.

Action: None

QSM-01150: query did not rewrite

Cause: See the other messages from explain_rewrite() for explanation"

Action: None

QSM-01168: query rewrite not possible when Fine Grain Auditing is present on a base table

Cause: Query rewrite could not take place because Fine Grain Auditing (FGA) was present on a base table in the query

Action: None

QSM-01169: query rewrite not possible for a CREATE or ALTER VIEW statement

Cause: Query rewrite could not take place because the incoming query was either a CREATE or ALTER VIEW statement

Action: None

QSM-01170: no matching objects found between query and materialized view *string*

Cause: Matching objects were not found between the query and the materialized view. Materialized view may contain only editing views.

Action: None

QSM-01202: query rewrite not possible when OPTIMIZER_MODE is set to rule based

Cause: Query rewrite did not occur because the OPTIMIZER_MODE was set to RULE.

Action: Change the optimizer mode using the OPTIMIZER_MODE parameter.

QSM-01203: query rewrite not possible on DDL queries

Cause: If query contains any data definition operations, no query rewrite will take place.

Action: None

QSM-01204: query rewrite not possible before view merging

Cause: Internal session parameter _QUERY_REWRITE_2 is set to FALSE

Action: Change session parameter with ALTER SESSION command.

QSM-01205: query rewrite not possible when query has slave SQL

Cause: Current process is a kxfx slave

Action: None

QSM-01207: query rewrite not possible when query has a NOREWRITE hint

Cause: When query contains a NOREWRITE hint, no query rewrite will take place for that query block.

Action: Remove the NOREWRITE hint from the query

QSM-01208: query rewrite not possible for update queries

Cause: If a query or part of it has any DML update operations, no query rewrite will take place.

Action: None

QSM-01209: query rewritten with materialized view, *string*, using text match algorithm

Cause: The query was rewritten using a materialized view, because query text matched the definition of the materialized view

Action: None

QSM-01210: query rewrite not possible because no common table(s) found between materialized view *string* and query

Cause: If the materialized view does not reference the base tables found in the query, it cannot be used for rewrite

Action: None

QSM-01211: query rewrite not possible when stored outline does not have a rewrite hint

Cause: When using a stored outline, a rewrite hint is required for query rewrite

Action: None

QSM-01212: query rewrite not possible when SAMPLE clause is present in FROM

Cause: If a query contains a SAMPLE clause, query rewrite will not take place

Action: None

QSM-01213: query rewrite not possible when nested aggregates or CONNECT BY clause or START WITH clause or recursive WITH clause is present

Cause: If the query contains nested aggregates, CONNECT BY clause, or START WITH clause, or recursive with clause, query rewrite will not take place

Action: None

QSM-01214: query rewrite not possible if OR is the top level operator in query WHERE clause

Cause: If the top-level operator in the WHERE clause is an OR and there is more than one table in the FROM list, then query rewrite will not take place.

Action: None

QSM-01215: query rewrite not possible when query GROUP BY clause has non-columns

Cause: No query rewrite, if there is no valid column in the GROUP BY clause.

Action: None

QSM-01218: query rewrite is likely more expensive due to a single table match between materialized view and query

Cause: Materialized join view is more expensive for rewrite than using the base table

Action: None

QSM-01219: no suitable materialized view found to rewrite this query

Cause: There doesn't exist any materialized view in the database that can be used to rewrite this query.

Action: Consider creating a new materialized view.

QSM-01220: materialized view, *string*, is disabled, stale or unusable

Cause: Materialized view is probably disabled or stale.

Action: Consider enabling the materialized view for rewrite or refreshing it.

QSM-01222: materialized view *string* is less optimal than *string*

Cause: Query Rewrite always chooses the most optimal materialized view based on certain parameters, such as cardinality of the materialized view, number of joins etc. The materialized view specified was found to be less optimal.

Action: To force using a materialized view, consider using a rewrite hint.

QSM-01241: query measure cannot be derived from the materialized view *string*

Cause: If a measure (such as SUM, AVERAGE) in the query cannot be matched or computed from the materialized view, it will not be used for rewrite.

Action: None

QSM-01244: join back could not be done on a view for *string*

Cause: Query Rewrite will not occur if a join back to a table is required to find any missing columns.

Action: None

QSM-01246: join back on correlated columns not allowed (*string*)

Cause: Query Rewrite will not occur if a join back is required on a column that is referenced by a sub-query.

Action: None

QSM-01247: join back cannot be done on a materialized view that does not have an aggregate (*string*)

Cause: Query Rewrite can occur by means of a complex join back only during a MAV rewrite.

Action: None

QSM-01248: materialized view does not have the join back level(s) (*string*)

Cause: Query Rewrite requires joining back to level of a dimension to find missing information.

Action: Consider creating a dimension.

QSM-01251: query rewrite cannot perform rollup due to the presence of a window function

Cause: No query rewrite if a window function is present on a column that requires a roll-up to compute a measure.

Action: None

QSM-01256: query rewrite not possible for this DDL statement

Cause: Some SELECT statements which are part of a DDL expression may be eligible for rewrite. These include CREATE AS SELECT and CREATE OUTLINE statements. The given query expression is a DDL expression, which doesn't fall in this category.

Action: None

QSM-01257: query rewrite not possible for this DML statement

Cause: Current DML is being done using an updatable view, so it is not eligible for rewrite.

Action: None

QSM-01263: query rewrite not possible when query references a dictionary table or view

Cause: Query rewrite is not allowed if query references any dictionary tables/views.

Action: None

QSM-01271: query rewrite not possible because a join in materialized view *string* with table *string* has eliminated some rows found in query

Cause: A join from the materialized view to any table that eliminates some rows should be present in the query. Otherwise query rewrite will not occur.

Action: None

QSM-01273: query rewrite not possible because materialized view *string* has a join not found in query

Cause: Query rewrite may not be possible if the materialized view has some joins that query does not have

Action: None

QSM-01274: query rewrite not possible because materialized view *string* and query have different number of joins between tables *string*

Cause: Query rewrite may not be possible if the query has some joins that the materialized view does not have between the same pair of tables.

Action: n/a

QSM-01279: query rewrite not possible because DML operation occurred on a table referenced by materialized view *string*

Cause: If any dependent tables of a materialized view undergoes a DML operation, query rewrite may be restricted depending on the query rewrite integrity mode for the session. In this situation, query rewrite will take place only if the rewrite integrity mode is STALE_TOLERATED.

Action: Consider refreshing the materialized view changing the rewrite integrity mode to STALE_TOLERATED.

QSM-01281: query rewrite not possible because either a primary key or a row id is required to join table *string* with MV *string*

Cause: In order to obtain a missing column, the materialized view needs to join back to the above table. But it lacks the primary key or rowid for the table.

Action: None

QSM-01284: materialized view *string* has an anchor table *string* not found in query

Cause: A table in a materialized view is an anchor, (a) if it is not joined to any other table or (b) joined to other tables but each of its joins is not guaranteed to provide all the rows or joined with the above table being child-side table. If an anchor which is present in the materialized view is not found in the query, then query rewrite will not take place.

Action: None

QSM-01293: anti-join marker not found in materialized view with joins

Cause: Materialized view has outer join while the query has inner join. For rewrite to succeed MV must have an anti-join marker like the rowid or primary key of the right tables of outer join

Action: None

QSM-01295: no suitable grouping_id found in materialized view with grouping sets

Cause: If materialized view contains grouping sets, then it also must contain the grouping_id() function. This function must contain all columns in the MV GROUP BY.

Action: None

QSM-01296: query rewrite not possible because materialized view contains duplicate grouping sets

Cause: Materialized view with grouping sets contains duplicates and no rewrite is supported for it. For example, GROUP BY GROUPING SET ((a), (a)) is not supported for rewrite.

Action: None

QSM-01297: query rewrite not possible because materialized view with grouping sets has more than 176 different keys

Cause: Materialized view with grouping sets has more than 176 different keys in its GROUP BY. No rewrite is supported then.

Action: None

QSM-01298: materialized view *string* clause more restrictive than query *string* clause

Cause: The materialized view contains a selection condition in the WHERE or HAVING clause that is more restrictive than the corresponding selection condition in the request query.

Action: Change the selection criteria in the request query to be at least as restrictive as the selection criteria in the materialized view, or drop and recreate the materialized view using less restrictive selection criteria.

QSM-01299: query rewrite not possible because materialized view *string* is partially stale

Cause: The materialized view is partially stale. It is stale with respect to one or more partitions in one or more of its detail tables. The request query references one or more such detail partitions.

Action: (1) Change the selection criteria of the request to restrict the query to only the fresh portion of the materialized view, or (2) ALTER {SYSTEM|SESSION} QUERY_REWRITE_INTEGRITY = STALE_TOLERATED or (3) refresh the materialized view.

QSM-01303: query rewrite not possible because query references a remote table *string*

Cause: Query rewrite does not support query with remote tables.

Action: None

QSM-01304: query rewrite not possible because query is using flashback

Cause: Query rewrite does not support flashback.

Action: None

QSM-01307: Partition Containment Tracking (PCT) rewrite is not allowed

Cause: Query rewrite is disabled for PCT through a session parameter

Action: None

QSM-01308: number of 'OR's in query exceeded the maximum value *string*

Cause: Query rewrite engine cannot process the query if the number of disjuncts (OR's) in the WHERE clause exceeds the maximum allowed number. The number of disjuncts in the query and the maximum allowed disjuncts are given at the end of the message in the form of (no of disjuncts in query, maximum disjuncts allowed).

Action: None

QSM-01316: window function could not be computed from materialized view *string*

Cause: The window function in the query could not be computed from the materialized view.

Action: None

QSM-01321: query rewrite not possible because materialized view *string* has TRUSTED constraints in ENFORCED integrity mode

Cause: A stale materialized view created with USING TRUSTED CONSTRAINTS clause cannot be used when the query rewrite integrity mode is set ENFORCED.

Action: Alter materialized view such that it has the ENFORCED CONSTRAINTS ALTER MATERIALIZED VIEW *mv* REFRESH USING ENFORCED CONSTRAINTS

QSM-01332: query rewrite not possible because query has a named array type column

Cause: When the query has a column of named array type, query rewrite cannot be done

Action: None

QSM-01333: query rewrite not possible because query has an ADT column

Cause: When the query has a column of ADT type, query rewrite cannot be done

Action: None

QSM-01334: query rewrite not possible because query has a hidden or nested table column

Cause: When the query has a hidden or nested table column, query rewrite cannot be done

Action: None

QSM-01335: query rewrite not possible because query has an LOB column

Cause: When the query has a column stored in LOB, query rewrite cannot be done

Action: None

QSM-01336: the materialized view you specified (*string*) was not used to rewrite the query

Cause: A materialized view specified by the user in the input was not used to rewrite the query, either because query rewrite failed or another more optimal materialized view was used to rewrite.

Action: None

QSM-01339: rewrite not supported on inline view aggregate

Cause: Query has an inline view with an aggregate. Such inline views cannot be matched to any inline views in materialized views.

Action: None

QSM-01340: no inline view match found between query and materialized view(s)

Cause: Query's inline view does not have a match with any inline views in the materialized view

Action: None

QSM-01341: joins between materialized view *string* and query inline views are different

Cause: There is a mismatch between the joins in the query and materialized view inline views

Action: None

QSM-01342: query rewrite not possible because query has full outer join

Cause: When query block has a table involved in full outer join, query rewrite cannot be done

Action: None

QSM-01343: general inline view rewrite not possible on remote objects

Cause: The general inline view rewrite could not take place because the query had remote objects

Action: None

QSM-01344: general inline view rewrite not possible on this WHERE clause construct

Cause: The general inline view rewrite was not supported with this WHERE clause construct

Action: None

QSM-01345: general inline view rewrite not possible when inline view has subquery

Cause: The general inline view rewrite could not take place because there were subqueries

Action: None

QSM-01346: general inline view rewrite not possible with nested inline views

Cause: General inline view rewrite cannot take place with nested inline views

Action: None

QSM-01347: a query inline view could not be matched with any materialized view inline view

Cause: No materialized view inline views were found to match with a query inline view

Action: None

QSM-01348: an invalid predicate was found in an inline view

Cause: An inline view in the query contained an invalid WHERE clause predicate

Action: None

QSM-01349: general inline view cannot be supported on this inline view

Cause: Certain inline views are unsupported in general inline view rewrite

Action: None

QSM-01350: query rewrite cannot support this inline view

Cause: Certain inline views are unsupported in general inline view rewrite

Action: None

QSM-01351: query inline view has no matching objects with any materialized view inline views

Cause: There were no matching objects between the query inline view and materialized view inline views

Action: None

QSM-01352: SELECT lists of the query and materialized view inline views do not match

Cause: Query inline view's and materialized view inline view's SELECT list items did not match.

Action: None

QSM-01353: no query rewrite on remote objects unless integrity mode is set to stale_tolerated

Cause: Query rewrite's integrity mode should be set to stale_tolerated for query rewrite to occur on queries with remote objects

Action: Set the session parameter, QUERY_REWRITE_INTEGRITY to stale_tolerated

QSM-01354: query rewrite is disabled for remote objects

Cause: Query rewrite was disabled internally for queries referencing remote objects.

Action: None

QSM-01355: multi-mv rewrite not possible in the presence of remote objects

Cause: Multi-MV rewrite not possible for queries referencing remote objects.

Action: None

QSM-01356: query rewrite against cube-organized materialized views not possible when OLAP option is off

Cause: Query rewrite against cube-organized materialized views was not possible because the OLAP option was off.

Action: None

QSM-01357: query rewritten with a stale materialized view, *string*, by on query computation

Cause: Query is rewritten with a stale materialized view by doing on-query computation

Action: None

QSM-01509: equivalence, *string*, matched query text

Cause: The query was rewritten using an equivalence, because query text matched the source statement for this equivalence.

Action: None

QSM-01522: a more optimal equivalence than *string* was used to rewrite

Cause: Query Rewrite always chooses the most optimal equivalence based on certain parameters, such as cardinality of the equivalence, number of joins etc. The equivalence view specified was found to be less optimal.

Action: None

QSM-01526: query rewrite is disabled for equivalence, *string*

Cause: Query rewrite could not use this equivalence, because this equivalence was created as disabled.

Action: Enable this equivalence using alter_rewrite_equivalence procedure from package, dbms_advanced_rewrite.

QSM-01533: query rewritten with equivalence, *string*

Cause: The specified equivalence was used to rewrite the given query.

Action: None

QSM-01565: equivalence, *string*, cannot compute measure, *string*, in the query

Cause: If a measure in the query cannot be computed using the measures in the equivalence, then query rewrite will not occur.

Action: None

QSM-01567: equivalence, *string*, cannot support the query measure, *string*

Cause: An attempt was made to push a grouping function through an expression specified in the query to transform a measure. Query rewrite will not occur if this measure transformation failed.

Action: None

QSM-01572: equivalence, *string*, and query have different joins between tables, *string*

Cause: Anchors, if any, in the equivalence and query match. But the joins between these anchors in the equivalence and query are different.

Action: None

QSM-01582: Joining equivalence, *string*, with table, *string*, not possible

Cause: A column in the query is not found in the equivalence. To obtain the column, a join back of equivalence to the table by means of either the primary key, foreign key or rowid of the table is required. But join backs are not allowed for equivalence rewrite

Action: None

QSM-01584: equivalence, *string*, has anchor, *string*, not found in query

Cause: If an anchor which is present in the equivalence is not found in the query, then query rewrite will not take place.

Action: None

QSM-01601: rollup(s) took place on equivalence, *string*

Cause: If query's GROUP BY has one of the higher levels of columns found in the equivalence, then the lower level columns in the equivalence will be rolled up to compute the desired results.

Action: None

QSM-01602: equivalence, *string*, requires join back to table, *string*, on column, *string*

Cause: A column in the query does not appear in the equivalence. Query rewrite will try to obtain this column from the base table, by doing a join back to that column with a materialized view. But join backs are not allowed for equivalence rewrite as the required constraints are not guaranteed to be found on the tables in the destination statement of the equivalence.

Action: None

QSM-01610: a lossy join in equivalence, *string*, between tables, *string*, not found in query

Cause: All lossy joins in the equivalence must be present in the query for query rewrite to occur.

Action: None

QSM-01617: equivalence definition is disabled

Cause: There is an equivalence definition that could have been probably used by query rewrite to rewrite the query. But this equivalence is disabled.

Action: None

QSM-01618: equivalence, *string*, is enabled for text match rewrite only

Cause: This equivalence was created for text match rewrite only

Action: None

QSM-01619: equivalence cannot be used in ENFORCED integrity mode

Cause: An equivalence cannot be used for query rewrite when the query rewrite integrity mode is set to ENFORCED.

Action: None

QSM-01621: join backs to base tables not allowed with an equivalence

Cause: Query rewrite needs to do a join back to a base table column to answer this query. But join back is not allowed for an equivalence rewrite

Action: None

QSM-01709: query rewritten with equivalence, *string*, using text match algorithm

Cause: The query was rewritten using an equivalence because query text matched the definition of the equivalence

Action: None

QSM-01784: equivalence *string* has an anchor table *string* not found in query

Cause: A table in an equivalence is an anchor, if (a) it is not joined to any other table or (b) it is joined to other tables but each of its joins is not guaranteed to provide all the rows or joined with the above table being child-side table. If an anchor which is present in the equivalence is not found in the query, then query rewrite will not take place.

Action: None

QSM-01837: recursive query rewrite on equivalence, *string*, not permitted

Cause: The source and destination statements of this equivalence MV are possibly identical. A recursive rewrite on this equivalence can lead to an infinite loop and thus not permitted.

Action: None

QSM-01838: semijoin transformation not supported on equivalence

Cause: There was a semijoin transformation attempted on an equivalence rewrite. Currently this is not allowed

Action: None

QSM-02001: clustered mv container table

Cause: The capability in question is not supported on a materialized view that has a clustered container table.

Action: Recreate the materialized view using a conventional container table.

QSM-02002: DISTINCT aggregate measure in SELECT list

Cause: The capability in question is not supported when the materialized view uses the DISTINCT qualifier on an aggregate function.

Action: Remove the DISTINCT qualifier.

QSM-02003: aggregate function nested within an expression

Cause: The capability in question is not supported when the materialized view contains an aggregate function invocation nested within an outer expression.

Action: Re-phrase the expression such that the aggregate function invocation is not nested.

QSM-02004: grouping column omitted from SELECT list

Cause: The capability in question is not supported when the materialized view contains a column or expression in the GROUP BY clause that is not also present in the list of output select expressions.

Action: Include all GROUP BY expressions in the output select list.

QSM-02005: named view in FROM list

Cause: The capability in question is not supported when a named view appears in the FROM list.

Action: Remove the named view from the FROM list.

QSM-02006: subquery in FROM list

Cause: The capability in question is not supported when a subquery appears in the FROM list.

Action: Remove the subquery from the FROM list.

QSM-02007: multiple instances of the same table or view

Cause: The capability in question is not supported when the same table or view occurs more than once in the FROM list.

Action: Re-phrase the query to avoid multiple instances of the same table. For instance,

QSM-02008: non-join filter condition in WHERE or HAVING clause

Cause: The capability in question is not supported when the materialized view has a selection condition (an expression not representing a join) in the WHERE or HAVING clauses.

Action: Remove the selection filter expression.

QSM-02009: non-inner join

Cause: The capability in question is only supported with inner joins.

Action: Re-phrase the query using an inner join. Remove any outer joins.

QSM-02010: join predicate with operator other than equals (=)

Cause: The capability in question is not supported when the materialized uses a relationship operator other than equals ("=") in a join in the WHERE clause. This is known as a non-equi-join.

Action: Re-phrase the query to avoid the non-equi-join.

QSM-02011: a HAVING clause is present

Cause: The capability in question is not supported when the materialized view uses a HAVING clause.

Action: Remove the HAVING clause.

QSM-02012: a CONNECT BY clause is present

Cause: The capability in question is not supported when the materialized view uses a CONNECT BY clause.

Action: Re-phrase the query to avoid use of the CONNECT BY clause.

QSM-02013: SELECT list includes a RAW data type expression

Cause: The capability in question is not supported when the materialized view uses RAW data type in an expression.

Action: Remove the reference to the RAW expression.

QSM-02014: GROUP BY expression other than a column

Cause: The capability in question is not supported when the materialized view uses an expression other than a simple column reference in the GROUP BY clause.

Action: Re-phrase the query to use only simple column expressions in the GROUP BY clause.

QSM-02015: Index Organized Table (IOT) present in FROM list

Cause: The capability in question is not supported when the materialized view references an Index Organized Table in the FROM list.

Action: Remove the reference to the Index Organized Table.

QSM-02016: clustered table in FROM list

Cause: The capability in question is not supported when the materialized view references a clustered table in the FROM list.

Action: Remove the reference to the clustered table in the FROM list.

QSM-02017: subquery present in the HAVING clause

Cause: The capability in question is not supported when the materialized view uses a subquery in the HAVING clause.

Action: Re-phrase the query to avoid the subquery in the HAVING clause.

QSM-02018: subquery present in the WHERE clause

Cause: The capability in question is not supported when the materialized view uses a subquery in the WHERE clause.

Action: Re-phrase the query to avoid the subquery in the WHERE clause.

QSM-02019: mv references another mv in FROM clause

Cause: The capability in question is not supported when the materialized view is nested (i.e., when it references another materialized view in its FROM list).

Action: Re-phrase the query to avoid reference to the other materialized view.

QSM-02020: container column not in SELECT list with NOT NULL constraint

Cause: The capability in question is not supported when the materialized view's container table has a column that does not correspond to an output expression in the select list, and that column has a NOT NULL constraint. This situation can result in problems during refresh since any new rows inserted into the materialized view will set that column to NULL.

Action: Disable or remove the NOT NULL constraint.

QSM-02021: set operator encountered in mv

Cause: The capability in question is not supported when the materialized view uses set operators such as UNION, UNION ALL, MINUS, etc.

Action: Re-phrase the query to avoid the use of set operators.

QSM-02022: aggregate selections

Cause: The capability in question is not supported when the materialized view uses an aggregate expression in the HAVING clause.

Action: Re-phrase the query to avoid the use of an aggregate in the HAVING clause.

QSM-02023: nested cursor

Cause: The capability in question is not supported when the materialized view uses a nested cursor expression.

Action: Re-phrase the query to avoid use of a nested cursor expression.

QSM-02024: no GROUP BY clause

Cause: The capability in question is not supported when the materialized view does not use a GROUP BY clause.

Action: Re-phrase the query to use a GROUP BY clause.

QSM-02025: no aggregate functions

Cause: The capability in question is not supported when the materialized view uses no aggregate functions.

Action: Re-phrase the query to use aggregate functions.

QSM-02026: non-AND conjunction in WHERE clause

Cause: The capability in question is not supported when the materialized view uses a conjunction other than AND (such as OR) in the WHERE clause.

Action: Re-phrase the query to avoid use of the non-AND conjunction.

QSM-02027: group by ROLLUP

Cause: The capability in question is not supported when the materialized view uses the ROLLUP operator in the GROUP BY clause.

Action: Re-phrase the query to avoid use of the ROLLUP operator.

QSM-02028: group by CUBE

Cause: The capability in question is not supported when the materialized view uses the CUBE operator in the GROUP BY clause.

Action: Re-phrase the query to avoid use of the CUBE operator.

QSM-02029: PL/SQL function invocation

Cause: The capability in question is not supported when the materialized view invokes a PL/SQL function.

Action: Re-phrase the query to avoid use of PL/SQL functions.

QSM-02030: reduced precision specified for prebuilt mv

Cause: The capability in question is not supported when the materialized view is created with the WITH REDUCED PRECISION clause.

Action: DROP the materialized view and re-create it without using the WITH REDUCED PRECISION clause.

QSM-02031: materialized view cannot support any type of query rewrite

Cause: The materialized view cannot be used with query rewrite.

Action: Examine the other messages and documentation to determine the cause of the problem.

QSM-02032: no joins are present in the WHERE clause

Cause: The capability in question is not supported when the materialized view includes no join conditions in the WHERE clause.

Action: Re-phrase the query to include a join.

QSM-02033: no filter conditions are present in the WHERE clause

Cause: The capability in question is not supported when the materialized view includes no filter selection conditions in the WHERE clause.

Action: Add a filter condition.

QSM-02034: no joins are present in the HAVING clause

Cause: The capability in question is not supported when the materialized view includes no joins in the HAVING clause.

Action: Re-phrase the query to include a join.

QSM-02035: no filter conditions are present in the HAVING clause

Cause: The capability in question is not supported when the materialized view includes no filter condition in the HAVING clause.

Action: Re-phrase the query to include a join.

QSM-02036: in-list present in mv

Cause: The capability in question is not supported when the materialized view uses an IN list.

Action: Re-phrase the query to avoid the use of IN lists.

QSM-02037: cannot evaluate constant expression at compile time

Cause: The capability in question is not supported when the materialized view uses a compile-time non-constant expression in a filter condition in the WHERE or HAVING clauses. For example, WHERE X=1 uses a compile-time constant expression in a filter condition. WHERE X=MY_PLSQL_FUNCTION() uses a compile-time non-constant expression in a filter condition.

Action: Re-phrase the query to avoid the use of a compile-time non-constant expressions in filter conditions.

QSM-02038: Partition Change Tracking (PCT) is enabled

Cause: The Partition Change Tracking (PCT) capability is supported for this materialized view.

Action: No action is needed.

QSM-02039: top level mv query uses grouping sets

Cause: The capability in question is not supported when the materialized view use grouping sets.

Action: Re-phrase the query to avoid use of grouping sets.

QSM-02040: top level query contains GSets and the key is too long for rewrite

Cause: The capability in question is not supported when the materialized view uses a grouping set with too many keys.

Action: Reduce the number of grouping set keys.

QSM-02041: nested aggregate function

Cause: The capability in question is not supported when the materialized view nests an aggregate function invocation as an argument to another aggregate function.

Action: Re-phrase the query to avoid the nested aggregate function invocation.

QSM-02042: view or subquery in from list

Cause: The capability in question is not supported when the materialized view references a view or subquery in the FROM list.

Action: Re-phrase the query to avoid the use of views or subqueries in in the FROM list.

QSM-02044: ORDER BY clause in mv

Cause: The capability in question is not supported when the materialized view includes an ORDER BY clause.

Action: Remove the ORDER BY clause.

QSM-02045: START WITH clause in mv

Cause: The capability in question is not supported when the materialized view includes a START WITH clause.

Action: Re-phrase the query to avoid the use of the START WITH clause.

QSM-02047: window function in mv

Cause: The capability in question is not supported when the materialized view uses a window function.

Action: Re-phrase the query to avoid the use of window functions.

QSM-02048: outer join in mv

Cause: The capability in question is not supported when the materialized view uses an outer join.

Action: Re-phrase the query to avoid the use of outer joins.

QSM-02049: subquery using the ANY clause in mv

Cause: The capability in question is not supported when the materialized view uses the ANY clause with a subquery.

Action: Re-phrase the query to avoid the use of the ANY clause.

QSM-02050: subquery using the ALL clause in mv

Cause: The capability in question is not supported when the materialized view uses the ALL clause with a subquery.

Action: Re-phrase the query to avoid the use of the ALL clause.

QSM-02051: subquery using the NOT EXISTS clause in mv

Cause: The capability in question is not supported when the materialized view uses the NOT EXISTS with a subquery.

Action: Re-phrase the query to avoid the use of the NOT EXISTS clause.

QSM-02052: subquery using a select list in mv

Cause: The capability in question is not supported when the materialized view uses a select list.

Action: Re-phrase the query to avoid the use of a select list.

QSM-02053: collection subquery in mv

Cause: The capability in question is not supported when the materialized view uses a collection subquery.

Action: Re-phrase the query to avoid the use of collection subqueries.

QSM-02054: DISTINCT clause in select list in mv

Cause: The capability in question is not supported when the materialized view uses the DISTINCT clause in the select list.

Action: Re-phrase the query to avoid the use of the DISTINCT clause.

QSM-02055: mv references a packed object table or view

Cause: The capability in question is not supported when the materialized view references a packed object table or view.

Action: Re-phrase the query to avoid the use of the packed object tables or views.

QSM-02056: correlated variable and outer join in mv

Cause: The capability in question is not supported when the materialized view uses a correlated variable and an outer join.

Action: Re-phrase the query to avoid the use of the correlated variables or outer joins.

QSM-02057: ROWNUM referenced in mv

Cause: The capability in question is not supported when the materialized view references the ROWNUM function.

Action: Re-phrase the query to avoid the use of the ROWNUM function.

QSM-02058: set operator in mv and compatibility mode is less than 9.0

Cause: The capability in question is not supported when the materialized view uses a set operator and the compatibility mode is less than 9.0.

Action: Re-phrase the query to avoid the use of set operators or set the compatibility mode to 9.0 or greater.

QSM-02059: join may produce duplicate rows in mv

Cause: The capability in question is not supported when the materialized view contains a join condition that can result in duplicate rows in the materialized view.

Action: Re-phrase the query to avoid the occurrence of duplicate rows in the materialized view.

QSM-02061: one or more joins present in mv

Cause: The capability in question is not supported when the materialized view contains joins.

Action: Re-phrase the query to avoid the use of the joins.

QSM-02062: GROUP BY clause in mv

Cause: The capability in question is not supported when the materialized view uses the GROUP BY clause.

Action: Re-phrase the query to avoid the use of the GROUP BY clause.

QSM-02063: aggregate function in mv

Cause: The capability in question is not supported when the materialized view uses an aggregate function.

Action: Re-phrase the query to avoid the use of the aggregate functions.

QSM-02064: subquery in mv

Cause: The capability in question is not supported when the materialized view uses a subquery.

Action: Re-phrase the query to avoid the use of the subqueries.

QSM-02066: Oracle error: see RELATED_NUM and RELATED_TEXT for details

Cause: The capability in question is not supported because an attempt to create the materialized view would result in an error.

Action: Examine the associated Oracle error code in the RELATED_NUM column and the Oracle error text in the RELATED_TEXT column and address the problem.

QSM-02067: no partition key or PMARKER or join dependent expression in select list

Cause: The capability in question is not supported when the materialized view unless the select list (and group by list if a GROUP BY clause is present) includes the partition key or PMARKER function reference to the table in question or an expression join dependent on the partitioning column of the table in question.

Action: Add the partition key or a PMARKER function reference or a join dependent expression to the select list (and the GROUP BY clause, if present).

QSM-02068: relation is not a partitioned table

Cause: The capability in question is not supported when the relation in question is not a partitioned table.

Action: Change the query to reference a partitioned table.

QSM-02069: PCT not supported with multi-column partition key

Cause: The capability in question is not supported when the table in is partitioned on a multi-column key.

Action: Re-phrase the query to reference a table partitioned on a single column key.

QSM-02070: PCT not supported with this type of partitioning

Cause: The capability in question is not supported when the table in question uses certain types of partitioning.

Action: Re-phrase the query to reference a table that is uses a type of partitioning that is supported for this capability.

QSM-02071: internal error: undefined PCT failure code

Cause: An internal Oracle error has occurred.

Action: Report the problem through your normal support channels.

QSM-02072: requirements not satisfied for fast refresh of nested mv

Cause: The capability in question is not supported because one or more of the requirements for this capability have not been satisfied.

Action: Examine the relevant nested materialized view documentation in the Warehouse Guide and address the problem.

QSM-02073: non-primary key RepAPI mv is not fast refreshable

Cause: Fast refresh is supported for RepAPI materialized views only if it is also a primary key materialized view.

Action: Re-design the materialized view to be a primary key materialized view.

QSM-02074: materialized view over Heterogeneous Services link

Cause: The capability in question is not supported when the materialized view uses a heterogeneous link.

Action: Re-design the materialized view to avoid the use of the heterogeneous links.

QSM-02075: materialized view on synonym

Cause: The capability in question is not supported when the materialized view references a synonym, if the compatible parameter is earlier than 10.2.0.

Action: Re-phrase the query to avoid the use of the synonyms.

QSM-02076: sequence number in the mv log is newer than last refresh

Cause: The timestamp of the sequence number in the mv log was after the last refresh time.

Action: A complete refresh is required before the next fast refresh.

QSM-02077: mv log is newer than last full refresh

Cause: The capability in question is not supported when the relevant materialized view log was created after the creation or most recent complete refresh of the materialized view.

Action: Perform a complete refresh of the materialized view.

QSM-02078: mv log must have new values

Cause: The capability in question is not supported when the relevant materialized view log omits new values.

Action: Re-create the materialized view log using the NEW VALUES clause.

QSM-02079: mv log must have ROWID

Cause: The capability in question is not supported when the relevant materialized view log omits ROWIDs.

Action: Re-create the materialized view log using the ROWID clause.

QSM-02080: mv log must have primary key

Cause: The capability in question is not supported when the relevant materialized view log omits primary keys.

Action: Re-create the materialized view log using the PRIMARY KEY clause.

QSM-02081: mv log does not have all necessary columns

Cause: The capability in question is not supported when the relevant materialized view log omits columns referenced in the select list of the materialized view.

Action: Re-create the materialized view log and include all columns referenced in the select list.

QSM-02082: problem with mv log

Cause: The capability in question is not supported because of a problem the materialized view log in question.

Action: Examine the relevant materialized view log and fast refresh documentation in the Warehouse Guide and address the problem.

QSM-02083: mv references PL/SQL function that maintains state

Cause: The capability in question is not supported when the materialized view references a PL/SQL function that maintains state and which may not return the same value every time it is invoked against the same set of rows.

Action: Re-phrase the query to avoid such a PL/SQL function. Or modify the PL/SQL function to avoid state maintenance and change its declaration accordingly.

QSM-02084: DISTINCT clause on a duplicate sensitive aggregate function

Cause: The capability in question is not supported when the materialized view uses the DISTINCT clause in this context.

Action: Re-phrase the query to avoid the use of the DISTINCT clause.

QSM-02086: mv uses the MIN or MAX aggregate functions

Cause: The capability in question is not supported when the materialized view uses the MIN or MAX function.

Action: Re-phrase the query to avoid the use of the MIN or MAX functions.

QSM-02087: materialized view uses the approximate aggregate detail functions

Cause: The capability in question was not supported when the materialized view used the approximate aggregate detail function.

Action: Rephrase the query to avoid using the approximate aggregate detail function.

QSM-02088: mv omits at least one grouping key from the select list

Cause: The capability in question is not supported when the materialized view omits any grouping expressions from the select list.

Action: Include all GROUP BY expressions in the select list.

QSM-02090: SELECT includes an expression that is not just a column

Cause: The capability in question is not supported when the materialized view uses an expression in the select list that is not a simple column reference.

Action: Re-phrase the query to avoid the use of the expressions that are not simple column references.

QSM-02091: mv references a non-repeatable or session-sensitive expression

Cause: The capability in question is not supported when the materialized view uses an expression that may not return the same value each time it is invoked against the same set of rows or that may return different values depending on session parameters.

Action: Re-phrase the query to avoid the use of such expressions.

QSM-02092: mv references a sequence number

Cause: The capability in question is not supported when the materialized view references a sequence number.

Action: Re-phrase the query to avoid the reference to sequence numbers.

QSM-02093: mv uses an object REF clause

Cause: The capability in question is not supported when the materialized view uses an object REF clause.

Action: Re-phrase the query to avoid the use of an object REF clause.

QSM-02096: mv references a named view

Cause: The capability in question is not supported when the materialized view references a view.

Action: Re-phrase the query to avoid references to views.

QSM-02099: mv references a remote table or view in the FROM list

Cause: The capability in question is not supported when the materialized view references a remote table or view in the FROM list.

Action: Re-phrase the query to avoid references to remote tables or views.

QSM-02101: mv references a synonym in the FROM list

Cause: The capability in question is not supported when the materialized view references a synonym in the FROM list.

Action: Re-phrase the query to avoid the reference to the synonym.

QSM-02102: mv FROM list references an object in the SYS schema

Cause: The capability in question is not supported when the materialized view references an object in the SYS schema.

Action: Re-phrase the query to avoid the reference to the SYS schema.

QSM-02104: aggregate function in a filter condition in the HAVING clause

Cause: The capability in question is not supported when the materialized view references an aggregate function in a filter condition in the HAVING clause.

Action: Re-phrase the query to avoid the use of aggregates in filter conditions in the HAVING clause.

QSM-02106: mv uses a filter condition in the WHERE or HAVING clause

Cause: The capability in question is not supported when the materialized view includes a filter condition in the WHERE or HAVING clause.

Action: Re-phrase the query to avoid the use of filter conditions in the WHERE or HAVING clauses.

QSM-02112: top level query has LEFT OUTER, RIGHT OUTER or FULL OUTER join

Cause: The capability in question is not supported when the materialized view uses these types of joins.

Action: Re-phrase the query to avoid the use of these types of joins.

QSM-02113: expression in select list references multiple tables or views

Cause: The capability in question is not supported when the materialized view includes an expression in the select list that references multiple tables or views.

Action: Re-phrase the query to avoid the use of the such expressions.

QSM-02114: no GROUP BY clause, no aggregates and not >= 9.0 compatibility

Cause: The capability in question is not supported when the materialized view has no GROUP BY clause, no aggregates and compatibility mode is less than 9.0.

Action: Re-phrase the query to avoid the include a GROUP BY clause or an aggregate function. Or set compatibility mode to 9.0 or greater.

QSM-02115: mv references a remote object and is refreshed ON COMMIT

Cause: The capability in question is not supported when the materialized view references a remote object and is refreshed ON COMMIT.

Action: Re-phrase the query to avoid the reference to the remote object or alter the materialized view to be refreshed ON DEMAND.

QSM-02116: multiple master sites

Cause: The capability in question is not supported when the materialized view references multiple remote objects that reside at different remote instances.

Action: Re-phrase the query to avoid the use of multiple master sites.

QSM-02117: missing GROUPING_ID or GROUPING functions on GROUP BY column(s)

Cause: The capability in question is not supported when the materialized view uses grouping sets but omits the relevant GROUPING_ID or GROUPING functions.

Action: Re-phrase the query to include the relevant GROUPING_ID or GROUPING functions.

QSM-02118: duplicate grouping sets

Cause: The capability in question is not supported when the materialized view redundantly references grouping sets.

Action: Re-phrase the query to avoid the use of the redundant grouping sets.

QSM-02119: internal error while analyzing required supporting aggregates

Cause: An internal Oracle error has occurred.

Action: Report the problem through your normal support channels.

QSM-02120: compatibility mode must be 9.0 or higher

Cause: The capability in question is not supported when the compatibility mode is less than 9.0.

Action: Set the compatibility mode to 9.0 or higher.

QSM-02121: set operator in a context not supported for fast refresh

Cause: The capability in question is not supported when the materialized view uses a set operator in this context.

Action: Re-phrase the query to avoid the use of the set operator.

QSM-02122: compatibility mode must be 8.1 or higher

Cause: The capability in question is not supported when the compatibility mode is less than 8.1.

Action: Set the compatibility mode to 8.1 or higher.

QSM-02123: subquery and UNION mv's must be primary key mv's

Cause: The capability in question is not supported when the materialized view is not a primary key materialized view and uses subqueries or the union operator in this context.

Action: Re-create the materialized view as a primary key materialized view.

QSM-02124: object type in WHERE clause

Cause: The capability in question is not supported when the materialized view references an object type in the WHERE clause.

Action: Re-phrase the query to avoid the reference to the object type.

QSM-02125: subquery join conditions don't meet requirements for capability

Cause: The capability in question is not supported when the materialized view uses a subquery in a join in this way.

Action: Examine the relevant replication documentation concerning subquery materialized views and address the problem.

QSM-02126: no rowid at master site

Cause: The capability in question is not supported when the materialized view references a remote site that does not support rowids.

Action: Re-phrase the query to avoid the reference to the remote site.

QSM-02127: not supported for this type mv by Oracle version at master site

Cause: The capability in question is not supported when the materialized view uses certain constructs and references an older version, remote Oracle instance.

Action: Re-phrase the query to avoid the use of the construct or upgrade the remote Oracle instance.

QSM-02128: does not meet the requirements of a primary key mv

Cause: The capability in question is not supported when the materialized view fails to meet the requirements of a primary key materialized view.

Action: Examine the relevant primary key materialized view replication documentation and address the problem.

QSM-02129: join or filter condition(s) are complex

Cause: The capability in question is not supported when the materialized view uses a complex join or filter condition.

Action: Re-phrase the query to simplify the join or filter condition.

QSM-02130: expression not supported for fast refresh

Cause: The capability in question is not supported when the materialized view references certain, complex expressions.

Action: Re-phrase the query to simplify the expression.

QSM-02131: agg(expr) requires correspondng SUM(expr) function

Cause: The capability in question is not supported when the materialized view uses certain aggregate functions but omits an invocation of the SUM function on the same argument.

Action: Add the SUM function to the select list.

QSM-02132: agg(expr) requires correspondng COUNT(expr) function

Cause: The capability in question is not supported when the materialized view uses certain aggregate functions but omits an invocation of the COUNT function on the same argument.

Action: Add the COUNT function to the select list.

QSM-02133: agg(expr) requires correspondng MIN(expr) function

Cause: The capability in question is not supported when the materialized view uses certain aggregate functions but omits an invocation of the MIN function on the same argument.

Action: Add the MIN function to the select list.

QSM-02134: agg(expr) requires correspondng MAX(expr) function

Cause: The capability in question is not supported when the materialized view uses certain aggregate functions but omits an invocation of the MAX function on the same argument.

Action: Add the MAX function to the select list.

QSM-02135: agg(expr) requires correspondng AVG(expr) function

Cause: The capability in question is not supported when the materialized view uses certain aggregate functions but omits an invocation of the AVG function on the same argument.

Action: Add the AVG function to the select list.

QSM-02136: agg(expr) requires correspondng VARIANCE(expr) function

Cause: The capability in question is not supported when the materialized view uses certain aggregate functions but omits an invocation of the VARIANCE function on the same argument.

Action: Add the VARIANCE function to the select list.

QSM-02137: agg(expr) requires correspondng STDDEV(expr) function

Cause: The capability in question is not supported when the materialized view uses certain aggregate functions but omits an invocation of the STDDEV function on the same argument.

Action: Add the STDDEV function to the select list.

QSM-02138: agg(expr) requires correspondng agg(expr*expr) function

Cause: The capability in question is not supported when the materialized view uses certain aggregate functions but omits an invocation of that same aggregate function on the square of the same argument.

Action: Add an invocation of the same aggregate function on the square of the same argument (that is, the argument multiplied by itself).

QSM-02139: agg(expr) requires correspondng agg(expr+expr) function

Cause: The capability in question is not supported when the materialized view uses certain aggregate functions but omits an invocation of that same aggregate function on the same argument added to the same argument.

Action: Add the indicated aggregate function to the select list.

QSM-02140: agg(expr) requires correspondng SUM(expr*expr) function

Cause: The capability in question is not supported when the materialized view uses certain aggregate functions but omits an invocation of the SUM function on the square of the same argument (the argument multiplied by itself).

Action: Add the SUM function on the square of the argument.

QSM-02141: the reason why the capability is disabled has escaped analysis

Cause: The EXPLAIN_MV analysis engine has failed to capture the reason why the given capability is not possible.

Action: Report the problem through your normal problem reporting channels.

QSM-02142: COUNT(*) is not present in the select list

Cause: The materialized view query omits COUNT(*) from the select list.

Action: Add COUNT(*) to the select list.

QSM-02143: SUM(expr) without COUNT(expr)

Cause: SUM(expr) occurs in the select list without a corresponding COUNT(expr).

Action: Add COUNT(expr) to the select list.

QSM-02144: aggregate functions are present without a GROUP BY clause

Cause: One or more aggregate functions are present in the select list but a GROUP BY clause is not used.

Action: Add a GROUP BY clause.

QSM-02145: GROUP BY clause is present but no aggregate functions are used

Cause: A GROUP BY clause is used but no aggregate functions are present in the select list.

Action: Add an aggregate function to the select list.

QSM-02146: see the reason why REFRESH_FAST_AFTER_INSERT is disabled

Cause: REFRESH_FAST_AFTER_ONETAB_DML is disabled for the same reason that REFRESH_FAST_AFTER_INSERT is disabled.

Action: Correct the problem with REFRESH_FAST_AFTER_INSERT.

QSM-02147: default date format is sensitive to session settings

Cause: You have specified a date conversion operation using either the default format or an incomplete format. The default date format or an incomplete format is sensitive to session settings, and therefore may not be reproducible across different environments.

Action: Specify a complete date format string.

QSM-02148: many to many subquery joins require 9.0 compatibility or higher

Cause: You have specified a many to many join in your materialized view while running in less than 9.0 compatibility mode.

Action: Set your compatibility mode to 9.0 or higher or restructure the materialized view query.

QSM-02149: ON COMMIT with this MV requires 9.0 compatibility or higher

Cause: You have specified a materialized view that uses some combination of the following: joins aggregation filter conditions in the WHERE clause a remote relation in the FROM list a SUM(x) function without a corresponding COUNT(x) function an omitted COUNT(*) aggregate function a MIN() or MAX() aggregate function in combination with the REFRESH ON COMMIT option while running in less than 9.0 compatibility mode.

Action: Set your compatibility mode to 9.0 or higher or restructure the materialized view query.

QSM-02150: select lists must be identical across the UNION operator

Cause: You have specified a materialized view using the UNION operator and the respective queries on each side of the UNION operator do not have the same select list. The RELATED_NAME column shows the alias of the first different select list item. The RELATED_NUM column shows the offset from the SELECT keyword to the start of this select list item.

Action: Restructure the materialized view query such that the respective sides of the UNION operator have identical select lists.

QSM-02151: subquery or named view in FROM list and < 9.0 compatibility

Cause: You have specified a materialized view that references a subquery or named view in its top level FROM list while running in less than 9.0 compatibility mode.

Action: Set compatibility mode to 9.0 or higher or restructure the materialized view query.

QSM-02152: subquery or named view in FROM list even after view merging

Cause: You have specified a materialized view that references a subquery or named view in its top level FROM list that could not be merged during the view merging process.

Action: Restructure the materialized view query.

QSM-02153: inline view or subquery in FROM list not supported for this type MV

Cause: You have specified a materialized view that references an inline view or a subquery. The indicated capability is not supported for this type of materialized view.

Action: Restructure the materialized view query.

QSM-02154: MV is not fast refreshable even with view merging

Cause: You have a materialized view with view in the FROM clause, however it does not meet the criteria for fast refresh after view merging.

Action: Restructure the materialized view query to remove the offending view or the complex construct in the view.

QSM-02161: see the reason why REFRESH_FAST_AFTER_ONETAB_DML is disabled

Cause: REFRESH_FAST_AFTER_ANY_DML is disabled for the same reason that REFRESH_FAST_AFTER_ONETAB_DML is disabled.

Action: Correct the problem with REFRESH_FAST_AFTER_ONETAB_DML.

QSM-02162: the detail table does not have a materialized view log

Cause: The fast refresh cannot be performed because the master table does not contain a materialized view log.

Action: Use the CREATE MATERIALIZED VIEW LOG command to create a materialized view log on the master table.

QSM-02163: cannot use object id columns from materialized view log

Cause: The materialized view log either does not have object id columns logged, or the timestamp associated with the object id columns is more recent than the last refresh time.

Action: A complete refresh is required before the next fast refresh. Add object id columns to the materialized view log, if required.

QSM-02169: the materialized view contains partition extended table name

Cause: Fast refresh of materialized aggregate views and/or materialized join views are not supported if they were defined using partition extended table names.

Action: Create the fast refreshable materialized view without using partition extended table names or create the materialized view as a complete refresh materialized view.

QSM-02170: tables must be identical across the UNION operator

Cause: You have specified a materialized view using the UNION operator and the tables on each side of the UNION operator do not match. Fast refresh is not supported in this context.

Action: Restructure the materialized view query such that the respective sides of the UNION operator have the same table.

QSM-02171: the materialized view has a join operation in the outer UNION block

Cause: Fast refresh is not supported if a materialized view having the UNION operator contains a join operation.

Action: Rewrite the materialized view query without the join.

QSM-02173: the unique constraints does not exist on the join columns of the inner table

Cause: If there are outer joins, unique constraints must exist on the join columns of the inner table. Otherwise, the materialized view can not be fast refreshable.

Action: n/a

QSM-02174: the materialized view does not have a UNION ALL marker column

Cause: For a materialized view with UNION ALL to be fast refreshable, it must have a UNION ALL marker column. This is a constant column, at the same ordinal position in each query block and must have distinct values in each query block.

Action: Add a UNION ALL marker column to each query block in the UNION ALL query defining the materialized view.

QSM-02175: some query block in UNION ALL MV is not fast refreshable

Cause: For a materialized view with UNION ALL to be fast refreshable, each query block must conform to a fast refreshable materialized join view or materialized aggregate view.

Action: Check each query block in the UNION ALL to ensure it is either a materialized view with joins or aggregates.

QSM-02176: MV with UNION ALL in a view is too complex

Cause: If a materialized view has a view whose definition involves a UNION ALL query, then the materialized view's defining query cannot have any clauses other than SELECT or FROM. Other clauses such as WHERE, HAVING, CONNECT BY, or GROUP BY are not allowed. Further more, the FROM clause should have only one item.

Action: Remove any clauses besides SELECT and FROM from the materialized view's defining query.

QSM-02177: MV with UNION ALL in a view must match the view's SELECT list

Cause: If a materialized view has a view whose definition involves a UNION ALL query, then the materialized view's select list must match the underlying view's select list exactly. It must not have any expressions and must not have add/drop/reorder columns from the underlying view.

Action: Use select * when defining a materialized view with a UNION ALL in a view.

QSM-02178: MV has a view with UNION ALL that is not fast refreshable

Cause: The materialized view has a view whose definition involves a UNION ALL query that does not satisfy the requirements for fast refresh.

Action: Check that the defining query of the view being referenced in the materialized view satisfies conditions for fast refresh of a UNION ALL materialized view.

QSM-02179: MV with UNION ALL requires compatibility >= 9.2

Cause: The setting of the COMPATIBLE initialization parameter is less than 9.2.0.

Action: Set COMPATIBLE to 9.2.0 or higher.

QSM-02180: no primary key constraint in the master table

Cause: The explain_mvview assumes that the materialized view is going to be created as the Primary Key materialized view. A Primary Key materialized view can not be created if the base table does not have a primary key constraint.

Action: Add a primary key constraint to the base table, or create the materialized view as Rowid MV by specifying the WITH ROWID option. If the materialized view is a Rowid MV, then it should be able to do complete refresh and even fast refresh, given that the materialized view log on the master table has a rowid.

QSM-02181: a SPREADSHEET clause is present

Cause: The capability in question is not supported when the materialized view uses a SPREADSHEET clause.

Action: Remove the SPREADSHEET clause.

QSM-02182: PCT is enabled through a join dependency

Cause: The capability in question is not supported when the materialized view does not contain some expression join dependent on the partitioning key of relation in question in the select list. For definition of join dependency, please look at Oracle documentation.

Action: Change the query to contain the partitioning key

QSM-02183: Expression to enable PCT not in PARTITION BY of analytic function or SPREADSHEET

Cause: The capability in question is not supported when the expression is not in the PARTITION BY clause

Action: Change the query so that the expression is in the PARTITION BY

QSM-02184: Expression to enable PCT cannot be rolled up

Cause: The capability in question is not supported when the expression is rolled up

Action: Change the query so that the expression is not rolled up

QSM-02185: no partition key or PMARKER in select list

Cause: The capability in question is not supported when the materialized view unless the select list (and group by list if a GROUP BY clause is present) includes either the partition key of or a PMARKER function reference to the table in question.

Action: Add the partition key or a PMARKER function reference to the select list (and the GROUP BY clause, if present).

QSM-02186: PARTITIONED OUTER JOIN is present

Cause: The capability in question is not supported when the materialized view has PARTITIONED OUTER JOIN.

Action: Remove PARTITIONED OUTER JOIN.

QSM-02187: materialized view on external table

Cause: The capability in question is not supported when the materialized view references an external table.

Action: Re-phrase the query to avoid the use of the external tables.

QSM-02188: named view in FROM list not supported for this type MV

Cause: You have specified a materialized view that references a named view. The indicated capability is not supported for this type of materialized view.

Action: Restructure the materialized view query.

QSM-02189: materialized view definition changes

Cause: The definition of the materialized view has changed. Usually redefining the synonym or table in the definition can cause this. The materialized view can not be fast refreshed.

Action: Complete refresh or recreate the materialized view.

QSM-02190: SQL PIVOT or UNPIVOT is present

Cause: The capability in question is not supported when the materialized view has sql PIVOT or UNPIVOT operation.

Action: Remove sql PIVOT or UNPIVOT.

QSM-02191: types of MV logs are not compatible

Cause: The capability in question is not supported when the materialized view is defined on detail tables which do not have a compatible type of materialized view logs, either all timestamp based or commit SCN based.

Action: Complete refresh or recreate materialized view logs.

QSM-02192: commit SCN based MV log is not in consistent state

Cause: The capability in question is not supported when the relevant materialized view log is not in consistent state due to the failure when populating the mapping table of SYS.SNAP_XCMT\$.

Action: Perform a complete refresh of the materialized view.

QSM-02193: unsupported MV on commit SCN based MV logs

Cause: The capability in question is not supported when the relevant materialized view is not supported to be defined on detail tables which have commit SCN based MV logs.

Action: None

QSM-02194: CASE expressions present in materialized view

Cause: The capability in question is not supported when the materialized view contain CASE expressions.

Action: Re-phrase the query to avoid the use of CASE expressions.

QSM-02195: PCT FAST REFRESH is not possible if query contains a named view

Cause: The capability in question was not supported because the materialized view query contained a named view.

Action: Rephrase the query to avoid the use of named views.

QSM-02196: PCT FAST REFRESH is not possible if query contains an inline view

Cause: The capability in question was not supported because the materialized view query contained an inline view.

Action: Rephrase the query to avoid the use of an inline view.

QSM-02197: PCT FAST REFRESH is not possible if query contains a remote table

Cause: The capability in question was not supported because the materialized view query contained a remote table.

Action: Rephrase the query to avoid the use of a remote table.

QSM-02198: PCT FAST REFRESH is not possible if HAVING clause includes a subquery

Cause: The capability in question was not supported because the materialized view query HAVING clause included a subquery.

Action: Rephrase the query to avoid the use of a subquery in the HAVING clause.

QSM-02199: PCT FAST REFRESH is not possible if WHERE clause includes a subquery

Cause: The capability in question was not supported because the materialized view query WHERE clause included a subquery.

Action: Rephrase the query to avoid the use of a subquery in the WHERE clause.

QSM-02200: PCT FAST REFRESH is not possible if query contains LEFT OUTER, RIGHT OUTER or FULL OUTER JOIN

Cause: The capability in question was not supported because the materialized view query contained LEFT OUTER, RIGHT OUTER or FULL OUTER JOIN.

Action: Rephrase the query to avoid the use of LEFT OUTER, RIGHT OUTER or FULL OUTER JOIN.

QSM-02201: PCT FAST REFRESH is not possible if there is a self join or self cartesian product in query

Cause: The capability in question was not supported because the materialized view query contained self join or self cartesian product in the query.

Action: Rephrase the query to avoid the use of self joins or self cartesian product in the query.

QSM-02202: PCT FAST REFRESH is not possible if query has ORDER BY clause

Cause: The capability in question was not supported because the materialized view query contained an ORDER BY clause.

Action: Rephrase the query to avoid the use of the ORDER BY clause.

QSM-02203: PCT FAST REFRESH is not possible if query has set operand query blocks

Cause: The capability in question was not supported because the materialized view query contained set operand query blocks.

Action: Rephrase the query to avoid the use of set operand query blocks.

QSM-02204: PCT FAST REFRESH is not possible if query has an inner query

Cause: The capability in question was not supported because the materialized view query contained an inner query.

Action: Rephrase the query to avoid the use of the inner query.

QSM-02205: PCT FAST REFRESH is not possible if there is a subquery inside select-list

Cause: The capability in question was not supported because the materialized view query contained a subquery inside a select-list.

Action: Rephrase the query to avoid the use of a subquery inside a select-list.

QSM-02206: PCT FAST REFRESH is not possible because this query join may produce extra duplicate rows

Cause: The capability in question was not supported because the materialized view contained a join condition that can result in duplicate rows in the materialized view.

Action: Rephrase the query to avoid the occurrence of duplicate rows in the materialized view.

QSM-02207: PCT FAST REFRESH is not possible for complex queries

Cause: The capability in question was not supported because the materialized view query was too complex.

Action: No action is necessary.

QSM-02208: subquery using the NOT IN clause in materialized view

Cause: The capability in question was not supported when the materialized view uses NOT IN with a subquery.

Action: Rephrase the query to avoid the use of the NOT IN clause.

QSM-02209: a MATCH_RECOGNIZE clause is present

Cause: The capability in question was not supported when the materialized view used a MATCH_RECOGNIZE clause.

Action: Remove the MATCH_RECOGNIZE clause.

QSM-03112: Invalid CREATE MATERIALIZED VIEW statement\ *nstring*

Cause: The CREATE MATERIALIZED VIEW statement that was passed into the procedure was not a valid one.

Action: Check the reason(s) following the error or the statement and retry the operation.

QSM-03113: Cannot tune the MATERIALIZED VIEW statement\ *nstring*

Cause: The MATERIALIZED VIEW statement could not be tuned.

Action: Check the reason(s) following the error or the statement and retry the operation.

QSM-03114: Cannot tune FOR UPDATE materialized view

Cause: The materialized view was created with the FOR UPDATE option.

Action: Rephrase the statement to avoid the use of the FOR UPDATE option.

QSM-03115: Cannot tune materialized view ON PREBUILT table

Cause: The materialized view was created on a prebuilt table.

Action: Rephrase the statement to avoid the use of the ON PREBUILT option.

QSM-03116: The materialized view is already optimal and cannot be tuned any further

Cause: The materialized view has the capabilities that are specified in the statement.

Action: None

QSM-03117: Cannot tune the materialized view to be fast refreshable

Cause: The materialized view could not be tuned or decomposed to be fast refreshable.

Action: Run the `dbms_mview.explain_mvview` to find out the reason.

QSM-03118: Cannot tune the materialized view for general rewrite

Cause: The materialized view could not be tuned for supporting general rewrite.

Action: Run the `dbms_mview.explain_mvview` to find out the reason.

QSM-03119: The WHERE/HAVING clause is too complex for general query rewrite

Cause: The WHERE/HAVING was too complex for general rewrite.

Action: Try to simplify the WHERE/HAVING clause in the materialized view defining query.

QSM-03120: Cannot create materialized view log on encrypted columns

Cause: There were encrypted columns in materialized view defining query.

Action: Try to remove the encrypted columns in the materialized view defining query.

QSM-03201: The table *string.string* is classified as a fact table.

Cause: This table has met the criteria of a fact table for the purposes of synchronous refresh.

Action: None. This is an informational message.

QSM-03202: The table *string.string* is classified as a dimension table.

Cause: This table has met the criteria of a dimension table for the purposes of synchronous refresh.

Action: None. This is an informational message.

QSM-03203: The table *string.string* is classified as neither a fact nor a dimension table.

Cause: This table has not met the necessary criteria of a fact table or a dimension table for the purposes of synchronous refresh. Synchronous refresh requires that the defining query of a materialized view conform to either the star or snowflake schema. A table can be either a fact or dimension table.

Action: Check the joins of the query to ensure they conform to the requirements.

QSM-03204: The materialized view passes the join graph eligibility check for synchronous refresh.

Cause: The defining query of the materialized view (MV) conformed to the star or snowflake schema and, therefore, was eligible for synchronous refresh.

Action: None. This is an informational message.

QSM-03205: The materialized view fails the join graph eligibility check for synchronous refresh.

Cause: The defining query of the materialized view (MV) did not conform to the star or snowflake schema and, therefore, was not eligible for synchronous refresh.

Action: Check the joins of the query to ensure they conform to the requirements.

QSM-03206: The fact table is partitioned by *string* and its partition key is *string*.

Cause: The fact table had the indicated partitioning method and key.

Action: None. This is an informational message.

QSM-03207: The materialized view is partitioned by *string* and its partition key is *string*.

Cause: The materialized view (MV) had the indicated partitioning method and key.

Action: None. This is an informational message.

QSM-03208: The partition key of the fact table functionally determines the partition key of the materialized view.

Cause: The analysis by synchronous refresh indicated that the partition key of the fact table functionally determined the partition key of the materialized view (MV), which is a requirement for synchronous refresh eligibility.

Action: None. This is an informational message.

QSM-03209: The materialized view passes the partition key dependency eligibility check for synchronous refresh.

Cause: The analysis by synchronous refresh indicated that the materialized view (MV) passed the partition key dependency eligibility check.

Action: None. This is an informational message.

QSM-03210: The materialized view does not pass the partition key functional dependency check and is not eligible for synchronous refresh.

Cause: The analysis by synchronous refresh indicated that the materialized view (MV) did not pass the partition key dependency eligibility check.

Action: Check the partition keys of both the fact table and materialized view and check the joins of the materialized view to ensure the functional dependency check passes.

QSM-03211: The partition key of the MV can be rolled up from the partition key of the fact table by a join between the fact table and the dimension table *string*.

Cause: The analysis by synchronous refresh indicated there was a rollup relationship between the partition keys of the fact table and the materialized view (MV).

Action: None. This is an informational message.

QSM-03212: The partition key of the MV corresponds to *string* column of the fact table and not to the partition key of the fact table.

Cause: The analysis by synchronous refresh indicated that the the partition key of the materialized view (MV) was related to a column of the fact table and not to the partition key of the fact table.

Action: Check the partition keys of both the fact table and materialized view and check the joins of the materialized view to ensure the functional dependency check passes.

QSM-03213: The partition key of the MV corresponds to the partition key of the fact table.

Cause: The analysis by synchronous refresh indicated that the partition key of the materialized view (MV) is the same as the partition key of the fact table.

Action: None. This is an informational message.

QSM-03214: The partition key of the MV is derived from table *string* whereas the partition key of the fact table is related by a join to dimension table *string*.

Cause: The analysis by synchronous refresh indicated that the partition key of the materialized view (MV) was related to a column of a dimension table that was not the dimension table to which the partition key of the fact table was joined.

Action: Check the partition keys of both the fact table and materialized view and check the joins of the materialized view to ensure the functional dependency check passes.

QSM-03215: The partition key of the MV is not a column related to the partition key of the fact table.

Cause: The analysis by synchronous refresh indicated that the partition key of the materialized view (MV) was not a column related to the partition key of the fact table.

Action: Check the partition keys of both the fact table and materialized view and check the joins of the materialized view to ensure the functional dependency check passes.

QSM-03216: The partition key of the MV is related to the partition key of the fact table by a join between the fact table and the dimension table *string*.

Cause: The analysis by synchronous refresh indicated that the partition key of the materialized view (MV) was related to the partition key of the fact table by a join.

Action: None. This is an informational message.

QSM-03217: The table *string.string* is classified as both a fact and a dimension table.

Cause: This table has met the necessary criteria of both a fact table and a dimension table for the purposes of synchronous refresh. Synchronous refresh requires that the defining query of a materialized view conform to either the star or snowflake schema. A table can be either a fact or dimension table.

Action: Check the joins of the query to ensure they conform to the requirements.

QSM-03218: More than one table is classified as a fact table.

Cause: More than one of the base tables of the materialized view was classified as a fact table for the purposes of synchronous refresh, which requires exactly one fact table. Synchronous refresh requires that the defining query of a materialized view conform to either the star or snowflake schema. A table can be either a fact or dimension table. However, only one (and exactly one) can be fact table and the rest must be dimension tables.

Action: Check the joins of the query to ensure they conform to the requirements.

QSM-03219: The materialized view is not partitioned and therefore is not eligible for synchronous refresh.

Cause: The materialized view was not partitioned and therefore was not eligible for synchronous refresh.

Action: Partition the materialized view so that it is eligible for synchronous refresh.

QSM-03220: The partition key of the MV belongs to a table other than the fact table.

Cause: The analysis by synchronous refresh indicated that the partition key of the materialized view (MV) was related to a table other than the fact table.

Action: Check the partition keys of both the fact table and materialized view and the check the joins of the materialized view to ensure the functional dependency check passes.

QSM-03221: The partition key of the fact table does not appear in the joins of the MV.

Cause: The analysis by synchronous refresh indicated that the partition key of the fact table did not appear in the joins of the materialized view (MV).

Action: Check the partition keys of both the fact table and materialized view and the joins.

QSM-03222: The partition key of the fact table could not be related to the partition key of the MV.

Cause: The analysis by synchronous refresh indicated that the partition key of the fact table cannot be related to the partition key of the materialized view (MV).

Action: Check the partition keys of both the fact table and materialized view and the joins.

QSM-03223: The partition method used in the table or MV is not supported by MV synchronous refresh.

Cause: An attempt was made to do synchronous refresh on a table or materialized view (MV) that used an unsupported partition method.

Action: Check the partition method used in the table or MV definition to make sure it is either range, range-range, range-list, or range-hash partition.

QSM-03224: rows being deleted or updated not in the base table

Cause: The staging log rows to be updated or deleted were not in the base table.

Action: Change the staging log key in the staging log table.

QSM-03225: rows being inserted in the base table

Cause: The staging log rows to be inserted were in the base table.

Action: Change the staging log key in the staging log table.

QSM-03226: Rows being updated had exactly the same old and new values on all columns.

Cause: The staging log rows to be updated had exactly the same old and new values on all columns.

Action: Change some of the column values of the rows being updated or delete the problematic rows from the staging log.

QSM-03227: The USING TRUSTED CONSTRAINTS clause is not specified in the materialized view definition.

Cause: The USING TRUSTED CONSTRAINTS clause was not specified in the materialized view (MV) definition. Therefore, the MV was not eligible for synchronous refresh.

Action: Alter the materialized view to use trusted constraints.

QSM-03228: The refresh option specified in the materialized view definition is not supported.

Cause: The refresh option specified in the materialized view (MV) definition was not supported for synchronous refresh. The only refresh option supported for synchronous refresh is REFRESH FORCE.

Action: Alter the materialized view refresh option to REFRESH FORCE.

QSM-03229: The ON COMMIT refresh option is not supported.

Cause: The ON COMMIT refresh option specified in the materialized view definition was not supported for synchronous refresh. The only refresh option supported for synchronous refresh is ON DEMAND.

Action: Alter the materialized view refresh option to ON DEMAND.

QSM-03230: The materialized view is in an invalid state or not fresh.

Cause: The materialized view was in an invalid state or not fresh. Synchronous refresh requires the materialized view (MV) to be in a valid and fresh state when it is registered or prepared.

Action: Recompile the MV and refresh it to ensure it is valid and fresh.

QSM-03231: ROWID is not allowed in the materialized view registered for synchronous refresh.

Cause: ROWID was used in the defining query of the materialized view.

Action: Remove the ROWID column from the defining query of the materialized view.

QSM-03232: RAW data type is not allowed in the materialized view registered for synchronous refresh.

Cause: RAW data type was used in the defining query of the materialized view.

Action: Remove the RAW data type column from the defining query of the materialized view.

QSM-03233: MIN or MAX is not allowed in the materialized view registered for synchronous refresh.

Cause: MIN or MAX was used in the defining query of the materialized view.

Action: Remove the MIN or MAX expression from the defining query of the materialized view.

QSM-03234: Set operator is not allowed in the materialized view registered for synchronous refresh.

Cause: The set operator was used in the defining query of the materialized view.

Action: Remove the set operator from the defining query of the materialized view.

QSM-03235: OUTER JOIN is not allowed in the materialized view registered for synchronous refresh.

Cause: OUTER JOIN was used in the defining query of the materialized view.

Action: Remove OUTER JOIN from the defining query of the materialized view.

QSM-03236: Subquery is not allowed in the materialized view registered for synchronous refresh.

Cause: A subquery was used in the defining query of the materialized view.

Action: Remove the subquery from the defining query of the materialized view.

QSM-03237: Trigger is not allowed in the base table *string.string* for synchronous refresh.

Cause: A trigger was used in the base table for synchronous refresh.

Action: Remove the trigger from the base table.

QSM-03238: The materialized view was not defined on the base table *string.string* for synchronous refresh.

Cause: There was no materialized view defined on the base table.

Action: Change the base table name.

QSM-03239: Group by CUBE, ROLLUP, or grouping-sets was not allowed in the materialized view registered for synchronous refresh.

Cause: A group by CUBE, ROLLUP, or grouping-sets was used in the defining query of the materialized view.

Action: Remove the group by CUBE, ROLLUP, or grouping-sets from the defining query of the materialized view.

QSM-03240: The object *string.string* used in a materialized view definition was not a table.

Cause: An object was used in the defining query of the materialized view, which was not a table type.

Action: Remove the object from the defining query of the materialized view.

QSM-03241: Currently there is no active operation on the specified synchronous refresh group.

Cause: Either EXECUTE_REFRESH or ABORT_REFRESH returned an error because there was no active operation on the specified synchronous refresh group.

Action: Check the catalog views to determine the status of the synchronous refresh group.

QSM-03242: The synchronous refresh group is in an invalid state for the requested operation.

Cause: Either PREPARE_REFRESH or EXECUTE_REFRESH returned an error because the specified operation was not valid for the specified synchronous refresh group.

Action: Check the catalog views to determine the status of the synchronous refresh group. Refer to the synchronous refresh documentation to find out which refresh operations are valid in the various possible states of the group.

QSM-03243: The synchronous refresh group cannot resume execution.

Cause: EXECUTE_REFRESH returned an error because all possible refresh subgroups had been processed and had a status of either COMPLETE or ABORT.

Action: Check the catalog views to determine the status of the synchronous refresh group and its objects. Refer to the synchronous refresh documentation to find out which refresh operations are valid in the various possible states of the group.

QSM-03244: The partition operations registered on table *string.string* are not valid.

Cause: Either an illegal partition operation was specified in the register partition operation or the partition name was incorrectly specified.

Action: Check that the partition_name belongs to a valid partition and that only one operation is registered for a partition.

QSM-03245: The partition operations registered on partition *string* of table *string.string* conflict with the data supplied in the staging logs.

Cause: The staging log contained changes to rows in the partition that were being registered. These changes occur due to changes specified in the staging log of the fact table or because of updates to dimension tables.

Action: Resolve these conflicts by either unregistering the partition or deleting the rows from the named partition in the staging log of the fact table. If the conflicts are due to dimension updates, provide all changes to the fact table in the staging log rather than attempting to register the partition operations directly.

QSM-03246: The owner of outside partition *string* is *string* whereas it should be *string*.

Cause: When registering the outside table, the user supplied the incorrect owner for the outside table.

Action: Unregister the outside table and register it with the correct owner, which should be the same as the owner of the base table.

QSM-03247: The staging log on table *string.string* has not been prepared.

Cause: PREPARE_REFRESH failed because the staging log for the specified table was not prepared with PREPARE_STAGING_LOG. All staging logs of tables of the group must be prepared before running PREPARE_REFRESH.

Action: Run PREPARE_STAGING_LOG on the specified table. Check that all other tables in the group have been prepared.

QSM-03248: The materialized view *string.string* is already registered.

Cause: The specified materialized view (MV) has already been registered. A MV can be registered only once.

Action: No action is necessary if the MV is in a valid state. If the MV is in an invalid state, unregister the MV and re-register it with REGISTER_MVIEWS.

QSM-03249: The table *string.string* does not have a staging log.

Cause: REGISTER_MVIEWS failed because the staging log for the specified table belonging to the materialized view (MV) being registered did not exist. All tables on a MV are required to have staging logs created on them for the MV to be registered for synchronous refresh.

Action: Create the staging log with the CREATE MATERIALIZED VIEW LOG statement with the FOR SYNCHRONOUS REFRESH clause. If the table already has an ordinary MV log, use the ALTER MATERIALIZED VIEW LOG instead.

QSM-03250: The fact table *string.string* is not referenced by any MV in the group and the changes to dimension tables contain deletes or updates.

Cause: PREPARE_REFRESH found that there was no materialized view (MV) registered for synchronous refresh that contained the specified fact table as one of its base tables and the changes to the dimension tables contained updates or deletes. This error will not occur if the changes to the dimension tables contain only inserts.

Action: There are many ways to handle this situation. Refer to the documentation for details. One way is to unregister all MV's, drop staging logs on the tables or alter them to ordinary logs and apply the changes to the tables. Then the MV's can be refreshed using conventional methods instead of synchronous refresh. If desired, the staging logs on the tables can be re-created and the MV's can be registered for synchronous refresh. Another way is to register a MV which references the specified fact table for synchronous refresh. If no such MV exists, the user can first create one before registering it.

QSM-03251: The fact table *string.string* is not referenced by any MV in the group and its staging log is not empty.

Cause: PREPARE_REFRESH found that there is no materialized view (MV) registered for synchronous refresh that contained the specified fact table as one of its base tables

and the staging log for that table specified changes to it. PREPARE_REFRESH supports fact tables without MV's defined on them if they meet two conditions: a) the staging log for the fact table is empty; b) the staging logs for the dimension tables in the group do not specify deletes or updates.

Action: There are many ways to handle this situation. Refer to the documentation for details. Briefly, the two main ways are: 1. Register a MV which references the fact table for synchronous refresh. If no such MV exists, you can create one. 2. Unregister all the MVs in the group; drop staging log on the table or alter it to an ordinary MV log. Re-register the MVs which have been unregistered.

QSM-03252: The synchronous refresh group of table *string.string* is locked by another operation.

Cause: Either REGISTER_PARTITION_OPERATION or UNREGISTER_PARTITION_OPERATION detected that the synchronous refresh group to which the table belonged had been locked by another synchronous refresh operation.

Action: Wait for the other operation to complete before attempting this operation again.

QSM-03253: The synchronous refresh group of table *string.string* has been unlocked by another operation.

Cause: Either REGISTER_PARTITION_OPERATION or UNREGISTER_PARTITION_OPERATION detected that the synchronous refresh group to which the table belonged had been unlocked by another synchronous refresh operation. This is an internal error.

Action: Contact Oracle Support Services for assistance.

QSM-03254: The lock operation on synchronous refresh group *string* failed unexpectedly.

Cause: The lock operation on the specified synchronous refresh group failed unexpectedly. This is an internal error.

Action: Contact Oracle Support Services for assistance.

QSM-03255: The unlock operation on synchronous refresh group *string* failed unexpectedly.

Cause: The unlock operation on the specified synchronous refresh group failed unexpectedly. This is an internal error.

Action: Contact Oracle Support Services for assistance.

QSM-03256: The synchronous refresh group *string* is locked by another operation.

Cause: Either REGISTER_MVIEWS or PREPARE_REFRESH detected that the synchronous refresh group to be processed by the requested operation had been locked by another synchronous refresh operation.

Action: Wait for the other operation to complete before attempting this operation again.

QSM-03257: The synchronous refresh group *string* has been unlocked by another operation.

Cause: Either EXECUTE_REFRESH or ABORT_REFRESH detected that the synchronous refresh group to be processed by the requested operation had been unlocked by another synchronous refresh operation. This is an unexpected condition and may indicate an internal error.

Action: Contact Oracle Support Services for assistance.

QSM-03258: The value supplied for the parameter *string* is too long.

Cause: The value supplied for the specified parameter exceeded the maximum length allowed for that parameter.

Action: Supply a valid value for the specified parameter.

QSM-03259: The value supplied for the parameter *string* is malformed.

Cause: The value supplied for the specified parameter was invalid.

Action: Supply a valid value for the specified parameter.

QSM-03260: The materialized views being registered are not defined on tables.

Cause: The materialized views being registered were not defined on tables, but were defined on top of other types of objects such as views or materialized views. Synchronous refresh works only with materialized views defined on tables.

Action: Do not register such materialized views for synchronous refresh.

QSM-03261: The partition operation name *string* is not valid.

Cause: Either REGISTER_PARTITION_OPERATION or UNREGISTER_PARTITION_OPERATION detected that the partition operation name did not belong to the DROP, EXCHANGE or TRUNCATE value.

Action: Check the parameter partition operation carefully, and change it to DROP, EXCHANGE or TRUNCATE.

QSM-03262: The object *string.string* is not registered for Synchronous Refresh.

Cause: REGISTER_PARTITION_OPERATION or UNREGISTER_PARTITION_OPERATION detected that either: - This object was not registered for synchronous refresh. - The synchronous refresh group was not in the current run. - The object was not a table type.

Action: Make sure this object is registered for synchronous refresh, the synchronous refresh group is in the current run, and the object is a table type.

QSM-03263: There is already a partition operation registered on *string.string* partition *string*.

Cause: REGISTER_PARTITION_OPERATION detected that there was already a partition maintenance operation (for example, DROP, EXCHANGE or TRUNCATE) registered on the specified partition of the base table.

Action: Use the UNREGISTER_PARTITION_OPERATION to unregister this partition first, and then run REGISTER_PARTITION_OPERATION.

QSM-03264: There is no partition named *string* in base table *string.string*.

Cause: REGISTER_PARTITION_OPERATION detected that there was no partition with the specified name in the base table.

Action: Check the parameter PARTITION_NAME, and make sure it is a valid partition in the base table.

QSM-03265: The outside table *string.string* does not exist.

Cause: REGISTER_PARTITION_OPERATION detected that the outside table schema or table name did not exist or was not valid.

Action: Check the parameters OUTSIDE_PARTN_TABLE_SCHEMA or OUTSIDE_PARTN_TABLE_NAME, and make sure the outside table exists.

QSM-03266: Tablespace of base table *string* does not match the tablespace of outside partition table *string*.

Cause: REGISTER_PARTITION_OPERATION detected that the tablespace of the base table for any partition or subpartition did not match the tablespace of the outside partition table.

Action: Alter the tablespace of outside partition table to match the tablespace of the base table, or check if the outside partition table is eligible for REGISTER_PARTITION_OPERATION or not.

QSM-03267: The outside partition table *string* contains at least one record that is not within the partition range of the base table *string*.

Cause: REGISTER_PARTITION_OPERATION detected that the outside partition table contained at least one record that was not within the partition range of the base table.

Action: Check the records to see if the outside partition table is eligible for the REGISTER_PARTITION_OPERATION.

QSM-03268: Synchronous refresh can only support top partition by RANGE.

Cause: REGISTER_PARTITION_OPERATION detected the base table was not partitioned by RANGE on top.

Action: The base table is not eligible for REGISTER_PARTITION_OPERATION.

QSM-03269: The number of partitions of the base table *string* and the outside table *string* do not match.

Cause: The base table was composite-partitioned. The partition number of the outside partition did not match the number of subpartitions inside the specified partition of the base table.

Action: Check the partitions to see if the outside partition table is eligible for the REGISTER_PARTITION_OPERATION.

QSM-03270: There is no partition operation registered on *string.string* partition *string*.

Cause: UNREGISTER_PARTITION_OPERATION detected that there was no partition maintenance operation (for example, DROP, EXCHANGE and TRUNCATE) registered on the specified partition of the base table.

Action: Use the REGISTER_PARTITION_OPERATION to register this partition first, and then run UNREGISTER_PARTITION_OPERATION.

QSM-03271: The partition name of outside partition table *string* does not match the subpartition name of base table *string*.

Cause: REGISTER_PARTITION_OPERATION detected that the partition name of the outside partition table did not match the subpartition name of base table.

Action: Alter the partition name of outside partition table to match the partition name of the base table, or check if the outside partition table is eligible for REGISTER_PARTITION_OPERATION or not.

QSM-03272: There are no changes loaded for any tables in this group.

Cause: There were no changes recorded for any tables in this group. The changes to a table can be provided in its staging log or by specifying partition change operations with REGISTER_PARTITION_OPERATION.

Action: Provide the appropriate changes to the tables in the group.

QSM-03276: The specified schema *string* of the staging log is different from the owning schema *string* of the base table.

Cause: The user-specified schema of the staging log was different from the owning schema of the base table. They must be in the same schema if the schema of the staging log is specified.

Action: Specify the owning schema of the base table as the schema of the staging log or do not specify the schema for the staging log.

QSM-03277: An internal error related to tracing messages to SYNCREF_MESG has occurred.

Cause: This is an internal error as noted in the message.

Action: Contact Oracle Support Services for assistance.

QSM-03278: The table SYNCREF_MESG is not present in the SYS schema.

Cause: This is an internal error related to tracing messages to the table SYNCREF_MESG. It occurs if the event 31904 is set to level 4 or 8 but the message table SYNCREF_MESG is not created in the SYS schema. Oracle does not support levels 4 and 8 in event 31904.

Action: Execute the command again after unsetting levels 4 and 8 in event 31904.

QSM-03280: One or more materialized views failed to refresh successfully.

Cause: The base tables in the group refreshed successfully but one or more materialized views in the group did not. The status of the group for synchronous refresh operation was set to PARTIAL in this case.

Action: To find the materialized views which failed, query the USER_SR_OBJ_STATUS catalog view. Take one of the following courses of action: * Issue the EXECUTE_REFRESH command again to retry refreshing the views. In this case EXECUTE_REFRESH will internally use the PCT refresh mode to refresh the materialized views. * Issue the ABORT_REFRESH command to abort the refresh of all objects in the group, including the base tables, and restore them to the original state.

QSM-03281: The specified GROUP_ID is not valid.

Cause: The GROUP_ID specified as input to the refresh operation was not valid and does not identify a valid synchronous refresh group.

Action: Provide the correct GROUP_ID. Use the DBMS_SYNC_REFRESH.GET_GROUP_ID to get the correct GROUP_ID.

QSM-03282: A materialized view is registered on a table related to *string.string*.

Cause: The staging log creation on the specified table failed because a table related to it by referential-integrity constraint has a materialized view which was registered for synchronous refresh with the REGISTER_MVIEWS command. Oracle requires that you first register the tables before registering any materialized view defined on them.

Action: Unregister the materialized views defined on the related tables with the UNREGISTER_MVIEWS command. Then, register the tables with synchronous refresh by creating staging logs on them. Finally, register any materialized views you wish to register for synchronous refresh with REGISTER_MVIEWS.

QSM-03283: The materialized view *string.string* has not been registered.

Cause: The specified materialized view was not registered for synchronous refresh.

Action: Register the materialized view with DBMS_SYNC_REFRESH.REGISTER_MVIEWS. Use the USER_SR_OBJ catalog view to verify the materialized view has been registered.

QSM-03284: There is no foreign key constraint defined on *string* referencing *string.string*.

Cause: The table of REGISTER_PARTITION_OPERATION did not define a foreign key constraint on its referred base table.

Action: Define a foreign key constraint on its referred base table and retry the operation.

QSM-03285: There is no primary key constraint defined on *string.string*.

Cause: The table of REGISTER_PARTITION_OPERATION did not define a primary key constraint on it.

Action: Define a primary key constraint on the table and retry the operation.

QSM-03286: Complex materialized view was not allowed for synchronous refresh.

Cause: There was a complex materialized view in the synchronous refresh group.

Action: Remove the complex materialized view in the synchronous refresh group.

QSM-03287: synchronous refresh internal error: [*string*]


Cause: This was an internal error in synchronous refresh.

Action: Contact Oracle Support Services with the complete message.

QSM-03288: Flashback is not allowed in the base table *string.string* for synchronous refresh.

Cause: A staging log was created on a flashback-enabled base table.

Action: Disable flashback on the base table.



RDE-00000 to RDE-08001

RDE-00000: no error

Cause: Operation was successful.

Action: No action needed.

RDE-00001: unspecified error

Cause: An unknown error occurred. This is an internal error.

Action: Contact Oracle Support Services and provide details about how and when the error occurred.

RDE-00002: provider busy

Cause: The provider is processing a request.

Action: This is not an error.

RDE-00003: no value found for service tag *string*.

Cause: A value was not found for the given service tag.

Action: This is normally not an error.

RDE-00004: operation timeout

Cause: A FIND or REGISTER operation timed out.

Action: For a FIND operation, this is only an error if the find was expected to successfully locate a service.

RDE-00005: invalid universe: "*string*"

Cause: An unknown universe was specified for the address.

Action: Specify a valid universe.

RDE-00006: invalid protocol: "*string*"

Cause: An invalid protocol was specified in an address.

Action: Specify a valid protocol.

RDE-00009: data too large for buffer. Buffer length: *number*. Required: *number*. \n

Cause: This error is internal and normally is not seen by users.

Action: Contact Oracle Support Services.

RDE-00010: not found

Cause: A value was not found in a list.

Action: This error should not be visible to the user. If it occurs, contact Oracle Support Services.

RDE-00011: invalid type: *number*

Cause: The type given for a piece of data was invalid.

Action: This error should not be visible to the user. If it occurs, contact Oracle Support Services.

RDE-00012: no list name specified.

Cause: A name was not given for a list.

Action: This error should not be visible to the user. If it occurs, contact Oracle Support Services.

RDE-00013: name busy.

Cause: This is an internal error.

Action: This error should not be visible to the user. If it occurs, contact Oracle Support Services.

RDE-00014: operation was interrupted.

Cause: An operation was interrupted.

Action: None. This normally is not an error.

RDE-00015: load of provider library failed.

Cause: The load of a library which implements the interface for a provider failed.

Action: Enable tracing to determine the exact error that occurred.

RDE-00016: no provider libraries found.

Cause: It was not possible to locate any provider libraries.

Action: Make sure that the provider libraries have been installed.

RDE-00017: provider error.

Cause: A provider generated an error.

Action: If errors follow, examine them to determine the exact error. Otherwise, enable tracing to determine the exact error.

RDE-00018: regular expression compilation failed. Pattern "*string*" Error: *number*.\\n

Cause: The creation of a pattern for use in a comparison failed.

Action: This error should not be visible to the user. If it occurs, contact Oracle Support Services.

RDE-00019: pattern match failed. String: "*string*" Pattern: "*string*" Error: *number*.\\n

Cause: A comparison against a regular expression failed.

Action: This error should not be visible to the user. If it occurs, contact Oracle Support Services.

RDE-00020: no host name or IP address

Cause: An address must contain either the name of the server or its IP address.

Action: Specify a host name or an IP address in the address.

RDE-00021: no providers found for universe "*string*".

Cause: A provider was not found for the specified universe.

Action: Either specify a different universe or obtain a provider library for that universe. Examine the errors that follow (if any) for more information.

RDE-00022: property not found.

Cause: A provider property was not found.

Action: This error should not be visible to the user. If it occurs, contact Oracle Support Services.

RDE-00023: provider not found. Universe "string".

Cause: A provider was not found for the specified universe.

Action: Either specify a different universe or obtain a provider library for that universe.

RDE-00024: address invalid

Cause: The address is not in the correct format.

Action: Specify an address in the correct format. The syntax is described in rd.h.

RDE-00025: service type not specified.

Cause: The service type is not specified in the address.

Action: Specify an address with the service type.

RDE-00026: expected delimiter not found. Expected: "string" Found: "string"

Cause: The delimiter expected in the address was not found.

Action: Correct the address so that the delimiter is present.

RDE-00027: port number not found.

Cause: When a colon (":") follows the host name, it must be followed by a port number.

Action: Specify a port number.

RDE-00028: initialization failed.

Cause: Initialization of RD failed.

Action: Examine the errors that follow this one to determine the problem that is causing the error.

RDE-00029: no server found.

Cause: No server for the specified provider could be found to perform the desired operation.

Action: Start a server for the desired provider or use a different provider.

RDE-00030: memory allocation failure.

Cause: An operation failed because it was not possible to allocate enough process memory.

Action: If memory is low on the system, terminate other processes, or threads, or both, and try the operation again. Otherwise, this is an internal error and Oracle Support Services should be contacted.

RDE-00031: invalid domain: number.

Cause: The application specified an invalid number for the domain.

Action: Specify a correct domain. See rd.h for the allowed values.

RDE-00032: length of service type "*string*" (*number*) is greater than than the maximum allowed: *number*

Cause: The user specified a service type which is longer than that permitted by the provider.

Action: Use a shorter service type.

RDE-00033: no universe specified.

Cause: The user did not specify a universe in the address.

Action: Specify a universe.

RDE-00034: address not registered: "*string*"

Cause: The application attempted to use an address which does not exist.

Action: Specify a registered address.

RDE-00037: invalid service instance tag: *number*

Cause: The value for a service instance tag was incorrect.

Action: Specify a valid tag. They are listed in rd.h.

RDE-00038: invalid protocol type: "*string*" Valid protocols: *string*

Cause: The user specified a protocol which is not supported by the provider.

Action: Specify a valid protocol. The protocol must be at least one character which is not a period (".").

RDE-00039: invalid host name: "*string*"

Cause: The name of the host specified was not in the correct format.

Action: Use the correct host name format. The host name must be one of the following: 1. The name of the machine; 2. A valid IPv4 address (N.N.N.N); 3. A valid IPv6 address (N[:N]*).

RDE-00040: invalid search domain: "*string*"

Cause: The name of the domain searched by the service was not in the correct format.

Action: Use the correct domain name format. A domain is a series of one or more alphanumeric characters.

RDE-00041: no protocol or domain specified.

Cause: The service name was followed by a period separator, but no protocol or domain was found after it.

Action: Specify a valid protocol, or domain, or both.

RDE-00042: invalid port number: "*string*"

Cause: The port specified in the service address was not valid. A port number may only be a positive decimal number.

Action: Specify a valid port number.

RDE-00043: no search domain specified.

Cause: No search domain followed the period separator.

Action: Specify a valid search domain.

RDE-00044: no protocol specified.

Cause: No protocol was specified for the service.

Action: Specify a valid protocol.

RDE-00045: port number required to register with a generic address.

Cause: Because of the requirements of some providers, the port number must be specified when registering using a generic address.

Action: Specify a port number.

RDE-00046: invalid attribute

Cause: An attribute was specified using an incorrect format.

Action: An attribute should be specified using the following format: "name=value[, name1=value1 ...]"

RDE-00047: no name specified for attribute.

Cause: A value was given for an attribute but no name was specified.

Action: Specify a name for the attribute.

RDE-00048: no attribute specified.

Cause: An attribute was not found in the address where it was expected.

Action: Specify a valid attribute. An attribute is composed of a name followed by an equals sign ("=") and then by an optional value. The name and value may both contain spaces.

RDE-00049: expected separator not found. Expected: "*string*" Found: "*string*"

Cause: The separator expected to be present between the mandatory and optional sections of the address was not found.

Action: Specify the separator.

RDE-00050: provider initialization for universe "*string*" failed.

Cause: The operation failed because providers could not be initialized for the specified universe.

Action: The message(s) that follow describe the errors encountered by the providers.

RDE-00051: provider "*string*" error.

Cause: The specified provider failed to perform an operation.

Action: The message(s) that follow describe the errors encountered by the provider.

RDE-00052: invalid numeric value specified: "*string*".

Cause: The value specified as a number was not valid.

Action: Specify a valid number.

RDE-00053: invalid or null service instance.

Cause: The service instance used for an operation is either invalid or null.

Action: Specify a valid service instance.

RDE-00054: invalid operation: *number*.\n

Cause: The operation specified was not valid.

Action: Specify a valid operation.

RDE-00055: no providers available.

Cause: No providers were available for an operation. This may be caused by the failure of a process or service needed by the provider (e.g. the mDNS service).

Action: Examine the trace and log files for details. Ensure that the process or service required by the process is running.

RDE-00056: registration of service instance "*string*" failed.

Cause: The registration of the specified service instance failed.

Action: Examine the errors that follow for more information about the error.

RDE-00057: unregistration of service instance "*string*" failed.

Cause: The deletion of the registration of the specified service instance failed.

Action: Examine the errors that follow for more information about the error.

RDE-00058: confirmation of service instance "*string*" failed.

Cause: The confirmation of the specified service instance failed.

Action: Examine the errors that follow for more information about the error.

RDE-00059: location of service types "*string*" failed.

Cause: It was not possible to retrieve types of services supported by Resource Discovery.

Action: Examine the errors that follow for more information about the error.

RDE-00060: service instance "*string*" was not found.

Cause: The location of the specified service.

Action: Examine the errors that follow for more information about the error.

RDE-00061: retrieval of details about service instance "*string*" failed.

Cause: It was not possible to get details about the specified service instance.

Action: Examine the errors that follow for more information about the error.

RDE-00062: termination failed.

Cause: The call to terminate the use of Resource Discovery failed.

Action: Examine the errors that follow for more information about the error.

RDE-00063: operation failed.

Cause: A FIND or REGISTER operation failed.

Action: Examine the errors that follow for more information about the error.

RDE-00064: retrieval of a provider for universe "*string*" failed.

Cause: It was not possible to retrieve a provider descriptor for the specified universe.

Action: Examine the errors that follow for more information about the error.

RDE-00065: creation of service instance failed.

Cause: An error occurred while trying to assemble a service instance using components.

Action: Examine the errors that follow for more information about the error.

RDE-00066: parsing of service instance "*string*" failed.

Cause: An error occurred while trying to parse the specified address.

Action: Examine the errors that follow for more information about the error.

RDE-00067: location of domain failed.

Cause: An error occurred while trying to locate domains of the specified type.

Action: Examine the errors that follow for more information about the error.

RDE-00068: length of universe component "string" (number) is longer than the maximum: number.

Cause: The string specified for the universe-specific portion of the service instance is longer than the maximum allowed by the provider.

Action: Specify a universe component which is shorter than the maximum. If this error occurs when no universe-specific portion was specified, the provider may have used the service type for the universe-specific component. In that case, make sure that the length of the service type does not exceed the maximum.

RDE-00069: property "string" is read-only.

Cause: An error occurred while trying to set a property value. Property had read-only access and could not be altered.

Action: Specify a property name with read/write access.

RDE-01999: internal error

Cause: RD failed due to some unforeseen reason.

Action: This error should not be visible to the user. If it occurs, contact Oracle Support Services.

RDE-02000: invalid service type: "string"

Cause: The user specified a service type which does not conform to the standard specified by RFC's 1034 and RFC 1123. The service type must be one or more characters and must start and end with a letter or digit. The interior characters may be letters, digits, or hyphens.

Action: Specify a service type which conforms to the RFC.

RDE-02001: failed to connect to the mDNS responder.

Cause: The provider was unable to make a connection with the multicast / Domain Name Server (mDNS) responder.

Action: Check to ensure that the responder is running. If it is, this is an internal error and Oracle Support Services should be contacted.

RDE-04000: client waiting

Cause: The client uses this error to signal to the server that it is waiting for query results.

Action: This error is used for signaling between the client and the DNS server. It should not be visible to the user. If it occurs, contact Oracle Support Services

RDE-04001: no error

Cause: Operation was successful.

Action: No action needed.

RDE-04002: unknown error has occurred

Cause: An unknown error has occurred.

Action: This error should not be visible to the user. If it occurs, contact Oracle Support Services.

RDE-04003: no such name

Cause: A record could not be found with the given name.

Action: This error should not be visible to the user. If it occurs, contact Oracle Support Services.

RDE-04004: memory allocation failed

Cause: An operation failed because it was not possible to allocate enough process memory.

Action: If memory is low on the system, terminate other processes, or threads, or both, and try the operation again. Otherwise, this is an internal error and Oracle Support Services should be contacted.

RDE-04005: invalid parameter

Cause: A record contained an illegal or nonexisting value.

Action: This error should not be visible to the user. If it occurs, contact Oracle Support Services.

RDE-04006: invalid reference

Cause: An unknown DNS record was found.

Action: This error should not be visible to the user. If it occurs, contact Oracle Support Services.

RDE-04007: invalid state

Cause: This is an internal error.

Action: This error should not be visible to the user. If it occurs, contact Oracle Support Services.

RDE-04008: invalid flags

Cause: This is an internal error.

Action: This error should not be visible to the user. If it occurs, contact Oracle Support Services.

RDE-04009: unsupported operation

Cause: The provider interface attempted to perform an operation which is not supported by the provider.

Action: This error should not be visible to the user. If it occurs, contact Oracle Support Services.

RDE-04010: not initialized

Cause: This is an internal error.

Action: This error should not be visible to the user. If it occurs, contact Oracle Support Services.

RDE-04011: no cache allocated

Cause: A Domain Name Server (DNS) query failed because no cache was allocated.

Action: This error should not be visible to the user. If it occurs, contact Oracle Support Services.

RDE-04012: service already registered

Cause: The user attempted to register a service that was already registered.

Action: A service should only be registered once.

RDE-04013: service name conflict

Cause: The user attempted to register a service whose name already exists.

Action: A service should only be registered once.

RDE-04014: invalid record entry

Cause: The provider interface attempted to perform an operation whose record contained invalid or nonexistent data.

Action: This error should not be visible to the user. If it occurs, contact Oracle Support Services.

RDE-04015: client software incompatible with server

Cause: The version of the client software used by the provider interface is not compatible with the version of the server software.

Action: This error should not be visible to the user. If it occurs, contact Oracle Support Services.

RDE-04016: invalid interface

Cause: The provider interface attempted to use an unknown interface.

Action: This error should not be visible to the user. If it occurs, contact Oracle Support Services.

RDE-04017: cache size must be increased

Cause: The size of the cache maintained by the provider interface was insufficient and should be increased.

Action: This error is used as a status indicator. It should not be visible to the user. If it occurs, contact Oracle Support Services.

RDE-04018: configuration changed

Cause: The server configuration changed during an operation.

Action: This error should not be visible to the user. If it occurs, contact Oracle Support Services.

RDE-04019: client should free resources

Cause: This error is used as an internal status indicator and should not be visible outside of the provider.

Action: This error should not be visible to the user. If it occurs, contact Oracle Support Services.

RDE-06000: no more data

Cause: This error is used internally to signal that there is no more data to be passed by the SLP provider.

Action: This error is normal - no action is required.

RDE-06001: no error

Cause: Operation was successful.

Action: This error is normal - no action is required.

RDE-06002: language not supported

Cause: No service could be found that supports the language required.

Action: A service will have to be added or modified which supports the requested language.

RDE-06003: parse error

Cause: The SLP message rejected by a remote SLP agent.

Action: This error should not be visible to the user. If it occurs, contact Oracle Support Services.

RDE-06004: invalid registration

Cause: The SLP provider attempted to register a URL which is malformed.

Action: This error should not be visible to the user. If it occurs, contact Oracle Support Services.

RDE-06005: scope not supported

Cause: This is an internal error.

Action: This error should not be visible to the user. If it occurs, contact Oracle Support Services.

RDE-06006: authenticator not provided

Cause: The SLP provider failed to authenticate itself.

Action: This error should not be visible to the user. If it occurs, contact Oracle Support Services.

RDE-06007: authentication failed

Cause: The SLP provider failed to authenticate itself.

Action: This error should not be visible to the user. If it occurs, contact Oracle Support Services.

RDE-06008: invalid update

Cause: An update for a nonexisting registration was issued, or the update includes a service type or scope different than that in the initial registration.

Action: This error should not be visible to the user. If it occurs, contact Oracle Support Services.

RDE-06009: refresh rejected

Cause: Attempts were made to refresh a registration more frequently than the minimum refresh interval.

Action: This error should not be visible to the user. If it occurs, contact Oracle Support Services.

RDE-06010: feature unimplemented

Cause: An unimplemented feature was used.

Action: This error should not be visible to the user. If it occurs, contact Oracle Support Services.

RDE-06011: buffer overflow

Cause: An outgoing request overflowed the maximum network MTU size.

Action: This error should not be visible to the user. If it occurs, contact Oracle Support Services.

RDE-06012: network timed out

Cause: An reply to an SLP request did not arrive in the configured timeout interval.

Action: Check the network connection and retry the request.

RDE-06013: network initialization failure

Cause: The network failed to initialize properly.

Action: Check the network connection and retry the request.

RDE-06014: memory allocation failed

Cause: The SLP provider was unable to allocate enough process memory.

Action: If memory is low on the system, terminate other processes, or threads, or both, and try the operation again. Otherwise, this is an internal error and Oracle Support Services should be contacted.

RDE-06015: invalid parameter

Cause: The provider attempted to pass an invalid parameter.

Action: This error should not be visible to the user. If it occurs, contact Oracle Support Services.

RDE-06016: network error

Cause: The network failed to initialize properly.

Action: Check the network connection and retry the request.

RDE-06017: internal system error

Cause: The SLP subsystem failed for unknown reasons.

Action: This error should not be visible to the user. If it occurs, contact Oracle Support Services.

RDE-06018: handle in use

Cause: The SLP provider attempted to recursively use a handle.

Action: This error should not be visible to the user. If it occurs, contact Oracle Support Services.

RDE-06019: generic error

Cause: The provider failed for unknown reasons.

Action: This error should not be visible to the user. If it occurs, contact Oracle Support Services.

RDE-06020: unicast query must be sent.

Cause: The provider must send a unicast query.

Action: This error should not be visible to the user. If it occurs, contact Oracle Support Services.

RDE-08000: invalid service type: "string".

Cause: This is an internal error.

Action: Contact Oracle Support Services.

RDE-08001: failed to connect to the GNS server.

Cause: A connection with the Grid Naming Service (GNS) server failed.

Action: Check to ensure that the Oracle Grid Naming Service Daemon (GNSD) resource is online. If it is, this is an internal error and Oracle Support Services should be contacted.



RDJ-00001 to RDJ-00136

RDJ-00001: OK ADDRESS

Cause: The operation succeeded.

Action: No further action is necessary.

RDJ-00002: invalid operation:

Cause: The operation specified was incorrect.

Action: Specify a valid operation.

RDJ-00003: Error parsing "*string*"\n*nstring*

Cause: An error occurred parsing an address.

Action: Correct the address using the other information in the error.

RDJ-00004: invalid trace level

Cause: The trace level specified was incorrect.

Action: Specify a valid trace level.

RDJ-00005: Operation: *string* failed. Error: *string*

Cause: An RD operation failed with the specified error.

Action: Re-try the operation with tracing enabled to determine what happened.

RDJ-00006: invalid port number: *number*

Cause: The port number specified for a service is invalid.

Action: Specify a port number that is greater than zero.

RDJ-00008: invalid number specified:

Cause: The number specified contained non-numeric characters.

Action: Specify a number with only numeric characters.

RDJ-00009: invalid address format:

Cause: The format specified for an address was incorrect.

Action: Specify a valid format.

RDJ-00011: results processor may not be null

Cause: A null object was specified for the class that is to process the results of an operation.

Action: Specify a non-null object.

RDJ-00012: invalid instance uniqueness

Cause: The uniqueness value specified for an instance was not valid.

Action: Specify a valid uniqueness value.

RDJ-00013: Invalid service instance attribute

Cause: An attribute specified for a service instance was not valid.

Action: Specify an attribute in the correct format.

RDJ-00015: Invalid service instance tag: "string". Available tags:

Cause: The tag value specified for a service instance was incorrect.

Action: Specify a valid tag value.

RDJ-00017: invalid domain type: "string". Available domain types:

Cause: The type specified for a domain was not valid.

Action: Specify a valid domain type.

RDJ-00048: Unknown command: "string"

Cause: An invalid command was specified.

Action: Specify a valid command.

RDJ-00049: Unknown option: "string"

Cause: An invalid option was specified.

Action: Specify a valid option.

RDJ-00052: invalid flag value:

Cause: The value specified for a flag was not valid.

Action: Specify a valid flag value.

RDJ-00053: deletion of trace output file failed:

Cause: The tool attempted to remove a trace file so that it could create a new one. However, the attempt failed.

Action: Examine the accompanying exception for details about what happened.

RDJ-00054: deletion of error log file failed:

Cause: The tool attempted to remove an error log so that it could create a new one. However, the attempt failed.

Action: Examine the accompanying exception for details about what happened.

RDJ-00055: trace file already exists:

Cause: The trace file specified already exists.

Action: Remove the file or specify a file which does not exist.

RDJ-00056: error log already exists:

Cause: The error log specified already exists.

Action: Remove the file or specify a file which does not exist.

RDJ-00057: trace file is a directory:

Cause: The trace file specified is actually a directory.

Action: Specify a file name.

RDJ-00058: error log is a directory:

Cause: The error log specified is actually a directory.

Action: Specify a file name.

RDJ-00059: The trace file "*string*" cannot be created

Cause: The tool failed to create the trace file.

Action: Examine the accompanying exception for details about the error.

RDJ-00060: The error log "*string*" cannot be created. Check permissions on the parent directory:

Cause: The tool failed to create the error log.

Action: Examine the accompanying exception for details about the error.

RDJ-00061: The file stream cannot be created:

Cause: The tool failed to create the Java stream for a file.

Action: Examine the accompanying exception for details about the error.

RDJ-00062: The print stream cannot be created:

Cause: An error occurred when the tool tried to create a Java print stream for a file.

Action: Examine the accompanying exception for details about the error.

RDJ-00063: invalid time-to-live:

Cause: A non-numeric value was specified for the time to live.

Action: Specify a numeric value.

RDJ-00065: Option type must be greater than zero:

Cause: The type specified for an option was less than or equal to zero.

Action: Specify a type which is greater than zero.

RDJ-00134: unknown type:

Cause: The type specified is invalid.

Action: Specify a known type.

RDJ-00135: invalid stream type:


Cause: The stream type specified is invalid.

Action: Specify a known type.

RDJ-00136: invalid argument count:

Cause: The number of arguments specified is invalid.

Action: Specify a valid number of arguments.



RMAN-00201 to RMAN-20517

RMAN-00201: Do you really want to execute the above repair (enter YES or NO)?

Cause: This is a user prompt.

Action: Answer the question to proceed.

RMAN-00202: Do you want to open the database (enter YES or NO)?

Cause: This is a user prompt.

Action: Answer the question to proceed.

RMAN-00203: Do you want to open resetlogs the database (enter YES or NO)?

Cause: This is a user prompt.

Action: Answer the question to proceed.

RMAN-00204: Do you really want to delete the above objects (enter YES or NO)?

Cause: This is a user prompt.

Action: Answer the question to proceed.

RMAN-00205: Do you really want to drop all backups and the database (enter YES or NO)?

Cause: This is a user prompt.

Action: Answer the question to proceed.

RMAN-00206: Do you really want to drop the database (enter YES or NO)?

Cause: This is a user prompt.

Action: Answer the question to proceed.

RMAN-00207: Do you really want to unregister the database (enter YES or NO)?

Cause: This is a user prompt.

Action: Answer the question to proceed.

RMAN-00208: Want to unregister the database with target db_unique_name (enter YES or NO)?

Cause: This is a user prompt.

Action: Answer the question to proceed.

RMAN-00209: Do you really want to change the above failures (enter YES or NO)?

Cause: This is a user prompt.

Action: Answer the question to proceed.

RMAN-00210: Do you really want to catalog the above files (enter YES or NO)?

Cause: This is a user prompt.

Action: Answer the question to proceed.

RMAN-00211: Error occurred getting response - assuming NO response

Cause: An error occurred reading user response.

Action: No action is required, this is an informational message only.

RMAN-00212: "string" is an invalid response - please re-enter.

Cause: An incorrect response was entered.

Action: Enter a correct response.

RMAN-00550: parser package failed to load

Cause: lpmloadpkg() return an error indication.

Action: This message should be accompanied by other error message(s) indicating the cause of the error.

RMAN-00551: initialization of parser package failed

Cause: The parser package initialization routine returned an error.

Action: This message should be accompanied by other error message(s) indicating the cause of the error.

RMAN-00552: syntax error in command line arguments

Cause: The arguments supplied to RMAN could not be parsed, or no arguments were supplied at all.

Action: This message should be accompanied by other error message(s) indicating the cause of the error.

RMAN-00553: internal recovery manager package failed to load

Cause: lpmloadpkg() return an error indication.

Action: This message should be accompanied by other error message(s) indicating the cause of the error.

RMAN-00554: initialization of internal recovery manager package failed

Cause: The internal package initialization routine returned an error.

Action: This message should be accompanied by other error message(s) indicating the cause of the error.

RMAN-00555: target database connect string must be specified

Cause: The TARGET parameter was not specified.

Action: Supply the necessary parameter.

RMAN-00556: could not open CMDFILE "string"

Cause: An error occurred when trying to open the file.

Action: Check that the file name was specified correctly and that the file exists and that the user running RMAN has read permission for the file.

RMAN-00557: could not open MSGLOG "string"

Cause: An error occurred when trying to open the file.

Action: Check that the file name was specified correctly and that the file exists and that the user running RMAN has write permission for the file.

RMAN-00558: error encountered while parsing input commands

Cause: The parser detected a syntax error.

Action: This message should be accompanied by other error message(s) indicating the cause of the error.

RMAN-00562: username too long

Cause: The specified user name exceeds the maximum allowable username length.

Action: Correct the username.

RMAN-00563: password too long

Cause: The specified password exceeds the maximum allowable password length.

Action: Correct the password.

RMAN-00564: host data too long

Cause: The SQL*NET host connect string exceeds the maximum allowable length.

Action: Correct the host string.

RMAN-00565: unable to read input file

Cause: An error occurred while trying to read from STDIN or from the CMDFILE.

Action: Ensure that the cmdfile is readable. The cmdfile must be a text file with 1 line per record.

RMAN-00566: could not open TRACE "*string*"

Cause: An error occurred when trying to open the file.

Action: Check that the file name was specified correctly and that the user running RMAN has write permission for the file.

RMAN-00567: Recovery Manager could not print some error messages\n

Cause: An error occurred while trying to print the error message stack.

Action: If the associated error message indicates a condition that can be corrected, do so, otherwise contact Oracle.

RMAN-00568: user interrupt received

Cause: The user typed ^C or ATTN.

Action: No action is required.

RMAN-00569: ===== ERROR MESSAGE STACK FOLLOWS

=====

Cause: This message precedes an error message stack.

Action: The errors are printed in last-in first-out order. To interpret them correctly, read from the bottom to the top.

RMAN-00570: *end-of-file*****

Cause: The end of an inline cmdfile was reached. This is just an informational message.

Action: No action is required.

RMAN-00571:

=====

Cause: Displayed to highlight the error message stack.

Action: The errors are printed in last-in first-out order. To interpret them correctly, read from the bottom to the top.

RMAN-00572: waiting for DBMS_PIPE input

Cause: This message is used only when the PIPE option was specified.

Action: enqueue some RMAN input into the pipe

RMAN-00573: DBMS_PIPE.NEXT_ITEM_TIME returned unknown type code: *number*

Cause: This is an internal error.

Action: contact Oracle Support Services.

RMAN-00574: rman aborting due to errors reading/writing DBMS_PIPE

Cause: RMAN was run with input/output being sent to DBMS_PIPE. An error was encountered while reading from or writing to the pipe. This error should be preceded by information describing the error.

Action: RMAN terminates. Refer to the cause/action for the preceding errors.

RMAN-00575: timeout while trying to write to DBMS_PIPE

Cause: RMAN was running in DBMS_PIPE mode. A timeout occurred while calling DBMS_PIPE.SEND_MESSAGE. This occurs when the pipe is full and no process has dequeued any of the messages. This is usually caused by death of the process that was talking to rman.

Action: RMAN will abort.

RMAN-00576: PIPE cannot be used with CMDFILE

Cause: The PIPE and CMDFILE options cannot be used together. When using the PIPE option, RMAN must obtain its input from the input pipe.

Action: Remove either the PIPE or CMDFILE option.

RMAN-00577: PIPE requires that TARGET be specified on the command line

Cause: The PIPE option obtains its input from, and writes its output to, an Oracle database pipe in the target database. Therefore, the target database connection must be specified on the command line, so that RMAN can connect to the target database to receive its input from the pipe.

Action: Specify the TARGET option on the RMAN command line.

RMAN-00578: pipe *string* is not private and owned by SYS

Cause: The pipe that RMAN needs to use for its input or output is either a public pipe or a private pipe that is not owned by SYS. This is a potential security problem, because it allows a non-SYS user to issue commands to RMAN or to retrieve the RMAN output.

Action: If you are attempting to put data on the RMAN input pipe prior to starting RMAN, so RMAN will process the data on the pipe as soon as it starts, you must be connected as SYS and you must first use the DBMS_PIPE.CREATE_PIPE function to explicitly create the pipe as a private pipe.

RMAN-00579: SCRIPT cannot be used with CMDFILE

Cause: The SCRIPT and CMDFILE options cannot be used together. When using the SCRIPT option, RMAN executes only the specified script.

Action: Remove either the SCRIPT or CMDFILE option.

RMAN-00600: internal error, arguments [string] [string] [string] [string] [string]

Cause: An internal error in recovery manager occurred.

Action: Contact Oracle Support Services.

RMAN-00601: fatal error in recovery manager

Cause: A fatal error has occurred.

Action: This message should be accompanied by other error message(s) indicating the cause of the error.

RMAN-00700: SCRIPT requires that TARGET be specified on the command line

Cause: A SCRIPT option was included on the RMAN command line without a specified TARGET database.

Action: Specify the TARGET option on the RMAN command line.

RMAN-00701: SCRIPT requires that CATALOG be specified on the command line

Cause: A SCRIPT option was included on the RMAN command line without a specified CATALOG recovery catalog.

Action: Specify the CATALOG option on the RMAN command line.

RMAN-00702: The command has no syntax errors

Cause: This is an informational message only.

Action: No action is required.

RMAN-00703: The cmdfile has no syntax errors

Cause: This is an informational message only.

Action: No action is required.

RMAN-01006: error signaled during parse

Cause: An error was signaled during parsing.

Action: This message should be accompanied by other error message(s) indicating the cause of the error.

RMAN-01007: at line *number* column *number* file: *string*

Cause: This is an informational message indicating the line and column where a syntax error was detected.

Action: No action is required.

RMAN-01008: the bad identifier was: *string*

Cause: This is an informational message indicating the identifier token that caused a syntax error.

Action: No action is required.

RMAN-01009: syntax error: found "*string*": expecting one of: "*string*"

Cause: A syntax error was signaled during parsing.

Action: Correct the input.

RMAN-02000: wrong message file version (msg *number* not found)

Cause: The rmanxx.msb file is not the correct version.

Action: Check that the installation was done correctly. The RMAN binary (executable, load module, whatever it is called on your O/S) and the rmanxx.msb file must be from the same version, release, and patch level.

RMAN-02001: unrecognized punctuation symbol "*string*"

Cause: An illegal punctuation character was encountered.

Action: Remove the illegal character.

RMAN-02002: unexpected end of input file reached

Cause: This is probably caused by failure to supply the closing quote for a quoted string.

Action: Correct the input.

RMAN-02003: unrecognized character: *string*

Cause: An input character that is neither an alpha, digit, or punctuation was encountered.

Action: Remove the character.

RMAN-02004: quoted string too big

Cause: A quoted string longer than 2000 bytes was encountered.

Action: This may be caused by a missing close quote. If so, add the missing quote, otherwise shorten the string.

RMAN-02005: token too big

Cause: A token longer than 1000 bytes was encountered

Action: Tokens must be separated by whitespace or punctuation. Either add the missing whitespace or punctuation, or shorten the token.

RMAN-02006: script line too long

Cause: a line longer than 500 bytes was encountered

Action: break the line up into shorter lines

RMAN-02007: Integer value overflow

Cause: Parser failed to convert input string to integer

Action: Acceptable values for integer are from 0 to 2147483648. Retry command using valid integer value.

RMAN-02008: no value exists for variable "*string*"

Cause: The RMAN variable specified was either undefined or null

Action: Verify that a proper value has been given to that variable.

RMAN-02009: unexpected end of command file reached

Cause: This is probably caused by failure to supply the closing brace for a stored script in a command file.

Action: Correct the input.

RMAN-03000: recovery manager compiler component initialization failed

Cause: This message should be accompanied by other error message(s) indicating the cause of the error.

Action: Check the accompanying errors.

RMAN-03001: recovery manager command sequencer component initialization failed

Cause: This message should be accompanied by other error message(s) indicating the cause of the error.

Action: Check the accompanying errors.

RMAN-03002: failure of *string* command at *string*

Cause: This message should be accompanied by other error message(s) indicating the cause of the error.

Action: Check the accompanying errors.

RMAN-03003: command not implemented yet: *string*

Cause: The command is not implemented in the current release.

Action: Avoid using the command.

RMAN-03004: fatal error during execution of command

Cause: This message should be accompanied by other error message(s) indicating the cause of the error.

Action: Check the accompanying errors.

RMAN-03008: error while performing automatic resync of recovery catalog

Cause: This message should be accompanied by other error message(s) indicating the cause of the error.

Action: Check the accompanying errors.

RMAN-03009: failure of *string* command on *string* channel at *string*

Cause: This message should be accompanied by other error message(s) indicating the cause of the error.

Action: Check the accompanying errors.

RMAN-03010: fatal error during library cache pre-loading

Cause: This message should be accompanied by other error message(s) indicating the cause of the error.

Action: Check the accompanying errors.

RMAN-03011: Recovery Manager *string*

Cause: This is the RMAN banner

Action: No action is required.

RMAN-03012: fatal error during compilation of command

Cause: A fatal error occurred during compilation of a command.

Action: This message should be accompanied by other error message(s) indicating the cause of the error.

RMAN-03013: Copyright (c) 1995, 2003, Oracle Corporation. All rights reserved.

Cause: This is the copyright banner

Action: No action is required.

RMAN-03014: implicit resync of recovery catalog failed

Cause: This message is accompanied by other errors explaining the cause of the failure.

Action: No action is required.

RMAN-03015: error occurred in stored script *string*

Cause: This is an informational message only.

Action: No action is required.

RMAN-03017: recursion detected in stored script *string*

Cause: A stored script is calling itself or another script which calls itself.

Action: Remove the recursion.

RMAN-03018: asynchronous RPCs are working correctly

Cause: This is an informational message only.

Action: No action is required.

RMAN-03019: asynchronous RPCs are NOT working

Cause: The RPCTEST command has determined that RPCs are not executing asynchronously. Instead, they are blocking. This is caused by using a SQL*NET driver that does not support non-blocking UPI.

Action: Try using a different SQL*NET driver.

RMAN-03020: asynchronous RPC test will take 1 minute

Cause: This is an informational message only.

Action: No action is required.

RMAN-03023: executing command: *string*

Cause: This is an informational message only.

Action: No action is required.

RMAN-03028: fatal error code for command *string* : *number*

Cause: Informational message. This precedes error 3012.

Action: No action is required.

RMAN-03029: echo set on

Cause: a SET ECHO ON command was issued

Action: No action is required.

RMAN-03030: echo set off

Cause: a SET ECHO OFF command was issued

Action: No action is required.

RMAN-03031: this option of set command needs to be used inside a run block

Cause: The option used with the SET command is not valid outside a run block.

Action: Change the SET command or place it inside a run block.

RMAN-03032: this option of set command needs to be used outside of a run block

Cause: The option used with the SET command is not valid inside of a run block.

Action: Change the SET command or place it outside a run block.

RMAN-03033: current log archived

Cause: "ALTER SYSTEM ARCHIVE LOG CURRENT" command completed successfully.

Action: None, this is an informational message.

RMAN-03034: LEVEL *number* is invalid. LEVEL must be between *string* and *string*

Cause: An invalid DEBUG LEVEL was used.

Action: Change the DEBUG LEVEL argument.

RMAN-03035: Debugging turned off

Cause: a DEBUG OFF command was issued

Action: No action is required.

RMAN-03036: Debugging set to level=*number*[*string*], types=*string*

Cause: a DEBUG command was issued

Action: No action is required.

RMAN-03037: Spooling started in log file: *string*

Cause: a SPOOL LOG TO ... command was issued

Action: No action is required.

RMAN-03038: Spooling started in trace file: *string*

Cause: a SPOOL TRACE TO ... command was issued

Action: No action is required.

RMAN-03039: Spooling for log turned off

Cause: a SPOOL LOG OFF command was issued

Action: No action is required.

RMAN-03040: Spooling for trace turned off

Cause: a SPOOL TRACE TO ... command was issued

Action: No action is required.

RMAN-03042: error while analyzing automatic repair options

Cause: This message is accompanied by other errors explaining the cause of the failure.

Action: No action is required.

RMAN-03090: Starting *string* at *string*

Cause: This is an informational message only.

Action: No action is required.

RMAN-03091: Finished *string* at *string*

Cause: This is an informational message only.

Action: No action is required.

RMAN-03098: *string*RMAN-*number*: *stringstring*

Cause: This is the message prefix with a possible indentation.

Action: No action is required.

RMAN-03099: job cancelled at user request

Cause: The user interrupted the current job.

Action: None

RMAN-03999: Oracle error occurred while converting a date: ORA-*number*: *string*

Cause: Internal error converting a date.

Action: Contact Oracle Support Services.

RMAN-04000: memory allocation failure

Cause: A memory allocation request could not be satisfied.

Action: Increase the amount of memory available to RMAN.

RMAN-04001: heap initialization failure

Cause: This message should be accompanied by other error message(s) indicating the cause of the error.

Action: Check the accompanying errors.

RMAN-04002: OCIPI failed, ORA-string

Cause: OCI process level initialization failed.

Action: This error should not normally occur.

RMAN-04003: OCIINIT failed

Cause: The call to OCIEnvInit failed.

Action: This error should not normally happen. Contact Oracle Customer Support.

RMAN-04004: error from recovery catalog database: string

Cause: Oracle error signaled by catalog database. This message should be accompanied by other error message(s) indicating the cause of the error.

Action: Check the accompanying errors.

RMAN-04005: error from target database: \nstring

Cause: Oracle error signaled by target database. This message should be accompanied by other error message(s) indicating the cause of the error.

Action: Check the accompanying errors.

RMAN-04006: error from auxiliary database: string

Cause: Oracle error signaled by auxiliary database. This message should be accompanied by other error message(s) indicating the cause of the error.

Action: Check the accompanying errors.

RMAN-04007: warning from recovery catalog database: string

Cause: Non fatal Oracle error signaled by catalog database. This message should be accompanied by other error message(s) indicating the cause of the error.

Action: Check the accompanying errors.

RMAN-04008: warning from target database: \nstring

Cause: Non fatal Oracle error signaled by target database. This message should be accompanied by other error message(s) indicating the cause of the error.

Action: Check the accompanying errors.

RMAN-04009: warning from auxiliary database: string

Cause: Non fatal Oracle error signaled by auxiliary database. This message should be accompanied by other error message(s) indicating the cause of the error.

Action: Check the accompanying errors.

RMAN-04010: target database Password:

Cause: No password was provided for the target database.

Action: Provide target database password.

RMAN-04011: recovery catalog database Password:

Cause: No password was provided for the recovery catalog database.

Action: Provide recovery catalog database password.

RMAN-04012: auxiliary database Password:

Cause: No password was provided for the auxiliary database.

Action: Provide auxiliary database password.

RMAN-04013: must connect before startup

Cause: A STARTUP command was attempted before connecting to the database.

Action: Connect to database before attempting STARTUP command.

RMAN-04014: startup failed: *string*

Cause: The database failed to startup.

Action: The cause of the failure is included in the error message. Correct the cause of the failure and retry the startup command.

RMAN-04015: error setting target database character set to *string*

Cause: An error was received while setting the session character set in the target database.

Action: This error should not normally happen. Contact Oracle Customer Support.

RMAN-04016: could not get OCI error handle

Cause: An error was received while initializing the OCI layer.

Action: This error should not normally happen. Contact Oracle Customer Support.

RMAN-04017: startup error description: *string*

Cause: This is an additional informational message that indicates the cause of failure.

Action: See accompanying error messages indicating the cause of failure. No action is required.

RMAN-04020: target database name "*string*" does not match channel's name: "*string*"

Cause: The CONNECT clause in the ALLOCATE command has resulted in a connection to a database which is not the same as the one used to connect to the target database.

Action: Verify that the CONNECT string connects to the same database as the one specified in the TARGET connection for the CONNECT command.

RMAN-04021: target database DBID *string* does not match channel's DBID *string*

Cause: The CONNECT clause in the ALLOCATE command has resulted in a connection to a database which is not the same as the one used to connect to the target database.

Action: Verify that the CONNECT string connects to the same database as the one specified in the TARGET connection for the CONNECT command.

RMAN-04022: target database mount id *string* does not match channel's mount id *string*

Cause: The CONNECT clause in the ALLOCATE command has resulted in a connection to a database which is not the same as the one used to connect to the target database.

Action: Verify that the CONNECT string connects to the same database as the one specified in the TARGET connection for the CONNECT command.

RMAN-04024: starting Oracle instance without parameter file for retrieval of spfile

Cause: The instance could not be started because no default parameter file (either PFILE or SPFILE) could be found. The instance will be started in restricted mode with default parameters.

Action: None - this is an informational message.

RMAN-04025: unable to generate a temporary file

Cause: Creation of a temporary file failed. It could be that the system does not have enough resources (disk space, memory or similar).

Action: Verify and free some system resources memory and try again.

RMAN-04026: unable to open a temporary file: "string"

Cause: Opening of a temporary file failed. It could be that the system does not have enough resources (disk space, memory or similar).

Action: Verify and free some system resources memory and try again.

RMAN-04027: unable to write to a temporary file: "string"

Cause: Writing to a temporary file failed. It could be that the system does not have enough resources (disk space, memory or similar).

Action: Verify and free some system resources memory and try again.

RMAN-04031: \ninitialization parameters used for automatic instance:\nstring\n

Cause: This is an informational message only.

Action: No action is required.

RMAN-04032: using contents of file string

Cause: The specified file was included as part of the auxiliary database parameter file. This is an informational message.

Action: No action is required.

RMAN-04033: cannot open auxiliary parameter file string

Cause: An auxiliary parameter file was specified with SET AUXILIARY INSTANCE PARAMETER FILE command but the specified file cannot be found.

Action: Set the parameter file to an existent file or retry the command without setting AUXILIARY INSTANCE PARAMETER FILE.

RMAN-04034: source recovery catalog database Password:

Cause: A password was not provided for the source recovery catalog database.

Action: Provide source recovery catalog database password.

RMAN-04035: error from source recovery catalog database: string

Cause: Oracle error signaled by source recovery catalog database. This message should be accompanied by other error message(s) indicating the cause of the error.

Action: Check the accompanying errors.

RMAN-04036: warning from source recovery catalog database: string

Cause: Nonfatal Oracle error signaled by source recovery catalog database. This message should be accompanied by other error message(s) indicating the cause of the error.

Action: Check the accompanying errors.

RMAN-04037: Connection should be as SYSDBA or as SYSBACKUP

Cause: An unsupported mode was specified on a target or clone connection.

Action: Specify a valid mode and retry the connection.

RMAN-04038: Connection should not specify a mode

Cause: A connection specified a mode when no mode is supported for this kind of connection

Action: Remove the mode specification and retry the connection.

RMAN-05000: CONFIGURE AUXNAME required for datafile *string*

Cause: Either: -) The control file mounted by the auxiliary database does not have an entry for this data file, therefore file name conversion is not possible. -) A COPY DATAFILE TO AUXNAME command was issued, but no auxname was set for this data file.

Action: Use the CONFIGURE AUXNAME command to specify a file name that the auxiliary database can use as a restore destination.

RMAN-05001: auxiliary file name *string* conflicts with a file used by the target database

Cause: RMAN is attempting to use the specified file name as a restore destination in the auxiliary database, but this name is already in use by the target database.

Action: Use the CONFIGURE AUXNAME command to specify a name for the data file that does not conflict with a file name in use by the target db.

RMAN-05002: aborting Tablespace Point-in-Time Recovery

Cause: Previously encountered error(s) were issued which require corrective action.

Action: Resolve the error conditions, and then re-issue the RECOVER command.

RMAN-05003: Tablespace Point-in-Time Recovery is not allowed for tablespace *string*

Cause: The SYSTEM, SYSUAX or a tablespace containing rollback segments is not allowed in Tablespace Point-in-Time Recovery.

Action: Remove the indicated tablespace from the recovery set and retry the operation.

RMAN-05004: target database log mode is NOARCHIVELOG

Cause: An attempt was made to apply Tablespace Point-in-Time Recovery or Pluggable Database Point-in-Time Recovery to a database that is in NOARCHIVELOG mode.

Action: If all required archived log files are available for Tablespace Point-in-Time Recovery or Pluggable Database Point-in-Time Recovery, alter the target database log mode to ARCHIVELOG and retry the operation. Otherwise, Tablespace Point-in-Time Recovery and Pluggable Database Point-in-Time Recovery cannot be applied to this database.

RMAN-05005: Tablespace Point-in-Time Recovery is not allowed for re-created tablespace *string*

Cause: The requested tablespace has been re-created and is not allowed in Point-in-Time Recovery.

Action: Remove the indicated tablespace from the recovery set and retry the operation.

RMAN-05006: cannot recover clone standby single tablespaces

Cause: Standby recover can only be performed for the whole database.

Action: Change the tablespace list to a database specification.

RMAN-05007: no channel allocated

Cause: A command was entered that requires a channel, and no channel is allocated.

Action: Use ALLOCATE CHANNEL before using the command

RMAN-05008: SKIP clause not valid for normal recovery

Cause: The SKIP clause was specified for non-Tablespace or Table Point-in-Time Recovery.

Action: Remove the UNDO TABLESPACE clause.

RMAN-05009: Block Media Recovery requires Enterprise Edition

Cause: The RECOVER...BLOCK command was specified.

Action: Remove the RECOVER...BLOCK command.

RMAN-05010: target database must be opened in READ WRITE mode for Tablespace Point-in-Time Recovery

Cause: The target database was not opened in read/write mode.

Action: Open the database in read/write mode.

RMAN-05011: auxiliary instance must be in NOMOUNT state for Tablespace Point-in-Time Recovery

Cause: The Auxiliary instance was not in NOMOUNT state.

Action: Open the auxiliary instance in NOMOUNT state.

RMAN-05013: auxiliary control file name *string* conflicts with a file used by the target database

Cause: RMAN is attempting to use the specified control file name for Tablespace Point-in-Time Recovery as a restore destination in the auxiliary database, but this name is already in use by the target database.

Action: Set control_files parameter in the auxiliary instance to a name that does not conflict with a file name in use by the target database.

RMAN-05014: Tablespaces with undo segments were not found in recovery catalog

Cause: The recovery catalog did not have information about tablespaces with undo segments.

Action: Manually specify the tablespaces with undo segments in the optional UNDO tablespaces clause of the RECOVER command.

RMAN-05015: warning: not enough information in recovery catalog for specified point-in-time recovery

Cause: The recovery catalog did not have information about the tablespaces with undo segments at the specified Point-in-Time. This happened because the current recovery catalog was not in use at the specified Point-in-Time. A list of tablespaces with undo segments was supplied.

Action: RMAN assumes that the current set of tablespaces with undo segments is the same set that was in use at the specified Point-in-Time. If the set of tablespaces with undo segments changes, the recovery fails. If recovery fails, use the optional UNDO TABLESPACE clause of the RECOVER command to specify the correct set of tablespaces.

RMAN-05016: failover to previous backup

Cause: This is an informational message to indicate the RMAN could not successfully restore the files using the specified backups. An attempt was made to restore the data file/archived logs/ control file/SPFILE using a previous existing backup.

Action: See accompanying additional error messages indicating the cause of the failover.

RMAN-05017: no copy of datafile *number* found to recover

Cause: A RECOVER COPY command was not able to proceed because no copy of indicated file was found to recover. Possible causes include the following: 1. no copy of indicated file exists on disk that satisfy the criteria specified in the user's recover operands. 2. copy of indicated data file exists on disk but no incremental backup was found to apply to the data file copy.

Action: One of the following: 1. Use or correct TAG specification to recover a different data file copy. 2. Use BACKUP FOR RECOVER OF COPY command to create necessary incremental backup or copy.

RMAN-05018: some datafile copies cannot be recovered, aborting the RECOVER command

Cause: This error message can follow one or more RMAN-5017 or RMAN-5019 error messages.

Action: See RMAN-5017 or RMAN-5019 error messages documentation for more information.

RMAN-05019: warning: no channel of required type allocated to recover copy of datafile *number*

Cause: A RECOVER COPY command could not proceed because incremental backup sets exist on a device type that has not been allocated.

Action: Use the LIST command to determine which device type is needed, then allocate a channel of that type.

RMAN-05020: cannot specify AUXILIARY DESTINATION option for normal recovery

Cause: The AUXILIARY DESTINATION option was specified for a normal recovery. It is only allowed for Tablespace or Table Point-in-Time Recovery.

Action: Remove the AUXILIARY DESTINATION option and rerun the RECOVER command.

RMAN-05021: this configuration cannot be changed for a BACKUP or STANDBY control file

Cause: The user attempted to modify the configuration which cannot be changed for a BACKUP or STANDBY control file while the mounted control file was either BACKUP or STANDBY. The following configurations can be changed only when connected to primary database instance that has CURRENT/CREATED control file type mounted: CONFIGURE RETENTION POLICY CONFIGURE EXCLUDE CONFIGURE ENCRYPTION CONFIGURE DB_UNIQUE_NAME

Action: Connect to primary database instance and execute the command.

RMAN-05022: TRANSPORT TABLESPACE may not be used with user-managed auxiliary instance

Cause: A user-managed auxiliary instance was specified.

Action: Retry the operation with an RMAN-managed auxiliary instance.

RMAN-05023: TABLESPACE DESTINATION required

Cause: A required TABLESPACE DESTINATION was not specified.

Action: Specify a TABLESPACE DESTINATION and retry the operation.

RMAN-05024: \nList of tablespaces presumed to have UNDO segments

Cause: Accompanying message to 5015.

Action: See action of message 5015.

RMAN-05025: Tablespace *string*

Cause: Accompanying message to 5015.

Action: See action of message 5015.

RMAN-05026: warning: presuming following set of tablespaces applies to specified point-in-time

Cause: RMAN assumes that the current set of tablespaces with undo segments is the same set that was in use at the specified Point-in-Time. If the set of tablespaces with undo segments changes, the recovery fails. If recovery fails, use the optional UNDO TABLESPACE clause of the RECOVER command to specify the correct set of tablespaces.

Action: RMAN assumes that the current set of tablespaces with undo segments is the same set that was in use at the specified Point-in-Time. If the set of tablespaces with undo segments changes, the recovery fails. If recovery fails, use the optional UNDO TABLESPACE clause of the RECOVER command to specify the correct set of tablespaces.

RMAN-05027: \nList of tablespaces expected to have UNDO segments

Cause: Accompanying message to 5026.

Action: See action of message 5026.

RMAN-05028: Tablespace *string*

Cause: Accompanying message to 5026.

Action: See action of message 5026.

RMAN-05029: UNDO TABLESPACE clause not valid for normal recovery

Cause: The UNDO TABLESPACE clause was specified for non-Tablespace or Table Point-in-Time Recovery.

Action: Remove the UNDO TABLESPACE clause.

RMAN-05030: CLONE clause only valid for normal recovery

Cause: The CLONE clause was specified for a Tablespace or Logical Point-in-Time Recovery.

Action: Remove the CLONE clause.

RMAN-05031: DATAPUMP DESTINATION clause is only valid for Table Point-in-Time Recovery

Cause: The DATAPUMP DESTINATION clause was specified for a non-Table Point-in-Time Recovery.

Action: Remove the DATAPUMP DESTINATION clause.

RMAN-05032: datafile *string* will be created automatically during restore operation

Cause: The specified data file did not have an available backup.

Action: None. This is an informational message displayed for VALIDATE or PREVIEW option of the RESTORE command.

RMAN-05033: Media recovery start SCN is *string*

Cause: The above system change number (SCN) would be starting media recovery SCN, if the specified files are restored.

Action: None. This is an informational message displayed for PREVIEW option of the RESTORE command.

RMAN-05034: Recovery must be done beyond SCN *string* to clear datafile fuzziness

Cause: The above system change number (SCN) identifies the minimum SCN beyond which the media recovery must be performed on the specific data file to clear the media recovery fuzziness for all data file.

Action: None. This is an informational message displayed for PREVIEW option of the RESTORE command.

RMAN-05035: archived logs generated after SCN *string* not found in repository

Cause: The recovery catalog or target database control file did not have a record of archived logs containing the redo generated after the specified system change number (SCN).

Action: None. To avoid this message, perform a log switch if the database is in open mode.

RMAN-05036: FOR DB_UNIQUE_NAME option cannot be used for this configuration

Cause: An attempt was made to set the configuration which cannot be used with FOR DB_UNIQUE_NAME option.

Action: Remove FOR DB_UNIQUE_NAME option and execute the command.

RMAN-05037: FOR DB_UNIQUE_NAME option cannot be used in nocatalog mode

Cause: An attempt was made to set the remote configuration in nocatalog mode.

Action: Connect to recovery catalog and execute the command.

RMAN-05038: unable to determine UNTIL SCN for TRANSPORT

Cause: No archived logs were found in the control file.

Action: Add UNTIL clause to TRANSPORT command and retry.

RMAN-05039: One or more auxiliary set of datafiles could not be removed

Cause: There was an error while performing Tablespace or Table Point-in-Time Recovery. Some of the restored data files had Oracle Managed Files (OMF) names and were not deleted.

Action: Manually remove the auxiliary set of data files that were not deleted.

RMAN-05040: \n\nList of tablespaces that have been dropped from the target database:

Cause: One or more tablespaces in the recovery set were not found in the control file of the target database.

Action: None. Informational message.

RMAN-05041: Error during export of metadata

Cause: Export of metadata received an error from Data Pump.

Action: This message is accompanied by other error message(s) indicating the cause of the error.

RMAN-05042: Error during import of metadata

Cause: Import of metadata received an error from Data Pump.

Action: This message is accompanied by other error message(s) indicating the cause of the error.

RMAN-05043: Tablespace *string*

Cause: Accompanying message to 5040.

Action: See Action of message 5040.

RMAN-05044: \nPerforming export of metadata...

Cause: This is an informational message only.

Action: No action is required.

RMAN-05045: \nPerforming import of metadata...

Cause: This is an informational message only.

Action: No action is required.

RMAN-05046: Export completed\n

Cause: This is an informational message only.

Action: No action is required.

RMAN-05047: Import completed\n

Cause: This is an informational message only.

Action: No action is required.

RMAN-05048: specified file name *string* conflicts with a file used by the target database

Cause: The specified file name was already in use by another data file in the database.

Action: Use SET NEWNAME command to specify a different name for the data file that does not conflict with a file name in use by the target database.

RMAN-05050: flashing back control file to SCN *string*

Cause: RESTORE command was issued with a SET UNTIL clause and Flashback Database enabled. The control file was flashed back to the SET UNTIL time.

Action: This is an informational message only.

RMAN-05051: analyzing automatic repair options; this may take some time

Cause: This is an informational message only.

Action: No action is required.

RMAN-05052: Repair *string* is not compatible with this version of RMAN.

Cause: The specified repair was not compatible with this version of Recovery Manager (RMAN).

Action: Use a newer version of the RMAN executable.

RMAN-05053: AUXILIARY DESTINATION is only valid when using a RMAN-managed auxiliary instance

Cause: AUXILIARY DESTINATION clause was specified while using an user-managed auxiliary instance.

Action: Do not specify AUXILIARY DESTINATION clause and retry the operation or use a RMAN-managed auxiliary instance.

RMAN-05054: recover block operand *string* cannot be used to recover datafile

Cause: The specified operand could not be used with RECOVER data file command.

Action: Delete the invalid operand and retry the command.

RMAN-05055: recover datafile operand *string* cannot be used to recover block

Cause: The specified operand could not be used with RECOVER block command.

Action: Delete the invalid operand and retry the command.

RMAN-05056: Table *string.string* belongs to SYS

Cause: A SYS table was specified to be recovered.

Action: Remove SYS table, SYS objects cannot be recovered.

RMAN-05057: Table *string.string* not found

Cause: The specified table was not found in the dictionary at the specified point-in-time.

Action: Verify the name of the schema and table, or change the point-in-time and retry the command.

RMAN-05058: Cannot determine tablespace for table *string.string*

Cause: The specified table was not found in the data pump views at the specified point-in-time.

Action: Verify the name of the schema and table, or change the point-in-time and retry the command.

RMAN-05059: Table *string.string* resides in tablespace *string*

Cause: The tablespace that contained the specified table did not allow Tablespace Point-in-Time Recovery.

Action: Remove the offending table before attempting the operation again.

RMAN-05060: block specifier must be specified to recover block

Cause: Block Specifier was not specified in the command.

Action: Specify block specifier and resubmit the command.

RMAN-05061: analyzing automatic repair options complete

Cause: This is an informational message only.

Action: No action is required.

RMAN-05062: image copy needs no roll forward

Cause: The image copy that would be rolled forward by the RECOVER COPY command is already more recent than the specified UNTIL time or system change number (SCN).

Action: Usually this is the result of a recent OPEN RESETLOGS operation, and no action is needed, because the daily backup strategy will start rolling this copy forward after it becomes old enough to be eligible for rolling forward. To force the copy to be rolled forward, specify a more recent UNTIL time or system change number (SCN).

RMAN-05063: Cannot recover specified tables

Cause: Previously encountered errors required corrective action.

Action: Resolve the error conditions and reissue the Table Point-in-Time Recovery command.

RMAN-05064: REMAP TABLE clause is only valid for Table Point-in-Time Recovery

Cause: The REMAP TABLE clause was specified for a non-Table Point-in-Time Recovery.

Action: Remove the REMAP TABLE clause.

RMAN-05065: REMAP TABLESPACE clause is only valid for Table Point-in-Time Recovery

Cause: The REMAP TABLESPACE clause was specified for a non-Table Point-in-Time Recovery.

Action: Remove the REMAP TABLESPACE clause.

RMAN-05066: NOTABLEIMPORT clause is only valid for Table Point-in-Time Recovery

Cause: The NOTABLEIMPORT clause was specified for a non-Table Point-in-Time Recovery.

Action: Remove the NOTABLEIMPORT clause.

RMAN-05067: Table *string* already specified

Cause: The specified table was already specified to be recovered.

Action: Remove the duplicated table and retry the command.

RMAN-05069: New table name *string* for user *string* was already specified for other table

Cause: The same table name for the same user has already been specified for a different table.

Action: Remove or change the duplicated table name and retry the command.

RMAN-05070: Running TRANSPORT_SET_CHECK on recovery set tablespaces

Cause: This is an informational message only.

Action: No action is required.

RMAN-05071: TRANSPORT_SET_CHECK completed successfully

Cause: This is an informational message only.

Action: No action is required.

RMAN-05072: TRANSPORT_SET_CHECK failed

Cause: SYS.TS_PITR_CHECK was not empty for recovery set tablespaces.

Action: Fix dependencies before attempting TSPITR again.

RMAN-05073: Tablespace *string* creation SCN *string* is ahead of point-in-time SCN *string*

Cause: The tablespace was found in the control file but the creation system change number (SCN) of the data file(s) is after the specified point-in-time. This can happen if a previous tablespace point-in-time recovery was performed, for the tablespace.

Action: If a previous TSPITR has been performed drop the tablespace and retry the command. Otherwise, verify the name of the tablespace and/or the point-in-time and resubmit the command.

RMAN-05074: Tablespace *string* does not exist at specified point-in-time SCN *string*

Cause: The tablespace was found in the control file but the creation system change number (SCN) of the data file(s) is after the specified point-in-time.

Action: Verify the name of the tablespace and/or the point-in-time and resubmit the command.

RMAN-05075: Remapped object *string* is not being recovered

Cause: The specified remapped object was not recovered.

Action: Add remapped object to object list or remove this remap specification.

RMAN-05076: Remapped tablespace *string* is not being recovered

Cause: The specified tablespace was not recovered. None of the objects being recovered belong to the specified tablespace.

Action: Revise the object list or remove the remapped tablespace specification.

RMAN-05077: New tablespace *string* does not exist in target database

Cause: The new tablespace in the REMAP TABLESPACE clause could not be found in the target database.

Action: Revise the object list or remove remapped tablespace specification.

RMAN-05078: Table Point-in-Time Recovery requires an UNTIL clause

Cause: Table Point-in-Time Recovery was specified without a point-in-time specification.

Action: Add a point-in-T\time specification and retry the command.

RMAN-05079: Table *string* already remapped

Cause: The same table appeared in another remap specification.

Action: Remove the duplicated remapped table and retry the command.

RMAN-05080: Not performing table import after point-in-time recovery

Cause: As requested, Data Pump Import was not performed after the point-in-time recovery was performed.

Action: Manually perform the Data Pump Import of the recovered tables into the target database.

RMAN-05081: Cannot use REMAP clauses if NOTABLEIMPORT clause is used

Cause: The NOTABLEIMPORT clause was specified together with either the REMAP TABLE or REMAP TABLESPACE clause. These clauses are used during importing of the tables and, therefore, are invalid.

Action: Remove the REMAP clauses or remove the NOTABLEIMPORT clause and retry the command.

RMAN-05082: Tablespace *string* already remapped

Cause: The same tablespace appeared in another remap specification.

Action: Remove the duplicated remapped tablespace and retry the command.

RMAN-05083: Partition *string.string.string* not found

Cause: The specified partition was not found in the dictionary at the specified point-in-time.

Action: Verify the name of the schema, table and partition, or change the point-in-time and retry the command.

RMAN-05084: \nPerforming export of tables...

Cause: This is an informational message only.

Action: No action is required.

RMAN-05085: \nPerforming import of tables...

Cause: This is an informational message only.

Action: No action is required.

RMAN-05086: DUMP FILE clause is only valid for Table Point-in-Time Recovery

Cause: The DUMP FILE clause was specified for a non-Table Point-in-Time Recovery.

Action: Remove the DUMP FILE clause.

RMAN-05087: \nPerforming export of metadata for specified tablespaces...

Cause: This is an informational message only.

Action: No action is required.

RMAN-05088: DB_CREATE_FILE_DEST is not set

Cause: TO NEW was specified for a RESTORE BACKUPPIECE command but DB_FILE_CREATE_DEST was not set for the target database.

Action: Specify DB_FILE_CREATE_DEST for the target database or specify FORMAT and retry the command.

RMAN-05089: Cannot specify *string* clause with cross-platform restore

Cause: The specified option was used for a cross-platform data file restore.

Action: Remove the option and resubmit the command.

RMAN-05090: FROM PLATFORM clause can only be used with cross-platform datafile restore

Cause: FROM PLATFORM clause was specified for a noncross-platform data file restore.

Action: Remove the clause and resubmit the command.

RMAN-05091: UNTIL cannot be used with cross-platform datafile restore

Cause: An UNTIL command was in effect or an UNTIL clause was specified for a cross-platform data file restore.

Action: Remove the UNTIL clause or command and resubmit the command.

RMAN-05092: Option *string* cannot be used when restoring whole database with cross-platform datafile restore

Cause: The specified option was specified for whole database cross-platform data file restore.

Action: Remove the option and resubmit the command.

RMAN-05093: Restore cannot be mixed with cross-platform datafile restore

Cause: A restore specification was found when a cross-platform data file specification was expected.

Action: Use only one kind of restore specification in a single restore command.

RMAN-05094: Cross-platform whole database restore requires that the database is not mounted

Cause: FOREIGN DATABASE specification was found but the database was not in the correct state.

Action: Make sure that the database is not mounted when performing whole database cross-platform restore.

RMAN-05095: Data Pump import requires the database to be open read/write

Cause: During a cross-platform tablespace restore, DUMP FILE was specified without NOIMPORT and database was not open in read/write mode.

Action: Remove DUMP FILE specification or add NOIMPORT to it or, alternatively, open the database in read/write mode before retrying the command.

RMAN-05096: FROM SERVICE option is not supported for archived logs

Cause: The FROM SERVICE option was supplied but does not apply to restoring archived logs.

Action: Remove the FROM SERVICE operand and reenter the command.

RMAN-05097: could not validate file header for datafile *string* from service *string*

Cause: The specified data file could not be accessed from the indicated service.

Action: Ensure that the data file exists on the service and has same creation SCN as that of target database file. If the error can be corrected, do so and retry the operation.

RMAN-05098: schema *string* already remapped

Cause: The same schema appeared in another remap specification.

Action: Remove the duplicated remapped schema and retry the command.

RMAN-05099: not connected to target database with a password

Cause: A command that restores SPFILE to the target instance from a service name was requested. Such a command requires a password to be present in the connect string used to connect to the target instance.

Action: Exit RMAN session and then connect to target database using command line or CONNECT TARGET command with a password.

RMAN-05100: not connected to auxiliary database with a password

Cause: A command that restores SPFILE to the auxiliary instance from a service name was requested. Such a command requires a password to be present in the connect string used to connect to the auxiliary instance.

Action: Exit RMAN session and then connect to auxiliary instance using command line or CONNECT AUXILIARY command with a password.

RMAN-05101: Point-in-Time Recovery without CATALOG and TARGET not open requires that UNDO TABLESPACE is specified

Cause: A Point-in-Time Recovery was attempted when target database was not open without connection to a recovery catalog. It is necessary that the list of tablespaces with undo segments is provided with the UNDO TABLESPACE clause.

Action: Retry the command specifying the list of tablespaces with undo segments using the UNDO TABLESPACE clause.

RMAN-05102: auxiliary instance must be in the NOMOUNT state for Pluggable Database Point-in-Time Recovery

Cause: The Auxiliary instance was not in the NOMOUNT state.

Action: Put the auxiliary instance into the NOMOUNT state.

RMAN-05103: aborting Pluggable Database Point-in-Time Recovery

Cause: Previously encountered error(s) were issued which require corrective action.

Action: Resolve the error conditions and then re-issue the RECOVER command.

RMAN-05104: Specifying more than one Pluggable Databases is not supported

Cause: The command was attempted on more than one Pluggable Databases. This is not supported.

Action: Separate the task into multiple RMAN commands so that each command operates on one Pluggable Database.

RMAN-05105: Specifying *string* database is not supported.

Cause: This operation was not supported for the Pluggable Database that was specified in the command.

Action: None. This is an informational message only.

RMAN-05106: datafile *string* conflicts with file used by database *string*

Cause: RMAN attempted to use the specified data file number as a restore destination, but this data file number was already in use by the specified database.

Action: Resolve the conflict and retry the command.

RMAN-05107: AUXILIARY DESTINATION option is not specified

Cause: The AUXILIARY DESTINATION option was not specified for Pluggable Database Point-in-Time Recovery or Flashback Pluggable Database. This is a mandatory option for these commands unless Fast Recovery Area is used.

Action: Specify the AUXILIARY DESTINATION option and retry the command.

RMAN-05108: Command is not supported for pluggable database

Cause: Pluggable database specified for this command. This is not supported.

Action: None - informational message only

RMAN-05109: UNTIL SCN (*string*) is orphan incarnation of Pluggable Database *string*

Cause: Specified UNTIL CHANGE was an orphan incarnation of the Pluggable Database.

Action: Check the UNTIL CHANGE or UNTIL RESTORE POINT. If the database needs to be restored to an orphan incarnation, use the RESET PLUGGABLE DATABASE command.

RMAN-05110: Pluggable Database *string* must be closed.

Cause: Pluggable Database Point-in-Time Recovery or Flashback Pluggable Database was attempted while the Pluggable Database was open.

Action: Close the Pluggable Database and Retry the Command.

RMAN-05111: Pluggable Database Point-in-Time Recovery is not supported for standby

Cause: Pluggable Database Point-in-Time Recovery was attempted on standby. This is not supported.

Action: None - informational message only.

RMAN-05112: table "*string*."*string*" already exists

Cause: The specified table was present in the dictionary in the target database.

Action: Verify the name of the schema and table, or change the table name using the REMAP option and retry the command.

RMAN-05113: import completed with errors; Oracle Data Pump dump file *string* is retained

Cause: Import completed with errors.

Action: See Data Pump Import output for details of the problem.

RMAN-05114: datafile *string* name *string* is already used by datafile *string*

Cause: RMAN attempted to use the specified data file name as a restore destination for the indicated data file, but this data file name was already in use by the specified database. This can happen during pluggable database point-in-time recovery to recover a dropped tablespace whose data file name was already in use by a pluggable database.

Action: Add a SET NEWNAME command prior to the RESTORE or RECOVER command to specify the restore destination for this file.

RMAN-05115: Cross-platform INSTANT RESTORE is not supported.

Cause: An instant restore was specified using a data file copy from a different platform.

Action: Specify a different data file copy that is formatted for the same platform where the restore is taking place.

RMAN-05116: feature was not enabled: *string*

Cause: The specified feature is not enabled.

Action: Do not attempt to use this feature.

RMAN-05117: archive logs missing from SCN *string* to SCN *string*

Cause: Archive logs were missing for the SCN range.

Action: Backup the missing archive logs for a successful recovery.

RMAN-05118: recovery will be done up to SCN *string*

Cause: This is an informational message only.

Action: No action is required.

RMAN-05119: recovery can not be done to a consistent state.

Cause: No archive logs or backups were found.

Action: Backup archive logs for a successful recovery.

RMAN-05120: failed to open the wallet for restore

Cause: An error occurred while opening the wallet with the specified password.

Action: Ensure that the wallet is configured properly and a correct password is specified.

RMAN-05121: decryption password set for *string* database

Cause: This is an informational message only.

Action: No action is required.

RMAN-05122: there is insufficient disk space to perform this table recovery

Cause: Disk space required to perform restore exceeds the space available.

Action: Free the disk space or add more storage.

RMAN-05123: skipping data file *number* because it is not a plugged in data file

Cause: A RESTORE or RECOVER command omitted processing the indicated data file because it was not a plugged in data file.

Action: No action is required.

RMAN-05124: cannot specify *string* clause with PREPLUGIN option

Cause: The specified option was used for a PREPLUGIN data file restore or recover command. This is not supported.

Action: Remove the option and resubmit the command.

RMAN-05126: cannot specify FROM SPARSE or FROM NONSPARSE option for active duplicate

Cause: Either the FROM SPARSE or FROM NONSPARSE option was specified for an active duplicate. The option is only allowed for nonactive duplicate.

Action: Remove the FROM SPARSE or FROM NONSPARSE option and rerun the command.

RMAN-05127: cannot specify FROM SPARSE or FROM NONSPARSE option for restore from service

Cause: Either the FROM SPARSE or FROM NONSPARSE option was specified for a restore from service.

Action: Remove the FROM SPARSE or FROM NONSPARSE option and rerun the command.

RMAN-05128: cannot specify FROM SPARSE or FROM NONSPARSE option for normal recovery

Cause: Either the FROM SPARSE or FROM NONSPARSE option was specified for a normal recovery.

Action: Remove the FROM SPARSE or FROM NONSPARSE option and rerun the command.

RMAN-05129: cannot specify FROM SPARSE or FROM NONSPARSE option for instant restore

Cause: Either the FROM SPARSE or FROM NONSPARSE option was specified for an instant restore.

Action: Remove the FROM SPARSE or FROM NONSPARSE option and rerun the command.

RMAN-05130: cannot specify FROM SPARSE or FROM NONSPARSE option for cross-platform restore

Cause: Either the FROM SPARSE or FROM NONSPARSE option was specified for an ordinary restore with cross-platform caluse.

Action: Remove the FROM SPARSE or FROM NONSPARSE option and rerun the command.

RMAN-05131: cannot specify FROM SPARSE or FROM NONSPARSE option for non datafile restore

Cause: Either the FROM SPARSE or FROM NONSPARSE option was specified for restoring a non data file.

Action: Remove the FROM SPARSE or FROM NONSPARSE option and rerun the command.

RMAN-05133: cannot specify SPARSE or NONSPARSE option in proxy backup

Cause: Either the SPARSE or the NONSPARSE option was specified for a proxy backup.

Action: Remove the SPARSE or NONSPARSE option and rerun the command.

RMAN-05134: cannot specify SPARSE or NONSPARSE option in incremental backup

Cause: Either the SPARSE or NONSPARSE option was specified for an incremental backup.

Action: Remove the SPARSE or NONSPARSE option and rerun the command.

RMAN-05135: incompatible use of SPARSE or NONSPARSE option in backup

Cause: An attempt to specify the SPARSE or NONSPARSE option in the BACKUP AS command failed. The BACKUP AS command can only be used to take non-cross-platform FULL or LEVEL 0 backups of data files. However, the option is prohibited for taking inconsistent backups of data files.

Action: Remove the SPARSE or NONSPARSE option or modify the BACKUP command and device configuration.

RMAN-05136: UNTIL cannot be used with PREPLUGIN option

Cause: An UNTIL command was in effect or an UNTIL clause was specified for a PREPLUGIN data file restore or recover command. This is not supported.

Action: Remove the UNTIL clause or command and resubmit the command.

RMAN-05137: destination for foreign data file not specified in RESTORE

Cause: During restoration of a foreign data file, either the destination was not provided using the FORMAT option in the RESTORE command or Oracle Managed Files (OMF) were not configured.

Action: Configure OMF or provide a foreign data file destination using the FORMAT option in the RESTORE command.

RMAN-05138: UNTIL AVAILABLE REDO can only be used with the keyword DATABASE

Cause: UNTIL AVAILABLE REDO was specified with keywords DATAFILE, TABLESPACE or PLUGGABLE DATABASE.

Action: Specify RECOVER DATABASE UNTIL AVAILABLE REDO to recover the whole database.

RMAN-05139: incompatible use of AS ENCRYPTED or AS DECRYPTED option in restore

Cause: An attempt to specify the AS ENCRYPTED or AS DECRYPTED option in a RESTORE command failed. AS ENCRYPTED and AS DECRYPTED can only be specified for tablespace and database objects.

Action: Remove AS ENCRYPTED or AS DECRYPTED or specify a tablespace or the full database as the restore object.

RMAN-05140: cannot perform flashback PDB or PDB PITR across undo switch SCN

Cause: An attempt to flashback a pluggable database (PDB) or a PDB point-in-time recovery (PITR) across an undo switch system change number (SCN) failed.

Action: Flashback or PITR to an SCN or time after the undo switch SCN.

RMAN-05141: target database must be opened for flashback PDB or PDB point-in-time recovery

Cause: The target database was not opened.

Action: Open the database.

RMAN-05142: skipping excluded pluggable database *string* data files

Cause: An RMAN command such as BACKUP, DUPLICATE, FLASHBACK, RECOVER, RESTORE has omitted processing data files belonging to the indicated pluggable database (PDB). This was because the data files belong to the PDB that has been marked excluded from backup and restore operations.

Action: No action is required.

RMAN-05143: Command is not supported for excluded pluggable database *string*

Cause: Pluggable database specified for this command is excluded from backup and restore operations. This is not supported.

Action: None - informational message only.

RMAN-05144: schema *string* does not exist

Cause: The new schema required for remapping did not exist in the database.

Action: Either create the desired schema, or specify the name of a schema that already exists, and retry the command.

RMAN-05500: the auxiliary database must be not mounted when issuing a DUPLICATE command

Cause: A DUPLICATE command was issued, but the auxiliary database is mounted.

Action: Dismount the auxiliary database.

RMAN-05501: aborting duplication of target database

Cause: Previously encountered errors require corrective action.

Action: Resolve the error conditions, and reissue the DUPLICATE command.

RMAN-05502: the target database must be mounted when issuing a DUPLICATE command

Cause: A DUPLICATE command was issued, but the target database control file is not mounted.

Action: Mount the target database control file by issuing ALTER DATABASE MOUNT via Enterprise Manager or Server Manager.

RMAN-05503: at least one auxiliary channel must be allocated to execute this command

Cause: No auxiliary channels were allocated.

Action: Allocate an auxiliary channel.

RMAN-05504: at least two redo log files or groups must be specified for this command

Cause: Only one redo log file or group was specified

Action: Specify at least one more redo log file or group

RMAN-05505: auxiliary file name conversion of '*string*' exceeds maximum length of *string*

Cause: When the given file name is converted to the name used for the auxiliary database, the converted name is larger than the maximum allowed file name.

Action: Change initialization parameter DB_FILE_NAME_CONVERT to convert to a valid file name.

RMAN-05506: error during recursive execution

Cause: This message should be accompanied by other error message(s) indicating the cause of the error.

Action: Check the accompanying errors.

RMAN-05507: standby control file checkpoint (*string*) is more recent than duplication point-in-time (*string*)

Cause: A DUPLICATE FOR STANDBY command was issued, but the checkpoint of the control file is more recent than the last archived log or the specified point-in-time.

Action: If an explicit point-in-time was specified, change it to be at least the control file checkpoint; otherwise archive (and backup/copy) the current log.

RMAN-05510: Duplicate finished

Cause: This is an informational message only.

Action: No action is required.

RMAN-05511: Datafile *string* skipped by request

Cause: This is an informational message only.

Action: No action is required.

RMAN-05512: Tablespace *string* cannot be skipped from duplication

Cause: The SYSTEM and SYSAUX tablespaces were not included in the DUPLICATE DATABASE. They must be present.

Action: Remove the SYSTEM and/or SYSAUX tablespace from the SKIP list and retry the operation.

RMAN-05513: cannot duplicate, control file is not current or standby

Cause: Target database did not have a current or standby control file. DUPLICATE requires the target database to have a current or standby control file.

Action: Open database to make control file current or connect to a different database before retrying the command.

RMAN-05514: Tablespace *string* has undo information, cannot skip

Cause: All tablespaces that have undo information must be included in the duplication.

Action: Remove the specified tablespace from the SKIP list and retry the operation.

RMAN-05515: Duplicate for standby does not allow the use of SET UNTIL

Cause: A SET UNTIL clause was specified for the command.

Action: Remove the SET UNTIL clause and try again.

RMAN-05516: duplicate operand specified: *string*

Cause: The specified operand appears more than once in the same DUPLICATE option list

Action: Delete the duplicated operand.

RMAN-05517: tempfile *string* conflicts with file used by target database

Cause: RMAN attempted to use the specified tempfile as a restore destination in the auxiliary database, but this name was already in use by the target database.

Action: Use the SET NEWNAME FOR TEMPFILE command to specify a name for the indicated tempfile, making sure that the new name does not conflict with a file name in use by target database. Alternatively, use DB_FILE_NAME_CONVERT and retry the command.

RMAN-05518: Automatically adding tablespace *string*

Cause: This is an informational message only.

Action: No action is required.

RMAN-05519: warning: tablespace *string* is always included when duplicating

Cause: The SYSTEM and SYSAUX tablespaces were included in the DUPLICATE TABLESPACE command. They were automatically included by the command and did not need to be explicitly named.

Action: To avoid this warning,, remove the SYSTEM and/or SYSAUX tablespace from the tablespaces list and retry the operation.

RMAN-05520: database name mismatch, auxiliary instance has *string*, command specified *string*

Cause: The database name specified in the initialization parameter was not the same as the database name provided in the DUPLICATE command.

Action: Correct the database name in the command or adjust the database name of the auxiliary instance.

RMAN-05521: DUPLICATE without CATALOG and TARGET not open requires that UNDO TABLESPACE is specified

Cause: A DUPLICATE was attempted when target database was not open without connection to a recovery catalog. It is necessary that the list of tablespaces with undo segments is provided with the UNDO TABLESPACE clause.

Action: Retry the command specifying the list of tablespaces with undo segments using the UNDO TABLESPACE clause.

RMAN-05522: Skipping tablespace *string*

Cause: This is an informational message only.

Action: No action is required.

RMAN-05523: Tablespace *string* is read only and SKIP READONLY was specified

Cause: Conflicting parameters were provided.

Action: Remove SKIP READONLY or remove read-only tablespace from list of tablespaces to duplicate.

RMAN-05524: Tablespace *string* is offline

Cause: It was not possible to duplicate offline tablespaces.

Action: Remove offline tablespace from list or online tablespace to duplicate it.

RMAN-05525: SKIP TABLESPACE cannot be used when using DUPLICATE TABLESPACE

Cause: A SKIP TABLESPACE clause was specified for the command.

Action: Remove the SKIP TABLESPACE clause and try again.

RMAN-05526: datafile *number* not processed because file is OFFLINE IMMEDIATE

Cause: A DUPLICATE command omitted processing the indicated data file because it is offline immediate. The tablespace to which this data file belongs will also not be included. See message 5528.

Action: None, informational message only.

RMAN-05527: Tablespace *string* has one or more OFFLINE IMMEDIATE datafiles

Cause: It was not possible to duplicate a tablespace who had offline immediate tablespaces.

Action: Remove offending tablespace from list or recover data file which are offline immediate in the tablespace before attempting the command again.

RMAN-05528: datafile *number* not processed because file belongs to tablespace with one or more offline immediate datafile (*string*)

Cause: A DUPLICATE command omitted processing the indicated data file because it is part of a tablespace that has offline immediate data file. See message 5526.

Action: No action is required. This is an informational message only.

RMAN-05529: warning: DB_FILE_NAME_CONVERT resulted in invalid ASM names; names changed to disk group only.

Cause: It was not possible to convert ASM Oracle Managed Files names using DB_FILE_NAME_CONVERT parameter. RMAN changed these invalid names to the converted disk group name instead.

Action: No action is required. This is an informational message only. If the automatic change is incorrect, use one of the following options instead of using DB_FILE_NAME_CONVERT for ASM Oracle Managed Files: 1) use RMAN command SET NEWNAME for each Oracle Managed File. 2) set DB_CREATE_FILE_DEST initialization parameter in auxiliary instance and not specify DB_FILE_NAME_CONVERT.

RMAN-05530: an UNTIL TIME or SCN cannot be specified with FROM ACTIVE DATABASE

Cause: A DUPLICATE with FROM ACTIVE DATABASE was specified along with either a SET UNTIL statement or UNTIL clause on the command. This is not supported. A DUPLICATE FROM ACTIVE DATABASE always creates a copy as of the current time.

Action: Check the statement and remove the use of UNTIL.

RMAN-05531: a mounted database cannot be duplicated while datafiles are fuzzy

Cause: A DUPLICATE with FROM ACTIVE DATABASE command was specified while the database was mounted or open read-only. Unless the database is open read/write, the data files cannot be fuzzy.

Action: Open the database read/write, then shutdown cleanly before mounting.

RMAN-05532: PASSWORD FILE specified without FROM ACTIVE DATABASE

Cause: The PASSWORD FILE clause of the DUPLICATE command was specified but the FROM ACTIVE DATABASE clause was not. A password file can only be duplicated if the FROM ACTIVE DATABASE clause has been used.

Action: Remove the PASSWORD FILE clause from the command, or perform an online duplicate of the database by specifying the FROM ACTIVE DATABASE clause.

RMAN-05533: Command *string* is not supported on *string* database

Cause: The specified command is not supported on this type of database. The type of database can be STANDBY, CLONE, or RAC.

Action: Do not use the specified command against this database.

RMAN-05534: warning: LOG_FILE_NAME_CONVERT resulted in invalid ASM names; names changed to disk group only.

Cause: It was not possible to convert ASM Oracle Managed Files names using LOG_FILE_NAME_CONVERT parameter. RMAN changed these invalid names to the converted disk group name instead.

Action: If the automatic change is incorrect, use one of the following options instead of using LOG_FILE_NAME_CONVERT for ASM Oracle Managed Files: 1) Use the LOGFILE clause for online log files. 2) After DUPLICATE completes, create standby log files using the SQL ALTER DATABASE ADD STANDBY LOGFILE command.

RMAN-05535: warning: All redo log files were not defined properly.

Cause: It was not possible to define all the redo log files. This can occur when LOG_FILE_NAME_CONVERT initialization parameter is defined but fails to match all the names or causes names to be created that are not in valid directories.

Action: Query the V\$LOGFILE view to see what redo log files are defined after DUPLICATE has completed. Use the ALTER DATABASE RENAME FILE SQL command to correctly name the existing redo log files.

RMAN-05536: auxiliary logfile name *string* conflicts with a file used by the target database

Cause: RMAN attempted to use the specified logfile name as a standby redo log file in the auxiliary database, but this name was already in use by the target database.

Action: Use or alter LOG_FILE_NAME_CONVERT so that unique logfile names can be generated. Or wait for the command to complete and create standby logfiles using the SQL ALTER DATABASE ADD STANDBY LOGFILE command.

RMAN-05537: DUPLICATE without TARGET connection when auxiliary instance is started with spfile cannot use SPFILE clause

Cause: A DUPLICATE was attempted when the auxiliary database was started with a server parameter file and the SPFILE sub-clause was specified. RMAN cannot restore the server parameter file if the auxiliary database is already started with a server parameter file.

Action: Start the auxiliary database with a client parameter file or do not specify SPFILE sub-clause and retry.

RMAN-05538: warning: implicitly using DB_FILE_NAME_CONVERT

Cause: The duplicated SPFILE had DB_FILE_NAME_CONVERT set and it has been used to produce data file names for the new database.

Action: No action is required. This is an informational message only. If this behavior was not intended, then do not duplicate the server parameter file, or explicitly set DB_FILE_NAME_CONVERT in the DUPLICATE command and retry the operation.

RMAN-05539: DUPLICATE TARGET DATABASE cannot be used without connecting to the TARGET

Cause: A DUPLICATE TARGET DATABASE was attempted and no connection to the TARGET database was established.

Action: Connect to TARGET or use DATABASE <db_name> clause.

RMAN-05540: no archived logs found in repository for database *string*

Cause: Recovery catalog did not have archived log records for the specified database. If database is running in NOARCHIVELOG mode, then specify NOREDO.

Action: Specify NOREDO for NOARCHIVELOG databases. Cannot duplicate an ARCHIVELOG database unless the recovery catalog or target database control file has archived redo log information about it.

RMAN-05541: no archived logs found in target database

Cause: Target database was running in archived log mode, but control file did not have any archived log records.

Action: Archive current log before retrying command.

RMAN-05542: Only UNTIL TIME can be used with DUPLICATE without TARGET and CATALOG connections

Cause: A DUPLICATE without TARGET and CATALOG connections was attempted specifying an UNTIL clause that was not TIME based.

Action: Retry the command with an UNTIL TIME clause or without an UNTIL clause.

RMAN-05543: DUPLICATE without TARGET connection requires that DATABASE is specified

Cause: A DUPLICATE without TARGET connection was attempted without specifying the database to duplicate.

Action: Retry the command specifying the DATABASE to duplicate.

RMAN-05544: Cannot specify ACTIVE DATABASE when not connected to target database

Cause: DUPLICATE from ACTIVE DATABASE required a connection to the target database.

Action: Connect to target database or remove from ACTIVE DATABASE and retry the command.

RMAN-05545: warning: Until SCN *string* is ahead of SCN of last full resync of recovery catalog: *string*

Cause: The specified point-in-time for duplication without a target connection was ahead of the last time that the data file information was resynced to the recovery catalog. Information about offline and read-only data files might be incorrect.

Action: If duplication fails due to incorrectly identified offline and/or read-only data files, specify a point-in-time before the last resync of the recovery catalog and retry the command. Or perform full resync of the target database and retry the command.

RMAN-05546: DUPLICATE without TARGET and CATALOG connections requires that BACKUP LOCATION is specified

Cause: A DUPLICATE without TARGET and CATALOG connections was attempted without specifying BACKUP LOCATION.

Action: Retry the command specifying a BACKUP LOCATION.

RMAN-05547: Checking that duplicated tablespaces are self-contained

Cause: This is an informational message only.

Action: No action is required.

RMAN-05548: The set of duplicated tablespaces is not self-contained

Cause: A DUPLICATE TABLESPACE has specified a set of tablespaces that cannot function independently.

Action: Retry the command without incomplete tablespaces or add other tablespaces to make the set self-contained.

RMAN-05549: The following SYS objects were found in skipped tablespaces

Cause: This is an informational message only.

Action: No action required.

RMAN-05550: TARGET database not open, cannot verify that set of tablespaces being duplicated does not have SYS objects

Cause: This is an informational message only.

Action: No action is required.

RMAN-05551: Not connected to TARGET, cannot verify that set of tablespaces being duplicated does not have SYS objects

Cause: This is an informational message only.

Action: No action is required.

RMAN-05552: Object *string* on tablespace *string*

Cause: A SYS object was found in one of the skipped tablespaces.

Action: Remove object if possible or include tablespace in duplicated tablespaces.

RMAN-05553: SYS objects in skipped tablespaces prevent duplication

Cause: Objects owned by SYS were found in the tablespaces that would not be duplicated.

Action: If using SKIP TABLESPACE, do not skip tablespaces that contain SYS objects. If using DUPLICATE TABLESPACE, make sure to specify all tablespaces containing SYS objects.

RMAN-05554: cannot specify INCARNATION when duplicating without TARGET and CATALOG connections

Cause: A DUPLICATE without TARGET and CATALOG connections was attempted when INCARNATION was also specified.

Action: Retry the command without specifying INCARNATION.

RMAN-05555: Not connected to TARGET or TARGET not open, cannot verify that subset of tablespaces is self-contained

Cause: This is an informational message only.

Action: No action is required.

RMAN-05556: not all datafiles have backups that can be recovered to SCN *string*

Cause: One or more data files being duplicated could not be restored as no available backups were found.

Action: Change the system change number (SCN) or make backups available for the specified data files and retry the command.

RMAN-05557: Target instance not started with server parameter file

Cause: SPFILE clause was used but target instance was not started with a server parameter file.

Action: Do not specify SPFILE clause, or restart target instance with server parameter file.

RMAN-05558: Must specify DB_UNIQUE_NAME with FOR STANDBY clause

Cause: A DUPLICATE FOR STANDBY ... SPFILE command was issued but DB_UNIQUE_NAME was not provided for the standby database.

Action: Specify a DB_UNIQUE_NAME in the SPFILE clause for the standby database.

RMAN-05559: error converting parameter *string*, string larger than *number*

Cause: While attempting to apply a PARAMETER_VALUE_CONVERT to the specified parameter value, the resulting string exceeded the maximum length for a value.

Action: Change the PARAMETER_VALUE_CONVERT so that, when converting the parameter, the maximum length is not reached.

RMAN-05560: Using previous duplicated file *string* for datafile *number* with checkpoint SCN of *string*

Cause: A data file copy from a previous duplicate attempt matching the duplicate name requested was found for the specified data file and will be used instead of restoring the data file from a backup.

Action: No action needed unless this behavior is not desired. In that case, either use a different name for the data file or use NORESUME to avoid using previous data file copies for all the data files.

RMAN-05561: CATALOG did not return information about tablespaces with undo segments

Cause: A DUPLICATE with no target connection was attempted, but the recovery catalog did not have information about the tablespaces with undo segments at the specified point in time. It is necessary that the list of tablespaces with undo segments is provided with the UNDO TABLESPACE clause.

Action: Retry the command specifying the list of tablespaces with undo segments using the UNDO TABLESPACE clause.

RMAN-05562: SPFILE backup not found for database *string* with DBID *number* created before *string* in *string*

Cause: RMAN could not locate a backup of the SPFILE in the specified location that satisfied the specified parameters.

Action: Change the parameters, or provide a different location and retry the command.

RMAN-05563: SPFILE backup not found for database with DBID *number* created before *string* in *string*

Cause: RMAN could not locate a backup of the SPFILE in the specified location that satisfied the specified parameters.

Action: Change the parameters, or provide a different location and retry the command.

RMAN-05564: SPFILE backup not found for database *string* created before *string* in *string*

Cause: RMAN could not locate a backup of the SPFILE in the specified location that satisfied the specified parameters.

Action: Change the parameters, or provide a different location and retry the command.

RMAN-05565: SPFILE backup created before *string* not found in *string*

Cause: RMAN could not locate a backup of the SPFILE in the specified location that satisfied the specified parameters.

Action: Change the parameters, or provide a different location and retry the command.

RMAN-05566: SPFILE backup not found for database *string* with DBID *number* in *string*

Cause: RMAN could not locate a backup of the SPFILE in the specified location that satisfied the specified parameters.

Action: Change the parameters, or provide a different location and retry the command.

RMAN-05567: SPFILE backup not found for database with DBID *number* in *string*

Cause: RMAN could not locate a backup of the SPFILE in the specified location that satisfied the specified parameters.

Action: Change the parameters, or provide a different location and retry the command.

RMAN-05568: SPFILE backup not found for database *string* in *string*

Cause: RMAN could not locate a backup of the SPFILE in the specified location that satisfied the specified parameters.

Action: Change the parameters, or provide a different location and retry the command.

RMAN-05569: SPFILE backup not found in *string*

Cause: RMAN could not locate a backup of the SPFILE in the specified location.

Action: Provide a different location and retry the command.

RMAN-05570: Duplicate for standby does not allow the use of LOGFILE

Cause: A LOGFILE clause was specified for the command.

Action: Remove the LOGFILE clause and try again.

RMAN-05571: DORECOVER specified for non standby duplication

Cause: A DORECOVER clause was specified and the duplicate did not specify FOR STANDBY.

Action: Remove the DORECOVER clause or add FOR STANDBY and try again.

RMAN-05572: Controlfile backup not found for database *string* with DBID *number* created before *string* in *string*

Cause: RMAN could not locate a backup of the control file in the specified location that satisfied the specified parameters.

Action: Change the parameters, or provide a different location and retry the command.

RMAN-05573: CONTROLFILE backup not found for database with DBID *number* created before *string* in *string*

Cause: RMAN could not locate a backup of the control file in the specified location that satisfied the specified parameters.

Action: Change the parameters, or provide a different location and retry the command.

RMAN-05574: CONTROLFILE backup not found for database *string* created before *string* in *string*

Cause: RMAN could not locate a backup of the control file in the specified location that satisfied the specified parameters.

Action: Change the parameters, or provide a different location and retry the command.

RMAN-05575: CONTROLFILE backup created before *string* not found in *string*

Cause: RMAN could not locate a backup of the control file in the specified location that satisfied the specified parameters.

Action: Change the parameters, or provide a different location and retry the command.

RMAN-05576: CONTROLFILE backup not found for database *string* with DBID *number* in *string*

Cause: RMAN could not locate a backup of the control file in the specified location that satisfied the specified parameters.

Action: Change the parameters, or provide a different location and retry the command.

RMAN-05577: CONTROLFILE backup not found for database with DBID *number* in *string*

Cause: RMAN could not locate a backup of the control file in the specified location that satisfied the specified parameters.

Action: Change the parameters, or provide a different location and retry the command.

RMAN-05578: CONTROLFILE backup not found for database *string* in *string*

Cause: RMAN could not locate a backup of the control file in the specified location that satisfied the specified parameters.

Action: Change the parameters, or provide a different location and retry the command.

RMAN-05579: CONTROLFILE backup not found in *string*

Cause: RMAN could not locate a backup of the control file in the specified location.

Action: Provide a different location and retry the command.

RMAN-05580: Duplicate for standby does not allow the use of SKIP READONLY

Cause: A SKIP READONLY clause was specified for the command.

Action: Remove the SKIP READONLY clause and try again.

RMAN-05581: Duplicate for standby does not allow the use of SKIP TABLESPACE

Cause: A SKIP TABLESPACE clause was specified for the command.

Action: Remove the SKIP TABLESPACE clause and try again.

RMAN-05582: Duplicate for standby does not allow the use of OPEN RESTRICTED

Cause: An OPEN RESTRICTED clause was specified for the command.

Action: Remove the OPEN RESTRICTED clause and try again.

RMAN-05583: Duplicate for standby does not allow the use of TABLESPACE

Cause: A TABLESPACE clause was specified for the command.

Action: Remove the TABLESPACE clause and try again.

RMAN-05584: Duplicate for standby does not allow the use of NOREDO

Cause: A NOREDO clause was specified for the command.

Action: Remove the NOREDO clause and try again.

RMAN-05585: Duplicate for standby does not allow the use of UNDO TABLESPACE

Cause: A UNDO TABLESPACE clause was specified for the command.

Action: Remove the UNDO TABLESPACE clause and try again.

RMAN-05586: The following materialized objects were found in skipped tablespaces

Cause: This is an informational message only.

Action: No action required.

RMAN-05587: Materialized table *string* on tablespace *string*

Cause: A materialized table was found in one of the skipped tablespaces.

Action: Remove object if possible or include tablespace in duplicated tablespaces.

RMAN-05588: Materialized index *string* on tablespace *string*

Cause: A materialized index was found in one of the skipped tablespaces.

Action: Remove object if possible or include tablespace in duplicated tablespaces.

RMAN-05589: Materialized objects in skipped tablespaces prevent duplication

Cause: Materialized objects found in the tablespaces that would not be duplicated.

Action: If using SKIP TABLESPACE, do not skip tablespaces that contain materialized objects. If using DUPLICATE TABLESPACE, make sure to specify all tablespaces containing SYS objects.

RMAN-05590: Reenabling controlfile options for auxiliary database

Cause: This is an informational message only.

Action: No action is required.

RMAN-05591: Ignoring error, reattempt command after duplicate finishes

Cause: A sql error was received during the execution of command.

Action: Check the accompanying errors.

RMAN-05592: Dropping offline and skipped tablespaces

Cause: This is an informational message only.

Action: No action is required.

RMAN-05593: Could not drop tablespace *string* due to constraints, will reattempt removal after other tablespaces are removed

Cause: This is an informational message only.

Action: No action is required.

RMAN-05594: Could not drop tablespace *string* due to constraints

Cause: The tablespace failed to be dropped several times, no more attempts will be made.

Action: Drop the tablespace manually after duplicate finishes.

RMAN-05595: Leaving database unopened, as requested

Cause: User requested that the new database was not open.

Action: After the database is opened with resetlogs you might want to: - Catalog data file copies of read-only data files - Switch read-only data files to the cataloged data file copies - Online read-only tablespaces - Drop skipped tablespaces - Enable supplemental logging - Enable force logging - Enable change tracking

RMAN-05596: Error while removing created server parameter file

Cause: Server parameter file was not deleted. This message should be accompanied by other error message(s) indicating the cause of the error.

Action: Check the accompanying errors. Remove file manually.

RMAN-05597: Database started with server parameter file and PFILE clause used in command

Cause: A PFILE clause was specified for duplicate command, but database was started with a server parameter file causing a conflict.

Action: Remove PFILE clause from command or restart database without using a server parameter file.

RMAN-05598: SPFILE and PFILE clause specified in command

Cause: SPFILE and PFILE clauses were specified for duplicate command causing a conflict.

Action: Remove either one of the clauses and retry the command.

RMAN-05599: PASSWORD clause is not needed when duplicating for standby database from active database

Cause: PASSWORD clause was specified when creating a standby database from active database. This is not needed, it is automatic.

Action: No action is required. This is an informational message only.

RMAN-05600: Cannot specify UNTIL clause when duplicating from active database

Cause: An UNTIL clause in the command or with a SET UNTIL was in effect for an active database duplication.

Action: Remove UNTIL clause and reattempt duplication.

RMAN-05601: Failed to restore original settings to server parameter file

Cause: An error was received while duplicating the database after the server parameter file was modified by RMAN. An attempt was made to restore original settings to the server parameter file, but the original error was such that it was not possible to restore the settings.

Action: Before reattempting database duplication, the server parameter file needs to be fixed manually with the original values.

RMAN-05602: restarting auxiliary database without server parameter file

Cause: This is an informational message only.

Action: No action is required.

RMAN-05603: not connected to target database with a net service name

Cause: A command that restores files to the auxiliary instance from the target instance was requested. Such a command requires that a net service name be present in the connect string used to connect to the target instance.

Action: Exit RMAN session and then connect to target database using command line or CONNECT TARGET command with a net service name in the connect string. That service name must be valid on the auxiliary instance.

RMAN-05604: Cannot specify SECTION SIZE together with USING COPY

Cause: A SECTION SIZE clause was specified for the command. This option is valid only when USING BACKUPSET or USING COMPRESSED BACKUPSET option is specified.

Action: Remove the SECTION SIZE clause or specify USING BACKUPSET option and try again.

RMAN-05605: Cannot specify USING option when not using ACTIVE DATABASE option

Cause: A USING clause was specified for the command. This option is valid only when ACTIVE DATABASE option is specified.

Action: Remove USING option or specify ACTIVE DATABASE option and try again.

RMAN-05606: Cannot specify SECTION SIZE when not using ACTIVE DATABASE option

Cause: A SECTION SIZE clause was specified for the command. This option is valid only when ACTIVE DATABASE option is used.

Action: Remove SECTION SIZE option or specify ACTIVE DATABASE option and try again.

RMAN-05607: Cannot remove created server parameter file

Cause: Duplicate created a server parameter file that could not be removed because no client parameter file was provided for the command.

Action: Remove manually the created server parameter file.

RMAN-05608: Tablespace *string* cannot be dropped due to partitioned table

Cause: A partitioned table was contained in the tablespaces that were not included in the new database, however the tablespaces cannot be dropped until the table is dropped.

Action: Manually drop the partitioned table and then the tablespaces.

RMAN-05609: Must specify a username for target connection when using active duplicate

Cause: An active duplication was attempted but no username was provided in the connection to the target database.

Action: Specify a username when connecting to the target and retry the operation.

RMAN-05610: Must specify a username for auxiliary connection when using active duplicate

Cause: An active duplication was attempted but no username was provided in the connection to the auxiliary database.

Action: Specify a username when connecting to the auxiliary and retry the operation.

RMAN-05611: Usernames for target and auxiliary connections must be the same when using active duplicate

Cause: An active duplication was attempted but the usernames provided in the connection to the target and auxiliary database are not the same.

Action: Specify the same username when connecting to the target and the auxiliary database and retry the operation.

RMAN-05612: Must specify a password for target connection when using active duplicate

Cause: An active duplication was attempted but no password was provided in the connection to the target database.

Action: Specify a password when connecting to the target and retry the operation.

RMAN-05613: Must specify a password for auxiliary connection when using active duplicate

Cause: An active duplication was attempted but no password was provided in the connection to the auxiliary database.

Action: Specify a password when connecting to the auxiliary and retry the operation.

RMAN-05614: Passwords for target and auxiliary connections must be the same when using active duplicate

Cause: An active duplication was attempted but the passwords provided in the connection to the target and auxiliary database are not the same.

Action: Specify the same password when connecting to the target and the auxiliary database and retry the operation.

RMAN-05615: SKIP and DUPLICATE PLUGGABLE DATABASE cannot be used together

Cause: SKIP PLUGGABLE DATABASE and DUPLICATE PLUGGABLE DATABASE were both specified in the same command. These options are incompatible and cannot be used together.

Action: Remove one of the incompatible options and retry the command.

RMAN-05616: pluggable database *string* cannot be skipped from duplication

Cause: The CDB\$ROOT and PDB\$SEED databases were not included in the DUPLICATE DATABASE. They must be present.

Action: Remove the CDB\$ROOT and PDB\$SEED database from the SKIP list and retry the operation.

RMAN-05617: duplicate operand DUPLICATE TABLESPACE *string* and PLUGGABLE DATABASE *string*

Cause: The specified operand refers to same PLUGGABLE DATABASE in the DUPLICATE option list.

Action: Delete the duplicate operand and retry the command.

RMAN-05618: duplicate operand SKIP TABLESPACE *string* and PLUGGABLE DATABASE *string*

Cause: The specified operand refers to same PLUGGABLE DATABASE in the DUPLICATE option list.

Action: Delete the duplicate operand and retry the command.

RMAN-05619: SKIP PLUGGABLE DATABASE cannot be used with DUPLICATE TABLESPACE

Cause: A SKIP PLUGGABLE DATABASE clause was specified for the command.

Action: Remove the SKIP PLUGGABLE DATABASE clause and try again.

RMAN-05620: Skipping pluggable database *string*

Cause: This is an informational message only.

Action: No action is required.

RMAN-05621: password file location could not be found for the target database

Cause: The password file location did not exist for the target database instance.

Action: Set the password file location for the target database instance.

RMAN-05622: password file location could not be found for the auxiliary database

Cause: The password file location did not exist for the auxiliary database instance.

Action: Set the password file location for the auxiliary database instance.

RMAN-05623: number of patterns (*number*) to PARAMETER_VALUE_CONVERT must be even

Cause: An uneven number of patterns was specified.

Action: Specify one more or one less pattern.

RMAN-05624: data file name not found in the repository for data file number=*number*

Cause: The data file name corresponding to the specified data file number was not found in the control file or recovery catalog.

Action: Use the SET NEWNAME command for data file whose name is not found in the repository and rerun the command.

RMAN-06000: could not open recovery manager library file: *string*

Cause: The "recover.bsq" file could not be opened.

Action: Check that the file was installed correctly and that the user running RMAN has authority to read the file.

RMAN-06001: error parsing job step library

Cause: A syntax error was encountered while parsing "recover.bsq".

Action: Ensure that the correct version of the file is installed and that it has not been modified in any way.

RMAN-06002: command not allowed when not connected to a recovery catalog

Cause: A command that is allowed only when a recovery catalog connect string was supplied was attempted.

Action: Avoid using the command, or restart RMAN and supply a recovery catalog connect string via the CATALOG parameter.

RMAN-06003: ORACLE error from target database: *\nstring*

Cause: This message should be accompanied by other error message(s) indicating the cause of the error.

Action: Check the accompanying errors.

RMAN-06004: ORACLE error from recovery catalog database: *string*

Cause: This message should be accompanied by other error message(s) indicating the cause of the error.

Action: Check the accompanying errors.

RMAN-06005: connected to target database: *string* (DBID=*string*)

Cause: This is an informational message only.

Action: No action is required.

RMAN-06006: connected to target database: *string* (not mounted)

Cause: This is an informational message only.

Action: No action is required.

RMAN-06007: target database not mounted and db_name not set in init.ora

Cause: The target database has not mounted the control file, and its "init.ora" file does not specify the DB_NAME parameter.

Action: MOUNT the target database, or add the DB_NAME parameter to its "init.ora" and restart the instance.

RMAN-06008: connected to recovery catalog database

Cause: This is an informational message only.

Action: No action is required.

RMAN-06009: using target database control file instead of recovery catalog

Cause: This is an informational message only.

Action: No action is required.

RMAN-06010: error while looking up datafile: *string*

Cause: An error occurred while looking up the specified data file in the recovery catalog or target database control file.

Action: This error is accompanied by other errors describing the reason for the failure. Ensure that the file name is entered correctly. If the data file was added recently, then a RESYNC CATALOG must be done to update the recovery catalog.

RMAN-06011: invalid level specified: *number*

Cause: An invalid incremental backup level was specified.

Action: Incremental backup level must be between 0 and 4.

RMAN-06012: channel: *string* not allocated

Cause: A RELEASE command was found for a channel identifier that was not yet allocated.

Action: Correct the channel identifier, or add an ALLOCATE CHANNEL command.

RMAN-06013: duplicate channel identifier found: *string*

Cause: A channel identifier was reused without first releasing the channel.

Action: Add a RELEASE CHANNEL command.

RMAN-06014: command not implemented yet: *string*

Cause: Not all commands are implemented for the beta release.

Action: Avoid using the command.

RMAN-06015: error while looking up datafile copy name: *string*

Cause: An error occurred while looking up the specified data file copy name in the recovery catalog or target database control file.

Action: This error is accompanied by other errors describing the reason for the failure. Ensure that the file name is entered correctly. If the data file copy was created when the recovery catalog was not available, then a RESYNC CATALOG must be done to update the recovery catalog.

RMAN-06016: duplicate backup operand specified: *string*

Cause: The specified operand appears more than once in the same backup specifier or backup command.

Action: Delete the duplicated operand.

RMAN-06017: initialization of parser failed

Cause: The parser package initialization routine returned an error.

Action: This message should be accompanied by other error message(s) indicating the cause of the error.

RMAN-06018: duplicate operand specified in backup specification: *string*

Cause: A backup specification operand appears more than once in a backup specification.

Action: Delete the duplicate operand.

RMAN-06019: could not translate tablespace name "*string*"

Cause: An error occurred while looking up the specified tablespace name in the recovery catalog or target database control file.

Action: This error is accompanied by other errors describing the reason for the failure. Ensure that the tablespace is entered correctly. If the tablespace was added recently, then a RESYNC CATALOG must be done to update the recovery catalog.

RMAN-06020: connected to auxiliary database (not started)

Cause: This is an informational message only.

Action: No action is required.

RMAN-06021: FROM DATAFILECOPY/BACKUPSET may not be specified with archived logs

Cause: The FROM DATAFILECOPY/BACKUPSET option applies only to data file and control file restores.

Action: Use this option only for data file and control file restores.

RMAN-06022: invalid level specified for image copy: *number*

Cause: An invalid incremental backup level was specified for an image copy.

Action: Incremental backup level must be 0 for image copies.

RMAN-06023: no backup or copy of datafile *number* found to restore

Cause: A data file, tablespace, or database restore could not proceed because no backup or copy of the indicated file was found. It may be the case that a backup or copy of this file exists but does not satisfy the criteria specified in the user's restore operands.

Action: None - this is an informational message. See message 6026 for further details.

RMAN-06024: no backup or copy of the control file found to restore

Cause: A control file restore could not proceed because no backup or copy of the control file was found. It may be the case that a backup or copy of this file exists but does not satisfy the criteria specified in the user's restore operands.

Action: None - this is an informational message. See message 6026 for further details.

RMAN-06025: no backup of archived log for thread *number* with sequence *number* and starting SCN of *string* found to restore

Cause: An archived log restore could not proceed because no backup of the indicated archived log was found. It may be the case that a backup of this file exists but does not satisfy the criteria specified in the user's restore operands.

Action: None - this is an informational message. See message 6026 for further details.

RMAN-06026: some targets not found - aborting restore

Cause: Some of the files specified for restore could not be found. Message 6023, 6024, or 6025 is also issued to indicate which files could not be found. Some common reasons why a file can not be restored are that there is no backup or copy of the file that is known to recovery manager, or there are no backups or copies that fall within the criteria specified on the RESTORE command, or some data file copies have been made but not cataloged.

Action: The Recovery Manager LIST command can be used to display the backups and copies that Recovery Manager knows about. Select the files to be restored from that list.

RMAN-06027: no archived logs found that match specification

Cause: An archived log record specifier did not match any archived logs in the recovery catalog or target database control file.

Action: Resubmit the command with a different archived log record specifier. The Recovery Manager (RMAN) LIST command can be used to display all archived logs that RMAN knows about.

RMAN-06028: duplicate operand specified in restore specification: *string*

Cause: The CHANNEL, TAG, FROM, PARMS, VALIDATE, DEVICE TYPE, CHECK READONLY or DB_UNIQUE_NAME option was specified more than once in the restore command or in one of the restore specifications.

Action: Correct and resubmit the command.

RMAN-06029: the control file may be included only in a datafile backup set

Cause: The "include current/standby control file" option was specified for an archived log backup set.

Action: Use this option only for data file backup sets.

RMAN-06030: the DELETE [ALL] INPUT option may not be used with a datafile backup set

Cause: The DELETE [ALL] INPUT option was specified for a backup that contains the current control file or data file.

Action: Remove the option and resubmit the command.

RMAN-06031: could not translate database keyword

Cause: An error was received when calling DBMS_RCVMAN

Action: This message should be accompanied by other error message(s) indicating the cause of the error.

RMAN-06032: at least 1 channel of TYPE DISK must be allocated to execute a COPY command

Cause: No channel of TYPE DISK was allocated.

Action: Allocate a channel of TYPE DISK and re-issue the command.

RMAN-06033: channel *string* not allocated

Cause: An rman command requests a specific channel, but the requested channel has not been allocated.

Action: ALLOCATE the channel, or correct the channel identifier.

RMAN-06034: at least 1 channel must be allocated to execute this command

Cause: No channels were allocated.

Action: ALLOCATE a channel.

RMAN-06035: wrong version of recover.bsq, expecting *string*, found *string*

Cause: The "recover.bsq" file is incompatible with the RMAN executable.

Action: Install the correct version of recover.bsq.

RMAN-06036: datafile *number* is already restored to file *string*

Cause: A SET NEWNAME command was issued to restore a data file to a location other than the original data file, and Recovery Manager determined that the best candidate for restoring the file is the data file copy with the same name, therefore the file is already restored and no action need be taken.

Action: None - this is an informational message.

RMAN-06038: recovery catalog package detected an error

Cause: A call to DBMS_RCVMAN returned an error.

Action: This message should be accompanied by other error message(s) indicating the cause of the error.

RMAN-06039: SET NEWNAME command has not been issued for datafile *string*

Cause: A SWITCH command was specified for a data file, but no destination was specified and no SET NEWNAME command has been previously issued for that file. An explicit file to switch to must be specified if no SET NEWNAME command has been issued.

Action: Correct and resubmit the SWITCH command.

RMAN-06040: control file is already restored to file *string*

Cause: The best candidate control file for restoration is the one that is named in the RESTORE CONTROLFILE command, hence no action need be taken.

Action: None - this is an informational message.

RMAN-06041: cannot switch file *number* to copy of file *number*

Cause: An attempt was made to switch a data file to a copy of a different data file.

Action: Correct and resubmit the SWITCH command.

RMAN-06042: PLUS ARCHIVELOG option is not supported with non-datafile backups

Cause: The PLUS ARCHIVELOG option was supplied but does not apply to this type of backup.

Action: Remove the PLUS ARCHIVELOG operand and reenter the command.

RMAN-06043: TAG option not supported for archived log copies

Cause: The tag option was supplied but does not apply to this type of copy.

Action: Remove the TAG operand and reenter the command

RMAN-06045: LEVEL option not supported for archived log or current/standby control file copies

Cause: The LEVEL option was supplied but does not apply to this type of copy.

Action: Remove the LEVEL operand and reenter the command.

RMAN-06046: archived log name: *string*

Cause: An error occurred while translating an archived log name to its recovery catalog RECID/time stamp. This message should be accompanied by other error message(s) indicating the cause of the error.

Action: Check the accompanying errors.

RMAN-06047: duplicate datafile *number* specified for restoration from copy

Cause: The indicated data file was specified more than once in the same restore command.

Action: Correct and resubmit the RESTORE command.

RMAN-06048: duplicate control file specified for restoration from copy

Cause: The control file was specified more than once in the same RESTORE command.

Action: Correct and resubmit the RESTORE command.

RMAN-06049: CHECK LOGICAL option not supported for archived log or current/standby control file copies

Cause: The check logical option was supplied but does not apply to this type of copy.

Action: Remove the CHECK LOGICAL operand and reenter the command

RMAN-06050: archived log for thread *number* with sequence *number* is already on disk as file *string*

Cause: An archived log which was requested to be restored (either explicitly or via a range specification) does not need to be restored because it already exists on disk.

Action: None - this is an informational message

RMAN-06051: DELETE INPUT option not implemented yet

Cause: This option was specified in a backup specification.

Action: Remove the DELETE INPUT option.

RMAN-06052: no parent backup or copy of datafile *number* found

Cause: An incremental backup at level 1 or higher could not find any parent backup or copy of the indicated data file. A level 0 backup of the data file will be taken automatically.

Action: This is an informational message only.

RMAN-06053: unable to perform media recovery because of missing log

Cause: This message is accompanied with another message identifying the missing log. The log would be needed to perform the media recovery, but the log is not on disk and no backup set containing the log is available.

Action: Determine if a backup set containing the log can be made available. If so, then use the CHANGE command to make the backup set available and retry the command. If not, then a point-in-time recovery up to the missing log is the only alternative.

RMAN-06054: media recovery requesting unknown archived log for thread *string* with sequence *string* and starting SCN of *string*

Cause: Media recovery is requesting a log whose existence is not recorded in the recovery catalog or target database control file.

Action: If a copy of the log is available, then add it to the recovery catalog and/or control file via a CATALOG command and then retry the RECOVER command. If not, then a point-in-time recovery up to the missing log is the only alternative and database can be opened using ALTER DATABASE OPEN RESETLOGS command.

RMAN-06055: could not find archived log with sequence *string* for thread *string*

Cause: A log which was on disk at the start of media recovery or which should have been restored from a backup set could not be found.

Action: Check the Recovery Manager message log to see if the log was restored by a previous job step. If so, then check the V\$ARCHIVED_LOG view to see if the log is listed in the control file. If so, then validate that the log exists on disk and is readable. If the log was not restored, or was restored but no record of the log exists in V\$ARCHIVED_LOG, then contact Oracle Support Services.

RMAN-06056: could not access datafile *number*

Cause: A backup or copy could not proceed because the data file header could not be read or the header was not valid.

Action: Make the data file accessible or skip it.

RMAN-06057: a standby control file cannot be included along with a current control file

Cause: "current control file" was specified along with "standby control file".

Action: Remove "current control file" or "standby control file" from backup specification.

RMAN-06058: a current control file cannot be included along with a standby control file

Cause: "standby control file" was specified along with "current control file".

Action: Remove "standby control file" or "current control file" from backup specification.

RMAN-06059: expected archived log not found, loss of archived log compromises recoverability

Cause: The archived log was not found. The recovery catalog or target database control file thinks it does exist. If the archived log has in fact been lost and there is no backup, then the database is no longer recoverable across the point-in-time covered by the archived log. This may occur because the archived log was removed by an outside utility without updating the recovery catalog or target database control file.

Action: If the archived log has been removed with an outside utility and the archived log has already been backed up, then you can synchronize the recovery catalog or target database control file by running CROSSCHECK ARCHIVELOG ALL. If the archived log has not been previously backed up, then you should take a full backup of the database and archived logs to preserve recoverability. Previous backups are not fully recoverable.

RMAN-06060: warning: skipping datafile compromises tablespace *string* recoverability

Cause: SKIP INACCESSIBLE or SKIP OFFLINE option resulted in skipping data file during BACKUP. If the data file has in fact been lost and there is no backup, then the tablespace is no longer recoverable without ALL archived logs since data file creation. This may occur because the data file was deleted by an outside utility or the data file is made OFFLINE [DROP].

Action: If there is no backup of skipped data file and the tablespace has to be recoverable without ALL archived logs since data file creation, then you should make these data file available for backup.

RMAN-06061: warning: skipping archived log compromises recoverability

Cause: SKIP INACCESSIBLE option resulted in skipping archived logs during BACKUP. If the archived log has in fact been lost and there is no backup, then the database is no longer recoverable across the point-in-time covered by the archived log. This may occur because archived log was removed by an outside utility without updating the recovery catalog or target database control file.

Action: If the archived log has been removed with an outside utility and the archived log has already been backed up, then you can synchronize the recovery catalog or target database control file by running CROSSCHECK ARCHIVELOG ALL. If the archived log has not been previously backed up, then you should take a full backup of the database and archived logs to preserve recoverability. Previous backups are not fully recoverable.

RMAN-06062: can not backup SPFILE because the instance was not started with SPFILE

Cause: A backup command requested a backup of the SPFILE, but no SPFILE was used to startup the instance.

Action: Create an SPFILE and re-start the instance using the SPFILE or modify the command.

RMAN-06063: DBID is not found in the recovery catalog

Cause: DBID is not found in the recovery catalog.

Action: Verify that the DBID is correct and restart the command.

RMAN-06064: creating datafile file number=*string* name=*string*

Cause: RESTORE/RECOVER command was issued and there were no backup available for the data file.

Action: This is an informational message only.

RMAN-06065: The operand [*string*] conflicts with another specified operand.

Cause: An attempt was made to use two (or more) conflicting operands within the same statement.

Action: Remove one or both of the conflicting operands.

RMAN-06066: the target database must be mounted when issuing a RECOVER command

Cause: A RECOVER command was issued, but the target database control file is not mounted.

Action: Mount the target database control file by issuing ALTER DATABASE MOUNT via Enterprise Manager or Server Manager.

RMAN-06067: RECOVER DATABASE required with a backup or created control file

Cause: The control file has been restored from a backup or was created via ALTER DATABASE CREATE CONTROLFILE.

Action: Use the RECOVER DATABASE command to perform the recovery.

RMAN-06068: recovery aborted because of missing datafiles

Cause: This error should be accompanied by one or more instances of message ORA-06094.

Action: Refer to message ORA-06094.

RMAN-06069: the file name for datafile *string* is missing in the control file

Cause: Media recovery of a backup control file added this data file to the control file, but it does not set the file name because that is unsafe.

Action: If the data file is on disk, then issue ALTER DATABASE RENAME to correct the control file. Otherwise, RESTORE the data file, and then use SWITCH to make it known to the control file. If the tablespace containing this data file will be dropped, then reissue the RECOVER command with a SKIP clause to skip recovery of this tablespace.

RMAN-06070: DBWR could not identify datafile *string*

Cause: DBWR could not find the specified data file.

Action: Ensure that the data file exists and is accessible.

RMAN-06071: could not open datafile *string*

Cause: An error was encountered when trying to open the specified data file.

Action: Ensure that the data file exists and is accessible.

RMAN-06073: file header is corrupt for datafile *string*

Cause: ORACLE detected a corruption in the file header. A media failure has probably occurred.

Action: RESTORE the data file to a new location, then do a SWITCH, and then retry the RECOVER command.

RMAN-06074: file *string* is not an ORACLE datafile

Cause: The file header indicates that this file is not a data file. The file may have been overlaid or corrupted.

Action: RESTORE the data file to a new location, then do a SWITCH, and then retry the RECOVER command.

RMAN-06075: datafile *string* does not belong to this database

Cause: The file header indicates that this file belongs to some other ORACLE database.

Action: RESTORE the data file to a new location, then do a SWITCH, and then retry the RECOVER command.

RMAN-06076: datafile *string* contains wrong datafile

Cause: The data file header indicates the file contains a different data file number.

Action: RESTORE the data file, and then retry the RECOVER command.

RMAN-06077: datafile *string* is a different version than contained in the control file

Cause: The control file entry for this data file specifies a different version of this data file. Different versions of a data file can exist when a tablespace is dropped, and a new tablespace is created which reuses the same data file numbers.

Action: If the data file is correct, fix the control file by using the SWITCH command. Otherwise, RESTORE the correct version of this data file and retry the RECOVER command.

RMAN-06078: the control file is older than datafile *string*

Cause: The control file appears to be older than the specified data file, but it is not marked as a backup control file. This indicates that the control file has been replaced with an older version. This error does not occur when a backup control file which was created via Recovery Manager or the ALTER DATABASE BACKUP CONTROLFILE command is restored because such control files are marked as backups.

Action: RESTORE a control file and perform RECOVER DATABASE.

RMAN-06079: database must be mounted to perform recovery

Cause: A RECOVER command was issued, but the target database is not mounted.

Action: Issue ALTER DATABASE MOUNT.

RMAN-06080: SWITCH required for datafile *string*

Cause: The control file record for this data file is for an older incarnation of the data file. A SWITCH command must be issued to update the control file before doing RECOVER.

Action: Issue SWITCH command then retry RECOVER.

RMAN-06081: error reading datafile header for datafile *string*, code *string*

Cause: X\$KCVFH returned the specified code in the HXERR column when it was queried for the specified data file.

Action: Ensure the data file exists and is readable. Using a newer release of Recovery Manager may return a more meaningful error message. If you have no newer version of Recovery Manager, contact Oracle Support Services.

RMAN-06082: datafile copy tag *string* is ambiguous

Cause: The specified tag refers to multiple data file copies belonging to different data files.

Action: Specify the data file copy by file name rather than by tag.

RMAN-06083: error when loading stored script *string*

Cause: The recovery catalog database returned an error. This error explains the cause of the problem.

Action: Correct the problem and retry.

RMAN-06084: the target database may not be mounted when issuing REPLICATE

Cause: A REPLICATE command was issued, but the target database is already mounted.

Action: dismount the target database control file by issuing ALTER DATABASE CLOSE and ALTER DATABASE DISMOUNT via Enterprise Manager or Server Manager.

RMAN-06085: must use SET NEWNAME command to restore datafile *string*

Cause: A RESTORE command for the specified data file could not find a destination name for the specified data file.

Action: Add a SET NEWNAME command prior to the RESTORE command to specify the restore destination for this file.

RMAN-06086: offline files may only be skipped in a datafile backup set

Cause: The SKIP OFFLINE option was specified for an archived log backup set.

Action: Use this option only for data file backup sets.

RMAN-06087: read-only files may only be skipped in a datafile backup set

Cause: The SKIP READONLY option was specified for an archived log backup set.

Action: Use this option only for data file backup sets.

RMAN-06088: datafile copy *string* not found or out of sync with catalog

Cause: The indicated file is not found, or is found but is not the same file that the recovery catalog thinks it is. It is likely that some operation outside of Recovery Manager has altered the file, or that Recovery Manager has not resynced with the target database.

Action: Re-catalog the file and retry the operation.

RMAN-06089: archived log *string* not found or out of sync with catalog

Cause: The indicated file is not found, or is found but is not the same file that the recovery catalog thinks it is. It is likely that some operation outside of Recovery Manager has altered the file, or that Recovery Manager has not resynced with the target database.

Action: Re-catalog the file and retry the operation.

RMAN-06090: error while looking up control file copy: *string*

Cause: An error occurred while looking up the specified control file copy in the recovery catalog or target database control file.

Action: This error is accompanied by other errors describing the reason for the failure. Ensure that the file name is entered correctly. If the control file copy was created when the recovery catalog was not available, then a RESYNC CATALOG must be done to update the recovery catalog.

RMAN-06091: no channel allocated for maintenance (of an appropriate type)

Cause: A command was entered that requires a maintenance channel, and no maintenance channel is allocated, or none of the appropriate type.

Action: Use ALLOCATE CHANNEL FOR MAINTENANCE before deleting backup pieces, or using the CROSSCHECK or DELETE EXPIRED commands. Proxy copies require a non-DISK channel.

RMAN-06092: error while looking up backup piece

Cause: An error occurred while looking up the specified backup piece in the recovery catalog or target database control file.

Action: This error is accompanied by other errors describing the reason for the failure. Ensure that the name or key is entered correctly. If the backup piece was created when the recovery catalog was not available, then a RESYNC CATALOG must be done to update the recovery catalog.

RMAN-06093: recovery catalog contains obsolete version of datafile *string*

Cause: The specified data file number was dropped and then reused. The control file mounted by the target database contains the newer version of the data file, but the recovery catalog contains information about only the older version.

Action: Issue a RESYNC command to update the recovery catalog, then reissue the failing command. If the error persists, contact Oracle Support Services.

RMAN-06094: datafile *string* must be restored

Cause: A RECOVER command was issued, and the recovery catalog indicates the specified data file should be part of the recovery, but this data file is not listed in the control file, and cannot be found on disk.

Action: Issue a RESTORE command for this data file, using the same UNTIL clause specified to the RECOVER command (if any), then reissue the RECOVER.

RMAN-06095: a backup control file must be restored to recover datafile *string*

Cause: The control file currently mounted by the target database contains a newer incarnation of the data file than the recovery catalog indicates is appropriate for the Point-in-Time being recovered to.

Action: Restore the control file, using the same UNTIL clause specified on the failing RECOVER command, then reissue the command. If no control file can be restored, then you should issue a CREATE CONTROLFILE command.

RMAN-06096: SWITCH required for newname of datafile *string* to take effect

Cause: A SET NEWNAME was issued for this data file, but no SWITCH command was issued before the RECOVER command.

Action: Issue a SWITCH command to make the newname take effect before doing RECOVER.

RMAN-06098: the target database must be mounted when issuing a BACKUP command

Cause: A BACKUP command was issued, but the target database control file is not mounted.

Action: Mount the target database control file by issuing ALTER DATABASE MOUNT via Enterprise Manager or Server Manager.

RMAN-06099: error occurred in source file: *string*, line: *number*

Cause: See accompanying error.

Action: See accompanying error.

RMAN-06100: no channel to restore a backup or copy of datafile *number*

Cause: A data file, tablespace, or database restore could not proceed because the backup of the indicated file exists on a device type that was not allocated for restore.

Action: None - this is an informational message. See message 6026 for further details.

RMAN-06101: no channel to restore a backup or copy of the control file

Cause: A control file restore could not proceed because the backup of the indicated file exists on a device type that was not allocated for restore.

Action: None - this is an informational message. See message 6026 for further details.

RMAN-06102: no channel to restore a backup or copy of archived log for thread *number* with sequence *number* and starting SCN of *string*

Cause: An archived log restore could not proceed because the backup of the indicated file exists on a device type that was not allocated for restore.

Action: None - this is an informational message. See message 6026 for further details.

RMAN-06103: duplicate qualifier found in REPORT command: *string*

Cause: The indicated qualifier appears more than once in a REPORT qualifier list.

Action: delete the duplicate qualifier

RMAN-06104: number of times not backed up must be greater than zero

Cause: The NOT BACKED UP clause of the BACKUP command specified 0 times.

Action: Specify a multiplier value of 1 or greater for the number of times not backed up.

RMAN-06105: duplicate qualifier found in LIST command: *string*

Cause: The indicated qualifier appears more than once in a LIST qualifier list.

Action: delete the duplicate qualifier

RMAN-06106: this command requires that target database be mounted

Cause: A command was issued that requires the target database to be mounted, but the target database is not mounted.

Action: Mount the target database control file by issuing ALTER DATABASE MOUNT via Enterprise Manager or Server Manager.

RMAN-06107: warning: control file is not current for REPORT NEED BACKUP DAYS

Cause: The REPORT NEED BACKUP DAYS command may report some files as requiring backups when they really do not, because the most current online status of the file is not known unless a current control file is mounted.

Action: No action is required, however, a current control file should be mounted, if possible, to get the most accurate REPORT output.

RMAN-06108: changed datafile copy unavailable

Cause: This is an informational message only.

Action: No action is required.

RMAN-06109: changed archived log unavailable

Cause: This is an informational message only.

Action: No action is required.

RMAN-06110: changed control file copy unavailable

Cause: This is an informational message only.

Action: No action is required.

RMAN-06111: changed backup piece unavailable

Cause: This is an informational message only.

Action: No action is required.

RMAN-06112: changed datafile copy available

Cause: This is an informational message only.

Action: No action is required.

RMAN-06113: changed archived log available

Cause: This is an informational message only.

Action: No action is required.

RMAN-06114: changed control file copy available

Cause: This is an informational message only.

Action: No action is required.

RMAN-06115: changed backup piece available

Cause: This is an informational message only.

Action: No action is required.

RMAN-06116: cannot crosscheck unavailable object

Cause: An attempt was made to crosscheck an object which is unavailable.

Action: Make object available and try again or don't crosscheck object.

RMAN-06117: cannot do DELETE EXPIRED on an object which is not expired

Cause: An attempt was made to DELETE EXPIRED an object which is not expired.

Action: Remove EXPIRED keyword, crosscheck object, or don't delete object.

RMAN-06118: a backup control file older than SCN *string* must be used for this recovery

Cause: An attempt was made to recover the database, but some files had no backup, and were not present in the control file at the beginning of the restore. This happens when the control file used during the recovery is a backup control file taken before the creation of some of the files that had no backup. In this situation, the control file that is used must be taken before the creation of all files that have no backup. This will enable RMAN to automatically re-create all of the files that had no backup.

Action: Restore a control file that was backed up before the specified system change number (SCN). The following RMAN commands can be used to do this: SET UNTIL SCN *x*; (where *x* is the SCN displayed in the message) RESTORE CONTROLFILE;

RMAN-06119: uncataloged datafile copy

Cause: This is an informational message only.

Action: No action is required.

RMAN-06120: uncataloged archived log

Cause: This is an informational message only.

Action: No action is required.

RMAN-06121: uncataloged control file copy

Cause: This is an informational message only.

Action: No action is required.

RMAN-06122: CHANGE .. UNCATALOG not supported for BACKUPSET

Cause: The CHANGE BACKUPSET .. UNCATALOG command was entered. The UNCATALOG operation is not supported with backup set.

Action: Use CHANGE BACKUPSET .. DELETE instead.

RMAN-06123: operation not supported without the recovery catalog or mounted control file

Cause: A command was used which requires a connection to a recovery catalog database or the target database to be mounted. The command cannot be used when no backup repository is available.

Action: If a recovery catalog database is available, then connect to the recovery catalog and retry the command, otherwise enter a different command.

RMAN-06124: error while looking up datafile copy key: *number*

Cause: An error occurred while looking up the specified data file copy key in the recovery catalog or target database control file.

Action: This error is accompanied by other errors describing the reason for the failure.

RMAN-06125: error while looking up archived log key: *number*

Cause: An error occurred while looking up the specified archived log key in the recovery catalog or target database control file.

Action: This error is accompanied by other errors describing the reason for the failure.

RMAN-06126: skipping offline file *string*

Cause: The indicated file will not be included in the backup set because it is offline and the SKIP OFFLINE option was specified.

Action: No action is required.

RMAN-06127: skipping read-only file *string*

Cause: The indicated file could not be included in the backup set because it was read-only and the SKIP READONLY option was specified.

Action: No action is required.

RMAN-06128: skipping inaccessible file *string*

Cause: The indicated file will not be included in the backup set because it could not be read, and the SKIP INACCESSIBLE option was specified.

Action: No action is required.

RMAN-06129: invalid reserved channel ID: *string*

Cause: The specified channel id is invalid. DELETE and DEFAULT are reserved channel names and may not be specified by users.

Action: Specify a different channel ID.

RMAN-06131: SKIP OFFLINE and SKIP READONLY are only allowed with current control file

Cause: The target database control file was not current. The SKIP OFFLINE and SKIP READONLY options are only permitted when the target database control file is current. When the target control file is not current, it is not possible to obtain a data file's offline or read-only status.

Action: Remove the SKIP option or mount a current control file on the target database.

RMAN-06132: cannot backup datafile *string* because it is not in the control file

Cause: A backup command was issued that includes the specified data file, but the data file is not listed in the control file. The control file is not current (it is a backup or a created control file).

Action: Recover the control file to make it current, then retry the backup command.

RMAN-06133: recovery catalog may have obsolete data for datafile *string*

Cause: A RESTORE UNTIL was issued, and the recovery catalog choose an older incarnation of the data file than is listed in the control file.

Action: If the recovery catalog has correct data for the data file, then restore a backup control file using the same UNTIL clause, then retry the data file restore. Otherwise, restore a backup of the incarnation of the data file listed in the control file.

RMAN-06134: host command complete

Cause: An operating system command has completed.

Action: None - this is an informational message.

RMAN-06135: error executing host command: *string*

Cause: A host command returned a non-zero return code.

Action: Correct the offending command.

RMAN-06136: ORACLE error from auxiliary database: *string*

Cause: This message should be accompanied by other error message(s) indicating the cause of the error.

Action: Check the accompanying errors.

RMAN-06137: must have recovery catalog for REPORT SCHEMA AT TIME

Cause: A 'REPORT SCHEMA at_clause' command was issued, but there is no recovery catalog database.

Action: If you are not using a recovery catalog, then you may only issue the 'REPORT SCHEMA' command with no at_clause.

RMAN-06138: control file not mounted - must specify AT clause with REPORT command

Cause: A 'REPORT SCHEMA' with no at_clause was issued, and there is no recovery catalog, and there is also no control file mounted at the target database, so there is no place to get the information about the current list of files comprising the database.

Action: Use a recovery catalog or mount a control file at the target database.

RMAN-06139: warning: control file is not current for REPORT SCHEMA

Cause: A 'REPORT SCHEMA' with no at_clause was issued, and there is no recovery catalog, and the control file mounted by the target instance is not current, so the information about the current list of data files may not be current.

Action: Use a recovery catalog or mount a current control file.

RMAN-06140: cannot specify TAG option with LIST INCARNATION

Cause: The TAG option was specified with LIST INCARNATION. This is not permitted because there is no TAG associated with a database incarnation.

Action: Remove the TAG option and re-run the LIST command.

RMAN-06141: cannot specify ARCHIVELOG LIKE option with RESTORE

Cause: The ARCHIVELOG LIKE option was specified with RESTORE. This is not permitted because recovery catalog contains only those records that are not deleted from disk.

Action: Remove the ARCHIVELOG LIKE option and re-run the command.

RMAN-06142: DEVICE TYPE cannot be specified with this command

Cause: The DEVICE TYPE option was specified with a command that does not support it.

Action: Remove the DEVICE TYPE option and re-run the command.

RMAN-06143: LIKE may only be specified with COPY

Cause: The LIKE option was specified with a RMAN command. This is not permitted because only copies of data files, control files or archived logs have file names that may be tested with a LIKE operand.

Action: Remove the LIKE option and re-run the RMAN command.

RMAN-06144: FROM or UNTIL may not be specified with LIST INCARNATION

Cause: The FROM or UNTIL option was specified with LIST INCARNATION. This is not permitted because there is no time associated with a database incarnation.

Action: Remove the FROM or UNTIL option and re-run the LIST command.

RMAN-06145: control file is not current - obsolete file list may be incomplete

Cause: A CHANGE or REPORT command needs to compute the list of backups that are redundant and may be deleted. If the mounted control file is not current, it may not be possible to determine if a satisfactory backup exists for files which have been offline since the last OPEN RESETLOGS.

Action: No action need be taken - this is an informational message only. To ensure a complete report of obsolete backups, mount a current control file.

RMAN-06146: changes found for file *number* beyond offline SCN

Cause: A CHANGE or REPORT command needs to compute the list of backups that are redundant and may be deleted. A backup was found for a file which is shown as

offline in the target database control file, but the backup contains changes beyond the system change number(SCN) when the file went offline. This is most likely because the target database control file is not really current, but is a restored copy of an older control file.

Action: Mount a current control file or a backup control file.

RMAN-06147: no obsolete backups found

Cause: A CHANGE or REPORT command could find no files that meet the specified criteria for obsolescence.

Action: None - this is an informational message.

RMAN-06148: redundancy count must be greater than zero

Cause: The REDUNDANCY operand specified for a CHANGE or REPORT OBSOLETE command was zero.

Action: Specify a REDUNDANCY operand of 1 or greater.

RMAN-06149: cannot BACKUP DATABASE in NOARCHIVELOG mode

Cause: A BACKUP DATABASE command was issued, but the target database was in NOARCHIVELOG mode and was open in READ/WRITE mode.

Action: Mount the target database control file by issuing ALTER DATABASE ARCHIVELOG using the Enterprise Manager or Server Manager.

RMAN-06150: auxiliary name for datafile *number* set to: *string*

Cause: This message is issued in response to a CONFIGURE AUXNAME command.

Action: None - this is an informational message.

RMAN-06151: datafile *string* creation SCN *string*

Cause: This is an informational message. It should be accompanied by other messages.

Action: None

RMAN-06152: copy number *number* does not exist

Cause: An attempt was made to specify an invalid copy number in the VALIDATE or RESTORE VALIDATE command.

Action: Specify a valid copy number or run without the FROM COPY option.

RMAN-06153: validation failed for datafile copy

Cause: The CHANGE DATAFILECOPY VALIDATE command discovered that the data file copy could not be found or no longer contains the same data, so its record was deleted from the recovery catalog or target database control file.

Action: None - this is an informational message.

RMAN-06154: validation succeeded for datafile copy

Cause: The CHANGE DATAFILECOPY VALIDATE command discovered that the data file copy still matches its data in the recovery catalog or target database control file.

Action: None - this is an informational message.

RMAN-06155: validation failed for control file copy

Cause: The CHANGE CONTROLFILECOPY VALIDATE command discovered that the control file copy could not be found or no longer contains the same data, so its record was deleted from the recovery catalog or target database control file.

Action: None - this is an informational message.

RMAN-06156: validation succeeded for control file copy

Cause: The CHANGE CONTROLFILECOPY VALIDATE command discovered that the control file copy still matches its data in the recovery catalog or target database control file.

Action: None - this is an informational message.

RMAN-06157: validation failed for archived log

Cause: The CROSSCHECK ARCHIVELOG command determined that the archived log could not be found or no longer contained the same data, so its record was marked expired.

Action: None - this is an informational message.

RMAN-06158: validation succeeded for archived log

Cause: The CROSSCHECK ARCHIVELOG command or VALIDATE HEADER option determined that the archived log still matches its data.

Action: None - this is an informational message.

RMAN-06159: error while looking up backup set

Cause: An error occurred while looking up the specified backup set in the recovery catalog or target database control file.

Action: This error is accompanied by other errors describing the reason for the failure. Ensure that the key is entered correctly. If the backup set was created when the recovery catalog was not available, then a RESYNC CATALOG must be done to update the recovery catalog.

RMAN-06160: no backup pieces found for backup set key: *number*

Cause: No backup pieces for the requested backup set were found in the recovery catalog, or the target database control file.

Action: Specify an existing backup set.

RMAN-06161: error when inspecting auxiliary file name: *string*

Cause: This error is accompanied by other errors explaining the cause.

Action: Correct the auxiliary file name if it is wrong via the CONFIGURE AUXNAME command.

RMAN-06162: sql statement: *string*

Cause: This is the sql statement about to be executed for a SQL command.

Action: None, informational message only.

RMAN-06163: some datafiles cannot be recovered, aborting the RECOVER command

Cause: This message should be followed by one or more 6162 or 6164 messages.

Action: Check the accompanying errors.

RMAN-06164: warning: no channel of required type allocated to recover datafile *number*

Cause: A RECOVER command could not proceed because incremental backup sets or archived log backup sets exist on a device type that has not been allocated.

Action: Use the LIST command to determine which device type is needed, then allocate a channel of that type.

RMAN-06165: datafile *string* is too old to recover, restore a more recent copy

Cause: The archived logs and/or incremental backup sets required to recover the data file do not exist, but a more recent backup of the data file exists which can be recovered.

Action: Issue a RESTORE for the data file, then reissue the RECOVER command.

RMAN-06166: datafile *string* cannot be recovered

Cause: Incremental backups or archived redo logs needed to recover the data file cannot be found, and no recoverable full backup or data file copy exists.

Action: Use the LIST command to see if there is a backup set or data file copy that can be made AVAILABLE. If not, then the data file is unrecoverable. If a full or data file copy exists, then a Point-in-Time Recovery may be possible.

RMAN-06167: already connected

Cause: a CONNECT command was issued, but RMAN is already connected to the specified database.

Action: RMAN has no DISCONNECT command, so to connect to a different instance, exit RMAN and start it again.

RMAN-06168: no backup pieces with this tag found: *string*

Cause: A tag was used to specify a list of backup pieces, but no backup pieces with this tag could be found.

Action: Make sure the tag is specified correctly.

RMAN-06169: could not read file header for datafile *string* error reason *string*

Cause: The specified data file could not be accessed. The reason codes are: 1 - file name is MISSINGxx in the control file 2 - file is offline 3 - file is not verified 4 - DBWR could not find the file 5 - unable to open file 6 - I/O error during read 7 - file header is corrupt 8 - file is not a data file 9 - file does not belong to this database 10 - file number is incorrect 12 - wrong file version 15 - control file is not current

Action: If the error can be corrected, do so and retry the operation. The SKIP option can be used to ignore this error during a backup.

RMAN-06170: no control file copy found with offline range RECID *string* STAMP *string* datafile *string*

Cause: This offline range is needed for recovering the specified data file, but the offline range record has aged out of the current control file and no control file copy with the record could be accessed. At least 1 control file copy containing the offline range was found in the recovery catalog and was in AVAILABLE status.

Action: Query the RC_CONTROLFILE_COPY view for the names of all control file copies, then issue a CHANGE CONTROLFILECOPY ... VALIDATE; command for them. Then reissue the RECOVER command.

RMAN-06171: not connected to target database

Cause: A command was issued but no connection to the target database has been established.

Action: Issue a CONNECT TARGET command to connect to the target database.

RMAN-06172: no AUTOBACKUP found or specified handle is not a valid copy or piece

Cause: A restore could not proceed because no AUTOBACKUP was found or specified handle is not a valid copy or backup piece. In case of restore from AUTOBACKUP, it may be the case that a backup exists, but it does not satisfy the criteria specified in the user's restore operands. In case of restore from handle, it may be the handle is not a backup piece or control file copy. In may be that it does not exist.

Action: Modify AUTOBACKUP search criteria or verify the handle.

RMAN-06173: SET NEWNAME command has not been issued for datafile *string* when restore auxiliary

Cause: Auxiliary type was specified for the control file, but no SET NEWNAME command has been previously issued for a data file.

Action: Issue SET NEWNAME command for every data file in the recovery set.

RMAN-06174: not connected to auxiliary database

Cause: An auxiliary command was issued but no connection to a auxiliary database has been established.

Action: Issue a CONNECT AUXILIARY command to connect to the auxiliary database.

RMAN-06175: deleted script: *string*

Cause: A DELETE SCRIPT command was executed.

Action: None, informational message only.

RMAN-06176: no recovery required; all files are read-only, offline, or excluded

Cause: An attempt was made to recover files that were offline or read-only or excluded. A RECOVER DATABASE command does not need to recover any files because all of the files to be recovered are offline or read-only or excluded. This can only occur when the SKIP clause includes the SYSTEM tablespace or all files are excluded from backup, restore, and recover. All data files of a proxy pluggable database are implicitly excluded.

Action: None. This is an informational message only.

RMAN-06177: restore not done; all files read only, offline, excluded, or already restored

Cause: A RESTORE command does not need to restore any files, because all of the files to be restored are offline, read-only, excluded, or are already restored to their correct destinations.

Action: None, informational message only

RMAN-06178: datafile *number* not processed because file is offline

Cause: A RESTORE DATABASE or RECOVER DATABASE command omitted processing the indicated data file because it is offline clean at the desired point-in-time.

Action: None, informational message only

RMAN-06179: datafile *number* not processed because file is read-only

Cause: A RESTORE DATABASE or RECOVER DATABASE command omitted processing the indicated data file because it is part of a read-only tablespace at the desired point-in-time.

Action: None, informational message only

RMAN-06180: incremental backups require Enterprise Edition

Cause: A BACKUP command with INCREMENTAL LEVEL > 0 was specified.

Action: Use FULL, or INCREMENTAL LEVEL 0.

RMAN-06181: multiple channels require Enterprise Edition

Cause: Attempt to allocate more than 1 channel in a job.

Action: Remove all except one ALLOCATE CHANNEL command.

RMAN-06182: archived log *string* of thread *string* with sequence *string* larger than MAXSETSIZE

Cause: A BACKUP ARCHIVELOG command specified the MAXSETSIZE operand too low. The specified archived log is larger than MAXSETSIZE will allow.

Action: Increase MAXSETSIZE limit.

RMAN-06183: datafile or datafile copy *string* (file number *string*) larger than MAXSETSIZE

Cause: A BACKUP DATAFILE(copy) command specified the MAXSETSIZE operand too low. The specified data file is larger than MAXSETSIZE will allow.

Action: Increase MAXSETSIZE limit.

RMAN-06184: duplicate object in backup specifier: *string string*

Cause: A backup command specifies the same data file or copy of a data file multiple times.

Action: Eliminate the duplicates.

RMAN-06185: Recovery Manager incompatible with *string* database: RMAN *number.number.number.number* to *number.number.number.number* required

Cause: This version of recovery manager was incompatible with the indicated database or the DBMS_BACKUP_RESTORE package installed in the indicated database.

Action: If the database has been upgraded from an earlier version, ensure that the catxxx.sql script has been run successfully. Re-install dbmsbkrs.sql and prvtbkrs.plb if necessary. Otherwise, use a version of RMAN within the range specified in the error message.

RMAN-06186: PL/SQL package *string.string* version *string* in *string* database is too old

Cause: The specified PL/SQL package is a version that is too old to work with this version of the Recovery Manager (RMAN).

Action: If the database indicated is CATALOG, then you can use the UPGRADE CATALOG command to upgrade the recovery catalog to the most current version. If the database is TARGET or AUXILIARY, then you must either upgrade the specified database or use an older version of RMAN.

RMAN-06187: control file copy *string* not found or out of sync with catalog

Cause: The indicated file is not found, or is found but is not the same file that the recovery catalog thinks it is. It is likely that some operation outside of Recovery Manager has altered the file, or that Recovery Manager has not resynced with the target database.

Action: Re-catalog the file and retry the operation.

RMAN-06188: cannot use command when connected to a mounted target database

Cause: An attempt was made to issue a command that can be used only when there is no connection to the target database or when the target database is not mounted.

Action: Dismount the database or restart RMAN and use the command before connecting to the target database.

RMAN-06189: current DBID *number* does not match target mounted database (*number*)

Cause: SET DBID was used to set a DBID that does not match the DBID of the database to which RMAN is connected.

Action: If the current operation is a restore to copy the database, do not mount the database. Otherwise, avoid using the SET DBID command, or restart RMAN.

RMAN-06190: PL/SQL package *string.string* version *string* in *string* database is not current

Cause: RMAN detected an old version of the specified package. RMAN will execute in backwards-compatible mode.

Action: No action is required, but certain features and bug-fixes may not be available when RMAN runs in backwards-compatible mode. If the database is CATALOG, then you can use the UPGRADE CATALOG command to upgrade the recovery catalog to the most current version. If the database is TARGET or AUXILIARY, then you must either upgrade the specified database or use an older version of RMAN. The files that must be run to upgrade the target or auxiliary database are dbmsrman.sql and prvtrman.plb.

RMAN-06191: PL/SQL package *string.string* version *string* in *string* database is too new

Cause: RMAN detected an incompatible version of the specified package.

Action: Use a newer version of recovery manager. Message 6439 indicates the minimum required version of recovery manager.

RMAN-06192: maximum value for MAXPIECESIZE or MAXSETSIZE must be between 1 KB and 2048 GB

Cause: Input size for MAXPIECESIZE or MAXSETSIZE was out of range.

Action: Specify a valid size and retry the command.

RMAN-06193: connected to target database (not started)

Cause: This is an informational message only.

Action: The database must be started before any other RMAN commands are issued.

RMAN-06194: target database instance not started

Cause: A command was issued that requires the target database instance be started.

Action: Issue a STARTUP command to start the instance.

RMAN-06195: auxiliary database not started

Cause: A command was issued that requires the auxiliary database instance be started.

Action: Issue a STARTUP AUXILIARY command.

RMAN-06196: Oracle instance started

Cause: A STARTUP command completed successfully.

Action: None, this is an informational message.

RMAN-06197: Total System Global Area *string* bytes

Cause: This is an informational message only.

Action: No action is required.

RMAN-06198: *string string* bytes

Cause: This is an informational message only.

Action: No action is required.

RMAN-06199: database mounted

Cause: This is an informational message only.

Action: No action is required.

RMAN-06200: Changed *string* objects to AVAILABLE status

Cause: This is an informational message only.

Action: No action is required.

RMAN-06201: Deleted *string* objects

Cause: This is an informational message only.

Action: No action is required.

RMAN-06202: Deleted *string* EXPIRED objects

Cause: This is an informational message only.

Action: No action is required.

RMAN-06203: Changed KEEP options for *string* objects

Cause: This is an informational message only.

Action: No action is required.

RMAN-06204: Changed *string* objects to UNAVAILABLE status

Cause: This is an informational message only.

Action: No action is required.

RMAN-06205: Uncataloged *string* objects

Cause: This is an informational message only.

Action: No action is required.

RMAN-06206: Crosschecked *string* objects

Cause: This is an informational message only.

Action: No action is required.

RMAN-06207: warning: *string* objects could not be deleted for *string* channel(s) due

Cause: This is an informational message only.

Action: No action is required.

RMAN-06208: to mismatched status. Use CROSSCHECK command to fix status

Cause: This is an informational message only.

Action: No action is required.

RMAN-06209: List of failed objects

Cause: This is an informational message only.

Action: No action is required.

RMAN-06210: List of Mismatched objects

Cause: This is an informational message only.

Action: No action is required.

RMAN-06211: =====

Cause: This is an informational message only.

Action: No action is required.

RMAN-06212: Object Type Filename/Handle

Cause: This is an informational message only.

Action: No action is required.

RMAN-06213: -----

Cause: This is an informational message only.

Action: No action is required.

RMAN-06214: *string string*

Cause: This is an informational message only.

Action: No action is required.

RMAN-06215: List of objects that must perform same operation at other database

Cause: This is an informational message only.

Action: The specified list of objects were not accessible at connected target database.

Re-run the CROSSCHECK command after connecting to database that has DB_UNIQUE_NAME displayed in output for the specified object.

RMAN-06216: warning: db_unique_name mismatch - *string* objects could not be updated

Cause: This is an informational message only.

Action: Run CROSSCHECK command after connecting to a primary or physical standby database that can access the specified objects.

RMAN-06217: not connected to auxiliary database with a net service name

Cause: A command that moves files from the target instance to the auxiliary instance was requested. Such a command requires a net service name be present in the connect string used to connect to the auxiliary instance.

Action: Issue a CONNECT AUXILIARY command and include a net service name in the connect string. That service name must be valid on the target instance.

RMAN-06218: List of objects requiring same operation on database with db_unique_name string

Cause: This is an informational message only.

Action: The specified list of objects were not accessible by the target database. Re-run the same command after connecting to database that has DB_UNIQUE_NAME displayed in output for the specified object.

RMAN-06219: List of objects not associated with all known db_unique_names

Cause: This is an informational message only.

Action: The specified list of objects were not accessible by the target database. Re-run the same command after connecting to primary database or physical standby database that can access the specified objects.

RMAN-06220: \nCreating automatic instance, with SID='string'

Cause: No connection to the auxiliary instance was provided, but the command requires an auxiliary instance.

Action: No action is required unless you want to create a permanent database, in which case you should stop the command and re-run it, providing an auxiliary instance connection.

RMAN-06221: \nRemoving automatic instance

Cause: RMAN is removing the automatic auxiliary instance that was created for this command.

Action: No action is required.

RMAN-06223: starting up automatic instance string\n

Cause: This is an informational message only.

Action: No action is required.

RMAN-06224: Automatic instance created

Cause: This is an informational message only.

Action: No action is required.

RMAN-06225: shutting down automatic instance string\n

Cause: This is an informational message only.

Action: No action is required.

RMAN-06226: Automatic instance removed

Cause: This is an informational message only.

Action: No action is required.

RMAN-06230: List of Stored Scripts in Recovery Catalog

Cause: This message is issued in response to a LIST SCRIPT NAMES command. The following fields are shown for each script that is stored in the recovery catalog: Header indicating to what database the script belongs. Script Name: name of the script. Description: comment associated with this script.

Action: No action is required.

RMAN-06238: List of Databases

Cause: This message is issued in response to a LIST DB_UNIQUE_NAME command. The following fields are shown for each database that is known to the recovery

catalog; DB Key: This is the unique key which identifies this database in the recovery catalog. DB Name: The name of the database. DB ID: The database ID. This is a number which remains the same for the life of the database, even if the database name is changed. DB_UNIQUE_NAME: db_unique_name value for the database.

Action: No action is required.

RMAN-06246: List of Database Incarnations

Cause: This message is issued in response to a LIST INCARNATION OF DATABASE command. The following fields are shown for each database that is registered with the recovery catalog; DB Key: This is the unique key which identifies this database in the recovery catalog. Inc Key: This is the unique key which identifies this incarnation of the database in the recovery catalog. DB Name: The name of the database. DB ID: The database ID. This is a number which remains the same for the life of the database, even if the database name is changed. Status: 'YES' if this is the current incarnation of this database, otherwise 'NO'. Reset SCN: system change number (SCN) of the most recent RESETLOGS operation. Reset Time: Time of the most recent RESETLOGS operation.

Action: No action is required.

RMAN-06250: Report of files that need backup due to unrecoverable operations

Cause: An unlogged change (such as 'create table unrecoverable') has been made to this file, and the most recent backup of the file does not contain those changes.

Action: Take a backup of this file. If this file is lost before a backup is taken, then the unlogged modifications will be lost. The message indicates whether a full backup is required or whether an incremental backup will suffice.

RMAN-06263: *string string string*

Cause: This message is issued in response to the REPORT NEED BACKUP INCREMENTAL command, for those files which would use more than the specified number of incrementals during recovery.

Action: To reduce the number of incremental backups which would be used during recovery of this data file, take a new full backup of this file now.

RMAN-06270: Report of files whose recovery needs more than *number* days of archived logs

Cause: This message is issued in response to the REPORT NEED BACKUP DAYS command for those files which need more than the specified number of days' archived logs for recovery.

Action: To reduce the number of log files needed for recovery of this data file, take a new full or incremental backup now.

RMAN-06274: Report of files that must be backed up to satisfy *number* days recovery window

Cause: This message is issued in response to the REPORT NEED RECOVERY WINDOW OF n DAYS command for those files that must be backed up to satisfy specified retention policy.

Action: To satisfy specified recovery window for this data file, take a new full or incremental backup now.

RMAN-06275: invalid number of days specified for report : *string* days

Cause: This message is issued in response to the REPORT NEED RECOVERY WINDOW OF n DAYS or REPORT NEED BACKUP DAYS n command when an invalid number of days was specified in input command.

Action: The number of days specified in REPORT command must be greater than zero.

RMAN-06280: Report of obsolete backups and copies

Cause: This message is issued in response to the REPORT OBSOLETE command. Each of the files listed is obsolete because it is more redundant than the level of redundancy specified in the REPORT command.

Action: Depending on your needs, you might need to take new backups.

RMAN-06290: Report of database schema for database with *db_unique_name* *string*

Cause: This message is issued in response to the REPORT SCHEMA command. The report shows the physical schema of the database at the indicated time. The following fields are shown for each data file and tempfile: File: The file number. Size(MB): The size of the file in mega bytes. Tablespace: The name of the tablespace which contains this file. RB segs: YES if this file is part of a tablespace containing rollback segments, otherwise NO. Datafile/Tempfile Name: The file name. Maxsize(MB): Maximum file size to which file can be extended

Action: No action is required.

RMAN-06300: Report of files with less than *number* redundant backups

Cause: This message is issued when the REPORT NEED BACKUP REDUNDANCY command is used for those files which have less than the specified number of backups which can be used for recovery.

Action: Take another backup of the data files listed.

RMAN-06306: =====

Cause: This message is issued in response to a LIST BACKUP DATABASE/TABLESPACE/DATAFILE command when some backups were taken with the PROXY option. If a recovery catalog is in use, then the information comes from the recovery catalog, otherwise it comes from the target database control file. The following fields are shown for each proxy data file backup. Key: This is the unique key which identifies this proxy backup in the recovery catalog. This value can be used in a CHANGE command to change its status. If the target database control file is being used as the recovery catalog, then this field uniquely identifies this copy in the control file. File: The file number that this file was copied from. Status: This is the status of the file. Possible values are: A - Available U - Unavailable D - Deleted X - Expired Status 'U' will not be used if the target database control file is being used as the recovery catalog. Completion time: This is the date and time when the backup was created. This column will be printed in the default Oracle date format, unless overridden with a NLS_DATE_FORMAT environment variable. Ckp SCN: This is the checkpoint system change number (SCN) of the backup. The file contains all changes made at or before this SCN. Ckp time: This is the time that the file was last checkpointed. Handle: This is the media manager handle of the proxy backup.

Action: No action is required.

RMAN-06378: List of Backup Sets

Cause: This message is issued in response to a LIST BACKUP command.

Action: No action is required.

RMAN-06400: database opened

Cause: This is an informational message only.

Action: No action is required.

RMAN-06401: database is already started

Cause: A STARTUP command without the FORCE option was issued, but the target database is already started.

Action: Use the FORCE option if you want to restart the database.

RMAN-06402: Oracle instance shut down

Cause: This is an informational message only.

Action: No action is required.

RMAN-06403: could not obtain a fully authorized session

Cause: The most likely cause of this error is that one of the databases to which RMAN had previously connected is not started or has been shutdown. Other error messages should identify exactly which database is the problem.

Action: Startup the database causing the problem.

RMAN-06404: database dismantled

Cause: This is an informational message only.

Action: No action is required.

RMAN-06405: database closed

Cause: This is an informational message only.

Action: No action is required.

RMAN-06406: deleted archived log

Cause: This is an informational message only.

Action: No action is required.

RMAN-06407: auxiliary instance file *string* deleted

Cause: This is an informational message only.

Action: No action is required.

RMAN-06408: recovery catalog upgraded to version *string*

Cause: This is an informational message issued by the UPGRADE CATALOG command. It indicates the version of the recovery catalog schema to which the recovery catalog was just upgraded. Note that this version number may not reflect the version number of your rman executable or target database, because the recovery catalog schema is not changed with each Oracle release.

Action: No action is required.

RMAN-06409: LIKE clause in LIST BACKUP OF ARCHIVELOG is not supported

Cause: LIST BACKUP OF ARCHIVELOG LIKE was used, which is not supported.

Action: Remove LIKE clause from command.

RMAN-06410: cannot use command when channels are allocated

Cause: An attempt was made to issue a command that can be used only when there are no allocated channels.

Action: Do not use the command, or de-allocate channels and use the command when no channels are allocated.

RMAN-06411: backup copies setting out of range (1-4): *number*

Cause: An attempt was made to set backup copies to an invalid value.

Action: Use a value in the specified range.

RMAN-06412: no proxy copy channel found

Cause: A proxy copy was started, but no allocated channel supports proxy copy. This could be because the media management software used by the target database does not support proxy copy, or because all of the allocated channels are of type DISK, which never support proxy copy.

Action: If this is a backup, then either allocate a non-disk channel, or do not use the PROXY option. If this is a restore, then a channel of the same type which created the proxy backup was allocated, but now does not support proxy copy. If proxy copy is no longer supported by the media management software at the target database, the CROSSCHECK or CHANGE commands should be used so that those backups will not be considered for further restores.

RMAN-06413: channel *string* does not support proxy copy

Cause: The channel which was specified for this backup or restore does not support proxy copy. This could be because the media management software used by the target database does not support proxy copy, or because the channel is of type DISK, which never supports proxy copy.

Action: If this is a backup, then either allocate a non-disk channel, or do not use the PROXY option. If this is a restore, then a channel of the same type which created the proxy backup was allocated, but now does not support proxy copy. If proxy copy is no longer supported by the media management software at the target database, the CROSSCHECK command should be used so that those backups will not be considered for further restores.

RMAN-06414: target database COMPATIBLE option does not support proxy copy

Cause: PROXY was specified, and the target database uses a media manager that supports proxy copy, but the COMPATIBLE initialization parameter of the target database must be 8.1.0 or greater to create proxy backups. If the database is downgraded to the earlier release that is specified in the COMPATIBLE parameter, then it will no longer be able to restore proxy backups.

Action: Either take a non-proxy backup or change the target database COMPATIBLE parameter.

RMAN-06415: file *string* cannot be proxy backed up

Cause: The PROXY option was specified, but the media management software used by the target database cannot back up the specified file using proxy copy. If PROXY ONLY was specified, then the backup is terminated. If PROXY was specified, then this file will be placed into a non-proxy backup set.

Action: Remove the ONLY option to place the files into a regular backup set, or contact the media management vendor if you believe that the media management software should support proxy copy of this file.

RMAN-06416: PROXY ONLY was specified and some files could not be proxy copied

Cause: PROXY ONLY was specified, and some of the files to be backed up could not be backed up by the media management software used by the target database. Message 6415 is issued for each file that cannot be proxy copied.

Action: Remove the ONLY option to place the files into a regular backup set, or contact the media management vendor if you believe that the media management software should support proxy copy of these files.

RMAN-06417: command not allowed when connected to a virtual private catalog

Cause: The command that was entered cannot be used while connected to a virtual private catalog.

Action: Connect to the base catalog and re-execute the command.

RMAN-06418: proxy incremental backups with level > 0 not supported

Cause: PROXY was specified for a non-level-zero incremental backup. Proxy backups may only be full or level 0 backups.

Action: Remove one of the conflicting options.

RMAN-06419: file *string* cannot be proxy restored from handle *string*

Cause: The media management software used by the target database indicated that it cannot restore the specified file from the specified backup handle.

Action: Consult the media management software documentation to find out why this restriction exists or contact the media management vendor.

RMAN-06420: some files could not be proxy restored - aborting restore

Cause: Some of the files to be restored could not be restored by the media management software used by the target database. Message 6419 is issued for each file that cannot be restored.

Action: Contact the media management vendor if you believe that the media management software should support proxy copy of these files. The CROSSCHECK or CHANGE commands can be used to remove these proxy copies from the catalog to prevent the RESTORE command from trying to restore from them.

RMAN-06421: sent command to channel: *string*

Cause: This is an informational message only.

Action: No action is required.

RMAN-06422: no channels found for SEND command

Cause: No channels with the specified names or device types were found. If no channel qualifiers were specified, then no channels were allocated.

Action: Specify a different channel type or allocate a channel of the desired type.

RMAN-06423: requested limit of *number* exceeds vendor limit of *number*

Cause: A command was used to set the backup piece size limit, but the media management software used by the target database cannot create backup pieces that large.

Action: Specify a smaller backup piece limit.

RMAN-06424: error while looking up proxy copy

Cause: An error occurred while looking up the specified proxy copy in the recovery catalog or target database control file.

Action: This error is accompanied by other errors describing the reason for the failure. Ensure that the name or key is entered correctly. If the proxy copy was created when the recovery catalog was not available, then a RESYNC CATALOG must be done to update the recovery catalog.

RMAN-06425: *datafile pathname not available*

Cause: This is an informational message only.

Action: No action is required.

RMAN-06426: RECOVERY_CATALOG_OWNER role must be granted to user *string*

Cause: The CREATE CATALOG or UPGRADE CATALOG command was used, but the USERID that was supplied in the CATALOG connect string does not have the RECOVERY_CATALOG_OWNER role granted as a DEFAULT role.

Action: Grant the RECOVERY_CATALOG_OWNER role to the recovery catalog owner.

RMAN-06427: recovery catalog already exists

Cause: The CREATE CATALOG command cannot be used when the recovery catalog already exists.

Action: Use the UPGRADE CATALOG command to upgrade your recovery catalog to the most current release without losing any existing backup data. Use the DROP CATALOG command to remove an existing recovery catalog.

RMAN-06428: recovery catalog is not installed

Cause: A recovery catalog database connection has been made, but the recovery catalog tables and views have not been installed.

Action: If you mis-typed the recovery catalog owner USERID, then correct the USERID and reconnect to the recovery catalog. If this is the first time that you have signed on to Recovery Manager with this recovery catalog owner USERID, then use the CREATE CATALOG command to create the recovery catalog schema. Alternatively, exit RMAN and connect without specifying a recovery catalog connection.

RMAN-06429: *string* database is not compatible with this version of RMAN

Cause: The indicated database is not compatible with this version of the Recovery Manager (RMAN). Other messages have also been issued which detail the cause of the error.

Action: See the other messages. If the database is CATALOG, then you may be able to use the CREATE CATALOG or UPGRADE CATALOG commands to correct the problem. If the database is TARGET or AUXILIARY, then you must either upgrade the target database or use a newer version of the RMAN executable.

RMAN-06430: recovery catalog USERID cannot be SYS

Cause: A recovery catalog connection was made to USERID SYS. The recovery catalog must be created in a USERID other than SYS.

Action: Specify a different USERID in the CATALOG connect string.

RMAN-06431: recovery catalog created

Cause: This is an informational message issued by the CREATE CATALOG command.

Action: No action is required.

RMAN-06432: recovery catalog dropped

Cause: This is an informational message issued by the DROP CATALOG command.

Action: No action is required.

RMAN-06433: error installing recovery catalog

Cause: An error was received from the recovery catalog database while it was being installed. Another error message shows the error message from the server.

Action: The most common reasons for failure to install the recovery catalog are: - Lack of space in the recovery catalog database: allocate more space, use the DROP CATALOG command to remove any partially installed recovery catalog, and retry the command. - Object already exists: This is caused by a partial recovery catalog installation. Use the DROP CATALOG command to remove the partially installed recovery catalog and retry the command.

RMAN-06434: some errors occurred while removing recovery catalog

Cause: Some errors were received from the recovery catalog database while removing the recovery catalog.

Action: Correct the error(s) and retry the command. Note that Recovery Manager intercepts and ignores common errors, such as 'object not found', which can happen while removing a partially installed recovery catalog. Only serious errors will be displayed while removing the recovery catalog.

RMAN-06435: recovery catalog owner is *string*

Cause: This is an informational message issued by the UPGRADE CATALOG and DROP CATALOG commands.

Action: No action is required.

RMAN-06437: cannot drop catalog - catalog is newer than this RMAN

Cause: The DROP CATALOG command was entered, but the recovery catalog was created by a newer version of the Recovery Manager (RMAN). This version of RMAN may not be able to drop the entire recovery catalog.

Action: Use the version of RMAN which most recently created or upgraded the recovery catalog.

RMAN-06438: error executing package DBMS_RCVMAN in *string* database

Cause: Recovery Manager requires the DBMS_RCVMAN package in the SYS schema of the indicated database. Normally this package is installed during database creation. To re-create the package, run the files dbmsrman.sql and prvtrmns.plb.

Action: re-create the DBMS_RCVMAN package in the SYS schema.

RMAN-06439: RMAN must be upgraded to version *string* to work with this package

Cause: This message indicates the minimum version of recovery manager required to use the package which was specified in message 6191.

Action: A newer version of RMAN must be used with this package.

RMAN-06440: virtual catalog dropped

Cause: This is an informational message issued by the DROP CATALOG command, when connected to a virtual private catalog. Note that dropping a virtual private catalog does not delete any data, because the catalog data is owned by the base catalog.

Action: No action is required.

RMAN-06441: cannot upgrade catalog - catalog is already newer than this RMAN

Cause: The recovery catalog is already at a version level that is greater than this version of the Recovery Manager. The UPGRADE CATALOG command is not needed.

Action: Either upgrade to a more recent Recovery Manager, or continue to use the current version. Message 6191 will be issued if the recovery catalog is too new to work with this version of Recovery Manager.

RMAN-06443: error upgrading recovery catalog

Cause: An error was received from the recovery catalog database while upgrading the recovery catalog.

Action: Correct the error and retry the command. Note that the Recovery Manager intercepts and ignores common errors, such as 'column already exists,' which can happen if the recovery catalog has already been partially upgraded. Only serious errors will be displayed while upgrading the recovery catalog.

RMAN-06444: error creating *string*

Cause: During the CREATE CATALOG or UPGRADE CATALOG command, the indicated object could not be created due to errors.

Action: Make sure that the RECOVER.BSQ file has not been modified or damaged, and then if this error persists, contact Oracle Support Services. If the error refers to one of the RMAN PL/SQL packages, connect to the recovery catalog owner and query the USER_ERRORS view to find out the details of the compilation errors.

RMAN-06445: cannot connect to recovery catalog after NOCATALOG has been used

Cause: The CONNECT CATALOG command was used after the user had already specified the NOCATALOG option.

Action: Re-start rman if you wish to use a recovery catalog.

RMAN-06446: changed proxy copy unavailable

Cause: This is an informational message only.

Action: No action is required.

RMAN-06447: changed proxy copy available

Cause: This is an informational message only.

Action: No action is required.

RMAN-06448: uncataloged proxy copy

Cause: This is an informational message only.

Action: No action is required.

RMAN-06449: deleted proxy copy

Cause: This is an informational message only.

Action: No action is required.

RMAN-06450: crosschecked proxy copy: found to be 'string'

Cause: This is an informational message only.

Action: No action is required.

RMAN-06451: proxy copy handle=string RECID=string STAMP=string

Cause: This is an informational message only.

Action: No action is required.

RMAN-06452: string package upgraded to version string

Cause: This is an informational message issued by the UPGRADE CATALOG command. It indicates the version to which the indicated package was just upgraded. Note that this version number may not reflect the version number of your rman executable or target database, because the recovery catalog packages are not changed with each Oracle release.

Action: No action is required.

RMAN-06453: RECOVERABLE may only be used with datafile objects

Cause: An attempt was made to use LIST ... RECOVERABLE .. with OF CONTROLFILE or OF ARCHIVELOG.

Action: Remove the RECOVERABLE keyword and try again.

RMAN-06454: duplexed backups require Enterprise Edition

Cause: The SET COPIES or CONFIGURE BACKUP COPIES command was used to create more than one copy of each backup piece, but Enterprise Edition is not installed.

Action: Do not attempt to create more than one copy of each backup piece.

RMAN-06455: Tablespace Point-in-Time Recovery requires Enterprise Edition

Cause: Tablespace Point-in-Time Recovery was attempted, but Enterprise Edition is not installed.

Action: Do not attempt Tablespace Point-in-Time Recovery.

RMAN-06456: command is obsolete

Cause: This is an informational message only.

Action: No action is required.

RMAN-06457: UNTIL SCN (string) is ahead of last SCN in archived logs (string)

Cause: UNTIL SCN cannot be more than the last system change number (SCN) of the last archived log

Action: Check the UNTIL SCN.

RMAN-06458: AS COPY option cannot be used with RECOVERY FILES, RECOVERY AREA or DB_RECOVERY_FILE_DEST

Cause: The RECOVERY FILES, RECOVERY AREA or DB_RECOVERY_FILE_DEST was specified with AS COPY.

Action: Remove the AS COPY option and resubmit the command.

RMAN-06459: BACKUP <VALIDATE | DURATION> is not supported with PROXY

Cause: BACKUP <VALIDATE | DURATION> and PROXY were specified in the same backup command.

Action: Remove the incompatible option.

RMAN-06460: control file copy *string* cannot be backed up by proxy.

Cause: The PROXY option was specified, but proxy copy of control file is not supported. This file will be placed into a non-proxy backup set.

Action: No action required, this is an informational message.

RMAN-06461: current control file cannot be backed up by proxy.

Cause: The PROXY option was specified, but proxy copy of control file is not supported. This file will be placed into a non-proxy backup set.

Action: No action required, this is an informational message.

RMAN-06462: no backup sets found on device DISK that match specification

Cause: A backup set record specifier did not match an backup set on device DISK in the recovery catalog.

Action: Resubmit the command with a different backup set record specifier. The Recovery Manager (RMAN) LIST command can be used to display all backup sets that RMAN knows about.

RMAN-06463: Backup set key *string* cannot be backed up by proxy.

Cause: The PROXY option was specified, but proxy copy of backup set is not supported. This file will be placed into a non-proxy backup set.

Action: No action required, this is an informational message.

RMAN-06464: BACKUP BACKUPSET is not supported with VALIDATE option

Cause: BACKUP BACKUPSET and VALIDATE were specified in the same backup command.

Action: To validate a backup set, use the VALIDATE BACKUPSET or RESTORE VALIDATE command.

RMAN-06465: configuration not implemented: *string*

Cause: The configuration is not implemented in the current release.

Action: Avoid using the command.

RMAN-06466: error parsing configuration string (*string*)

Cause: Unsupported configuration string is stored in recovery catalog or target database control file.

Action: Check compatibility matrix rman executable and target database and recover catalog. Use DBMS_BACKUP_RESTORE.DELETECONFIG to remove problematic configuration.

RMAN-06467: could not translate DBA: *number*

Cause: An error was received when calling DBMS_RCVMAN

Action: This message should be accompanied by other error message(s) indicating the cause of the error.

RMAN-06468: Invalid Data Block Address: *number*

Cause: The DBA specified doesn't belong to the mentioned tablespace

Action: Check the DBA

RMAN-06469: could not translate corruption list

Cause: An error was received when calling DBMS_RCVMAN

Action: This message should be accompanied by other error message(s) indicating the cause of the error.

RMAN-06470: DEVICE TYPE is supported only when automatic channels are used

Cause: The DEVICE TYPE option was specified with a BACKUP, RESTORE, RECOVER, DUPLICATE, CHANGE, VALIDATE, CROSSCHECK, or DELETE EXPIRED command. This option is allowed only when automatically allocated channels are used.

Action: Remove the DEVICE TYPE option and re-run the command. Or Remove all ALLOCATE commands and re-run the script so that channels are automatically allocated.

RMAN-06471: no configuration found to allocate channels for *string*

Cause: Device type configuration was not found in recovery catalog

Action: Setup device type configuration using configure command for required device type

RMAN-06472: channel id *string* is automatically allocated

Cause: Channel id was used on ALLOCATE/RELEASE command.

Action: Use other channel id that does not belong to reserved channel id's name space

RMAN-06473: SET DATABASE can only be used in case of DUPLICATE without TARGET connection

Cause: A SET DATABASE command was specified when connected to target database or not connected to an auxiliary instance.

Action: Specify the command only when not connected to a target database and when connected to an auxiliary instance in preparation to DUPLICATE without TARGET connection.

RMAN-06474: maintenance channels are not allocated

Cause: RELEASE CHANNEL was used without allocating any maintenance channels.

Action: Allocate maintenance channel before executing this command.

RMAN-06475: parallelism setting out of range (1-254): *number*

Cause: Parallelism for the device type in CONFIGURE PARALLELISM command is out of range

Action: Enter value of parallelism that are within the allowed range.

RMAN-06476: channel number out of range (1-254): *number*

Cause: Channel number entered in CONFIGURE CHANNEL command is out of range.

Action: Enter channel number within allowed range and retry the command. for this device and retry the command

RMAN-06477: configuration value length exceeds 1024

Cause: CONFIGURE CHANNEL command entered has configuration value greater than 1024 bytes.

Action: Reduce the length of CONFIGURE CHANNEL command options

RMAN-06478: warning: datafile copy '*string*' cannot be found on disk

Cause: The CHANGE DATAFILECOPY AVAILABLE command was used, but the data file copy cannot be found on disk.

Action: If the storage containing the data file copy has been removed from the host, restore it and retry the command. If the data file copy is permanently gone, then issue the CHANGE DATAFILECOPY DELETE command for this data file.

RMAN-06479: warning: control file copy '*string*' cannot be found on disk

Cause: The CHANGE CONTROLFILECOPY AVAILABLE command was used, but the control file copy cannot be found on disk.

Action: If the storage containing the control file copy has been removed from the host, restore it and retry the command. If the control file copy is permanently gone, then issue the CHANGE CONTROLFILECOPY DELETE command for this control file.

RMAN-06480: warning: archived log '*string*' cannot be found on disk

Cause: The CHANGE ARCHIVELOG AVAILABLE command was used, but the archived log cannot be found on disk.

Action: If the storage containing the archived log has been removed from the host, restore it and retry the command. If the archived log is permanently gone, then issue the CHANGE ARCHIVELOG DELETE command for this archived log.

RMAN-06481: warning: backup piece '*string*' cannot be found on the storage medium

Cause: The CHANGE BACKUPPIECE AVAILABLE command was used, but the backup piece cannot be found on the storage medium.

Action: If the storage containing the backup piece has been removed from the host, restore it and retry the command. If the backup piece is permanently gone, then issue the CHANGE BACKUPPIECE DELETE command for this backup piece.

RMAN-06482: warning: proxy copy '*string*' cannot be found on the storage medium

Cause: The CHANGE PROXY AVAILABLE command was used, but the proxy copy cannot be found on disk.

Action: If the storage containing the proxy copy has been removed from the host, restore it and retry the command. If the proxy copy is permanently gone, then issue the CHANGE PROXY DELETE command for this proxy copy.

RMAN-06483: changed datafile copy expired

Cause: This is an informational message only.

Action: No action is required.

RMAN-06484: changed control file copy expired

Cause: This is an informational message only.

Action: No action is required.

RMAN-06485: changed archived log expired

Cause: This is an informational message only.

Action: No action is required.

RMAN-06486: changed backup piece expired

Cause: This is an informational message only.

Action: No action is required.

RMAN-06487: changed proxy copy expired

Cause: This is an informational message only.

Action: No action is required.

RMAN-06488: restore from AUTOBACKUP does not allow any other modifiers

Cause: A control file or SPFILE restore from AUTOBACKUP was attempted and other restore options were used.

Action: Do not specify any other options for the control file AUTOBACKUP restore.

RMAN-06489: no configuration found to allocate clone channel *number* for device type *string*

Cause: Target channel configuration could not be used for clone channel as it contains CONNECT option.

Action: Setup clone channel configuration using CONFIGURE CLONE command for required number and type of channels.

RMAN-06490: warning: limit of AUTOBACKUPS for the day has been reached

Cause: No more control file AUTOBACKUPS are possible in this day.

Action: This is a warning message, no action is required.

RMAN-06491: control file AUTOBACKUP format "*string*" contains more than one "*string*" format specifier

Cause: A CONTROLFILE AUTOBACKUP FORMAT cannot have more than one reserved format specifier.

Action: Specify only one reserved format specifier or use an alternative format.

RMAN-06492: control file AUTOBACKUP format "*string*" must specify a "*string*" format specifier

Cause: A reserved format specifier was not specified for the CONTROLFILE AUTOBACKUP FORMAT

Action: Add a specifier to the CONTROLFILE AUTOBACKUP FORMAT

RMAN-06493: only UNTIL TIME clause is allowed when performing a restore from AUTOBACKUP, found: *string*

Cause: For restoring a control file AUTOBACKUP only SET UNTIL TIME can be used. It is not possible to translate the others to a precise day.

Action: Specify SET UNTIL TIME to indicate the day to start the restore of a control file AUTOBACKUP.

RMAN-06494: *string* = *string* is out of range (*string-string*)

Cause: The specified parameter for restoring a control file AUTOBACKUP is out of the valid range.

Action: Change the parameter value to a valid number or do not specify it.

RMAN-06495: must explicitly specify DBID with SET DBID command

Cause: Restore of a control file AUTOBACKUP or ADVISE FAILURE was attempted when the database is not mounted.

Action: Specify the DBID of the database using SET DBID or mount the database.

RMAN-06496: must use the TO clause when the database is mounted or open

Cause: A control file restore was attempted when the database is mounted or open and no alternate destination was specified.

Action: Specify an alternate destination with the TO clause or dismount the database.

RMAN-06497: warning: control file is not current, control file AUTOBACKUP skipped

Cause: Control file AUTOBACKUP is not possible without a current control file.

Action: This is a warning message, no action is required.

RMAN-06498: skipping datafile *string*; already backed up *string* time(s)

Cause: The indicated data file will not be included in the backup set. It is already backed up on the device requested and file is offline/read-only data file. Use the FORCE option to override backup optimization.

Action: No action is required.

RMAN-06499: skipping archived log of thread *string* with sequence *string*; already backed up

Cause: The indicated log file will not be included in the backup set because it is already backed up on the device requested. Use FORCE option to override backup optimization.

Action: No action is required.

RMAN-06500: skipping backup set key *string*; already backed up *string* time(s)

Cause: The indicated backup set will not be copied because it is already backed up on the device requested. Use FORCE option to override backup optimization.

Action: No action is required.

RMAN-06501: skipping datafile *string*; already backed up on *string*

Cause: The indicated data file will not be included in the backup set. It is already been backed up once, or before the since time specified.

Action: No action is required.

RMAN-06502: skipping archived logs of thread *string* from sequence *string* to *string*; already backed up

Cause: Some archived logs were not be backed up because they were already backed up on the device requested.

Action: No action is required. You can use the FORCE option to override backup optimization and force these files to be backed up.

RMAN-06503: skipping backup set key *string*; already backed up on *string*

Cause: The indicated backup set will not be backed up. It has already been backed up on the device once, or before the since time specified.

Action: No action is required.

RMAN-06504: PROXY option with multiple backup copies is not supported

Cause: Multiple backup copies and PROXY option were specified in BACKUP command.

Action: Resolve the conflict.

RMAN-06505: specified DATABASE: *string* does not match previous DATABASE: *string*

Cause: SET DBID was used to set a DBID that translated into a database name that does not match newly specified database name or a previous SET DATABASE set a different database name.

Action: Verify that the correct DBID was specified or avoid using the SET DATABASE command.

RMAN-06506: the MAXSETSIZE option cannot be used with a backup backup set

Cause: The MAXSETSIZE option was specified for a backup backup set command.

Action: Remove the option and resubmit the command.

RMAN-06507: trying alternate file for archived log of thread *number* with sequence *number*

Cause: This is an informational message, appearing when an archived log was found out of sync with catalog database.

Action: No action is required.

RMAN-06508: MAXSETSIZE *string* KBYTES should be greater than block size *string* bytes

Cause: MAXSETSIZE configured or specified in backup command should be greater than database block size.

Action: Specify a larger MAXSETSIZE limit.

RMAN-06509: only SPFILE or control file can be restored from AUTOBACKUP

Cause: A data file or archived log restore from AUTOBACKUP was attempted.

Action: Do not specify DATAFILE or ARCHIVELOG for restore from AUTOBACKUP.

RMAN-06510: RMAN retention policy is set to recovery window of *number* days

Cause: This is an informational message only.

Action: No action is required.

RMAN-06511: RMAN retention policy is set to redundancy *number*

Cause: This is an informational message only.

Action: No action is required.

RMAN-06512: copy will be obsolete on date *string*

Cause: This is an informational message only.

Action: No action is required.

RMAN-06513: copy will never be obsolete

Cause: This is an informational message only.

Action: No action is required.

RMAN-06514: archived logs required to recover from this copy will not be kept

Cause: This is an informational message only.

Action: No action is required.

RMAN-06515: archived logs required to recover from this copy will expire when this copy expires

Cause: This is an informational message only.

Action: No action is required.

RMAN-06516: time specified in KEEP UNTIL clause must be after today

Cause: KEEP UNTIL support only a future time.

Action: Correct the time and retry the command.

RMAN-06517: KEEP option is not supported for archived log backups

Cause: The KEEP option is not supported for archived logs.

Action: Either remove KEEP option and retry the command or don't specify archived logs for this backup.

RMAN-06518: backup will be obsolete on date *string*

Cause: This is an informational message only.

Action: No action is required.

RMAN-06519: backup will never be obsolete

Cause: This is an informational message only.

Action: No action is required.

RMAN-06520: archived logs will not be kept or backed up

Cause: This is an informational message only.

Action: No action is required.

RMAN-06521: archived logs required to recover from this backup will expire when this backup expires

Cause: This is an informational message only.

Action: No action is required.

RMAN-06522: KEEP FOREVER option is not supported without the recovery catalog

Cause: The KEEP FOREVER option was used, but it requires a connection to a recovery catalog database. The KEEP FOREVER option cannot be used when the backup repository is the target database control file. This is because information about this backup cannot be permanently stored. (If information is stored just in the control file it will be aged out depending on CONTROL_FILE_RECORD_KEEP_TIME initialization parameter.)

Action: If a recovery catalog database is available, then connect to the recovery catalog and retry the command, otherwise use a different KEEP option. 6523, 1, "unused"

RMAN-06524: RMAN retention policy will be applied to the command

Cause: This is an informational message only.

Action: No action is required.

RMAN-06525: RMAN retention policy is set to none

Cause: Command DELETE OBSOLETE and REPORT OBSOLETE requires that either:
* RMAN retention policy is not NONE or, * RMAN retention policy is specified with
REPORT/DELETE command.

Action: Either configure RMAN retention policy with CONFIGURE command or
specify it at the end of DELETE/REPORT command.

RMAN-06526: KEEP option cannot be used with incremental backup

Cause: The KEEP option was specified for a incremental backup.

Action: Remove the option and resubmit the command.

RMAN-06527: KEEP option is not supported for backup of backup sets

Cause: The KEEP option is not supported for backup of backup sets.

Action: Either remove KEEP option and retry the command or don't specify backup
sets for this backup.

RMAN-06528: CHANGE ... KEEP not supported for BACKUPPIECE

Cause: The CHANGE BACKUPPIECE ... KEEP command was entered. KEEP
attributes cannot be specified for backup pieces.

Action: Use CHANGE BACKUPSET ... KEEP instead.

RMAN-06529: CHANGE ... KEEP not supported for ARCHIVELOG

Cause: The CHANGE ARCHIVELOG ... KEEP command was entered. KEEP
attributes cannot be specified for archived logs.

Action: Use CHANGE BACKUPSET ... KEEP instead.

**RMAN-06530: CHANGE ... KEEP LOGS not supported for backup set which
contains archived logs**

Cause: The CHANGE BACKUPSET ... KEEP command was entered, but the
BACKUPSET contained archived logs. Backup sets with archived logs cannot have
KEEP attributes.

Action: Do not specify backup set with archived logs for the CHANGE
BACKUPSET ... KEEP command.

RMAN-06532: redundancy count must be greater than zero

Cause: The REDUNDANCY operand specified for the retention policy was zero.

Action: Specify a REDUNDANCY operand of 1 or greater.

RMAN-06533: KEEP ... NOLOGS option cannot be used when datafiles are fuzzy

Cause: The KEEP ... NOLOGS option was specified for a backup or copy of files in a
fuzzy state. This kind of backup requires archived logs for recovery, so archived logs
must be kept.

Action: Remove the KEEP ... NOLOGS option or make sure the files are not in a fuzzy
state and resubmit the command.

**RMAN-06534: archived logs required to recover from this backup will be backed
up**

Cause: This is an informational message only. An archivelog backup will be created
and kept so the specified backup can be recovered to a consistent state.

Action: No action is required.

RMAN-06535: LIST COPY OF SPFILE is not supported

Cause: LIST COPY OF SPFILE was used, which is not supported because SPFILE cannot have a copy.

Action: Remove SPFILE from the command.

RMAN-06536: BACKED UP ... TIMES option is supported only for archived logs

Cause: The BACKUP UP ... TIMES option was used as a qualifier. This option is supported only for archived logs.

Action: Remove the option and resubmit the command.

RMAN-06537: CHANGE ... KEEP not supported for BACKUP

Cause: The CHANGE BACKUP... KEEP command was entered. KEEP attributes cannot be specified for copies and backup pieces in a single command.

Action: Use CHANGE BACKUPSET ... KEEP instead.

RMAN-06538: The expected DB_UNIQUE_NAME is *string*, but found *string*

Cause: This is an informational message.

Action: Check other error messages associated with this message.

RMAN-06540: Tablespace *string* will be excluded from future whole database backups

Cause: This is an informational message only.

Action: No action is required.

RMAN-06541: Tablespace *string* will be included in future whole database backups

Cause: This is an informational message only.

Action: No action is required.

RMAN-06542: file *string* is excluded from whole database backup

Cause: The indicated file will not be included in the backup set because its tablespace is configured as excluded from backup.

Action: No action is required.

RMAN-06543: duplicate or conflicting LIST options: *string* and *string*

Cause: The indicated options conflict with each other or appear more than once in a LIST command.

Action: remove the duplicate/conflicting option from the command.

RMAN-06547: SYSTEM tablespace cannot be excluded from whole database backup

Cause: The SYSTEM tablespace must be included in whole database backup.

Action: Remove the SYSTEM tablespace from the CONFIGURE ... EXCLUDE and retry the operation.

RMAN-06548: connected to auxiliary database: *string* (DBID=*string*)

Cause: This is an informational message only.

Action: No action is required.

RMAN-06549: connected to auxiliary database: *string* (not mounted)

Cause: This is an informational message only.

Action: No action is required.

RMAN-06550: clone database not mounted and db_name not set in init.ora

Cause: The clone database "init.ora" file does not specify the DB_NAME parameter.

Action: Add the DB_NAME parameter to the clone database "init.ora" and restart the instance.

RMAN-06551: error while looking up datafile copy for file number: *string*

Cause: An error occurred while looking up the specified data file copy in the recovery catalog or target database control file.

Action: This error is accompanied by other errors describing the reason for the failure. If the data file copy was created during a RESTORE with a new name, ensure that the RESTORE completed successfully.

RMAN-06552: newname for datafile *number* was set to NEW, but file was not restored

Cause: A SWITCH command was specified for a data file, but the newname was set to NEW and the file was not restored. If newname is set to NEW, the file must be restored before issuing a SWITCH command.

Action: Correct and resubmit the SWITCH command.

RMAN-06553: DB_CREATE_FILE_DEST must be set for SET NEWNAME ... TO NEW

Cause: The SET NEWNAME ... TO NEW option was specified but the OMF destination init parameter DB_CREATE_FILE_DEST is not set.

Action: Supply a full name to the SET NEWNAME command or set DB_CREATE_FILE_DEST at the target database.

RMAN-06554: warning: file *string* is in backup mode

Cause: A file which is being backed up or copied is in backup mode. RMAN will back up the file anyway, but files do not need to be put into backup mode before backing them up with RMAN.

Action: Use the ALTER TABLESPACE ... END BACKUP statement, at the target database server, to take the files out of backup mode.

RMAN-06555: datafile *string* must be restored from backup created before *string*

Cause: An incomplete recovery session was started, but the file is newer than the UNTIL TIME clause.

Action: Check the UNTIL TIME clause or restore the file from a sufficient old backup.

RMAN-06556: datafile *string* must be restored from backup older than SCN *string*

Cause: An incomplete recovery session was started, but the file is newer than the UNTIL clause.

Action: Check the UNTIL clause or restore the file from a sufficient old backup.

RMAN-06557: unable to restore archived log of thread *number* with sequence *number*

Cause: Restore of the specified archived log failed because the size of the archived log is larger than available disk space.

Action: One of the following: 1) Increase the MAXSIZE parameter and retry the command. 2) Free up disk space in the recovery area.

RMAN-06558: archived log size of *number* kb is bigger than available space of *number* kb

Cause: This message should be followed by one or more 6557 messages.

Action: Check the accompanying errors.

RMAN-06559: MAXSIZE must be larger than 1 kb

Cause: The MAXSIZE parameter is out of range.

Action: Specify a valid size and retry the command.

RMAN-06560: warning: backup set with key *number* will be read *number* times

Cause: This message should be followed by one or more 6562 messages.

Action: Check the accompanying messages.

RMAN-06561: available space must be larger than *number* kb

Cause: The recovery failed because it requires more disk space. One of the following could have caused this error: 1) The MAXSIZE option is used but is not large enough to restore files. 2) Files should be restored to recovery area, but available disk space is not large enough to restore files.

Action: One of the following: 1) Increase the MAXSIZE parameter and retry the command. 2) Free up disk space in the recovery area.

RMAN-06562: available space of *number* kb needed to avoid reading the backup set multiple times

Cause: A backup set is read more than once. Multiple reads of a backup set can slow restore performance. One of the following could have caused this: 1) The MAXSIZE option is used but is not large enough to restore files. 2) Files should be restored to a recovery area, but the available disk space is not large enough to restore files.

Action: One of the following: 1) Increase the MAXSIZE parameter and retry the command. 2) Free up disk space in the recovery area.

RMAN-06563: control file or SPFILE must be restored using FROM AUTOBACKUP

Cause: RESTORE CONTROLFILE or RESTORE SPFILE was specified without the FROM AUTOBACKUP option when RMAN is not connected to the recovery catalog.

Action: If the recovery catalog is available, connect to the recovery catalog and retry the restore. If the recovery catalog is not available, following is the procedure to restore control file or SPFILE: 1. Specify the DBID of the database with the SET DBID command. 2. If the AUTOBACKUP was created with non-default AUTOBACKUP format, then specify the AUTOBACKUP format using the SET CONTROLFILE AUTOBACKUP FORMAT command. 3. If the backup was created with SBT device, then allocate an SBT channel using the ALLOCATE CHANNEL command. 4. Restore control file or SPFILE by starting the RESTORE ... FROM AUTOBACKUP command.

RMAN-06564: must use the TO clause when the instance is started with SPFILE

Cause: A restore of the SPFILE from AUTOBACKUP was attempted when the instance is started with SPFILE and no alternate destination was specified.

Action: Specify an alternate destination with the TO clause.

RMAN-06565: warning: *string*: sqlcode *number* was caught, automatic retry #*number*

Cause: The RMAN client caught a transient error and will automatically retry several times.

Action: No action required, this is an informational message.

RMAN-06566: target database incarnation not found in control file

Cause: RESETLOGS CHANGE# and/or time of the target database doesn't match any database incarnation in the control file.

Action: One of the following actions can be taken to resolve this error 1) Restore the control file from the incarnation. 2) To populate the new incarnation, inspect or restore an archived log/data file/data file copy/backup set from the target incarnation

RMAN-06567: connected to auxiliary database: *string* (DBID=*string*, not open)

Cause: This is an informational message only.

Action: No action is required.

RMAN-06568: connected to target database: *string* (DBID=*string*, not open)

Cause: This is an informational message only.

Action: No action is required.

RMAN-06569: DATABASE: *string* does not match previous DATABASE: *string*

Cause: SET DBID or SET DATABASE was used to specify the target database name which does not match specified database name in DUPLICATE command.

Action: Verify that the correct DBID or the correct DATABASE was specified or avoid specifying DATABASE in DUPLICATE command.

RMAN-06570: datafile *number* switched to datafile copy "*string*"

Cause: This message was issued in response to a SWITCH command.

Action: No action is required, this is an informational message.

RMAN-06571: datafile *number* does not have recoverable copy

Cause: The SWITCH command with the option TO COPY was specified but the data file has no valid copy to switch to.

Action: Verify whether the data file has a valid data file copy.

RMAN-06572: database is open and datafile *number* is not offline

Cause: The SWITCH command with the option TO COPY was specified, but data file is not offline and database is open.

Action: Either make sure the data file is offline or the database must be mounted but not opened.

RMAN-06573: specified DBID: *string* does not match previous DBID: *string*

Cause: The DBID in the DUPLICATE command did not match the previously specified DBID in the SET DBID command.

Action: Verify that the correct DBID was specified or avoid using DBID in the DUPLICATE command.

RMAN-06575: platform id *number* found in datafile *string* header is not a valid platform id

Cause: The platform id found in the data file header was not recognized.

Action: Verify that this is a valid data file.

RMAN-06576: platform '*string*' (*number*) found in header of datafile *string* does not match specified platform name '*string*' (*number*)

Cause: The platform specified in the command did not match the platform found in the data file header.

Action: Specify the correct platform name and retry the command.

RMAN-06577: FROM TAG option may only be used with datafile copies

Cause: The FROM TAG option was specified for data files.

Action: Remove the option and resubmit the command.

RMAN-06578: INCREMENTAL LEVEL > 0 must be specified with FOR RECOVER OF

Cause: The FOR RECOVER OF option was specified without specifying INCREMENTAL LEVEL > 0.

Action: Specify INCREMENTAL LEVEL > 0 and resubmit the command.

RMAN-06580: the *string* option cannot be used with AS COPY

Cause: The specified option was specified for a backup as copy command.

Action: Remove the option and resubmit the command.

RMAN-06581: option *string* not supported

Cause: This option was specified and it is not supported.

Action: Remove the specified option.

RMAN-06582: AS COPY option cannot be used when backing up backup sets

Cause: The backup set was specified with AS COPY.

Action: Remove the AS COPY option or remove the backup sets.

RMAN-06583: at least 1 channel of TYPE DISK must be allocated to use AS COPY option

Cause: No channel of TYPE DISK was allocated.

Action: Allocate a channel of TYPE DISK and re-issue the command or remove AS COPY.

RMAN-06584: warning: AS BACKUPSET option added due to allocation of multiple channel types

Cause: DISK and non DISK channels were allocated for a backup command. Configuration indicates to produce image copies to DISK, however due to the mixed channel types BACKUPSETS will be created on DISK.

Action: Do not allocate non DISK channels to produce image copies to DISK or allocate only non DISK channels to produce BACKUPSETS only.

RMAN-06585: no copy of datafile *number* found

Cause: An available data file copy for the specified data file could not be found.

Action: make sure that all specified data files have a copy available.

RMAN-06586: no copy of datafile *number* with tag *string* found

Cause: An available data file copy for the specified data file could not be found.

Action: make sure that all specified data files have a copy available.

RMAN-06587: one or more datafile copies were not found

Cause: This error message was accompanied by an additional error message or messages indicating the cause of the error.

Action: Follow the recommended actions of the additional error message or messages.

RMAN-06588: number of patterns (*number*) to DB_FILE_NAME_CONVERT should be even

Cause: An uneven number of patterns was specified.

Action: Specify one more or one less pattern.

RMAN-06589: cannot specify DB_FILE_NAME_CONVERT option without AS COPY

Cause: The DB_FILE_NAME_CONVERT option was specified without AS COPY. This is not permitted for backup set backups where multiple files are combined into a set.

Action: Remove the DB_FILE_NAME_CONVERT option and re-run the BACKUP command.

RMAN-06590: Tablespace *string* cannot be converted

Cause: The system tablespaces could not be transported to other platforms.

Action: Remove the specified tablespace from the CONVERT command and retry the operation.

RMAN-06591: ALLOW INCONSISTENT can only be used with cross-platform backup

Cause: ALLOW INCONSISTENT was specified in a non cross-platform backup command.

Action: Remove ALLOW INCONSISTENT or add a cross-platform backup modifier.

RMAN-06593: platform name '*string*' specified in FROM PLATFORM is not valid

Cause: The platform name was not recognized.

Action: Specify a valid platform name.

RMAN-06594: platform name '*string*' specified in TO PLATFORM is not valid

Cause: The platform name was not recognized.

Action: Specify a valid platform name.

RMAN-06595: platform name '*string*' does not match database platform name '*string*'

Cause: The platform name specified did not match the name of the database performing the conversion.

Action: Specify the correct platform name.

RMAN-06596: *string* requires target database compatibility *string*, currently set to *string*

Cause: A command or option was used that requires a higher database compatibility than is currently set at the target database.

Action: Raise the compatibility of the database before attempting the command again.

RMAN-06597: conversion between platforms '*string*' and '*string*' is not implemented

Cause: Conversion of Oracle data files between the specified platforms was not supported.

Action: Do not do the conversion.

RMAN-06599: Tablespace *string* is not read-only

Cause: A conversion was attempted on a tablespace which is not read-only.

Action: Change the tablespace to read-only and retry the operation.

RMAN-06600: old RMAN configuration parameters:

Cause: This message is issued in response to a CONFIGURE command.

Action: No action is required, this is an informational message only.

RMAN-06601: new RMAN configuration parameters:

Cause: This message is issued in response to a CONFIGURE command.

Action: No action is required, this is an informational message only.

RMAN-06602: TO DESTINATION option can be used only for disk device

Cause: The TO DESTINATION option was specified for non-disk device.

Action: Remove the TO DESTINATION option and resubmit the command.

RMAN-06603: TO DESTINATION option must be specified with RECOVERY AREA, RECOVERY FILES or DB_RECOVERY_FILE_DEST on disk device

Cause: RECOVERY FILES, RECOVERY AREA or DB_RECOVERY_FILE_DEST option was specified in BACKUP command on disk device without specifying TO DESTINATION option.

Action: Specify TO DESTINATION option and retry the command.

RMAN-06604: new RMAN configuration parameters are successfully stored

Cause: This message is issued in response to a CONFIGURE command.

Action: No action is required, this is an informational message only.

RMAN-06605: old RMAN configuration parameters are successfully deleted

Cause: This message is issued in response to a CONFIGURE command.

Action: No action is required, this is an informational message only.

RMAN-06606: RMAN configuration parameters are successfully reset to default value

Cause: This message is issued in response to a CONFIGURE command.

Action: No action is required, this is an informational message only.

RMAN-06607: RMAN configuration parameters for database with db_unique_name *string* are:

Cause: This message is issued in response to a SHOW command.

Action: No action is required, this is an informational message only.

RMAN-06608: RMAN configuration has no stored or default parameters

Cause: This message is issued in response to a SHOW command.

Action: No action is required, this is an informational message only.

RMAN-06609: AS COPY can be configured only for disk device

Cause: The AS COPY option was specified for non-disk device.

Action: Remove the AS COPY option and resubmit the command.

RMAN-06610: For record type *string* RECIDS from *number* to *number* are re-used before resync

Cause: This messages is issued when the control file records were re-used before resyncing to catalog database.

Action: Increase control_file_keep_record_time setting or issue BACKUP command that it will generate fewer control file records, e.g., backup few tablespaces instead of the complete database in one BACKUP command.

RMAN-06611: Following RMAN configuration applied before deleting logs:

Cause: This message is issued in response to a DELETE command.

Action: No action is required, this is an informational message only.

RMAN-06612: Incompatible options were specified for archivelog deletion policy

Cause: Incompabitle options were specified on CONFIGURE ARCHIVELOG DELETION POLICY command.

Action: Remove incompabitle options and retry the command. BACKED UP option can be used individually or combined with SHIPPED or APPLIED option. Following are invalid combination of options: a) TO NONE cannot be used with other options b) SHIPPED ON STANDBY and SHIPPED ON ALL STANDBY cannot be used together. c) APPLIED ON STANDBY and APPLIED ON ALL STANDBY cannot be used together. d) SHIPPED and APPLIED cannot be used together.

RMAN-06613: Connect identifier for DB_UNIQUE_NAME *string* not configured

Cause: The connect identifier for the specified DB_UNIQUE_NAME initialization parameter was not configured.

Action: Do one of the following: - If the DB_UNIQUE_NAME belongs to a connected target database, then define the DB_UNIQUE_NAME parameter in LOG_ARCHIVE_DEST_n at the remote database from where the resynchronization is performed. Otherwise, define DB_UNIQUE_NAME parameter in LOG_ARCHIVE_DEST_n at the target database. Or, - Configure the appropriate connect identifier using the CONFIGURE DB_UNIQUE_NAME RMAN command and rerun the command.

RMAN-06614: DB_UNIQUE_NAME string is too long

Cause: The DB_UNIQUE_NAME initialization parameter string was too long.

Action: Configure the appropriate DB_UNIQUE_NAME initialization parameter string and re-run the command.

RMAN-06615: resyncing from database with DB_UNIQUE_NAME *string*

Cause: Resync was performed remotely for the specified DB_UNIQUE_NAME initialization parameter without connecting to it as target database. This type of remote resync has limitations. For example, RMAN output cannot be resynced. Please refer to RMAN documentation for a complete set of limitations.

Action: This is an informational message.

RMAN-06616: RMAN output not resynced for database with DB_UNIQUE_NAME *string*

Cause: V\$RMAN_OUTPUT contents were not resynced when the RESYNC CATALOG FROM DB_UNIQUE_NAME command was executed."

Action: This is an informational message.

RMAN-06617: UNTIL TIME (*string*) is ahead of last NEXT TIME in archived logs (*string*)

Cause: UNTIL TIME was more than the last NEXT TIME of the last archived log.

Action: Check the UNTIL SCN.

RMAN-06618: RMAN client and database release mismatch; indicated database release is *number.number.number.number*

Cause: This release of RMAN was incompatible with either the indicated database or the DBMS_BACKUP_RESTORE package installed in the indicated database.

Action: If the database has been upgraded from an earlier release, ensure that the catuxxx.sql script has been run successfully. Reinstall dbmsbkrs.sql and prvtbkrs.plb if necessary. Otherwise, make sure that the RMAN client release is the same as the target database release.

RMAN-06619: recovery catalog schema release *string* is newer than RMAN release

Cause: The RMAN client release did not match the catalog schema release number for the database.

Action: This is an informational message. No action is required.

RMAN-06700: error parsing text script in file *string*

Cause: Incorrect syntax or invalid commands were found.

Action: Fix text script and retry the command.

RMAN-06701: could not construct path for file: "*string*"

Cause: An error was encountered when trying to construct the full pathname for the specified file.

Action: Ensure that the path is correct.

RMAN-06702: could not initialize for input file: "*string*"

Cause: An error was encountered when trying to initialize the specified file for input.

Action: Ensure that the file exists.

RMAN-06703: could not open file: "*string*" (reason=*string*)

Cause: An error was encountered when trying to open the specified file.

Action: Ensure that the file has correct permissions.

RMAN-06705: text script line is too long (>1024)

Cause: A text script contained a line longer than the permitted maximum length.

Action: Split the line in smaller lines and retry the operation.

RMAN-06706: could not close file: "*string*" (reason=*string*)

Cause: An error was encountered when trying to close the specified file.

Action: Ensure that the file has correct permissions and still exists.

RMAN-06707: could not initialize for output file: "string"

Cause: An error was encountered when trying to initialize the specified file for output.

Action: Ensure that the file exists.

RMAN-06708: short write while writing file "string". Wrote *string* bytes instead of *string* bytes

Cause: An attempt was made to write to a file system that was full.

Action: Ensure that the file system has room for the file. Check system logs.

RMAN-06709: \n No scripts in recovery catalog

Cause: An attempt was made to list the scripts in the catalog, but no scripts could be found in the specified recovery catalog.

Action: No action required, this is an informational message only.

RMAN-06710: script *string* not found in catalog

Cause: An attempt was made to call a script that could not be found in the target database or as a global script in the specified catalog.

Action: Verify the script name and retry the command.

RMAN-06711: global scripts require a TARGET connection

Cause: Connection to a TARGET database was not specified.

Action: Provide a TARGET connection and retry the command.

RMAN-06716: skipping datafile *number*; already restored to file *string*

Cause: Recovery Manager determined that this file is already restored. Use FORCE option to override this optimization.

Action: No action required, this is an informational message only.

RMAN-06717: Could not delete auxiliary instance file *string*

Cause: Auxiliary instance file was not deleted. This message should be accompanied by other error message(s) indicating the cause of the error.

Action: Check the accompanying errors.

RMAN-06724: backup not done; all files already backed up

Cause: A BACKUP command does not need to backup any files, because all of the files to backup are already backed up.

Action: No action required, this is an informational message only.

RMAN-06725: database not open: sort area size too small

Cause: sort area size too small to execute RMAN commands.

Action: open the database or increase sort_area_size.

RMAN-06726: could not locate archived log *string*

Cause: The specified archived log could not be found on any allocated channel.

Action: Allocate additional channels on other nodes of the cluster or, if the archived logs has been deleted, use the CROSSCHECK ARCHIVELOG command to correct the recovery catalog or target database control file entries.

RMAN-06727: could not locate datafile copy *string*

Cause: The specified data file copy could not be found on any allocated channel.

Action: Allocate additional channels on other nodes of the cluster or if the data file copy has been deleted, use the CROSSCHECK DATAFILECOPY command to correct the recovery catalog or target database control file entries.

RMAN-06728: could not locate control file copy *string*

Cause: The specified control file copy could not be found on any allocated channel.

Action: Allocate additional channels on other nodes of the cluster or if the control file copy has been deleted, use the CROSSCHECK CONTROLFILECOPY command to correct the recovery catalog or target database control file entries.

RMAN-06729: no backup of the SPFILE found to restore

Cause: A SPFILE restore could not proceed because no backup of the SPFILE was found. It may be the case that a backup of this file exists but does not satisfy the criteria specified in the user's restore operands.

Action: Modify options for the SPFILE restore.

RMAN-06730: no channel to restore a backup of the SPFILE

Cause: A SPFILE restore could not proceed because the backup on a device type that was not allocated for restore.

Action: No action required, this is an informational message only. See message 6026 for further details.

RMAN-06731: command *string:string%%* complete, time left *number:number:number*

Cause: This is an informational message only.

Action: No action is required.

RMAN-06732: database dropped

Cause: This is an informational message only.

Action: No action is required.

RMAN-06733: database unregistered from the recovery catalog

Cause: This is an informational message only.

Action: No action is required.

RMAN-06737: database name "*string*" does not match target database name "*string*"

Cause: The UNREGISTER DATABASE command was used with a database name that does not match the name of the database to which RMAN is connected.

Action: Specify the correct database name or avoid specifying the database name when connected to the target database.

RMAN-06738: database name "*string*" is not unique in the recovery catalog

Cause: The UNREGISTER DATABASE command was used with a database name that is ambiguous.

Action: Use the SET DBID command to specify the database id and resolve the ambiguity.

RMAN-06739: database "*string*" is not found in the recovery catalog

Cause: The UNREGISTER DATABASE command was used with a database name that was not found in the recovery catalog.

Action: Make sure the database name specified in the DROP DATABASE command syntax is correct.

RMAN-06740: database name is not specified

Cause: The command failed because of the following:

- o RMAN is not connected to the target database
- o The database name is not specified in the command
- o DBID is not set with the SET DBID command

Action: Any one of the following actions will fix the problem:

- o Connect to the target database
- o Specify database name
- o Set DBID with SET DBID command

RMAN-06741: database name is "*string*" and DBID is *string*

Cause: This is an informational message only.

Action: No action is required.

RMAN-06742: platform name '*string*' longer than *number* characters

Cause: The specified platform name exceeded the maximum allowed platform name.

Action: Correct the platform name.

RMAN-06743: specification does not match any backup set in the repository

Cause: The specified backup sets were not found in the recovery catalog or target database control file.

Action: Verify backup set existence and retry the command.

RMAN-06744: specification does not match any datafile copy in the repository

Cause: The specified data file copies were not found in the recovery catalog or target database control file.

Action: Verify data file copy existence and retry the command.

RMAN-06745: skipping datafile copy *string*; already backed up *string* time(s)

Cause: The indicated data file copy was not included in the backup set because it was already backed up on the device requested.

Action: Use FORCE option to override backup optimization.

RMAN-06746: backup cancelled because there are no files to backup

Cause: There were no files or all files were skipped for this backup set, therefore no backup set was created.

Action: This message is informational only.

RMAN-06747: at least 1 channel of tertiary storage must be allocated to execute this command

Cause: The executed command requires a SBT channel, but no channels of type SBT were configured or allocated.

Action: ALLOCATE or CONFIGURE a SBT channel.

RMAN-06748: more than one channel types were allocated

Cause: RECOVERY FILES, RECOVERY AREA or DB_RECOVERY_FILE_DEST option was specified in BACKUP command, but more than one channel types was used and no DEVICE TYPE or CHANNEL option was specified.

Action: Specify CHANNEL or DEVICE TYPE option and retry the command.

RMAN-06749: restore point *string* does not exist.

Cause: The specified restore point does not exist in v\$restore_point table of the target database.

Action: Check the name of restore point and retry the command.

RMAN-06750: SPFILE cannot be backed up by proxy.

Cause: The PROXY option was specified, but proxy copy of SPFILE is not supported. This file will be placed into a non-proxy backup set.

Action: No action required, this is an informational message only.

RMAN-06751: ASM file *string* cannot be proxy backed up.

Cause: The PROXY option was specified, but proxy copy of ASM file is not supported. This file will be placed into a non-proxy backup set.

Action: No action required, this is an informational message only.

RMAN-06752: error while looking up tempfile: *string*

Cause: An error occurred while looking up the specified tempfile in the recovery catalog or target database control file.

Action: This error is accompanied by other errors describing the reason for the failure; see those error messages for further information. One possible problem is that the tempfile name was not entered correctly.

RMAN-06753: tempfile not found in the repository

Cause: The specified tempfile is not found in the control file or recovery catalog.

Action: Make sure that the tempfile name is correct and retry

RMAN-06754: INCREMENTAL FROM SCN option is not supported with [*string*]

Cause: The INCREMENTAL FROM SCN option was supplied but does not apply to this type of backup.

Action: Remove the INCREMENTAL FROM SCN operand and reenter the command.

RMAN-06755: warning: datafile *string*: incremental-start SCN is too recent; using checkpoint SCN *string* instead

Cause: The incremental-start system change number (SCN) which was specified when starting an incremental data file backup is greater than the data file checkpoint SCN, which could cause some blocks to be missed.

Action: Specify a smaller incremental-start system change number (SCN).

RMAN-06756: cannot flashback database to non-guaranteed restore point *string* when flashback is off

Cause: The indicated restore point was not guaranteed and flashback was disabled. When flashback is disabled, Oracle can flashback only to guaranteed restore point.

Action: Specify a guaranteed restore point or turn on flashback and retry the command. the command.

RMAN-06757: DB_UNIQUE_NAME "*string*" does not match target database ("*string*")

Cause: The value specified in the FOR DB_UNIQUE_NAME option did not match the DB_UNIQUE_NAME parameter setting of the target database.

Action: Use the RMAN STARTUP command, with no parameter file option, to start the target database without a parameter file, then run the RESTORE SPFILE command again.

RMAN-06758: DB_UNIQUE_NAME is not unique in the recovery catalog

Cause: RMAN could not identify which SPFILE to restore for this target database, because the recovery catalog contained two or more different instances of this database, each with different DB_UNIQUE_NAME values.

Action: Use the FOR DB_UNIQUE_NAME option to specify the name of the instance whose parameter file you want to restore.

RMAN-06759: skipping datafile copies that are already backed up

Cause: Some data file copies were not be backed up because they were already backed up on the device requested.

Action: No action is required. You can use the FORCE option to override backup optimization and force these files to be backed up.

RMAN-06760: skipping archived logs that are already backed up

Cause: Some archived logs were not be backed up because they were already backed up on the device requested.

Action: No action is required. You can use the FORCE option to override backup optimization and force these files to be backed up.

RMAN-06761: skipping backup sets that are already backed up

Cause: Some backup sets were not be backed up because they were already backed up on the device requested.

Action: No action is required. You can use the FORCE option to override backup optimization and force these files to be backed up.

RMAN-06762: ignoring encryption for proxy or image copies

Cause: This information message is displayed when the RMAN client is generating proxy or image copies and encryption was enabled for the input files.

Action: This is an informational message only.

RMAN-06763: specified encryption algorithm not supported

Cause: An encryption algorithm not supported by the database is specified during backup.

Action: Refer to contents of v\$rman_encryption_algorithms view for the list of supported encryption algorithm. Specify a valid encryption algorithm and retry the command.

RMAN-06764: *string*

Cause: An error occurred when processing user request.

Action: n/a

RMAN-06765: Tablespace *string* will be encrypted in future backup sets

Cause: This is an informational message only.

Action: No action is required.

RMAN-06766: Tablespace *string* will not be encrypted in future backup sets

Cause: This is an informational message only.

Action: No action is required.

RMAN-06767: Tablespace *string* will default to database encryption configuration

Cause: This is an informational message only.

Action: No action is required.

RMAN-06768: duplicate or conflicting options are specified: *string* and *string*

Cause: An error occurred when processing the command because user specified two duplicate options or the two options are not allowed to be used together.

Action: Remove one of the above options and retry the command.

RMAN-06769: length of password must be greater than zero

Cause: Zero length password was specified for encrypted backups.

Action: Retry the command using a password with non-zero length.

RMAN-06771: cannot do IMPORT CATALOG after NOCATALOG has been used

Cause: The IMPORT CATALOG command was used after the NOCATALOG option was already specified.

Action: Restart RMAN and connect to recovery catalog if you wish to IMPORT CATALOG.

RMAN-06772: cannot do IMPORT CATALOG before connecting to recovery catalog

Cause: The IMPORT CATALOG command was used before connecting to the recovery catalog.

Action: Connect to recovery catalog using CONNECT CATALOG command if you wish to IMPORT CATALOG.

RMAN-06773: connected to source recovery catalog database

Cause: This is an informational message only.

Action: No action is required.

RMAN-06774: must specify a TNS service name for source recovery catalog database

Cause: The connect string does not contain TNS service name. IMPORT CATALOG without TNS service name is not supported.

Action: Specify a service name and resubmit the command.

RMAN-06775: not connected to source recovery catalog database

Cause: IMPORT CATALOG command was issued but no connection to the source recovery catalog database has been established.

Action: Resubmit IMPORT CATALOG command with correct connect string.

RMAN-06776: source recovery catalog database not started

Cause: IMPORT CATALOG command was issued which requires the source recovery catalog to be open.

Action: Open the source recovery catalog database and re-submit the command.

RMAN-06777: ORACLE error from source recovery catalog database: *string*

Cause: This message should be accompanied by other error message(s) indicating the cause of the error.

Action: Check the accompanying errors.

RMAN-06778: warning: *string*: sqlcode *number* was caught, automatic retry #*string*

Cause: The RMAN client caught a transient error during temporary resource allocate for IMPORT CATALOG command and will automatically retry several times.

Action: No action required, this is an informational message.

RMAN-06779: import validation complete

Cause: This is an informational message only.

Action: No action required.

RMAN-06780: database unregistered from the source recovery catalog

Cause: This is an informational message only.

Action: No action is required.

RMAN-06781: *string* package version *string* in source database is not of version *string*

Cause: The catalog schema version of the source recovery catalog is not the same as the target recovery catalog. The two catalog

Action: UPGRADE source recovery catalog schema and recovery catalog schema to same version and retry the command.

RMAN-06782: Datafile headers of locally managed datafiles need to be updated.

Cause: This is an informational message only.

Action: No action is required.

RMAN-06783: Update of datafile headers of locally managed datafiles finished.

Cause: This is an informational message only.

Action: No action is required.

RMAN-06784: One or more datafile headers of locally managed datafiles were not updated.

Cause: Errors prevented the update of one or more data file headers.

Action: See trace file for details of the problem.

RMAN-06785: This operation might take some time.

Cause: This is an informational message only.

Action: No action is required.

RMAN-06786: could not read file header for datafile *string* to do FLASHBACK.

Cause: The indicated data file header could not be read to do FLASHBACK DATABASE.

Action: If the database must be taken back in time then a restore and incomplete recovery must be performed.

RMAN-06787: warning: TAG *string* option is ignored; backups will be tagged with *string*

Cause: WITH TAG option and TAG option were used together. When WITH TAG option is used, all the backups created by the command will have tag specified with WITH TAG option.

Action: The TAG option can be removed to not display the message.

RMAN-06791: changed the DB_UNIQUE_NAME value from *string* to *string*

Cause: This is an informational message only.

Action: No action is required.

RMAN-06792: database db_unique_name is "string", db_name is "string" and DBID is string

Cause: UNREGISTER DB_UNIQUE_NAME or CHANGE DB_UNIQUE_NAME command was executed, hence RMAN displayed the database information for which DB_UNIQUE_NAME the metadata will be removed/renamed in the recovery catalog.

Action: No action required, this is an informational message only.

RMAN-06793: database with db_unique_name string unregistered from the recovery catalog

Cause: UNREGISTER DB_UNIQUE_NAME command was executed.

Action: No action required, this is an informational message only.

RMAN-06795: Flashback database logging is not on.

Cause: A FLASHBACK DATABASE command was tried but flashback database logging has not been enabled.

Action: Flashback database logging must be enabled via the ALTER DATABASE FLASHBACK ON command before a FLASHBACK DATABASE command can be tried. If the database must be taken back in time then a restore and incomplete recovery must be performed.

RMAN-06796: Not enough flashback database log data to do FLASHBACK.

Cause: There was not enough flashback database log data to do the FLASHBACK DATABASE.

Action: If the database must be taken back in time then a restore and incomplete recovery must be performed.

RMAN-06797: Grant succeeded.

Cause: This is an informational message issued in response to a GRANT command.

Action: No action required.

RMAN-06798: Revoke succeeded.

Cause: This is an informational message issued in response to a REVOKE command.

Action: No action required.

RMAN-06799: found eligible base catalog owned by string

Cause: When creating a virtual private catalog, an 11g base catalog was found, owned by the specified user, and the currently connected catalog user has been granted privileges on this catalog, and can therefore create a virtual private catalog using this base catalog. This is an informational message issued in response to a CREATE VIRTUAL CATALOG command.

Action: No action required.

RMAN-06800: found ineligible base catalog owned by string

Cause: When creating a virtual private catalog, an 11g base catalog was found, owned by the specified user, and the currently connected catalog user has not been granted any privileges on this catalog. This is an informational message issued in response to a CREATE VIRTUAL CATALOG command.

Action: No action required.

RMAN-06801: no base catalog found

Cause: When trying to create a virtual catalog, either no base catalog was found, or this user has no privilege to create a virtual catalog against any existing base catalog.

Action: Establish the correct privileges and re-create the virtual catalog.

RMAN-06802: too many eligible base catalogs found

Cause: When trying to create a virtual catalog, more than one base catalog was found that is eligible to be the base catalog for this virtual catalog.

Action: Revoke privileges so that the current catalog user has privileges on only one base catalog, then re-issue the CREATE VIRTUAL CATALOG command.

RMAN-06803: created virtual catalog against base catalog owned by *string*

Cause: A virtual private catalog was created, where the base catalog data is owned by the specified user. This is an informational message issued in response to a CREATE VIRTUAL CATALOG command.

Action: No action required.

RMAN-06804: Enter value for *string*:

Cause: This is a user prompt.

Action: Enter a substitution value to proceed.

RMAN-06805: SET NEWNAME command has not been issued for tempfile *string*

Cause: A SWITCH command was specified for a tempfile, but no destination was specified and no SET NEWNAME command has been previously issued for that file. An explicit file to switch to must be specified if no SET NEWNAME command has been issued.

Action: Correct and resubmit the SWITCH command.

RMAN-06806: compression algorithm '*string*' of release *string* not found

Cause: An unsupported compression algorithm was specified for the backup.

Action: Query the V\$RMAN_COMPRESSION_ALGORITHM view for the list of supported compression algorithms. Specify a valid compression algorithm and retry the command.

RMAN-06807: compression algorithm '*string*' of release *string* cannot be used because database compatibility is less than *string*

Cause: The compression algorithm is not supported because the current compatibility level of the database is too low.

Action: Query the V\$RMAN_COMPRESSION_ALGORITHM view for the list of supported compression algorithms. Specify a valid compression algorithm and retry the command.

RMAN-06808: SECTION SIZE cannot be used when piece limit is in effect

Cause: The SECTION SIZE backup option was used together with the MAXPIECESIZE channel limit. These options are mutually exclusive, because they are independent methods of creating multiple backup pieces with one backup command.

Action: Use one option or the other, but not both.

RMAN-06809: compression algorithm '*string*' of release *string* requires advanced compression option

Cause: The compression algorithm was not supported because it requires advanced compression option to be enabled.

Action: Enable advanced compression option by setting advanced_compression_option_usable=true or specify a different compression algorithm.

RMAN-06810: specification does not match any datafile copy in the repository

Cause: No data file copies were found that match specification in the recovery catalog or target database control file.

Action: Check the specifier.

RMAN-06811: specification does not match any control file copy in the repository

Cause: No control file copies were found that match specification in the recovery catalog or target database control file.

Action: Check the specifier.

RMAN-06812: specification does not match any backup in the repository

Cause: No backups were found that match specification in the recovery catalog or target database control file.

Action: Check the specifier.

RMAN-06813: could not translate pluggable database *string*

Cause: An error occurred while looking up the specified pluggable database in the repository.

Action: Ensure that the database name is entered correctly and retry the command.

RMAN-06814: cannot connect to pluggable database *string*

Cause: An error was received when connecting to database because the database is a pluggable database.

Action: Connect to the root database and retry the command.

RMAN-06815: cannot change the container in RMAN session.

Cause: An attempt was made by to change the container using the ALTER SESSION SET CONTAINER statement.

Action: This operation is not allowed in RMAN session.

RMAN-06817: Pluggable Database *string* cannot be backed up in NOARCHIVELOG mode.

Cause: Backing up the Pluggable Database when database was in NOARCHIVELOG mode is not allowed.

Action: Pluggable Database backups are not allowed when the database is in NOARCHIVELOG mode. Close the container database and backup the complete database using the BACKUP DATABASE command.

RMAN-06818: warning: last archived log from primary database not received at standby database

Cause: An archived log was switched at the primary database during backup at the standby database and this log was not shipped to the standby database. The backup created at the standby database will need more logs to recover.

Action: Check whether the standby database is configured correctly to receive logs from the primary database.

RMAN-06819: current log archived at primary database

Cause: The ALTER SYSTEM ARCHIVE LOG CURRENT command completed successfully at the primary database because the connected target instance was a physical standby database. The switched archived logs were included in the backup so that the backed up files could be recovered to a consistent point-in-time.

Action: None. This is an informational message.

RMAN-06820: warning: failed to archive current log at primary database

Cause: An attempt to switch the archived log at the primary database failed.

Action: Resolve the error messages associated with this message to avoid the warning.

RMAN-06821: backup is not consistent because the last archived log was not received at the standby

Cause: As part of the KEEP backup operation, the archived log at the primary database was switched but was not shipped to the standby database.

Action: Check whether the standby database is configured correctly to receive logs from the primary database.

RMAN-06822: backup not consistent because switching of archived log failed at the primary

Cause: As part of the KEEP backup operation, the attempt to switch the archived log at the primary database failed.

Action: Resolve the error messages associated with this message to avoid the warning.

RMAN-06823: flashback command failed due to low value of DB_FLASHBACK_RETENTION_TARGET

Cause: An attempt to flashback failed due to the NULL value for OLDEST_FLASHBACK_SCN or OLDEST_FLASHBACK_TIME in V\$FLASHBACK_DATABASE_LOG. This failure can happen when the initial creation of standby is not consistent or when there is not enough space in FRA for 1 hours worth of flashback data.

Action: Increase the value for DB_FLASHBACK_RETENTION_TARGET to a higher value and check the value of OLDEST_FLASHBACK_SCN and OLDEST_FLASHBACK_TIME in V\$FLASHBACK_DATABASE_LOG.

RMAN-06824: cannot connect to remote database

Cause: Connecting to the remote server specified by the database connect string failed.

Action: Check additional error messages for more information.

RMAN-06825: skipping data file copy *string* because it belongs to dropped PDB

Cause: The indicated data file copy was not included in the backup because it belonged to a dropped pluggable database (PDB).

Action: No action is required.

RMAN-06826: skipping backup piece *string* because it belongs to dropped PDB

Cause: The indicated backup piece will not be backed up because it belonged to a dropped pluggable database (PDB).

Action: No action is required.

RMAN-06827: GUID may only be specified with backup

Cause: The GUID option was specified with an RMAN command. This is not permitted because only copies and backups of data files, control files and SPFILE may be tested with a GUID operand.

Action: Remove the GUID option and re-run the RMAN command.

RMAN-06828: no backup pieces with this GUID found: *string*

Cause: A GUID was used to specify a list of backup pieces, but no backup pieces with this tag could be found.

Action: Ensure that GUID is specified correctly.

RMAN-06829: number of times backed up must be greater than zero

Cause: A value less than one was specified for the BACKED UP clause of the BACKUP command.

Action: Specify a value of one or greater for the BACKED UP clause.

RMAN-06830: skipping archived logs when connected to a PDB

Cause: An attempt was made to back up, delete, or validate archived logs when the target was a pluggable database (PDB).

Action: No action is required. This is an informational message.

RMAN-06896: cannot resolve circular path of synonym *string*

Cause: Synonym forms a circular reference that causes an infinite loop.

Action: Drop self-referential synonyms.

RMAN-06897: procedure, function, package, sequence, or type is not supported here

Cause: RMAN does not support DESCRIBE for procedures, functions, packages, sequences, or types.

Action: Use DESCRIBE for tables or views only.

RMAN-06898: recovery catalog is partially upgraded to *string*

Cause: The recovery catalog database was not completely upgraded to the specified version. Either there were some errors during execution of UPGRADE CATALOG or UPGRADE CATALOG was cancelled before completion.

Action: Execute UPGRADE CATALOG again.

RMAN-06899: updating recovery catalog with new database incarnation

Cause: The target database has a new incarnation that has not already been seen by the recovery catalog. This usually happens because a Point-in-Time Recovery was done. RMAN has made the necessary updates to the recovery catalog.

Action: This is an informational message only.

RMAN-06900: warning: unable to generate V\$RMAN_STATUS or V\$RMAN_OUTPUT row

Cause: The routine createRmanStatusRow() or createRmanOutputRow() could add new row into V\$RMAN_STATUS or V\$RMAN_OUTPUT.

Action: Check the associated error messages. If the associated error message indicates a condition that can be corrected, do so, otherwise contact Oracle.

RMAN-06901: warning: disabling update of the V\$RMAN_STATUS and V\$RMAN_OUTPUT rows

Cause: Informational message only.

Action: No action required.

RMAN-06903: backup of datafile *string* was cancelled

Cause: This is an informational message displayed when PARTIAL option of DURATION option was specified on the BACKUP command and backup could not be completed within the given duration time.

Action: Run the BACKUP command to backup cancelled files, or let the next backup window backup the cancelled files. It should be noted that the files that were skipped in the current job will be given preference to other files for next the BACKUP command with DURATION option.

RMAN-06904: backup of archived log for thread *number* with sequence *number* and starting SCN of *string* was cancelled

Cause: This is an informational message displayed when PARTIAL option of DURATION option was specified on the BACKUP command and backup could not be completed within the given duration time.

Action: Run BACKUP command to backup cancelled files, or let the next backup window backup the cancelled files. It should be noted that the files that were skipped in the current job will be given preference to other files for next the BACKUP command with DURATION option.

RMAN-06905: backup of backup set key *number* was cancelled

Cause: This is an informational message displayed when PARTIAL option of DURATION option was specified on the BACKUP command and backup could not be completed within the given duration time.

Action: Run BACKUP command to backup cancelled files, or let the next backup window backup the cancelled files. It should be noted that the files that were skipped in the current job will be given preference to other files for next the BACKUP command with DURATION option.

RMAN-06906: backup of control file was cancelled

Cause: This is an informational message displayed when PARTIAL option of DURATION option was specified on the BACKUP command and backup could not be completed within the given duration time.

Action: Run BACKUP command to backup cancelled files, or let the next backup window backup the cancelled files. It should be noted that the files that were skipped in the current job will be given preference to other files for next the BACKUP command with DURATION option.

RMAN-06907: MINIMIZE LOAD option not allowed for the specified input files

Cause: This option was specified in a backup command specification for BACKUP BACKUPSET or BACKUP CURRENT CONTROLFILE command.

Action: Remove the MINIMIZE LOAD option and retry the command.

RMAN-06908: warning: operation will not run in parallel on the allocated channels

Cause: RMAN allocated more than one channel for a job, but the job will not run in parallel on these channels because parallelism require Enterprise Edition.

Action: None

RMAN-06909: warning: parallelism require Enterprise Edition

Cause: RMAN allocated more than one channel for a job, but the job will not run in parallel on these channels because parallelism require Enterprise Edition.

Action: None

RMAN-06910: can not invoke parallel recovery for test recovery

Cause: Recover database was called with TEST and PARALLEL option

Action: Call recover database with either just the TEST or PARALLEL option

RMAN-06911: only one PARALLEL or NOPARALLEL clause may be specified

Cause: Recover database was called with PARALLEL and NOPARALLEL option

Action: Call recover database with either just the PARALLEL or NOPARALLEL option.

RMAN-06912: backup of spfile was cancelled

Cause: This is an informational message displayed when PARTIAL option of DURATION option was specified on the BACKUP command and backup could not be completed within the given duration time.

Action: Run BACKUP command to backup cancelled files, or let the next backup window backup the cancelled files. It should be noted that the files that were skipped in the current job will be given preference to other files for next the BACKUP command with DURATION option.

RMAN-06913: validate cancelled because there are no files to validate

Cause: All files for this validate command were skipped, therefore no files to validate.

Action: This message is informational only.

RMAN-06914: BLOCK *string* must be greater or equal to BLOCK *string*

Cause: The value of TO block number was less than the value of from block number.

Action: Increase the value of TO BLOCK past the value of from BLOCK and retry the command.

RMAN-06915: restore point *string* already exists

Cause: The specified restore point already exists on this database.

Action: Use LIST RESTORE POINT to see existing names and retry the command with a unique restore point name.

RMAN-06916: RECOVER DATABASE required for SNAPSHOT TIME recovery

Cause: RECOVER DATABASE must be used for SNAPSHOT TIME recovery.

Action: Use the RECOVER DATABASE command to perform the recovery.

RMAN-06917: skipping backup sets; RECOVERY FILES, RECOVERY AREA or DB_RECOVERY_FILE_DEST option cannot validate backup set

Cause: The RECOVERY FILES, RECOVERY AREA or DB_RECOVERY_FILE_DEST was specified in VALIDATE command to validate backup set. This is not supported.

Action: To validate a backup set, use the VALIDATE BACKUPSET or RESTORE VALIDATE command.

RMAN-06918: warning: allocated SBT channel to the Recovery Appliance in NOCATALOG mode

Cause: The Recovery Appliance might have run out of resources because congestion control could not be enabled in NOCATALOG mode.

Action: Use CATALOG mode to connect RMAN to a Recovery Appliance instance.

RMAN-06919: command not allowed when the Recovery Appliance is running

Cause: The command specified could not be used when the Recovery Appliance was running.

Action: Shut down the Recovery Appliance and retry the command.

RMAN-06920: database *string* is not open read-only

Cause: CONVERT DATABASE attempted on a database that was not open read-only.

Action: Open the database in read-only mode and retry the operation.

RMAN-06921: Convert database check failed

Cause: This database could not be transported because DBMS_TDB.CHECK_DB returned FALSE.

Action: None

RMAN-06922: External table *string.string* found in the database

Cause: An external table was found in the database.

Action: Redefine the table in the transported database.

RMAN-06923: Directory *string.string* found in the database

Cause: A directory object was found in the database.

Action: Redefine the directory in the transported database.

RMAN-06924: BFILE *string.string* found in the database

Cause: A BFILE was found in the database.

Action: Redefine the BFILE in the transported database.

RMAN-06925: BFILES are used in the system, please redefine them in the transported database

Cause: BFILES may or may not exist in the database. Automatically performed BFILE check failed because database was open read-only and could not allocate temporary space. This does not affect CONVERT DATABASE operation.

Action: Use DBMS_TDB.CHECK_EXTERNAL to perform BFILE check when the database is open in read/write mode.

RMAN-06926: User *string* with *string* privilege found in password file

Cause: Password file was used.

Action: Re-create the password file on the target platform using ORAPWD for the transported database.

RMAN-06927: Cannot specify NEW DATABASE clause more than once

Cause: NEW DATABASE clause specified more than once

Action: Remove redundant NEW DATABASE clause and retry the operation.

RMAN-06928: Cannot specify ON TARGET PLATFORM clause more than once

Cause: ON TARGET PLATFORM clause specified more than once

Action: Remove redundant ON TARGET PLATFORM clause and retry the operation.

RMAN-06929: Cannot specify TRANSPORT SCRIPT clause more than once

Cause: TRANSPORT SCRIPT clause specified more than once

Action: Remove redundant ON TARGET PLATFORM clause and retry the operation.

RMAN-06930: Cannot specify SKIP clause more than once

Cause: SKIP clause specified more than once

Action: Remove redundant SKIP clause and retry the operation.

RMAN-06931: Cannot specify FROM PLATFORM clause

Cause: CONVERT DATABASE command cannot use FROM PLATFORM clause.

Action: Change FROM PLATFORM clause and retry.

RMAN-06932: Database name '*string*' longer than *number*

Cause: The specified database name exceeded the maximum allowable database name length.

Action: Correct the database name.

RMAN-06933: Transport script name too long

Cause: The specified transport script name exceeded the maximum allowable script name length.

Action: Correct the script name.

RMAN-06934: Format string too long

Cause: The specified format string exceeded the maximum allowable format string length.

Action: Correct the format string.

RMAN-06935: Convert script name too long

Cause: The specified convert script name exceeded the maximum allowable script name length.

Action: Correct the script name.

RMAN-06936: at least 1 channel of TYPE DISK must be allocated to use CONVERT

Cause: A channel of TYPE DISK was not allocated.

Action: Allocate a channel of TYPE DISK and reissue the command.

RMAN-06937: invalid format specifier '*string*'

Cause: An invalid format specifier was found in an RMAN command.

Action: Correct the format specifier and retry the command.

RMAN-06941: Database must be closed and mounted EXCLUSIVE and RESTRICTED.

Cause: DROP DATABASE was attempted while the database was open or not mounted EXCLUSIVE and RESTRICTED.

Action: Change the database state to mounted EXCLUSIVE and RESTRICTED.

RMAN-06942: OPTION *number* is invalid; OPTION must be between *string* and *string*

Cause: An invalid OPTION was used.

Action: Change the OPTION argument.

RMAN-06943: no automatic repair OPTION *number* was listed in ADVISE FAILURE

Cause: The OPTION specified was not one of the automatic repair options listed by ADVISE FAILURE or there were no options listed by the ADVISE FAILURE command.

Action: Change the OPTION argument or resubmit ADVISE FAILURE with a different set of failures.

RMAN-06944: contents of repair script:

Cause: This is an informational message only.

Action: No action is required.

RMAN-06945: no repair script present for REPAIRID *string*

Cause: REPAIRID option specified in the command was invalid or the repair script had been purged from Automated Diagnostic Repository.

Action: Retry REPAIR FAILURE command with a different OPTION number.

RMAN-06946: executing repair script

Cause: This is an informational message only.

Action: No action is required.

RMAN-06947: searching flashback logs for block images until SCN *string*

Cause: Starting the flashback log search for RECOVER...BLOCK command. The log is searched until the indicated system change number (SCN).

Action: None. This is an informational message displayed for RECOVER...BLOCK command.

RMAN-06948: searching flashback logs for block images

Cause: Starting the flashback log search for RECOVER...BLOCK command. The log is searched until the end of the log.

Action: None. This is an informational message displayed for RECOVER...BLOCK command.

RMAN-06949: finished flashback log search, restored *string* blocks

Cause: Flashback log search finished for RECOVER...BLOCK command.

Action: None. This is an informational message displayed for RECOVER...BLOCK command.

RMAN-06950: invalid validate option specified: *string*

Cause: The specified object was invalid with VALIDATE command.

Action: Delete the invalid operand.

RMAN-06951: repair failure complete

Cause: This is an informational message only.

Action: No action is required.

RMAN-06952: database needs to be restarted

Cause: The target database control file was missing.

Action: Restart the instance and repair the database.

RMAN-06953: no automatic repairs were listed by ADVISE FAILURE

Cause: There were no automatic repairs listed by the ADVISE FAILURE command.

Action: Choose a different failure, submit ADVISE FAILURE command, and then submit REPAIR FAILURE command.

RMAN-06954: REPAIR command must be preceded by ADVISE command in same session

Cause: The ADVISE command was not issued in the same session as the REPAIR command.

Action: Submit ADVISE command and then submit the REPAIR command in same session.

RMAN-06955: Network copies are only supported for nonsection image copies.

Cause: An attempt was made to specify BACKUP AUXILIARY FORMAT without specifying the AS COPY clause. A network copy is only supported with an image copy without sections.

Action: Seek an alternate method of copying the desired files.

RMAN-06956: create datafile failed; retry after removing *string* from OS

Cause: An attempt was made to re-create a database file. This attempt failed.

Action: If the indicated file already exists, remove the file from operating system and retry the RMAN command.

RMAN-06957: finished standby search, restored *string* blocks

Cause: Standby search finished for RECOVER...BLOCK command.

Action: None. This is an informational message displayed for RECOVER...BLOCK command.

RMAN-06958: Executing: *string*

Cause: This is an informational message only.

Action: No action is required.

RMAN-06959: warning: repair completed but could not verify that failures were fixed by it

Cause: RMAN repair command successfully completed but could not check if the failures were fixed.

Action: Use LIST FAILURE command to verify repair results.

RMAN-06960: EXPDP> *string*

Cause: This is an informational message only.

Action: No action is required.

RMAN-06961: IMPDP> *string*

Cause: This is an informational message only.

Action: No action is required.

RMAN-06962: Error received during export of metadata

Cause: Data Pump could not perform export of tablespace metadata.

Action: See accompanying datapump messages indicating the cause of the error.

RMAN-06963: Error received during import of metadata

Cause: Data Pump could not perform import of tablespace metadata.

Action: See accompanying datapump messages indicating the cause of the error.

RMAN-06964: option *string* cannot be used with *string*

Cause: Incompatible options were specified that caused the command to fail.

Action: Remove one of the options from the command and retry.

RMAN-06965: Datapump job has stopped

Cause: A Data Pump error has caused the job to stop.

Action: See accompanying datapump messages or look for a Data Pump trace file for the cause of the error.

RMAN-06966: Invalid release number *string*

Cause: An incorrectly formatted release number was specified.

Action: Specify a valid release number in n.n.n.n.n format.

RMAN-06967: finished primary search, recovered *string* blocks

Cause: Primary Database search finished for RECOVER...BLOCK command.

Action: None. This is an informational message displayed for RECOVER...BLOCK command.

RMAN-06968: duplicate DUMP FILE specification

Cause: DUMP FILE specification already encountered for this command.

Action: Remove duplicate DUMP FILE specification and retry the command.

RMAN-06969: duplicate DATAPUMP specification

Cause: DATAPUMP specification already encountered for this command.

Action: Remove duplicate DATAPUMP specification and retry the command.

RMAN-06970: NEWNAME '*string*' for database must include %*number* or %%*U* format

Cause: The newname in SET NEWNAME FOR DATABASE did not include a format specifier to produce different newnames for the data files.

Action: Include %*f* or %*U* in the newname or use SET NEWNAME FOR DATABASE TO NEW to ensure data files get different data file names.

RMAN-06971: NEWNAME '*string*' for tablespace must include %*number* or %%*U* format

Cause: The newname in SET NEWNAME FOR TABLESPACE did not include a format specifier to produce different newnames for the data files.

Action: Include %*f* or %*U* in the newname or use SET NEWNAME FOR TABLESPACE ... TO NEW to ensure data files get different data file names.

RMAN-06980: The following errors need to be fixed before performing this command

Cause: The tablespaces failed validation by DBMS_TTS.TRANSPORT_SET_CHECK.

Action: Fix accompanying violations before attempting the command again.

RMAN-06981: Violation: *string*

Cause: This message was issued to show a violation obtained from the DBMS_TTS.TRANSPORT_SET_CHECK.

Action: Fix violation before attempting the command again.

RMAN-06982: SQL command with length of *string* exceeds maximum length of *string*

Cause: The SQL command issued exceeded the maximum allowed length.

Action: Retry the command removing unnecessary spaces or use a shorter command.

RMAN-06983: unsupported data type *string* in column *string* for select

Cause: The select list included an unsupported data type. Not all SQL data types are supported by RMAN. Only simple data types are supported.

Action: Remove the column from select list or use a conversion function to change it to a simple data type.

RMAN-06985: \n*string* rows selected

Cause: This is an informational message only.

Action: No action is required.

RMAN-06986: Statement processed

Cause: This is an informational message only.

Action: No action is required.

RMAN-06987: NUMWIDTH option *string* out of range (*number* through *number*)

Cause: Value for NUMWIDTH option was out of the specified range.

Action: Check the limits of the option and enter a value that is within the range.

RMAN-06988: Only SELECT statements are supported for CATALOG modifier

Cause: SQL CATALOG was specified for a non-SELECT statement.

Action: Do not specify CATALOG or change the statement to be a SELECT statement.

RMAN-06989: \nno rows selected

Cause: This is an informational message only.

Action: No action is required.

RMAN-06990: Error in select list

Cause: The specified select list could not be processed.

Action: See accompanying errors for corrective action.

RMAN-06991: Name Null? Type

Cause: This is an informational message only.

Action: No action is required.

RMAN-06992: -----

Cause: This is an informational message only.

Action: No action is required.

RMAN-06993: LONG option *string* out of range (*number through number*)

Cause: Value for LONG option was out of the specified range.

Action: Check the limits of the option and enter a value that is within the range.

RMAN-07000: List of SPFILE Backups

Cause: This message is issued in response to a LIST BACKUP OF SPFILE command.

Action: No action is required.

RMAN-07025: *string* is not supported for foreign archived log

Cause: The specified option was not supported for foreign archived log.

Action: Do not use the specified command for foreign archived log.

RMAN-07200: no failures found that match specification

Cause: A failure specifier did not match any failures in the Automated Diagnostic Repository.

Action: Resubmit the command with a different failure specifier. You can use the LIST FAILURE ALL command in Recovery Manager to display all failures known to RMAN.

RMAN-07207: changed *string* failures to HIGH priority

Cause: This is an informational message only.

Action: No action is required.

RMAN-07208: changed *string* failures to LOW priority

Cause: This is an informational message only.

Action: No action is required.

RMAN-07209: closed *string* failures

Cause: This is an informational message only.

Action: No action is required.

RMAN-07210: new failures after most recent LIST FAILURE command

Cause: New failures were found since last LIST FAILURE command in this RMAN session.

Action: No action is required. This is an informational message only.

RMAN-07211: failure option not specified

Cause: ALL, CRITICAL, HIGH, LOW, or list of failure numbers was not specified.

Action: Specify a failure option and resubmit the command.

RMAN-07212: skipping failure *string* because it was CLOSED

Cause: The specified failure has been already closed, so ADVISE FAILURE or CHANGE FAILURE cannot be executed on this failure.

Action: This is an informational message only. No action is required.

RMAN-07213: Mandatory Manual Actions

Cause: This is an informational message only.

Action: No action is required.

RMAN-07215: Automated Repair Options

Cause: This is an informational message only.

Action: No action is required.

RMAN-07220: no manual actions available

Cause: This is an informational message only.

Action: No action is required.

RMAN-07222: =====

Cause: This is an informational message only.

Action: No action is required.

RMAN-07251: Repair script: *string*

Cause: This is an informational message only.

Action: No action is required.

RMAN-07252: =====

Cause: This is an informational message only.

Action: No action is required.

RMAN-07253: =====

Cause: This is an informational message only.

Action: No action is required.

RMAN-07255: priority change for failure *string* failed

Cause: An attempt was made to change the priority of a child failure.

Action: Specify the parent failure ID to change the child failure.

RMAN-07256: cannot change priority of child failure

Cause: An attempt was made to change the priority of child failure.

Action: This message should be followed by one or more 7255 messages.

RMAN-07259: *string* critical failures exist; cannot exclude from ADVISE FAILURE

Cause: ADVISE FAILURE was executed for HIGH or LOW priority failures when CRITICAL failures existed.

Action: Execute ADVISE FAILURE with the CRITICAL or ALL options.

RMAN-07262: no automatic repair options available

Cause: This is an informational message only.

Action: No action is required.

RMAN-07263: Database Role: *string*

Cause: This is an informational message only.

Action: No action is required.

RMAN-07500: searching for all files that match the pattern *string*

Cause: This is an informational message only.

Action: No action is required.

RMAN-07501: searching for all files in the recovery area

Cause: This is an informational message only.

Action: No action is required.

RMAN-07502: List of Files Unknown to the Database

Cause: This message is issued in response to a CATALOG command.

Action: No action is required.

RMAN-07505: no files found to be unknown to the database

Cause: This is an informational message displayed by the CATALOG command. The command either found no files, or all files that matched the specified search pattern were already present in the target database control file.

Action: No action is required.

RMAN-07507: cataloging files...

Cause: This is an informational message only.

Action: No action is required.

RMAN-07508: cataloging done

Cause: This is an informational message only.

Action: No action is required.

RMAN-07509: List of Cataloged Files

Cause: This message is issued in response to a CATALOG command.

Action: No action is required.

RMAN-07513: List of Files Which Were Not Cataloged

Cause: This message is issued in response to a CATALOG command.

Action: No action is required.

RMAN-07514: =====

Cause: This is an informational message only.

Action: No action is required.

RMAN-07515: File Name: *string*

Cause: This is an informational message only.

Action: No action is required.

RMAN-07516: Reason: Error reading

Cause: This is an informational message only.

Action: No action is required.

RMAN-07517: Reason: The file header is corrupted

Cause: Either the file is not an Oracle file or the file header is corrupted.

Action: Delete the file using OS utility.

RMAN-07518: Reason: Foreign database file DBID: *string* Database Name: *string*

Cause: This is an informational message only.

Action: No action is required.

RMAN-07519: Reason: Error while cataloging. See alert.log.

Cause: This is an informational message only.

Action: No action is required.

RMAN-07520: Reason: Data pump dump file

Cause: This is an informational message only.

Action: No action is required.

RMAN-07521: cannot create recovery catalog in database version *string*; version *string* required

Cause: An attempt was made to use a version of the recovery catalog schema that was incompatible with the version of the database.

Action: Upgrade the catalog database to at least the required version or install the catalog schema in a different database which is of at least the required version.

RMAN-07522: CREATE TYPE privilege must be granted to user *string*

Cause: The CREATE CATALOG or UPGRADE CATALOG command was used, but the USERID that was supplied in the CATALOG connect string does not have the CREATE TYPE privilege granted.

Action: Grant CREATE TYPE privilege to the recovery catalog owner.

RMAN-07523: List of files in Recovery Area not managed by the database

Cause: This message was issued in response to a CATALOG RECOVERY AREA command.

Action: No action is required.

RMAN-07524:

=====

Cause: This is an informational message only.

Action: No action is required.

RMAN-07525: Reason: File is not a supported file type in Recovery Area

Cause: This message should be accompanied by other message(s) indicating the name of file that was not supported in recovery area. Any file other than current control file, online log, archived log, RMAN backups and flashback log is not supported in recovery area. This is an informational message only.

Action: No action is required.

RMAN-07526: Reason: File is not an Oracle Managed File

Cause: This message should be accompanied by other message(s) indicating the name of file that was not a oracle managed file. This is an informational message only.

Action: No action is required.

RMAN-07527: Reason: File was not created using DB_RECOVERY_FILE_DEST initialization parameter

Cause: This message should be accompanied by other message(s) indicating the name of file that was not created using DB_RECOVERY_FILE_DEST initialization parameter. One of the following scenarios caused this error: 1) This is an archived log file and was created when the LOG_ARCHIVE_DEST_n initialization parameter was set explicitly to recovery area location. For example, LOG_ARCHIVE_DEST_1='location=+FRA' where '+FRA' was also your

DB_RECOVERY_FILE_DEST value. 2) This is an RMAN backup file and was created in a recovery area using the FORMAT option of the BACKUP command. 3) This is an online log file or current control file and was created prior to setting the recovery area. 4) This file fits none of the above scenarios and is not supported by the recovery area.

Action: All of following actions will resolve future occurrences of this error: 1) To create archived logs in recovery area, set the LOG_ARCHIVE_DEST_n initialization parameter to 'location=USE_DB_RECOVERY_FILE_DEST'. Do not explicitly set the LOG_ARCHIVE_DEST_n initialization parameter to a recovery area location. 2) To create RMAN backups in recovery area, do not use the FORMAT option of the BACKUP command. All of following actions will resolve current problem: 1) If this is an archived log file or an RMAN backup file, use the CATALOG command to re-catalog the files. 2) If this is an online log file or a current control file to be managed by the recovery area, re-create the file using the DB_RECOVERY_FILE_DEST initialization parameter.

RMAN-07528: number of files not managed by recovery area is *string*, totaling *string*

Cause: This message should be accompanied by other message(s) indicating the list of files. Either the files listed are not known to the database or not managed by recovery area. The number and size of the files are shown. This is an informational message only.

Action: No action is required.

RMAN-07529: Reason: catalog is not supported for this file type

Cause: The CATALOG command encountered one or more files of types that cannot be cataloged. These file types include online redo logs, flashback logs, block change tracking files, and data pump files. This message will be accompanied by other messages indicating the names of the file's that could not be cataloged.

Action: No action is required.

RMAN-07530: Reason: This file type is not requested for cataloging

Cause: This is an informational message only.

Action: No action is required.

RMAN-07531: skipping datafile *number*; already restored to SCN *string*

Cause: Recovery Manager determined that this file was already restored to the specified SCN.

Action: No action required, this is an informational message only.

RMAN-07532: skipping datafilecopy *string*; already recovered to SCN *string*

Cause: Recovery Manager determined that this data file copy was already recovered to the specified SCN.

Action: No action required, this is an informational message only.

RMAN-07535: waiting for ASM instance to release file state object

Cause: This is an informational message only.

Action: No action is required.

RMAN-07536: command not allowed when connected to a Pluggable Database

Cause: A command was attempted that can only be performed in the root container.

Action: Connect to the root container and retry the command.

RMAN-07537: command only allowed in a container database

Cause: A command was attempted that is only allowed in a CDB.

Action: Connect to a CDB and retry the command.

RMAN-07538: Pluggable Database qualifier not allowed when connected to a Pluggable Database

Cause: A command was attempted with Pluggable Database name qualifier. This is not allowed when connected to a Pluggable Database.

Action: Connect to the root container or remove the Pluggable Database qualifier and retry the command.

RMAN-07539: insufficient privileges to upgrade the catalog schema

Cause: UPGRADE CATALOG command was attempted, but the current recovery catalog connection does not have the privileges required to upgrade the catalog schema.

Action: 1. Execute `?'/rdbms/admin/dbmsrmanvpc.sql -vpd owner'` after connecting to a catalog database as SYS to grant VPD-required privileges to the base catalog owner. 2. Connect to RMAN base catalog and perform UPGRADE CATALOG. 3. Execute `?'/rdbms/admin/dbmsrmanvpc.sql owner'` after connecting to a catalog database as SYS to cleanup VPC users schemas associated with this base recovery catalog.

RMAN-07540: Cleanup is required for the VPC user schema

Cause: The VPC user specified in the connect string does have extra privileges granted.

Action: Execute `?'/rdbms/admin/dbmsrmanvpc.sql'` after connecting to a catalog database as SYS to cleanup VPC users schemas.

RMAN-07541: checkpoint of the data file is more recent than the last archived log

Cause: The checkpoint system change number (SCN) of the data file in the backup was higher than the SCN of the most recent archived log. THE RMAN DUPLICATE command will use the checkpoint SCN of the most recent backup data file as the UNTIL SCN value during restore and recovery.

Action: This is an informational message only.

RMAN-07542: switched to preplugin container *string*

Cause: This is an informational message only.

Action: No action is required.

RMAN-07543: recovery catalog does not have VPD support enabled

Cause: An attempt was made to use virtual recovery catalog features without a proper VPD setup for the base catalog.

Action: 1. Execute `?'/rdbms/admin/dbmsrmanvpc.sql -vpd owner'` after connecting to a catalog database as SYS to grant VPD-required privileges to the base catalog owner. 2. Reconnect to RMAN base catalog and perform UPGRADE CATALOG. 3. Retry the failed operation.

RMAN-07544: Execute `?'/rdbms/admin/dbmsrmanvpc.sql string'` as SYS to cleanup VPC users schemas

Cause: There are existing VPC users schemas associated with this base recovery catalog that have to be migrated to the new VPD model.

Action: Execute '?/rdbms/admin/dbmsrmanvpc.sql *owner*' after connecting to a catalog database as SYS to cleanup VPC users schemas associated with this base recovery catalog.

RMAN-07545: skipping data file *string* because it belongs to container *string*

Cause: A RESTORE or RECOVER command omitted processing the indicated data file because it belongs to different PDB from the preplugin container. RESTORE or RECOVER of data files from more than one pluggable database (PDB) in one command is not supported because it belongs to different PDB from the preplugin container.

Action: No action is required.

RMAN-07546: no preplugin container set

Cause: An attempt was made to use the PREPLUGIN clause but no preplugin container was set.

Action: Use the SET PREPLUGIN CONTAINER command to set the preplugin container and retry the command.

RMAN-07547: PREPLUGIN option requires the database to be opened

Cause: The PREPLUGIN option was specified, but the database was not opened.

Action: Open the database and then retry the command. If the database could not be opened, then retry the command after connecting to the target database with the ROOT credential.

RMAN-07548: cannot upgrade catalog using Recovery Appliance RMAN executable

Cause: The recovery catalog that was not a Recovery Appliance catalog could not be upgraded using a Recovery Appliance RMAN executable.

Action: Use an RMAN executable from a database shiphome and upgrade the recovery catalog schema.

RMAN-07549: cannot upgrade catalog using non Recovery Appliance RMAN executable

Cause: Recovery Appliance catalog could not be upgraded using this RMAN executable.

Action: Use RMAN executable from Recovery Appliance shiphome and upgrade the recovery catalog schema.

RMAN-08000: channel *string*: copied datafile *string*

Cause: This is an informational message only.

Action: No action is required.

RMAN-08001: restore not complete

Cause: All of the backup pieces have been successfully applied, but DBMS_BACKUP_RESTORE package indicates that the restore conversation is not complete. This usually means that the backup set contained corrupt data.

Action: Restore the files from a different backup set, if possible. The Recovery Manager CHANGE BACKUPPIECE UNAVAILABLE can be used to prevent Recovery Manager from attempting to restore from the corrupt backup piece(s).

RMAN-08002: starting full resync of recovery catalog

Cause: This is an informational message only.

Action: No action is required.

RMAN-08003: channel *string*: reading from backup piece *string*

Cause: This is an informational message only.

Action: No action is required.

RMAN-08004: full resync complete

Cause: This is an informational message only.

Action: No action is required.

RMAN-08005: new incarnation of database registered in recovery catalog

Cause: This is an informational message only.

Action: No action is required.

RMAN-08006: database registered in recovery catalog

Cause: This is an informational message only.

Action: No action is required.

RMAN-08007: channel *string*: copied datafile copy of datafile *string*, elapsed time: *string*

Cause: This is an informational message only.

Action: No action is required.

RMAN-08008: channel *string*: starting full datafile backup set

Cause: This is an informational message only.

Action: No action is required.

RMAN-08009: channel *string*: starting archived log backup set

Cause: This is an informational message only.

Action: No action is required.

RMAN-08010: channel *string*: specifying datafile(s) in backup set

Cause: This is an informational message only.

Action: No action is required.

RMAN-08011: including current control file in backup set

Cause: This is an informational message only.

Action: No action is required.

RMAN-08012: including control file copy in backup set

Cause: This is an informational message only.

Action: No action is required.

RMAN-08013: channel *string*: backup piece *string*

Cause: This is an informational message only.

Action: No action is required.

RMAN-08014: channel *string*: specifying archived log(s) in backup set

Cause: This is an informational message only.

Action: No action is required.

RMAN-08015: datafile *string* switched to datafile copy

Cause: This is an informational message only.

Action: No action is required.

RMAN-08016: channel *string*: starting datafile backup set restore

Cause: This is an informational message only.

Action: No action is required.

RMAN-08017: channel *string*: starting archived log restore to default destination

Cause: This is an informational message only.

Action: No action is required.

RMAN-08018: channel *string*: starting archived log restore to user-specified destination

Cause: This is an informational message only.

Action: No action is required.

RMAN-08019: channel *string*: restoring datafile *string*

Cause: This is an informational message only.

Action: No action is required.

RMAN-08020: including standby control file in backup set

Cause: This is an informational message only.

Action: No action is required.

RMAN-08021: channel *string*: restoring control file

Cause: This is an informational message only.

Action: No action is required.

RMAN-08022: channel *string*: restoring archived log

Cause: This is an informational message only.

Action: No action is required.

RMAN-08023: channel *string*: restored backup piece *string*

Cause: This is an informational message only.

Action: No action is required.

RMAN-08025: channel *string*: copied control file copy

Cause: This is an informational message only.

Action: No action is required.

RMAN-08026: channel *string*: copied archived log

Cause: This is an informational message only.

Action: No action is required.

RMAN-08027: channel *string*: copied current control file

Cause: This is an informational message only.

Action: No action is required.

RMAN-08028: channel *string*: copy current control file failed

Cause: This is an informational message only.

Action: No action is required.

RMAN-08029: snapshot control file name set to default value: *string*

Cause: This is an informational message only.

Action: No action is required.

RMAN-08030: allocated channel: *string*

Cause: This is an informational message only.

Action: No action is required.

RMAN-08031: released channel: *string*

Cause: This is an informational message only.

Action: No action is required.

RMAN-08032: channel *string*: RECID *string* STAMP *string* does not match recovery catalog

Cause: The record that identifies the source file for a copy or backup database does not contain the same data as is stored in the recovery catalog.

Action: Perform a full resync and retry the operation. If the problem persists, then contact Oracle.

RMAN-08033: channel *string*: including datafile copy of datafile *string* in backup set

Cause: This is an informational message only.

Action: No action is required.

RMAN-08034: full resync skipped, target database not mounted

Cause: This is an informational message only.

Action: No action is required.

RMAN-08035: partial resync skipped, target database not mounted

Cause: This is an informational message only.

Action: No action is required.

RMAN-08036: channel *string*: could not create control file record for *string string*

Cause: The record identifying the named file was no longer present in the target database control file, and repeated attempts to inspect the file were unsuccessful in creating the record. This could be because the circular-reuse section of the control file which holds information about the specified type of file is too small and there is other database activity which is causing the record to be overwritten before it can be used.

Action: Try increasing either the size of the control file circular-reuse section for this file type (data file copy or archived log, as indicated in the error message, or the CONTROL_FILE_RECORD_KEEP_TIME initialization parameter. If neither of those remedies works then contact Oracle.

RMAN-08037: channel *string*: unexpected validation return code *string*

Cause: This is an internal error that should never be issued.

Action: Contact Oracle Support Services

RMAN-08038: channel *string*: starting piece *string* at *string*

Cause: This is an informational message only.

Action: No action is required.

RMAN-08039: channel *string*: starting incremental datafile backup set restore

Cause: This is an informational message only.

Action: No action is required.

RMAN-08040: full resync skipped, control file is not current or backup

Cause: This is an informational message only.

Action: No action is required.

RMAN-08041: partial resync skipped, control file is not current or backup

Cause: This is an informational message only.

Action: No action is required.

RMAN-08042: channel *string*: copied standby control file

Cause: This is an informational message only.

Action: No action is required.

RMAN-08043: channel *string*: copy standby control file failed

Cause: This is an informational message only.

Action: No action is required.

RMAN-08044: channel *string*: finished piece *string* at *string*

Cause: This is an informational message only.

Action: No action is required.

RMAN-08045: channel *string*: finished piece *string* at *string* with *string* copies

Cause: This is an informational message only.

Action: No action is required.

RMAN-08046: channel *string*: starting compressed full datafile backup set

Cause: This is an informational message only.

Action: No action is required.

RMAN-08047: channel *string*: starting compressed incremental level *string* datafile backup set

Cause: This is an informational message only.

Action: No action is required.

RMAN-08048: channel *string*: starting incremental level *string* datafile backup set

Cause: This is an informational message only.

Action: No action is required.

RMAN-08049: channel *string*: starting compressed archived log backup set

Cause: This is an informational message only.

Action: No action is required.

RMAN-08050: cataloged datafile copy

Cause: This is an informational message only.

Action: No action is required.

RMAN-08051: cataloged archived log

Cause: This is an informational message only.

Action: No action is required.

RMAN-08052: cataloged control file copy

Cause: This is an informational message only.

Action: No action is required.

RMAN-08053: channel *string*: finished piece *string* at *string* with *string* copies and tag *string*

Cause: This is an informational message only.

Action: No action is required.

RMAN-08054: starting media recovery

Cause: This is an informational message only.

Action: No action is required.

RMAN-08056: skipping datafile *string* because it has not changed

Cause: The specified data file has not had its checkpoint advanced since the previous backup, therefore it does not need a new incremental backup.

Action: This is an informational message only.

RMAN-08057: channel *string*: backup cancelled because all files were skipped

Cause: All data files for this backup were skipped, therefore no backup is created.

Action: This is an informational message only.

RMAN-08058: replicating control file

Cause: This is an informational message only.

Action: No action is required.

RMAN-08059: media recovery failed

Cause: This is an informational message only.

Action: No action is required.

RMAN-08060: unable to find archived log

Cause: This is an informational message only.

Action: No action is required.

RMAN-08061: warning: change failure ID *string* failed due to error ORA-*string*

Cause: CHANGE FAILURE for the indicated failure ID encountered an error.

Action: See the indicated ORA error message for the cause of the error.

RMAN-08062: warning: cannot change priority of a critical failure *string*

Cause: An attempt was made to change priority of a failure with CRITICAL priority.

Action: No action is required.

RMAN-08063: Recovery catalog is down or not connected to catalog, trying to reconnect.

Cause: This is an informational message only.

Action: No action is required.

RMAN-08064: Reconnection with the recovery catalog is successful.

Cause: This is an informational message only.

Action: No action is required.

RMAN-08065: warning: Reconnection with the recovery catalog failed, switching to nocatalog mode.

Cause: RMAN failed to reconnect to the recovery catalog and switched to nocatalog mode.

Action: No action is required.

RMAN-08066: database reset to incarnation *string*

Cause: This is an informational message only.

Action: No action is required.

RMAN-08070: deleted datafile copy

Cause: This is an informational message only.

Action: No action is required.

RMAN-08071: channel *string*: deleting archived log(s)

Cause: This is an informational message only.

Action: No action is required.

RMAN-08072: deleted control file copy

Cause: This is an informational message only.

Action: No action is required.

RMAN-08073: deleted backup piece

Cause: This is an informational message only.

Action: No action is required.

RMAN-08074: crosschecked backup piece: found to be '*string*'

Cause: This is an informational message only.

Action: No action is required.

RMAN-08085: created script *string*

Cause: This is an informational message only.

Action: No action is required.

RMAN-08086: replaced script *string*

Cause: This is an informational message only.

Action: No action is required.

RMAN-08087: channel *string*: started backup set validation

Cause: This is an informational message only.

Action: No action is required.

RMAN-08088: applied offline range to datafile *string*

Cause: This is an informational message only.

Action: No action is required.

RMAN-08089: channel *string*: specifying datafile(s) to restore from backup set

Cause: This is an informational message only.

Action: No action is required.

RMAN-08090: channel *string*: starting proxy restore

Cause: This is an informational message only.

Action: No action is required.

RMAN-08091: channel *string*: specifying datafile(s) for proxy backup

Cause: This is an informational message only.

Action: No action is required.

RMAN-08092: channel *string*: specifying datafile copy of datafile *string* for proxy backup

Cause: This is an informational message only.

Action: No action is required.

RMAN-08093: specifying current control file for proxy backup

Cause: This is an informational message only.

Action: No action is required.

RMAN-08094: channel *string*: specifying datafile(s) for proxy restore

Cause: This is an informational message only.

Action: No action is required.

RMAN-08096: channel *string*: starting validation of datafile backup set

Cause: This is an informational message only.

Action: No action is required.

RMAN-08097: channel *string*: starting validation of archived log backup set

Cause: This is an informational message only.

Action: No action is required.

RMAN-08099: specifying standby control file for proxy backup

Cause: This is an informational message only.

Action: No action is required.

RMAN-08100: channel *string*: starting proxy validation

Cause: This is an informational message only.

Action: No action is required.

RMAN-08101: channel *string*: proxy validation complete

Cause: This is an informational message only.

Action: No action is required.

RMAN-08102: channel *string*: located backup piece: *string*

Cause: This is an informational message only.

Action: No action is required.

RMAN-08103: channel *string*: could not locate backup piece: *string*

Cause: This is an informational message only.

Action: No action is required.

RMAN-08104: channel *string*: input backup set: count=*string*, stamp=*string*, piece=*string*

Cause: This is an informational message only.

Action: No action is required.

RMAN-08105: channel *string*: backup cancelled because no pieces were found

Cause: All backup sets specified has no pieces. Therefore, no backup set is created.

Action: This is an informational message only.

RMAN-08106: channel *string*: restoring block(s)

Cause: This is an informational message only.

Action: No action is required.

RMAN-08107: skipping inaccessible backup set count=*string* STAMP=*string*

Cause: The indicated backup set will not be backed up because one or more pieces of the backup set could not be read, and the SKIP INACCESSIBLE option was specified.

Action: No action is required.

RMAN-08108: channel *string*: specifying block(s) to restore from backup set

Cause: This is an informational message only.

Action: No action is required.

RMAN-08109: channel *string*: restored block(s) from backup piece *string*

Cause: This is an informational message only.

Action: No action is required.

RMAN-08110: failover to next copy of backup piece

Cause: This is an informational message only.

Action: No action is required.

RMAN-08111: some blocks not recovered: See trace file for details

Cause: Some blocks not recovered due to errors.

Action: See trace file for details of the problem.

RMAN-08112: archived log failover was done on *string*, check alert log for more info

Cause: This is an informational message to indicate the server found a corrupted block in an archived log and had to switch to another copy of the same archived log in an alternate archived log destination to get corresponding un-corrupted block.

Action: If backup is done with delete input option, nothing needs to be done. Otherwise delete the archived log that has corrupted block(s) as recovery on applying this log would fail. Alert log contains name of the log that has corrupted block(s).

RMAN-08113: including current SPFILE in backup set

Cause: This is an informational message only.

Action: No action is required.

RMAN-08114: channel *string*: restoring SPFILE to PFILE

Cause: This is an informational message only.

Action: No action is required.

RMAN-08115: channel *string*: restoring SPFILE

Cause: This is an informational message only.

Action: No action is required.

RMAN-08116: output file name is original SPFILE location

Cause: This is an informational message only.

Action: No action is required.

RMAN-08117: channel *string*: the AUTOBACKUP does not contain an SPFILE

Cause: The requested AUTOBACKUP does not contain a SPFILE. This is because the instance was not started with a SPFILE when the AUTOBACKUP was created.

Action: No action is required. RMAN will try three older AUTOBACKUPS before signaling ORA-19687.

RMAN-08118: warning: could not delete the following archived redo log

Cause: The routine deleteArchivedLog() could not delete an archived redo log on the target instance.

Action: Check the accompanying file specification and the associated error messages. The file specification indicates what archived redo log on the target instance RMAN was trying to delete and the error messages indicate why RMAN was unable to delete it. Resolve the problem by first confirming that the archived redo log in question has been backed up, do the deletion manually, and then do a crosscheck so that RMAN is aware of the deletion.

RMAN-08119: skipping backup piece handle *string*; already exists

Cause: A BACKUP command does not need to backup control file AUTOBACKUP pieces, because they already exists.

Action: This is an informational message, no action is required.

RMAN-08120: warning: archived log not deleted, not yet applied by standby

Cause: This is an informational message to alert the user that an archived log that should have been deleted was not as it has not been applied to the standby database. The next message identifies the archived log

Action: Archivelog can be deleted after it has been applied to standby database.

RMAN-08121: keep attributes for the backup are deleted

Cause: This is an informational message only.

Action: No action is required.

RMAN-08122: keep attributes for the backup are changed

Cause: This is an informational message only.

Action: No action is required.

RMAN-08123: keep attributes for the datafile/control file copy are deleted

Cause: This is an informational message only.

Action: No action is required.

RMAN-08124: keep attributes for the datafile/control file copy are changed

Cause: This is an informational message only.

Action: No action is required.

RMAN-08125: keep attributes for the proxy copy are deleted

Cause: This is an informational message only.

Action: No action is required.

RMAN-08126: keep attributes for the proxy copy are changed

Cause: This is an informational message only.

Action: No action is required.

RMAN-08127: cataloged backup piece

Cause: This is an informational message only.

Action: No action is required.

RMAN-08128: uncataloged backup piece

Cause: This is an informational message only.

Action: No action is required.

RMAN-08129: failover to piece handle=*string* tag=*string*

Cause: This is an informational message to indicate the server found a corrupted block in a piece and had to switch to another copy of piece to get corresponding uncorrupted block.

Action: See alert log for information on corruption block(s) and the name of the piece that has the corrupted block(s).

RMAN-08130: failover to copy on device type *string*

Cause: This is an informational message to indicate the RMAN could not successfully restore the database using the specified backups. An attempt was made to restore the data files/archived logs/ control file/SPFILE using the same backup set on a different device type.

Action: See accompanying additional error messages indicating the cause of the failover.

RMAN-08131: channel *string*: specifying datafile copies to recover

Cause: This is an informational message only.

Action: No action is required.

RMAN-08132: warning: cannot update recovery area reclaimable file list

Cause: This error should be accompanied by other errors giving the cause of failure to update reclaimable file list.

Action: Check the accompanying error.

RMAN-08133: channel *string*: the AUTOBACKUP does not contain a standby control file.

Cause: The requested AUTOBACKUP did not contain a standby control file.

Action: No action is required, RMAN will try three older AUTOBACKUPS before signaling ORA-19687.

RMAN-08135: some corrupt blocks found during conversion of file *string*

Cause: While converting the specified file from one platform to another, some corrupt blocks were discovered in the specified file. Details about the corruption have been written to a server trace file.

Action: If these corrupt blocks are unexpected, you may be able to use Block Media Recovery at the source database to fix the problem, then re-convert the files.

RMAN-08136: channel *string*: deleting incremental backup(s)

Cause: This is an informational message only.

Action: No Action Required.

RMAN-08137: warning: archived log not deleted, needed for standby or upstream capture process

Cause: An archived log that should have been deleted was not as it was required by upstream capture process or Data Guard. The next message identifies the archived log.

Action: This is an informational message. The archived log can be deleted after it is no longer needed. See the documentation for Data Guard to alter the set of active Data Guard destinations. See the documentation for Streams to alter the set of active streams.

RMAN-08138: warning: archived log not deleted - must create more backups

Cause: An archived log that should have been deleted was not as it did not meet the user specified archive log deletion policy of number of backups required before deleting the logs.

Action: This is an informational message. The archived log can be deleted after more backups are created to satisfy archive log deletion policy.

RMAN-08139: warning: archived redo log not deleted, needed for guaranteed restore point

Cause: An archived log that should have been deleted was not because it is required for guaranteed restore point.

Action: This is an informational message. The archived redo log can be deleted after backups are created or after deleting the guaranteed restore point that requires the log.

RMAN-08140: channel *string*: starting validation of datafile

Cause: This is an informational message only.

Action: No action is required.

RMAN-08141: channel *string*: specifying datafile(s) for validation

Cause: This is an informational message only.

Action: No action is required.

RMAN-08142: including standby control file for validation

Cause: This is an informational message only.

Action: No action is required.

RMAN-08143: including current control file for validation

Cause: This is an informational message only.

Action: No action is required.

RMAN-08144: channel *string*: validation complete, elapsed time: *string*

Cause: This is an informational message only.

Action: No action is required.

RMAN-08145: channel *string*: starting validation of archived log

Cause: This is an informational message only.

Action: No action is required.

RMAN-08146: channel *string*: specifying archived log(s) for validation

Cause: This is an informational message only.

Action: No action is required.

RMAN-08150: created global script *string*

Cause: This is an informational message only.

Action: No action is required.

RMAN-08151: replaced global script *string*

Cause: This is an informational message only.

Action: No action is required.

RMAN-08152: global script *string* written to file *string*

Cause: This is an informational message only.

Action: No action is required.

RMAN-08153: deleted global script: *string*

Cause: This is an informational message only.

Action: No action is required.

RMAN-08154: deleted script: *string*

Cause: This is an informational message only.

Action: No action is required.

RMAN-08155: printing stored global script: *string*

Cause: This is an informational message only.

Action: No action is required.

RMAN-08156: printing stored script: *string*

Cause: This is an informational message only.

Action: No action is required.

RMAN-08157: script *string* written to file *string*

Cause: This is an informational message only.

Action: No action is required.

RMAN-08158: executing script: *string*

Cause: This is an informational message only.

Action: No action is required.

RMAN-08159: executing global script: *string*

Cause: This is an informational message only.

Action: No action is required.

RMAN-08160: script commands will be loaded from file *string*

Cause: This is an informational message only.

Action: No action is required.

RMAN-08161: contents of Memory Script:

Cause: This is an informational message only.

Action: No action is required.

RMAN-08162: executing Memory Script

Cause: This is an informational message only.

Action: No action is required.

RMAN-08163: validation succeeded for backup piece

Cause: The VALIDATE HEADER option determined that the backup piece still matches its data.

Action: None - this is an informational message.

RMAN-08164: validation succeeded for proxy copy

Cause: The VALIDATE HEADER option determined that the proxy copy still matches its data.

Action: None - this is an informational message.

RMAN-08165: could not locate proxy copy *string*

Cause: The specified proxy copy could not be found on proxy channel.

Action: If the proxy copy has been deleted, use the CROSSCHECK BACKUP command to correct the recovery catalog or target database control file entries.

RMAN-08166: validation succeeded for datafile copy and control file copy

Cause: The VALIDATE HEADER option discovered that the data file copy and control file copy still matches its data in the recovery catalog or target database control file.

Action: None - this is an informational message.

RMAN-08167: warning: *string* encountered a piece that was in use

Cause: The backup piece is currently in use by another BACKUP, RESTORE or DELETE operation.

Action: Use LIST to determine if backup has been deleted. If not deleted, then check if any process is hung while accessing the piece and terminate them before retrying DELETE. If using SBT device, then check Media Manager as well. Alternatively, consider the command DELETE FORCE.

RMAN-08168: channel *string*: using compressed network backup set from service *string*

Cause: This is an informational message only.

Action: No action is required.

RMAN-08169: channel *string*: using network backup set from service *string*

Cause: This is an informational message only.

Action: No action is required.

RMAN-08180: channel *string*: restore complete, elapsed time: *string*

Cause: This is an informational message only.

Action: No action is required.

RMAN-08181: media recovery complete, elapsed time: *string*

Cause: This is an informational message only.

Action: No action is required.

RMAN-08182: channel *string*: validation complete, elapsed time: *string*

Cause: This is an informational message only.

Action: No action is required.

RMAN-08183: channel *string*: block restore complete, elapsed time: *string*

Cause: This is an informational message only.

Action: No action is required.

RMAN-08184: added tempfile *string* to tablespace *string* in control file

Cause: This is an informational message only.

Action: No action is required.

RMAN-08185: renamed tempfile *string* to *string* in control file

Cause: This is an informational message only.

Action: No action is required.

RMAN-08186: tempfile *string* size altered in control file

Cause: One of tempfile size attributes AUTOEXTEND, MAXSIZE, NEXTSIZE was altered. This is an informational message only.

Action: No action is required.

RMAN-08187: warning: media recovery until SCN *string* complete

Cause: Media recovery was completed until the indicated system change number (SCN) because the database was in NOARCHIVELOG mode.

Action: This is an informational message only. No action is required.

RMAN-08190: validate found one or more corrupt blocks

Cause: Backup validate found that one or more blocks were corrupt in the specified data files. This message should be followed by 8191 message.

Action: Repair them at your earliest convenience.

RMAN-08191: See trace file *string* for details

Cause: This is an informational message only.

Action: No action is required.

RMAN-08192: uncatalog BACKUPPIECE *string* in NOCATALOG mode

Cause: BACKUPPIECE could not resync due to 'set_stamp' and 'set_count' conflict. This message should be followed by message 20110.

Action: See the action associated with message 20110.

RMAN-08193: skipped datafile file number=*string* name=*string*

Cause: The indicated data file was missing after the initial discovery by RMAN during backup.

Action: Check if the pluggable database or tablespace to which this file belongs is dropped. If so, this is expected behavior.

RMAN-08241: starting recovery of nonlogged blocks

Cause: This is an informational message only.

Action: No action is required.

RMAN-08242: recovery of nonlogged blocks complete, elapsed time: *string*

Cause: This is an informational message only.

Action: No action is required.

RMAN-08300: Run SQL script *string* on the target platform to create database

Cause: This is an informational message only.

Action: No action is required.

RMAN-08301: Edit init.ora file *string*. This PFILE will be used to create the database on the target platform

Cause: This is an informational message only.

Action: No action is required.

RMAN-08302: Run RMAN script *string* on target platform to convert datafiles

Cause: This is an informational message only.

Action: No action is required.

RMAN-08303: To recompile all PL/SQL modules, run utlirp.sql and utlrp.sql on the target platform

Cause: This is an informational message only.

Action: Transport script invokes utlirp.sql and utlrp.sql.

RMAN-08304: To change the internal database identifier, use DBNEWID Utility

Cause: This is an informational message only.

Action: Transport script does not invoke DBNEWID Utility automatically.

RMAN-08305: channel *string*: starting to check datafiles

Cause: This is an informational message only.

Action: No action is required.

RMAN-08306: channel *string*: datafile checking complete, elapsed time: *string*

Cause: This is an informational message only.

Action: No action is required.

RMAN-08400: Running TRANSPORT_SET_CHECK on specified tablespaces

Cause: This is an informational message only.

Action: No action is required.

RMAN-08401: Cannot specify AS COPY when producing a cross-platform backup
Cause: Cross-platform backup modifier was specified and the type of backup is not a BACKUPSET.

Action: Use CONVERT command instead or specify AS BACKUPSET.

RMAN-08402: Cannot include controlfile in a cross-platform backup

Cause: Cross-platform backup modifier was specified and controlfile backup was also requested.

Action: Do not include controlfile in cross-platform backup or remove cross-platform backup modifiers.

RMAN-08403: Cannot include SPFILE in a cross-platform backup

Cause: Cross-platform backup modifier was specified and SPFILE backup was also requested.

Action: Do not include SPFILE in cross-platform backup or remove cross-platform backup modifiers.

RMAN-08404: Cannot backup a BACKUPSET in a cross-platform backup

Cause: Cross-platform backup modifier was specified and BACKUPSET clause was also requested.

Action: Do not include BACKUPSET clause in cross-platform backup or remove cross-platform backup modifiers.

RMAN-08405: Cannot backup datafile copies in a cross-platform backup

Cause: Cross-platform backup modifier was specified and data file copies were also requested.

Action: Do not include data file copies in cross-platform backup or remove cross-platform backup modifiers.

RMAN-08406: Cannot include archived logs in a cross-platform backup

Cause: Cross-platform backup modifier was specified and ARCHIVELOG clause was also requested.

Action: Do not include ARCHIVELOG clause in cross-platform backup or remove cross-platform backup modifiers.

RMAN-08407: Cannot translate DATAPUMP DESTINATION *string* (reason: *string*)

Cause: The specified DATAPUMP DESTINATION was invalid.

Action: Retry the command with a valid DATAPUMP DESTINATION

RMAN-08408: Cannot specify *string* clause when producing cross-platform backups

Cause: A clause that cannot be used with cross-platform backup was specified.

Action: Do not include the specified clause or remove cross-platform backup modifiers.

RMAN-08409: FROM PLATFORM only allowed with BACKUPPIECE clause

Cause: A BACKUP FROM PLATFORM command was specified with backup objects other than BACKUPPIECE.

Action: Remove FROM PLATFORM or specify BACKUPPIECE clause.

RMAN-08410: Cross-platform backups require the database to be open in read/write mode

Cause: Cross-platform backup modifier was specified, but the database was not open in read/write mode.

Action: Open the database in read/write mode or remove cross-platform backup modifiers.

RMAN-08411: DATAPUMP can only be used with cross-platform backup

Cause: DATAPUMP was specified but TO PLATFORM or FOR TRANSPORT clauses were not used.

Action: Do not specify DATAPUMP clause or specify either TO PLATFORM or FOR TRANSPORT.

RMAN-08412: DATAPUMP cannot be used with whole database cross-platform backup

Cause: DATAPUMP was specified together with whole database cross-platform backup.

Action: Do not specify DATAPUMP clause for a whole database cross-platform backup or specify only tablespaces.

RMAN-08413: Cross-platform backup of backup pieces requires FORMAT clause

Cause: A BACKUP BACKUPPIECE command was specified without FORMAT clause.

Action: Add a FORMAT clause to command and retry.

RMAN-08416: ALLOW INCONSISTENT allowed only for datafile backup

Cause: ALLOW INCONSISTENT was specified for a BACKUP BACKUPPIECE command.

Action: Do not specify ALLOW INCONSISTENT clause for BACKUP BACKUPPIECE command.

RMAN-08417: standby database must be open to do KEEP backups

Cause: KEEP backup was attempted on a standby database that was not open.

Action: Open the standby database in READ ONLY or READ ONLY WITH APPLY mode and retry the command.

RMAN-08418: KEEP backups are allowed only with current or standby control file

Cause: KEEP backup was attempted on a control file that was not current or standby.

Action: Convert the control file to current or standby and retry the command.

RMAN-08419: KEEP backups cannot find archivelog to make the backup consistent

Cause: Archived logs could not be found to make keep the backup consistent.

Action: Check if the database is opened and if archive logs can be created and retry the command.

RMAN-08420: running UNPLUG on the specified pluggable database: *string*

Cause: This is an informational message only.

Action: This is an informational message only.

RMAN-08421: running UNPLUG or PLUG for cross-endian platform not supported

Cause: There was an attempt to use cross-platform backups to convert the whole database to a different endianness.

Action: No action is required.

RMAN-08423: ALLOW INCONSISTENT cannot be used with UNPLUG during cross-platform backup

Cause: The ALLOW INCONSISTENT clause was specified in a cross-platform backup command.

Action: Remove the ALLOW INCONSISTENT clause.

RMAN-08424: UNPLUG file path : *string*

Cause: This is an informational message only.

Action: This is an informational message only.

RMAN-08425: The USING clause to PLUG can only be used with FROM BACKUPSET clause

Cause: The USING clause was specified in a non-xttrestore conversation.

Action: Specify FROM BACKUPSET.

RMAN-08426: incompatible PDB : *string*

Cause: DBMS_PDB.CHECK_PLUG_COMPATIBILITY did not pass.

Action: Check your plugin.xml file.

RMAN-08427: PDB already exists: *string*

Cause: There was an attempt to plug in an existing pluggable database.

Action: Perform UNPLUG and DROP before performing the restore or plugin.

RMAN-08428: incompatible plugin.xml file for PDB: *string*

Cause: The pluggable database did not have the correct plugin.xml file.

Action: Correct the entries in the plugin.xml file if possible.

RMAN-08429: The FILE_NAME_CONVERT clause can be used only with the USING clause

Cause: The USING clause was not used with the FILE_NAME_CONVERT clause.

Action: Use the USING clause along with the FILE_NAME_CONVERT clause.

RMAN-08430: channel *string*: plugging file *string* for *string*

Cause: An informational message was provided.

Action: This is an informational message only.

RMAN-08431: FILE_NAME_CONVERT missing pattern

Cause: Replacement file name pattern was missing or invalid in the FILE_NAME_CONVERT clause.

Action: Correct the FILE_NAME_CONVERT clause and reissue the statement.

RMAN-08432: Trying to add a data file that is part of a pluggable database with an OMF file name

Cause: There was an attempt to add a data file as an Oracle Managed File (OMF) to the database.

Action: Retry the backup operation with a format specifier.

RMAN-08500: channel *string* SID=*string* device type=*string*

Cause: This is an informational message only.

Action: No action is required.

RMAN-08501: output file name=*string* RECID=*string* STAMP=*string*

Cause: This is an informational message only.

Action: No action is required.

RMAN-08503: piece handle=*string* comment=*string*

Cause: This is an informational message only.

Action: No action is required.

RMAN-08504: input archived log thread=*string* sequence=*string* RECID=*string* STAMP=*string*

Cause: This is an informational message only.

Action: No action is required.

RMAN-08505: output file name=*string*

Cause: This is an informational message only.

Action: No action is required.

RMAN-08506: input file name=*string*

Cause: This is an informational message only.

Action: No action is required.

RMAN-08507: input datafile copy RECID=*string* STAMP=*string* file name=*string*

Cause: This is an informational message only.

Action: No action is required.

RMAN-08508: archived log destination=*string*

Cause: This is an informational message only.

Action: No action is required.

RMAN-08509: destination for restore of datafile *string*: *string*

Cause: This is an informational message only.

Action: No action is required.

RMAN-08510: archived log thread=*string* sequence=*string*

Cause: This is an informational message only.

Action: No action is required.

RMAN-08511: piece handle=*string* tag=*string*

Cause: This is an informational message only.

Action: No action is required.

RMAN-08512: waiting for snapshot control file enqueue

Cause: This is an informational message only.

Action: No action is required.

RMAN-08513: datafile copy file name=*string* RECID=*string* STAMP=*string*

Cause: This is an informational message only.

Action: No action is required.

RMAN-08514: archived log file name=*string* RECID=*string* STAMP=*string*

Cause: This is an informational message only.

Action: No action is required.

RMAN-08515: archived log file name=*string* thread=*string* sequence=*string*

Cause: This is an informational message only.

Action: No action is required.

RMAN-08516: control file copy file name=*string* RECID=*string* STAMP=*string*

Cause: This is an informational message only.

Action: No action is required.

RMAN-08517: backup piece handle=*string* RECID=*string* STAMP=*string*

Cause: This is an informational message only.

Action: No action is required.

RMAN-08518: channel *string*: scanning control file copy *string*

Cause: This is an informational message only.

Action: No action is required.

RMAN-08519: channel *string*: scanning datafile copy *string*

Cause: This is an informational message only.

Action: No action is required.

RMAN-08520: channel *string*: scanning archived log *string*

Cause: This is an informational message only.

Action: No action is required.

RMAN-08521: offline range RECID=*string* STAMP=*string*

Cause: This is an informational message only.

Action: No action is required.

RMAN-08522: input datafile file number=*string* name=*string*

Cause: This is an informational message only.

Action: No action is required.

RMAN-08523: restoring datafile *string* to *string*

Cause: This is an informational message only.

Action: No action is required.

RMAN-08524: input control file copy name=*string*

Cause: This is an informational message only.

Action: No action is required.

RMAN-08525: backing up blocks *string* through *string*

Cause: This is an informational message only

Action: No action is required.

RMAN-08526: channel *string*: *string*

Cause: This is an informational message only.

Action: No action is required.

RMAN-08527: channel *string*: starting *string* proxy datafile backup at *string*

Cause: This is an informational message only.

Action: No action is required.

RMAN-08528: channel *string*: proxy copy complete, elapsed time: *string*

Cause: This is an informational message only.

Action: No action is required.

RMAN-08529: proxy file handle=*string*

Cause: This is an informational message only.

Action: No action is required.

RMAN-08530: piece handle=*string* tag=*string* comment=*string*

Cause: This is an informational message only.

Action: No action is required.

RMAN-08531: channel *string*: proxy copy *string* is *string* in media management catalog

Cause: This is an informational message only.

Action: No action is required.

RMAN-08532: channel *string*: restoring block(s) from datafile copy *string*

Cause: This is an informational message only.

Action: No action is required.

RMAN-08533: restoring blocks of datafile *string*

Cause: This is an informational message only.

Action: No action is required.

RMAN-08534: channel *string*: control file restore from AUTOBACKUP complete

Cause: This is an informational message only.

Action: No action is required.

RMAN-08535: channel *string*: looking for AUTOBACKUP on day: *string*

Cause: This is an informational message only.

Action: No action is required.

RMAN-08536: channel *string*: AUTOBACKUP found: *string*

Cause: This is an informational message only.

Action: No action is required.

RMAN-08537: channel *string*: skipped, AUTOBACKUP already found

Cause: This is an informational message only.

Action: No action is required.

RMAN-08538: channel *string*: no AUTOBACKUP in *string* days found

Cause: This is an informational message only.

Action: No action is required.

RMAN-08539: backup set key=*string* RECID=*string* STAMP=*string*

Cause: This is an informational message only.

Action: No action is required.

RMAN-08540: channel *string*: backup set complete, elapsed time: *string*

Cause: This is an informational message only.

Action: No action is required.

RMAN-08541: channel *string*: SPFILE restore from AUTOBACKUP complete

Cause: This is an informational message only.

Action: No action is required.

RMAN-08542: channel *string*: starting proxy archived log backup at *string*

Cause: This is an informational message only.

Action: No action is required.

RMAN-08543: channel *string*: specifying archived log(s) for proxy backup

Cause: This is an informational message only.

Action: No action is required.

RMAN-08544: channel *string*: specifying archived log(s) for proxy restore

Cause: This is an informational message only.

Action: No action is required.

RMAN-08545: flashback command failed: See trace file for details

Cause: An attempt was made to issue a flashback command which failed due to errors. See trace file for details.

Action: See trace file for details of the problem.

RMAN-08546: channel *string*: AUTOBACKUP *string* found in the recovery area

Cause: This is an informational message only.

Action: No action is required.

RMAN-08547: channel *string*: no AUTOBACKUPS found in the recovery area

Cause: The recovery area does not have desired AUTOBACKUP.

Action: Check the option UNTIL TIME in case an existing AUTOBACKUP does satisfy the criteria specified in the restore command. Otherwise, verify the init.ora parameters DB_RECOVERY_FILE_DEST and DB_UNIQUE_NAME to verify whether the recovery area location is set correctly. Note that the parameters can be specified as options to the restore command.

RMAN-08548: recovery area destination: *string*

Cause: This is an informational message only.

Action: No action is required.

RMAN-08549: database name (or database unique name) used for search: *string*

Cause: This is an informational message only.

Action: No action is required.

RMAN-08550: AUTOBACKUP search with format "*string*" not attempted because DBID was not set

Cause: Restore of a control file AUTOBACKUP was attempted without DBID being set.

Action: If you want to search for AUTOBACKUP with the indicated format, then specify the DBID of the database using SET DBID and retry the command.

RMAN-08551: recovering datafile copy file number=*string* name=*string*

Cause: This is an informational message only.

Action: No action is required.

RMAN-08552: backup and output file names are identical: *string*

Cause: The backup file name chosen was identical to output file name specified for a restore operation.

Action: This is an informational message only. RMAN will failover to next available backup.

RMAN-08553: channel *string*: restoring control file from AUTOBACKUP *string*

Cause: This is an informational message only.

Action: No action is required.

RMAN-08554: channel *string*: restoring spfile from AUTOBACKUP *string*

Cause: This is an informational message only.

Action: No action is required.

RMAN-08555: channel *string*: restoring section *string* of *string*

Cause: This is an informational message only

Action: No action is required.

RMAN-08556: channel *string*: backup piece complete, elapsed time: *string*

Cause: This is an informational message only.

Action: No action is required.

RMAN-08557: input Data Pump dump file=*string*

Cause: This is an informational message only.

Action: No action is required.

RMAN-08558: channel *string*: converting foreign backup pieces from platform *string*

Cause: This is an informational message only.

Action: No action is required.

RMAN-08559: channel *string*: converting foreign backup pieces

Cause: This is an informational message only.

Action: No action is required.

RMAN-08580: channel *string*: starting datafile copy

Cause: This is an informational message only.

Action: No action is required.

RMAN-08581: channel *string*: datafile copy complete, elapsed time: *string*

Cause: This is an informational message only.

Action: No action is required.

RMAN-08582: channel *string*: starting archived log copy

Cause: This is an informational message only.

Action: No action is required.

RMAN-08583: channel *string*: archived log copy complete, elapsed time: *string*

Cause: This is an informational message only.

Action: No action is required.

RMAN-08584: copying current control file

Cause: This is an informational message only.

Action: No action is required.

RMAN-08585: copying standby control file

Cause: This is an informational message only.

Action: No action is required.

RMAN-08586: output file name=*string* tag=*string* RECID=*string* STAMP=*string*

Cause: This is an informational message only.

Action: No action is required.

RMAN-08587: input is copy of datafile *string*: *string*

Cause: This is an informational message only.

Action: No action is required.

RMAN-08588: converted datafile=*string*

Cause: This is an informational message only.

Action: No action is required.

RMAN-08589: channel *string*: starting datafile conversion

Cause: This is an informational message only.

Action: No action is required.

RMAN-08590: channel *string*: datafile conversion complete, elapsed time: *string*

Cause: This is an informational message only.

Action: No action is required.

RMAN-08591: warning: invalid archived log deletion policy

Cause: An invalid ARCHIVELOG DELETION POLICY was supplied. The archived log deletion policy was APPLIED but there was no mandatory archived log destinations.

Action: One of the following: 1) Change archived log deletion policy using CONFIGURE command 2) Make one or more of standby destination as MANDATORY.

RMAN-08592: output file name=*string* tag=*string*

Cause: This is an informational message only.

Action: No action is required.

RMAN-08599: channel *string*: throttle time: *string*

Cause: This is an informational message only.

Action: No action is required.

RMAN-08600: ASM disk group to search: *string*

Cause: This is an informational message only.

Action: No action is required.

RMAN-08601: channel *string*: AUTOBACKUP *string* found in ASM disk group *string*

Cause: This is an informational message only.

Action: No action is required.

RMAN-08602: channel *string*: no AUTOBACKUPS found in ASM disk group *string*

Cause: The specified ASM area does not have desired AUTOBACKUP.

Action: Check the option UNTIL TIME in case an existing AUTOBACKUP does satisfy the criteria specified in the restore command. Otherwise, verify the values used for the format of the CONFIGURE CONTROLFILE AUTOBACKUP FORMAT command and DB_UNIQUE_NAME to verify whether the ASM area location is set correctly. Note that the DB_UNIQUE_NAME can be specified as option to the restore command.

RMAN-08603: skipping *string*: file in use by another process

Cause: The indicated file was not included in the backup because it is part of another restore or delete operation.

Action: No action is required. Wait for the other operation to complete, then retry.

RMAN-08604: skipping *string*: file deleted from recovery area to reclaim disk space

Cause: The indicated file was not included in the backup because it was deleted from the recovery area to reclaim disk space for other operations.

Action: No action is required.

RMAN-08605: channel *string*: SID=*string* instance=*string* device type=*string*

Cause: This is an informational message only.

Action: No action is required.

RMAN-08606: warning: The change tracking file is invalid.

Cause: Backup found changed blocks that were not marked in the change tracking file. See alert log for more information.

Action: Do not use any of the incremental backups taken since the last full backup.

RMAN-08607: List of remote backup files

Cause: RESTORE command detected that one or more remote backup files were required to perform restore operation.

Action: Recall the media from remote site that contains the specified backup files before actual restore operation. The message should be accompanied with the list of remote backup files.

RMAN-08608: Initiated recall for the following list of remote backup files

Cause: This is an informational message displayed when the specified RECALL option of the RESTORE command detected that one or more remote backup files were required to perform the restore operation. The message indicated that RMAN had initiated the request on SBT channel to recall the remote backup files.

Action: No action required.

RMAN-08609: channel *string*: starting incremental datafile backup set

Cause: This is an informational message only.

Action: No action is required.

RMAN-08610: channel *string*: restoring datafile *string* to *string*

Cause: This is an informational message only.

Action: No action is required.

RMAN-08611: channel *string*: piece handle=*string* tag=*string*

Cause: This is an informational message only.

Action: No action is required.

RMAN-08612: channel *string*: failover to duplicate backup on device *string*

Cause: This is an informational message to indicate the RMAN could not successfully restore the files using the specified backups. An attempt was made to restore the data files/archived logs/ control file/SPFILE using a previous existing backup.

Action: See accompanying additional error messages indicating the cause of the failover.

RMAN-08613: channel *string*: failover to piece handle=*string* tag=*string*

Cause: This is an informational message to indicate the server found a corrupted block in a backup piece and had to switch to another copy of the piece to get the same block.

Action: See alert log for information on corruption block(s) and the name of the backup piece that has the corrupted block(s).

RMAN-08614: channel *string*: errors found reading piece handle=*string*

Cause: This is an informational message to indicate the server found a corrupted block in a backup piece. Accompanying error will describe the action taken.

Action: See alert log for more information.

RMAN-08615: channel *string*

Cause: This is an informational message to indicate the server could not perform the restore due to the included errors. A least recent backup set will be used to perform the restore.

Action: See alert log for information on corruption block(s) and the name of the backup piece that has the corrupted block(s).

RMAN-08616: validating blocks *string* through *string*

Cause: This is an informational message only

Action: No action is required.

RMAN-08617: validation failed for foreign archived log

Cause: The CROSSCHECK FOREIGN ARCHIVELOG command determined that the foreign archived log could not be found or no longer contained the same data, so its record was marked expired.

Action: None - this is an informational message.

RMAN-08618: validation succeeded for foreign archived log

Cause: The CROSSCHECK FOREIGN ARCHIVELOG command determined that the foreign archived log still matches its data.

Action: None - this is an informational message.

RMAN-08619: foreign archived log file name=*string* RECID=*string* STAMP=*string*

Cause: This is an informational message only.

Action: No action is required.

RMAN-08620: uncataloged foreign archived log

Cause: This is an informational message only.

Action: No action is required.

RMAN-08621: deleted foreign archived log

Cause: This is an informational message only.

Action: No action is required.

RMAN-08622: channel *string*: restoring all foreign files in backup piece

Cause: This is an informational message only.

Action: No action is required.

RMAN-08623: channel *string*: restoring all files in foreign tablespace *string*

Cause: This is an informational message only.

Action: No action is required.

RMAN-08624: channel *string*: restoring foreign file *string*

Cause: This is an informational message only.

Action: No action is required.

RMAN-08625: channel *string*: restoring Data Pump dump file to *string*

Cause: This is an informational message only.

Action: No action is required.

RMAN-08626: channel *string*: restoring foreign file *string* to *string*

Cause: This is an informational message only.

Action: No action is required.

RMAN-08627: channel *string*: foreign piece handle=*string*

Cause: This is an informational message only.

Action: No action is required.

RMAN-08628: channel *string*: restoring foreign datafilecopy *string*

Cause: This is an informational message only.

Action: No action is required.

RMAN-08629: waiting for resources on the Recovery Appliance for *string* channels

Cause: The number of channels required to complete this operation was not available. Channels will be allocated when they become available.

Action: No action is required. This is an informational message only.

RMAN-08630: allocating the required resources on the Recovery Appliance

Cause: The required resources were allocated on a Recovery Appliance.

Action: No action is required. This is an informational message only.

RMAN-08631: channel *string*: starting compressed piece *string* at *string*

Cause: This is an informational message only.

Action: No action is required.

RMAN-10000: error parsing target database connect string "*string*"

Cause: An invalid target connect string was supplied.

Action: Specify a valid connect string and re-run the job.

RMAN-10001: error parsing recovery catalog connect string "*string*"

Cause: An invalid recovery catalog connect string was supplied.

Action: Specify a valid connect string and re-run the job.

RMAN-10002: ORACLE error: *string*

Cause: The specified Oracle error was received. This message should be accompanied by other error message(s) indicating the cause of the error.

Action: Check the accompanying errors.

RMAN-10003: unable to connect to target database

Cause: Recovery manager was unable to connect to the target database. This message should be accompanied by other error message(s) indicating the cause of the error.

Action: Ensure that that the target database is started, and that the connect string is valid.

RMAN-10004: unable to connect to recovery catalog

Cause: Recovery manager was unable to connect to the recovery catalog

Action: Ensure that that the recovery catalog is started, and that the connect string is valid. This message should be accompanied by other error message(s) indicating the cause of the error.

RMAN-10005: error opening cursor

Cause: An error was received while trying to open a cursor. This message should be accompanied by other error message(s) indicating the cause of the error.

Action: If the associated Oracle error message indicates a condition that can be corrected, do so, otherwise contact Oracle.

RMAN-10006: error running SQL statement: *string*

Cause: An error message was received while running the SQL statement shown.

Action: If the associated Oracle error message indicates a condition that can be corrected, do so, otherwise contact Oracle.

RMAN-10007: error closing cursor

Cause: An error was received while trying to close a cursor. This message should be accompanied by other error message(s) indicating the cause of the error.

Action: If the associated Oracle error message indicates a condition that can be corrected, do so, otherwise contact Oracle.

RMAN-10008: could not create channel context

Cause: An error was received while trying create a channel context. This message should be accompanied by other error message(s) indicating the cause of the error.

Action: If the associated Oracle error message indicates a condition that can be corrected, do so, otherwise contact Oracle.

RMAN-10009: error logging off of Oracle

Cause: An error was received while disconnecting from Oracle. This message should be accompanied by other error message(s) indicating the cause of the error.

Action: This is an informational message only.

RMAN-10010: error while checking for RPC completion

Cause: Recovery Manager's channel context had an error while checking to see if a remote procedure call had completed. This message should be accompanied by other error message(s) indicating the cause of the error.

Action: If other error messages indicate a condition that can be corrected, do so, otherwise contact Oracle.

RMAN-10011: synchronization error while polling for rpc number, action=string

Cause: Recovery Manager could not synchronize properly with a remote procedure call.

Action: This is an internal error that should not be issued. Contact Oracle Support Services

RMAN-10012: KGU error: string

Cause: An error occurred while initializing the KGU subsystem

Action: This is an internal error that should not be issued. Contact Oracle Support Services

RMAN-10013: error initializing PL/SQL

Cause: An error occurred while initializing the PL/SQL subsystem.

Action: This is an internal error that should not be issued. Contact Oracle Support Services

RMAN-10014: PL/SQL error number on line number column number: string

Cause: PL/SQL error

Action: The text of this message will be issued by the PL/SQL subsystem. See the PL/SQL error message manual.

RMAN-10015: error compiling PL/SQL program

Cause: An error occurred while compiling a PL/SQL program.

Action: This is an internal error that should not be issued. Contact Oracle Support Services

RMAN-10018: error cleaning up channel context

Cause: An error was received during inter-step cleanup of a channel context.

Action: This is an internal error that should not be issued. Contact Oracle Support Services

RMAN-10020: error initializing Recovery Manager execution layer

Cause: An error was received while initializing the Recovery Manager execution layer in preparation for running a job. This message should be accompanied by other error message(s) indicating the cause of the error.

Action: If other error messages indicate a condition that can be corrected, do so, otherwise contact Oracle.

RMAN-10022: error in system-dependent sleep routine

Cause: An error was received while waiting for a remote RPC to complete. The error occurred in the system-dependent sleep routine.

Action: This is an internal error that should not be issued. Contact Oracle Support Services

RMAN-10023: RPC attempted to unrecognized package

Cause: The Recovery Manager internal RPC router received a package name that it could not understand.

Action: This is an internal error that should not be issued. Contact Oracle Support Services

RMAN-10024: error setting up for rpc polling

Cause: The Recovery Manager could not create the RPC polling context which is required to test for RPC completion. This message should be accompanied by other error message(s) indicating the cause of the error.

Action: If other error messages indicate a condition that can be corrected, do so, otherwise contact Oracle.

RMAN-10025: connection is already registered for events

Cause: The Recovery Manager could not enable the target database connection to test for RPC completion.

Action: This is an internal error that should not be issued. Contact Oracle Support Services

RMAN-10026: network error *number-number* occurred registering connection

Cause: An network error occurred while attempting to register the target database connection to test for RPC completion.

Action: This is an internal error that should not be issued. The message numbers are issued by the Sql*Net layer. Contact Oracle Support Services

RMAN-10027: could not locate network layer context

Cause: Recovery Manager could not locate a necessary context area while attempting to register the target database connection to test for RPC completion.

Action: This is an internal error that should not be issued. Contact Oracle Support Services

RMAN-10028: network error *number-number* occurred during remote RPC

Cause: An network error occurred while waiting for a remote RPC to complete.

Action: This is an internal error that should not be issued. The message numbers are issued by the Sql*Net layer. Contact Oracle Support Services

RMAN-10029: unexpected return code *number* from PL/SQL execution

Cause: PL/SQL returned an unexpected return code while executing one channel program.

Action: This is an internal error that should not be issued. Contact Oracle Support Services

RMAN-10030: RPC call appears to have failed to start on channel *string*

Cause: An RPC to a target database instance was issued, but was not observed to start within 5 timeouts.

Action: This error is probably accompanied by other error messages giving the precise cause of the failure.

RMAN-10031: RPC Error: ORA-*number* occurred during call to *string.string*

Cause: An RPC to the target database or recovery catalog database encountered an error.

Action: This error is accompanied with the error message from the server where the error occurred.

RMAN-10032: unhandled exception during execution of job step *number*: \n*string*

Cause: An unhandled PL/SQL exception occurred during a job step.

Action: This error is accompanied by the error messages describing the exception.

RMAN-10033: error during compilation of job step *number*: *string*

Cause: PL/SQL detected a problem during the compilation of a job step

Action: This error message is accompanied by the error messages describing

RMAN-10034: unhandled exception during execution of job step *number*, error unknown

Cause: PL/SQL detected an unhandled exception during execution of a job step, but no further information available

Action: n/a

RMAN-10035: exception raised in RPC: \n*string*

Cause: A call to a remote package resulted in an exception.

Action: The exception should indicate what went wrong.

RMAN-10036: RPC call OK on channel *string*

Cause: This is just an informational message. It should be preceded by message 10030.

Action: No action is required.

RMAN-10037: RPC anomaly detected on channel *string*, UPINBLT=*number*

Cause: This is a debugging message and can be ignored.

Action: No action is required.

RMAN-10038: database session for channel *string* terminated unexpectedly

Cause: The database connection for the specified channel no longer exists. Either the session was terminated by some external means or the channel terminated because of an internal error.

Action: Check for an oracle trace file for detailed information on why the session terminated.

RMAN-10039: error encountered while polling for RPC completion on channel *string*

Cause: This error should be accompanied by other errors giving the cause of the polling error.

Action: Check the accompanying errors.

RMAN-10040: asynchronous support not detected, RMAN will run synchronously

Cause: The database connection does not support asynchronous operation, so RMAN will not multi-task work among multiple channels. Multiple channels can still be allocated, but they will not run work concurrently.

Action: Use a connection type that supports asynchronous operations.

RMAN-10041: Could not re-create polling channel context following failure.

Cause: The RPC polling context, which is required to test for RPC completion, failed and Recovery Manager could not re-create this channel. This message should be accompanied by other error messages indicating the cause of the error.

Action: If other error messages indicate a condition that can be corrected, do so, otherwise contact Oracle.

RMAN-11000: message number *number* not found in recovery manager message file

Cause: Recovery manager message file is out of date.

Action: Make sure that the recovery manager error message file is current and installed in the correct location.

RMAN-11001: Oracle Error: \n*string*

Cause: This is an informational message only.

Action: No action is required.

RMAN-11002: could not open a cursor to the target database

Cause: This is an informational message only.

Action: No action is required.

RMAN-11003: failure during parse/execution of SQL statement: *string*

Cause: This is an informational message only.

Action: No action is required.

RMAN-11004: format requires *%character* when duplexing

Cause: SET_DUPLEX=ON was specified, but %c was not part of the format.

Action: Include %c in format, or use %U.

RMAN-11005: conflicting media information for piece "*string*"

Cause: While restoring the specified backup piece, RMAN received conflicting information about the physical location of the piece from the Media Management software. This can cause poor restore performance.

Action: If RMAN does not parallelize the restore from all of the available channels, then you should contact the Media Management vendor.

RMAN-11006: warning: test recovery results: \nstring

Cause: User called recover database with the test option

Action: None required

RMAN-11007: new media label is "string" for piece "string"

Cause: This is an informational message indicating that the backup piece was moved from one media to another by media management software.

Action: No action is required.

RMAN-12000: execution layer initialization failed

Cause: This message should be accompanied by other error message(s) indicating the cause of the error.

Action: Check the accompanying errors.

RMAN-12001: could not open channel string

Cause: An ALLOCATE CHANNEL command could not be processed.

Action: This message should be accompanied by other error message(s) indicating the cause of the error.

RMAN-12005: error during channel cleanup

Cause: This message should be accompanied by other error message(s) indicating the cause of the error.

Action: Check the accompanying errors.

RMAN-12007: cannot allocate more than number channels

Cause: The maximum number of RMAN channels has been exceeded. Note that one channel is reserved for RMAN.

Action: Allocate fewer channels. Contact Oracle if you have a need for more channels in a single job.

RMAN-12008: could not locate backup piece string

Cause: There was at least 1 backup set that could not be accessed by any of the allocated channels.

Action: Allocate additional channels on other nodes of the cluster

RMAN-12009: command aborted because some backup pieces could not be located

Cause: Same as 7008.

Action: Refer to 7008.

RMAN-12010: automatic channel allocation initialization failed

Cause: This message should be accompanied by other error message(s) indicating the cause of the error.

Action: Check the accompanying errors.

RMAN-12011: multiple records for default device type found in repository

Cause: Configuration for default device type was not consistent.

Action: Re-run CONFIGURE DEFAULT DEVICE TYPE command to set device type.

RMAN-12012: multiple records for string parallelism found in repository

Cause: Configuration for device parallelism was not consistent.

Action: Re-run CONFIGURE PARALLELISM command for device to set parallelism.

RMAN-12013: multiple records for *string* channel number found in repository

Cause: Configuration for the channel was not consistent.

Action: Re-run CONFIGURE CHANNEL command to configure this channel.

RMAN-12014: multiple records for default channel configuration for *string* found in repository

Cause: Configuration for the channel was not consistent.

Action: Re-run CONFIGURE CHANNEL command to configure the channel.

RMAN-12015: configuration for *string* channel number is ignored

Cause: This is an informational message only. Parallelism for the device is less than associated channel number.

Action: To use this configuration increase parallelism for this device. To clear this configuration use CONFIGURE CHANNEL... CLEAR command.

RMAN-12016: using channel *string*

Cause: This is an informational message only.

Action: No action is required.

RMAN-12017: could not locate pieces of backup set key *string*

Cause: Copies of the specified backup set key could not be accessed on any of the allocated channels.

Action: Allocate additional channels on other nodes of the cluster or, if the backup pieces has been deleted, use the CROSSCHECK BACKUP command to correct the recovery catalog or target database control file entries.

RMAN-12018: channel *string* disabled, job failed on it will be run on another channel

Cause: This is an informational message displayed whenever a retryable error occurs for the job and there are channels available to run this step.

Action: No action is required.

RMAN-12019: continuing other job steps, job failed will not be re-run

Cause: This is an informational message displayed whenever there is a non-retryable error occurred for the job.

Action: No action is required.

RMAN-12020: error on step filtered for normal output \n*string*

Cause: This message is added when stacking errors for failed jobs after channel failover was performed. It will be filtered from normal output.

Action: No action is required.

RMAN-20000: abnormal termination of job step

Cause: A job step encountered an error and could not recover. This error should be followed by other errors indicating the cause of the problem.

Action: Check the accompanying error.

RMAN-20001: target database not found in recovery catalog

Cause: target database is not found in the recovery catalog

Action: make sure that the target database is registered in the recovery recovery catalog

RMAN-20002: target database already registered in recovery catalog

Cause: target database is already registered in the recovery catalog

Action: if the target database is really registered, there is no need to register it again. Note that the recovery catalog enforces that all databases have a unique DBID. If the new database was created by copying files from an existing database, it will have the same DBID as the original database and cannot be registered in the same recovery catalog.

RMAN-20003: target database incarnation not found in recovery catalog

Cause: RESETLOGS CHANGE# and/or time of the target database doesn't match any database incarnation in the recovery catalog.

Action: if target database was opened with RESETLOGS option then use 'reset database' to register the new incarnation.

RMAN-20004: target database name does not match name in recovery catalog

Cause: name of the target database doesn't match the one stored in the recovery catalog

Action: This is an internal error.

RMAN-20005: target database name is ambiguous

Cause: two or more databases in the recovery catalog match this name

Action: n/a

RMAN-20006: target database name is missing

Cause: target database instance is not started or db_name initialization parameter is not set

Action: startup the instance and make sure that db_name parameter is set

RMAN-20009: database incarnation already registered

Cause: this incarnation is already registered in the recovery catalog

Action: No action is required.

RMAN-20010: database incarnation not found

Cause: database incarnation does not match any database incarnation in the recovery catalog

Action: specify a valid database incarnation key

RMAN-20011: target database incarnation is not current in recovery catalog

Cause: the database incarnation that matches the RESETLOGS CHANGE# and time of the mounted target database control file is not the current incarnation of the database

Action: If 'reset database to incarnation *key*' was used to make an old incarnation current then restore the target database from a backup that matches the incarnation and mount it. You will need to do 'STARTUP NOMOUNT' before you can restore the control file using RMAN. Otherwise use 'reset database to incarnation *key*' make the intended incarnation current in the recovery catalog.

RMAN-20012: not authorized to register new database

Cause: You attempted to register a new database with this recovery catalog, but you are using a virtual private catalog, and you have not been granted permission by the catalog administrator to register this database with this recovery catalog

Action: Ask the catalog administrator to grant permission for you to register this database.

RMAN-20013: error upgrading virtual private catalog

Cause: An error occurred while automatically upgrading a virtual private catalog.

Action: Ensure that the virtual private catalog userid has all of the required privileges, such as being granted the RECOVERY_CATALOG_OWNER role.

RMAN-20014: virtual private catalog owner must be granted RECOVERY_CATALOG_OWNER role

Cause: An attempt was made to establish a virtual private RMAN catalog in a schema that is not granted the RECOVERY_CATALOG_OWNER role.

Action: Grant RECOVERY_CATALOG_OWNER to the virtual private catalog owner.

RMAN-20015: not authorized to share this catalog

Cause: You attempted to share a recovery catalog but were not authorized to do this by the catalog administrator.

Action: Ask the catalog administrator to grant permission for you to share this catalog.

RMAN-20016: virtual private catalog user cannot modify global scripts

Cause: A virtual private catalog user attempted to create, delete, or modify a global script. Virtual private catalog users cannot modify global scripts.

Action: Connect to the catalog owner userid and retry the global script operation.

RMAN-20017: illegal script update operation

Cause: An illegal script operation was performed.

Action: None

RMAN-20018: database not found in recovery catalog

Cause: An attempt was made to grant or revoke catalog access to a database whose name was not registered in the recovery catalog.

Action: Correct the database name and re-issue the GRANT or REVOKE command. If this is an attempt to grant or revoke access to a database that is not yet registered, then re-issue the command using the database ID of the desired database.

RMAN-20019: database name not unique in recovery catalog

Cause: An attempt was made to grant or revoke catalog access to a database whose name is not unique in the recovery catalog.

Action: Re-issue the command specifying the database ID of the desired database.

RMAN-20022: user not found

Cause: An attempt was made to grant a privilege to a user that does not exist.

Action: Reissue the command specifying a user that exists.

RMAN-20029: cannot make a snapshot control file

Cause: another operation that needs the snapshot control file is in progress

Action: try again later if necessary

RMAN-20030: resync in progress

Cause: this procedure cannot be called while a resync is in progress

Action: This is an internal error.

RMAN-20031: resync not started

Cause: this procedure can only be called in a resync

Action: This is an internal error.

RMAN-20032: checkpoint CHANGE# too low

Cause: the checkpoint change# is less than the one of the previous resync or the checkpoint change# is null

Action: make sure that the right control file is used

RMAN-20033: control file SEQUENCE# too low

Cause: the control file sequence is less than the one of the previous resync

Action: make sure that the right control file is used

RMAN-20034: resync not needed

Cause: the control file has not changed since the previous resync

Action: nothing since the recovery catalog is in sync

RMAN-20038: must specify FORMAT for CONVERT command

Cause: No FORMAT was specified when using CONVERT command.

Action: Resubmit the command using FORMAT clause.

RMAN-20039: format requires *character* when duplexing

Cause: SET_DUPLEX=ON was specified, but %c was not part of the format.

Action: Include %c in format, or use %U.

RMAN-20045: must specify FORMAT for BACKUP INCREMENTAL FROM SCN command

Cause: No FORMAT was specified when using BACKUP INCREMENTAL FROM SCN command.

Action: Resubmit the command using FORMAT clause.

RMAN-20072: full resync from noncurrent control file

Cause: A full resync was attempted from either a standby control file or a backup control file. Only the current control file can do so. Allowing to do otherwise can result in unexpected changes in catalog metadata.

Action: This is an internal error.

RMAN-20073: warning: resync skipped for PDB *string* as a dictionary integrity check is required

Cause: An attempt was made to resync the Pluggable Database (PDB) information to the recovery catalog when the PDB was not open in read/write mode for the primary database.

Action: Open the PDB in read/write mode and retry the resync command.

RMAN-20079: full resync from primary database is not done

Cause: Resync from standby detected that a full resync from primary database is required. One of the following events on primary database may have caused this error: 1) one or more tablespaces or data files were added 2) one or more tablespaces or data files were dropped 3) one or more data files status changed

Action: Perform full resync after connecting to the primary database.

RMAN-20081: change stamp for the record

Cause: A record with same recid and stamp is already known to catalog.

Action: None. This error is automatically handled by RMAN client by changing the stamp in control file during resync.

RMAN-20108: control file for remote database cannot be updated

Cause: RESYNC CATALOG FROM DB_UNIQUE_NAME command was attempted, but the control file at the database with DB_UNIQUE_NAME needs to be resynced directly instead of through the current target.

Action: Directly connect as target to the remote database with the specified DB_UNIQUE_NAME and resync.

RMAN-20109: remote database has different database ID

Cause: Command RESYNC CATALOG FROM DB_UNIQUE_NAME was executed and the database ID of the remote database was different than the connected target database.

Action: The remote database should have the same database ID as the database connected as the target database. Fix the connect identifier for the remote database and retry the command.

RMAN-20110: set_stamp set_count conflict

Cause: Resync detected multiple backup sets having the same 'set_stamp' and 'set_count'.

Action: Uncatalog BACKUPPIECE associated with message 8192.

RMAN-20140: database not yet registered in the Recovery Appliance

Cause: The database was not registered in the Recovery Appliance.

Action: Add a database to the Recovery Appliance schema by making a call to ADD_DB call.

RMAN-20141: target database ID mismatch with registered database in the Recovery Appliance

Cause: The database with the same DB_UNIQUE_NAME was already registered in a Recovery Appliance, but the database ID was different than the target database.

Action: Connect to the proper target database, or change the DB_UNIQUE_NAME and register it again in the Recovery Appliance.

RMAN-20142: version stamp of backup XML set is different

Cause: A new backup XML set was generated at the Recovery Appliance since the last read of watermarks.

Action: Retry the reconcile operation.

RMAN-20143: no records found to resync for incarnation view

Cause: The reconcile code at the Recovery Appliance expected incarnation records, but they were not sent by the recovery catalog.

Action: This is an internal error.

RMAN-20144: no records found to resync for tablespace view

Cause: The reconcile code at the Recovery Appliance expected tablespace records, but they were not sent by the recovery catalog.

Action: This is an internal error.

RMAN-20145: no records found to resync for data file view

Cause: The reconcile code at the Recovery Appliance expected data file records, but they were not sent by the recovery catalog.

Action: This is an internal error.

RMAN-20146: no records found to resync for thread view

Cause: The reconcile code at the Recovery Appliance expected thread records, but they were not sent by the recovery catalog.

Action: This is an internal error.

RMAN-20147: no records found to resync for online redo log view

Cause: The reconcile code at the Recovery Appliance expected online redo log records, but they were not sent by the recovery catalog.

Action: This is an internal error.

RMAN-20148: no records found to resync for offline range view

Cause: The reconcile code at the Backup Appliance expected offline range records, but they were not sent by the recovery catalog.

Action: This is an internal error.

RMAN-20149: required records are purged from the backup XML set at the Recovery Appliance

Cause: The recovery catalog was not reconciled from the Recovery Appliance recently, and records from backup XML set were purged at the Recovery Appliance.

Action: A new backup XML set must be created at the Recovery Appliance.

RMAN-20150: no records found to resync for Pluggable Database view

Cause: The reconcile code at the Recovery Appliance expected Pluggable Database records, but they were not sent by the recovery catalog.

Action: This is an internal error.

RMAN-20151: no records found to resync for Pluggable Database incarnation view

Cause: The reconcile code at the Recovery Appliance expected Pluggable Database incarnation records, but they were not sent by the recovery catalog.

Action: This is an internal error.

RMAN-20201: datafile not found in the recovery catalog

Cause: The specified data file is not found in the recovery catalog

Action: make sure that the data file name is correct and that the recovery catalog is up-to-date

RMAN-20202: Tablespace not found in the recovery catalog

Cause: the specified tablespace is not found in the recovery catalog

Action: make sure that the tablespace name is correct and that the recovery catalog is up-to-date

RMAN-20203: translation in progress

Cause: this procedure can not be called when name translation is in progress

Action: This is an internal error.

RMAN-20204: translation not started

Cause: GETDATAFILE procedure was called before TRANSLATETABLESPACE

Action: This is an internal error.

RMAN-20205: incomplete UNTIL clause

Cause: The sequence# was NULL

Action: This is an internal error.

RMAN-20206: log sequence not found in the repository

Cause: The specified log sequence does not exist in log history of the current database incarnation

Action: check the thread# and sequence#

RMAN-20207: UNTIL TIME or RECOVERY WINDOW is before RESETLOGS time

Cause: UNTIL TIME and RECOVERY WINDOW cannot be less than the database creation time or RESETLOGS time.

Action: Check the UNTIL TIME or RECOVERY WINDOW. If the database needs to be restored to an old incarnation, use the RESET DATABASE TO INCARNATION command.

RMAN-20208: UNTIL CHANGE is before RESETLOGS change

Cause: UNTIL CHANGE cannot be less than the database RESETLOGS change.

Action: Check the UNTIL CHANGE. If the database needs to be restored to an old incarnation, use the RESET DATABASE TO INCARNATION command.

RMAN-20209: duplicate datafile name

Cause: Two data files have the same name

Action: This is an internal error.

RMAN-20211: FROM TIME is before RESETLOGS time

Cause: FROM TIME cannot be less than the database creation time or RESETLOGS time.

Action: Check the FROM TIME. If the database needs to be restored to an old incarnation, use the RESET DATABASE TO INCARNATION command.

RMAN-20212: UNTIL CHANGE is an orphan incarnation

Cause: Specified UNTIL CHANGE was an orphan incarnation.

Action: Check the UNTIL CHANGE or UNTIL RESTORE POINT. If the database needs to be restored or flashed back to an orphan incarnation, use the RESET DATABASE TO INCARNATION command.

RMAN-20213: UNTIL TIME could not be translated to a valid SCN

Cause: Specified UNTIL TIME could not be translated to a valid SCN.

Action: Use a more recent UNTIL TIME.

RMAN-20215: backup set not found

Cause: The specified backup set key was not found in the recovery catalog or target database control file.

Action: Specify a different backup set key.

RMAN-20217: datafile not part of the database

Cause: the data file does not exist or did not exist at until time/scn

Action: check the data file name or number. This is an internal error. for restore database or tablespace.

RMAN-20218: datafile not found in repository

Cause: This is an internal error.

Action: Contact Oracle Support Services.

RMAN-20220: control file copy not found in the repository

Cause: The specified control file was not in the recovery catalog or target database control file or it was marked deleted.

Action: check the file name

RMAN-20221: ambiguous control file copy name

Cause: more than one control file copy in the recovery catalog match the specified name.

Action: n/a

RMAN-20222: datafile name not found in recovery catalog or is ambiguous

Cause: The specified data file name is not the name of a data file that is currently part of the target database, or an UNTIL clause has been specified and the file name was for a different data file at the time specified by the UNTIL clause than it is now.

Action: Use a data file number to specify the data file you want to RESTORE or RECOVER.

RMAN-20223: DB_UNIQUE_NAME mismatch in snapshot control file

Cause: The DB_UNIQUE_NAME value in the snapshot control file was incorrect. This error can occur in Oracle RAC when the snapshot control file location is not shared across nodes and virtual IPs are setup in the remote database from where resynchronization is done using RESYNC CATALOG FROM DB_UNIQUE_NAME command.

Action: To avoid this error, one of the following actions can be taken: 1) Share the control file snapshot location. The snapshot location can be displayed by executing SHOW SNAPSHOT CONTROLFILE NAME at the RMAN prompt. 2) Do not use Virtual IPs in the service name used to define the connect identifiers. The connect identifiers can be displayed using SHOW DB_UNIQUE_NAME command at the RMAN prompt.

RMAN-20230: datafile copy not found in the repository

Cause: The specified data file was not in the recovery catalog or target database control file or it was marked deleted.

Action: check the data file copy name or key

RMAN-20231: ambiguous datafile copy name

Cause: more than one control file copy in the recovery catalog match the specified name.

Action: use the data file copy key to uniquely specify the data file copy

RMAN-20240: archived log not found in the repository

Cause: The specified archived log was not found in the recovery catalog or target database control file or it was marked deleted.

Action: check the archived log name or key

RMAN-20241: ambiguous archived log name

Cause: more than one archived log in the recovery catalog match the specified name

Action: use the archived log key to uniquely specify the archived log

RMAN-20242: specification does not match any archived log in the repository

Cause: No archived logs found that match specification in the recovery catalog or target database control file.

Action: check the archived log specifier

RMAN-20243: database db_unique_name is not known to the recovery catalog

Cause: the user specified DB_UNIQUE_NAME not known to the recovery catalog.

Action: change the database DB_UNIQUE_NAME to a known database value. To display list of known db_unique_names execute LIST DB_UNIQUE_NAME OF DATABASE

RMAN-20244: can not change currently connected database db_unique_name

Cause: the user specified currently connected DB_UNIQUE_NAME value to unregister.

Action: use the DB_UNIQUE_NAME other than connected target database's DB_UNIQUE_NAME value.

RMAN-20245: can not specify db_unique_name option in nocatalog mode

Cause: the user specified DB_UNIQUE_NAME in nocatalog mode.

Action: remove the DB_UNIQUE_NAME option from the command.

RMAN-20246: new db_unique_name is already known to the recovery catalog

Cause: the user specified known DB_UNIQUE_NAME value when renaming a DB_UNIQUE_NAME in the recovery catalog.

Action: change the database DB_UNIQUE_NAME to an known DB_UNIQUE_NAME value; or unregister the new DB_UNIQUE_NAME before renaming an old DB_UNIQUE_NAME value for a database. To display the list of all DB_UNIQUE_NAME for the databases LIST DB_UNIQUE_NAME OF DATABASE command can be executed.

RMAN-20247: specification does not match any foreign archived log in the repository

Cause: No foreign archived logs found that match specification in the recovery catalog or target database control file.

Action: check the foreign archived log specifier

RMAN-20250: offline range not found in the repository

Cause: The specified offline was not found in the recovery catalog or target database control file.

Action: check that recovery catalog is current

RMAN-20260: backup piece not found in the repository

Cause: The specified backup piece was not in the recovery catalog or target database control file or it was marked deleted.

Action: check the backup piece handle or key

RMAN-20261: ambiguous backup piece handle

Cause: more than one backup piece in the recovery catalog match the specified handle

Action: use the backup piece key to uniquely specify the backup piece

RMAN-20272: no parent backup found for the incremental backup

Cause: no available backup or copy that could be used as the parent of the incremental backup was found in the recovery catalog.

Action: take a level 0 backup or copy of the data file first

RMAN-20280: too many device types

Cause: more than 8 device types were allocated

Action: make sure that the job allocates at most 8 different device types

RMAN-20298: DBMS_RCVCAT package not compatible with the recovery catalog

Cause: The version of the recovery catalog tables does not work with this version of the DBMS_RCVCAT package.

Action: Check that the recovery catalog packages and schema are installed correctly. The UPGRADE CATALOG command can be used to upgrade the recovery catalog tables and packages to the most current version.

RMAN-20299: DBMS_RCVMAN package not compatible with the recovery catalog

Cause: The version of the recovery catalog tables does not work with this version of the DBMS_RCVMAN package.

Action: Check that the recovery catalog packages and schema are installed correctly. The UPGRADE CATALOG command can be used to upgrade the recovery catalog tables and packages to the most current version.

RMAN-20310: proxy copy not found in the repository

Cause: The specified proxy copy was not in the recovery catalog or target database control file or it was marked deleted.

Action: check the proxy copy handle or key

RMAN-20311: ambiguous proxy copy handle

Cause: more than one proxy copy in the recovery catalog matches the specified handle

Action: use the proxy copy key to uniquely specify the proxy copy

RMAN-20401: script already exists

Cause: a CREATE SCRIPT was issued, but a script with the specified name already exists.

Action: use a different name or use REPLACE SCRIPT.

RMAN-20501: redo logs from parent database incarnation cannot be applied

Cause: A RESTORE or RECOVER of a data file was requested, but recovery of the data file would require applying redo logs that were generated before the most recent OPEN RESETLOGS.

Action: If a full backup or data file copy from the current database incarnation exists, ensure that it is marked AVAILABLE, and that a channel of the correct device type is allocated. It may also be necessary to remove the FROM BACKUPSET or FROM DATAFILECOPY or FROM TAG operands if these have been specified.

RMAN-20502: DELETE EXPIRED cannot delete objects that exist - run CROSSCHECK

Cause: A DELETE EXPIRED command was run, but the object was actually found to exist. This means the recovery catalog or target database control file is out of sync with reality.

Action: Run CROSSCHECK.

RMAN-20503: DELETE cannot delete expired objects - run CROSSCHECK or DELETE EXPIRED

Cause: A DELETE command was run without EXPIRED option, but the object doesn't exist. This means the recovery catalog or target database control file is out of sync with reality.

Action: Run CROSSCHECK.

RMAN-20504: corruption list not found in recovery catalog

Cause: corruption list is empty

Action: make sure that one or more blocks are marked corrupted in v \$copy_corruption and v\$backup_corruption and recovery catalog is up-to-date.

RMAN-20505: create datafile during recovery

Cause: applying of archived log caused a create data file redo-entry to terminate recovery.

Action: none. This message is never displayed. RMAN automatically detects this case and creates the data file.

RMAN-20506: no backup of archived log found

Cause: during the recover process, no backup was found from which the archived logs could be restored.

Action: this message should be followed by a list of missing archived logs. Please make the necessary archived log backups available and try again.

RMAN-20507: some targets are remote - aborting restore

Cause: during the restore process, one or more backup files were unavailable locally for the restore operation.

Action: This message should be accompanied with the list of remote backup files. Recall these backups from remote location and retry the RESTORE command.

RMAN-20508: temporary resource already in use

Cause: Temporary resource that was allocated for IMPORT CATALOG command was already in use.

Action: Retry IMPORT CATALOG command.

RMAN-20509: temporary resource not found

Cause: Temporary resource that was allocated for IMPORT CATALOG command was not found.

Action: Retry IMPORT CATALOG command.

RMAN-20510: database not found in source recovery catalog database

Cause: Database that was specified in IMPORT CATALOG command was not found in the source recovery catalog database.

Action: Make sure that the database is registered in the source recovery catalog database.

RMAN-20511: database name is ambiguous in source recovery catalog database

Cause: Two or more databases in the source recovery catalog database match this name.

Action: Use DBID option in IMPORT CATALOG command to specify the source database.

RMAN-20512: source database already registered in recovery catalog

Cause: Source database was already registered in the recovery catalog.

Action: If the source database is really registered, there is no need to register it again. Note that the recovery catalog enforces that all databases have a unique DBID. If the new database was created by copying files from an existing database, it will have the same DBID as the original database and cannot be registered in the same recovery catalog.

RMAN-20513: UNTIL TIME or SCN is before Pluggable Database CREATION SCN

Cause: The UNTIL TIME or SCN specified was less than the Pluggable Database CREATION SCN. UNTIL TIME or SCN cannot be less than the Pluggable Database CREATION SCN.

Action: Check the UNTIL TIME or SCN and retry the command.

RMAN-20514: feature requires Oracle Recovery Appliance recovery catalog

Cause: The specified command required the Oracle Recovery Appliance recovery catalog.

Action: Connect to the Oracle Recovery Appliance recovery catalog and retry the command.

RMAN-20516: cannot upgrade the catalog when other RMAN sessions are connected to catalog


Cause: An attempt was made to execute the upgrade catalog command when there were other RMAN sessions already connected to the catalog.

Action: Close all other RMAN sessions that are connected to this catalog and retry the upgrade.

RMAN-20517: UPGRADE CATALOG is in progress. Waiting for it to complete

Cause: An attempt was made to connect to the recovery catalog while the catalog was being upgraded from a separate RMAN session.

Action: No action required. The connection to the recovery catalog will be made once the upgrade operation on the catalog is completed.



SCLC-01000 to SCLC-01037

SCLC-01000: Failed to retrieve address of {0}, {1}

Cause: Failed to retrieve current address of the resource.

Action: Make sure that resource is running and that user has read permission on resource profile and try again.

SCLC-01003: Failed to retrieve tier names registered with {0}, {1}

Cause: Failed to retrieve tier names.

Action: Make sure that resource is running and try again.

SCLC-01004: Failed to retrieve members of tier {0} registered with {1}, {2}

Cause: Failed to retrieve tier members.

Action: Make sure that resource is running and try again.

SCLC-01005: Failed to get member tiers, {0}

Cause: Failed to get member tiers.

Action: Make sure that tier specific representatives are running and try again.

SCLC-01006: Failed to get cluster tier instance, {0}

Cause: Failed to get cluster tier instance.

Action: Make sure that cluster tier is configured and try again.

SCLC-01007: Failed to get discovery information for tier {0}, {1}

Cause: Failed to get tier discovery information

Action: Retry after resolving cause stated in message

SCLC-01008: Failed to get filters at location {0} for tier {1}

Cause: Failed to get filters registered at the given location of the tier.

Action: Retry after resolving cause stated in message

SCLC-01009: Failed to set filters {0} at location {1} of the tier {2}, {3}

Cause: Failed to set filters at the given location of the tier.

Action: Retry after resolving cause stated in message

SCLC-01010: Failed to create Discovery Server, {0}

Cause: Failed to initialize Discovery Server

Action: Retry after resolving cause stated in message.

SCLC-01011: Failed to get Discovery Server reference, {0}

Cause: Failed to get Discovery Server reference

Action: Discovery server is not configured properly, contact Oracle support.

SCLC-01013: Failed to get Super Cluster Representative reference, {0}

Cause: Failed to get Super Cluster Representative reference

Action: Super Cluster Representative is not running, start it and retry.

SCLC-01014: Address {0} is not a multicast address

Cause: Given IP Address is not a multicast address and therefore cannot be used for multicast discovery.

Action: Supply a multicast IP address and try again.

SCLC-01015: Failed to retrieve configured multicast address for tier {0}

Cause: Failed to retrieve multicast address.

Action: Retry after resolving cause stated in message

SCLC-01016: Failed to retrieve discovery method for tier {0}

Cause: Failed to retrieve discovery method for the given tier.

Action: Retry after resolving cause stated in message

SCLC-01017: Multicast discovery method is not configured for tier {0}, {1}

Cause: Multicast discovery method is not configured.

Action: This operation is applicable only for Multicast discovery method. Try it after configuring multicast discovery method for this tier.

SCLC-01018: Discovery Server discovery method is not configured for tier {0}, {1}

Cause: Discovery Server discovery method is not configured.

Action: This operation is applicable only for Discovery Server discovery method.

SCLC-01019: Failed to retrieve member list for tier {0}, {1}

Cause: Failed to current retrieve member list for the tier.

Action: Retry after resolving cause stated in message

SCLC-01021: Failed to retrieve name of tier {0}

Cause: Failed to retrieve name of the tier.

Action: Retry after resolving cause stated in message.

SCLC-01022: Failed to update name of the tier {0}, {1}

Cause: Failed to update name of the tier.

Action: Retry after resolving cause stated in message.

SCLC-01025: Failed to retrieve count of representatives for tier {0}

Cause: Failed to retrieve number of representatives configured for the given tier.

Action: Retry after resolving cause stated in message.

SCLC-01026: Failed to update count of representatives for tier {0}, {1}

Cause: Failed to update number of representatives for the given tier.

Action: Retry after resolving cause stated in message.

SCLC-01027: Failed to start {0}, {1}

Cause: Failed to start given server.

Action: Retry after resolving cause stated in message.

SCLC-01028: Failed to stop {0}, {1}

Cause: Failed to stop given server.

Action: Retry after resolving cause stated in message.

SCLC-01029: Failed to check status of {0}, {1}

Cause: Failed to check status of given server.

Action: Retry after resolving cause stated in message.

SCLC-01030: {0} server is not running

Cause: Server is not running.

Action: Retry after starting the server.

SCLC-01031: Illegal argument : {0}

Cause: Given argument is illegal.

Action: See command usage.

SCLC-01032: Usage: {0} {1} {2}

Cause: Prints given action script usage.

Action: None

SCLC-01033: Failed to create super cluster client for tier {0}, {1}

Cause: Failed to create super cluster client for tier.

Action: Retry after resolving cause stated in message.

SCLC-01034: No argument was supplied to {0}

Cause: The tool was invoked without any arguments, see its usage.

Action: Invoke the tool with arguments as documented in its usage.

SCLC-01035: Failed to configure logger for {0}

Cause: An error was encountered while configuring logger for given program. The message is followed by an exception message that contains more information. Most likely source of error is lack of privileges to create/update files in <crs_home>/log/*hostname*/srvm directory.

Action: Fix the error reported in the exception message by granting privileges to the current user to create/update files in <crs_home>/log/*hostname*/srvm directory.

SCLC-01036: Failed to start the status listener for the EONS server {0}, {1}


Cause: The specified EONS server failed to either obtain an available port or create the status listener thread.

Action: Check if there are available ports on this system.

SCLC-01037: Failed to create the port file for the EONS server {0} on node {1}

Cause: An error occurred while creating a file in the <crs_home>/eons/init directory.

Action: Ensure that file system permissions are correct and that disk space is available.



SCLS-01000 to SCLS-01005

SCLS-01000: Failed to create super cluster representative server for tier {0}, {1}

Cause: Failed to create super cluster representative server for the given tier.

Action: Retry after resolving cause stated in message.

SCLS-01001: Failed to get ONS runtime of {0}

Cause: Failed to get ONS runtime of the given server.

Action: Retry after resolving cause stated in message.

SCLS-01002: Failed to get current member list of tier {0}

Cause: Failed to get current member list of the given tier.

Action: Retry after resolving cause stated in message.

SCLS-01003: eONS runtime was not running for tier {0}

Cause: eONS runtime was stopped abnormally.

Action: In cluster environment, try `srvctl stop nodeapps -n node` and `srvctl start nodeapps -n node`. In Oracle Restart environment, try `srvctl stop eons` and `srvctl start eons`.

SCLS-01004: Failed to set listening port to {0} for {1}

Cause: Failed to update listening port of the eONS runtime for this tier.

Action: Make sure that user has permission to update resource attribute. In cluster environment make sure that the clusterware stack is up.

SCLS-01005: Invalid listening port {0} specified for eONS

Cause: The specified eONS listening port number is invalid.

Action: Valid port numbers on Unix are from 1025 to 65535. Provide a valid port number for eONS to listen on.



SQL-01075 to SQL-02159

SQL-01075: you are currently logged on

Cause: There is already a connection on this host.

Action: Do not attempt the second connection.

SQL-02100: Out of memory (i.e., could not allocate)

Cause: SQLLIB was unable to allocate enough memory to execute the program.

Action: Allocate more memory to the user session, then rerun the program. If the error persists, call customer support for assistance.

SQL-02101: Inconsistent cursor cache. Unit cursor/global cursor mismatch

Cause: This internal error typically indicates a memory-related error.

Action: Check the program for memory-related errors, such as invalid pointers or array-bounds violations.

SQL-02102: Inconsistent cursor cache. No global cursor entry.

Cause: This internal error typically indicates a memory-related error.

Action: Check the program for memory-related errors, such as invalid pointers or array-bounds violations.

SQL-02103: Inconsistent cursor cache. Out of range cursor cache reference

Cause: This internal error typically indicates a memory-related error.

Action: Check the program for memory-related errors, such as invalid pointers or array-bounds violations.

SQL-02104: Inconsistent host cache. No cursor cache available

Cause: This internal error typically indicates a memory-related error.

Action: Check the program for memory-related errors, such as invalid pointers or array-bounds violations.

SQL-02105: Inconsistent cursor cache. Global cursor not found

Cause: This internal error typically indicates a memory-related error.

Action: Check the program for memory-related errors, such as invalid pointers or array-bounds violations.

SQL-02106: Inconsistent cursor cache. Invalid Oracle cursor number

Cause: This internal error typically indicates a memory-related error.

Action: Check the program for memory-related errors, such as invalid pointers or array-bounds violations.

SQL-02107: Program too old for runtime library; please re-compile it

Cause: The program was precompiled by an older version of the Oracle Precompilers, which is incompatible with this release of SQLLIB.

Action: Precompile the program with a newer version of the Oracle Precompilers.

SQL-02108: Invalid descriptor passed to run-time library

Cause: This internal error typically indicates a memory-related error.

Action: Check the program for memory-related errors, such as invalid pointers or array-bounds violations.

SQL-02109: Inconsistent host cache. Host reference is out of range

Cause: This internal error typically indicates a memory-related error.

Action: Check the program for memory-related errors, such as invalid pointers or array-bounds violations.

SQL-02110: Inconsistent host cache. Invalid host cache entry type

Cause: This internal error typically indicates a memory-related error.

Action: Check the program for memory-related errors, such as invalid pointers or array-bounds violations.

SQL-02111: Heap consistency error

Cause: This internal error typically indicates a memory-related error.

Action: Check the program for memory-related errors, such as invalid pointers or array-bounds violations.

SQL-02112: SELECT..INTO returns too many rows

Cause: A SELECT...INTO statement returned more rows than can be stored in the host variable provided.

Action: There are 3 possible solutions: 1. Use the precompiler option `select_error=no`. 2. Declare a host variable with a larger array dimension. 3. Declare a cursor or cursor variable for the select statement.

SQL-02113: Unable to open message file

Cause: SQLLIB was unable to find or open the sqllib message file `sql*.msb`

Action: Check that the file exists in the `mesg` directory and that it is readable

SQL-02114: Invalid SQL Cursor usage: trying to CLOSE a CLOSED cursor

Cause: An attempt was made to CLOSE a cursor that was already CLOSED with `MODE={ANSI|ANSI14}`. A CLOSED cursor can be re-CLOSEd only when `MODE={ORACLE|ANSI13}`.

Action: When `MODE={ANSI|ANSI14}`, verify that a cursor is not already CLOSED before trying to CLOSE it. Specify `MODE={ORACLE|ANSI13}` if a CLOSED cursor is to be re-CLOSEd.

SQL-02115: Code interpretation problem -- check COMMON_NAME usage

Cause: With PRO*FORTRAN, this error occurs if the precompiler option `COMMON_NAME` is specified incorrectly. With other Oracle Precompilers, this error occurs when the precompiler cannot generate a section of code.

Action: With Pro*FORTRAN, when using `COMMON_NAME` to precompile two or more source modules, make sure to specify a different common name for each module. With other Oracle Precompilers, if the error persists, call customer support for assistance.

SQL-02116: FATAL ERROR: Reentrant code generator gave invalid context

Cause: This internal error typically indicates a memory-related error.

Action: Check the program for memory-related errors, such as invalid pointers or array-bounds violations.

SQL-02117: Invalid SQL Cursor usage: trying to OPEN an OPENed cursor

Cause: An attempt was made to OPEN a cursor that was already OPENed with MODE={ANSI | ANSI14 | ANSI13}. An open cursor can be re-OPENed only when MODE=ORACLE.

Action: When MODE={ANSI | ANSI14 | ANSI13}, verify that a cursor is not already OPENed before trying to OPEN it. Specify MODE=ORACLE if an OPENed cursor is to be re-OPENed.

SQL-02118: Invalid row for a WHERE CURRENT OF operation

Cause: An attempt was made to reference a nonexistent row using the CURRENT OF clause in an UPDATE or DELETE statement. This happens when no FETCH has been executed or when FETCH returns a "no data found" error that the program fails to trap.

Action: Check that the last cursor operation succeeded and that the current row of the cursor is valid. The outcome of a cursor operation can be checked in two ways: implicit checking with the WHENEVER statement or explicit checking of SQLCODE in the SQLCA.

SQL-02119: Invalid HSTDEF argument

Cause: A non-null ptr was given for a hstdef as the second argument to a call to sqlrcn when the first argument was also used. Either the first or the second argument to SQLRCN must be null.

Action: Pass a null pointer in either the first or second argument to SQLRCN. *Note: This error *msg* is never actually used. The error *number* is used, given as the return value of sqlrcn if this error occurs.

SQL-02120: First and second arguments to SQLRCN both null

Cause: Both the first and second arguments to sqlrcn were null. An HSTDEF must be passed into SQLRCN in either the form of an OCI lda (first argument) or as an HSTDEF pointer itself (second argument).

Action: Pass in either an OCI LDA or an HSTDEF, but not both. *Note: This error *msg* is never actually used. The error *number* is used, given as the return value of sqlrcn if this error occurs.

SQL-02121: Invalid host name

Cause: The host name passed into a SQLFCN call was not used in a previous call to SQLRCN.

Action: Use the same identifier used in the corresponding SQLRCN call. *Note: This error *msg* is never actually used. The error *number* is used, given as the return value of sqlfcn if this error occurs.

SQL-02122: Invalid OPEN or PREPARE for this database connection

Cause: An attempt was made to execute an OPEN or a PREPARE statement using a cursor that is currently open for another database connection and, therefore, cannot be used for this connection.

Action: Close the cursor to make it available for this connection or use a different cursor for this connection.

SQL-02123: Context referenced in EXEC TOOLS GET CONTEXT statement not found

Cause: The context name given in the EXEC TOOLS GET CONTEXT statement was never stored with an EXEC TOOLS SET CONTEXT statement.

Action: Use the EXEC TOOLS SET CONTEXT statement to save any contexts to be retrieved later.

SQL-02124: NULL value returned by EXEC TOOLS statement

Cause: A NULL value was returned by EXEC TOOLS for a host variable that lacks an indicator variable. This error is returned only when MODE=ANSI. When MODE=ORACLE, although the value of the host variable is indeterminate, no error is generated.

Action: Associate an indicator variable with each host variable to which nulls might be returned.

SQL-02125: Connect error, can't get error text

Cause: No connection (not even to the default host) was available, so SQLLIB could not get the message text for the Oracle error that occurred. However, SQLLIB returns the Oracle error number, which can be used to look up the message.

Action: Look up the appropriate message in the Oracle7 Server Messages manual, and follow the Cause and Action information provided.

SQL-02126: Count of array elements cannot be negative (i.e. < 0)

Cause: The precompiler found a negative number of array elements in the the N or F element of the SQLDA (SQL Descriptor Area, which is used with dynamic SQL Method 4). Before executing the DESCRIBE statement, N must be set to the dimension of the descriptor arrays. After executing the DESCRIBE statement, N must be reset to the actual number of variables DESCRIBED, which is stored in the F variable.

Action: Check that the N or F variables are set to non-negative values.

SQL-02127: Precompiler/SQLLIB version mismatch

Cause: The program was linked to an older version of SQLLIB, which is incompatible with this release of the Oracle Precompilers.

Action: Relink the program with a newer version of SQLLIB

SQL-02128: Sessions still exist, not logged off

Cause: A host was not removed ("logged off") from SQLLIB because XA still has sessions associated with that host.

Action: Before calling SQLXDH to drop a host, XA must either drop all sessions for that host or set the "doit_anyway" flag. *Note: This error *msg* is never actually used. The error *number* is used, given as a possible return value to the sqllib xa function sqlxdh.

SQL-02129: Fetched number of bytes is odd.

Cause: The program tried to FETCH an invalid column value into a multi-byte NLS host variable. Specifically, the column did not contain valid double-byte data.

Action: Make sure the column contains only double-byte data. To verify this, use SQL*Plus or Server Manager.

SQL-02130: EXEC TOOLS interface is not available.

Cause: An attempt was made to link with a version of an Oracle tool that does not support the EXEC TOOLS interface. EXEC TOOLS interface.

Action: Either upgrade the Oracle tool, or use the EXEC IAF interface.

SQL-02131: Runtime context in use

Cause: Your application attempted to execute a SQL statement using a runtime context that is already in use.

Action: Rewrite the application to either wait for one thread to complete before executing another SQL statement with the same runtime context, or to allocate and use a separate runtime context for each thread.

SQL-02132: Unable to allocate runtime context sdfla asdjklfajs jfja aj sdf

Cause: An attempt to allocate a runtime context failed.

Action: This error typically occurs when the process memory is low. Allocate more memory and run the application again.

SQL-02133: Unable to initialize process for use with threads

Cause: This is an internal error.

Action: Call customer support.

SQL-02134: Invalid runtime context

Cause: The runtime context associated with this statement has not been properly allocated.

Action: Rewrite the application to execute the EXEC SQL CONTEXT ALLOCATE statement before executing any SQL statements.

SQL-02135: Unable to initialize date format using supplied mask

Cause: The runtime library was unable to issue a set date format statement with the date format mask supplied.

Action: Check the validity of the date format and correct if necessary. Check the ORA error number for further information.

SQL-02136: Invalid NCHAR character set id

Cause: An attempt was made to bind or define an NCHAR host variable, and the NLS_NCHAR variable was not set correctly.

Action: Set the NLS_NCHAR environment variable to a valid fixed width character set id and run the application again.

SQL-02137: Multi-threaded agent with no RETURNING clause present

Cause: The EXEC SQL REGISTER CONNECT statement does not contain a RETURNING clause and the agent is running in threaded mode.

Action: Re-code the statement to use a RETURNING clause that references a declared sql_context host variable.

SQL-02138: No external procedure context exists

Cause: The external procedure context passed in the EXEC SQL REGISTER CONNECT statement is not valid.

Action: Ensure that you have done the following: 1. Created the PL/SQL procedure/function with a CONTEXT parameter. 2. Included OCIExtProcContext in the formal parameter list of the external procedure 3. Correctly passed the OCIExtProcContext to the EXEC SQL REGISTER CONNECT statement.

SQL-02139: Unable to get the OCI handles

Cause: The call to OCIExtProcGetEnv failed.

Action: Ensure that the OCIExtProcContext that the external procedure has been created with a CONTEXT parameter and that this context is correctly referenced in the EXEC SQL REGISTER CONNECT statement.

SQL-02140: An unnamed connection already exists

Cause: An attempt to register an external procedure context was made when an unnamed connection already exists for the runtime context.

Action: Do not attempt to establish any connections with the EXEC SQL CONNECT statement from external procedures.

SQL-02141: Collection descriptor has not been allocated

Cause: An unallocated collection descriptor was referenced in a COLLECTION SET or COLLECTION GET statement.

Action: Allocate the collection descriptor with the EXEC SQL ALLOCATE statement. e.g. EXEC SQL ALLOCATE :coldesc_p;

SQL-02142: Collection is NULL

Cause: The collection referenced in an EXEC SQL COLLECTION statement is null.

Action: Check the status of the associated indicator variable prior to executing an EXEC SQL COLLECTION statement.

SQL-02143: Target object has not been properly allocated

Cause: An attempt was made to retrieve elements from a collection into an unallocated object pointer.

Action: Allocate the object pointer with the EXEC SQL ALLOCATE statement.

SQL-02144: Invalid ANSI dynamic usage

Cause: An ANSI allocate, deallocate, get or set descriptor statement was encountered when dynamic option was not set.

Action: Precompile your source with option dynamic=ansi.

SQL-02145: Invalid dynamic descriptor

Cause: An attempt to access an unallocated or invalid descriptor was encountered.

Action: For ANSI descriptors, check that descriptor name is valid and descriptor has been allocated and not previously deallocated. Or if using Oracle descriptors (sqllda) with mode=ansi also use dynamic=oracle.

SQL-02146: Attempt to allocate an existing descriptor

Cause: An attempt allocated a descriptor which has previously been allocated was encountered.

Action: Use and unique descriptor name or deallocate the descriptor before attempting to reallocate it.

SQL-02147: ANSI Dynamic occurrence value out of range

Cause: The value clause in a dynamic GET or SET statement is less than one or greater than MAX given for descriptor allocation.

Action: Supply a number for the VALUE clause between 1 and the MAX occurrences supplied when the descriptor was allocated.

SQL-02148: ANSI Dynamic count value out of range

Cause: The count in a dynamic GET or SET statement is less than one or greater than MAX given for descriptor allocation.

Action: Supply a number for the COUNT clause between 1 and the MAX occurrences supplied when the descriptor was allocated.

SQL-02149: ANSI Dynamic insufficient item descriptor areas

Cause: The SQL statement being described contains more output items (or columns) than were allocated in the descriptor.

Action: Increase the MAX number of occurrences when allocating the descriptor.

SQL-02150: Encountered zero length in ANSI dynamic SET statement

Cause: An invalid length of zero was encountered in an ANSI dynamic statement.

Action: Set the length to a non-zero value

SQL-02151: Invalid host variable for exact numeric SET statement item

Cause: An host variable with an invalid type or length was used to get or set an exact numeric item in an ANSI dynamic statement.

Action: Make sure your host variable is and int or short for C or for COBOL, S9(4) or S9(9) binary/comp/display sign leading separate.

SQL-02152: Invalid numeric variable for use in an array GET/SET statement

Cause: An host variable with type other than int or short for C or S9(4) or S9(9) binary or comp was used for an exact numeric with and array size > 1.

Action: Use only int or short for C or S9(4) or S(9) binary or comp for COBOL when supplying an exact numeric in conjunction with the for clause to indicate arrays. Specifically, display sign leading separate is not allowed in this context.

SQL-02153: Invalid character variable for use in a GET/SET statement

Cause: An host variable with type other than character, string or varchar was found as an item name (other than DATA item) in an ANSI Dynamic GET or SET descriptor statement.

Action: Host variable types for character items (other than the DATA item) in ANSI dynamic GET or SET descriptor statements must not be of type LONG or LONG VARCHAR. Redeclare the variable to be character, string or varchar type

SQL-02154: Invalid or unset data type for host variable in ANSI Dynamic

Cause: An ANSI Dynamic SET statement with item name DATA was encountered with out a valid TYPE having been previously set and option mode=ansi was used

Action: With mode=ansi, you must set the TYPE before setting the DATA. Issue a SET statement with correct item TYPE or, for output issue a DESCRBE to set the item type. Or use mode=oracle which allows the type to default to the type of the bind/define host variable

SQL-02155: Date Time Interval only valid with Dynamic=ANSI

Cause: An attempt to access the datetime interval code or precision was encountered when type_code option not set to ANSI

Action: Use precompiler option type_code=ansi to access the date time interval code or date time interval precision

SQL-02156: Invalid type for Indicator or Returned Length

Cause: A host variable associated with the item Indicator or Returned Length must be of type short or s9(4) comp. If value semantics and scalar they may also be gotten into display sign leading separate host variables

Action: Use signed short for indicator, ref indicator and returned length, ref returned length host variables in C. For COBOL use s9(4) comp. for GETs only with non-arrays and you may use display sign leading separate host variables

SQL-02157: Source or destination lob is invalid

Cause: One of the lobs used in the lob append call is invalid or possibly null.

Action: Make sure the lobs used in the append call are non-null.

SQL-02158: Unable to establish savepoint

Cause: An internal error occurred while establishing an internal savepoint.

Action: Check trace files for errors and rerun your application.

SQL-02159: exceeded the maximum allowed number of descriptors

Cause: The application exceeded the maximum number of descriptors.

Action: Close the unused descriptors in the application.

TNS-00000 to TNS-12699

TNS-00000: Not An Error

Cause: Everything is working as it should.

Action: Don't worry: Be happy.

TNS-00001: INTCTL: error while getting command line from the terminal

Cause: Improper standard input connection from the terminal.

Action: Normally not visible to the user. Start the INTCTL program again. If error persists, contact Oracle Customer Support.

TNS-00002: INTCTL: error while starting the Interchange

Cause: The Interchange could not be started.

Action: Check the Interchange configuration files (INTCHG.ORA, TNSNET.ORA and TNSNAV.ORA) for errors and confirm that no other programs are using the ADDRESS(es) specified. If error continues, turn on tracing in the Interchange components and examine the trace files to determine the cause of the problem. Be sure to turn tracing off when the problem has been rectified.

TNS-00003: INTCTL: error while sending request to the Interchange

Cause: Improper command sent to the Interchange or the Interchange is not responding. Not normally visible to the user.

Action: Verify that the command sent to the Interchange is valid. Also check that the Interchange is running by using the INTCTL STATUS command. If necessary, start the Interchange using the INTCTL START command.

TNS-00004: INTCTL: error while starting the Navigator

Cause: The Navigator could not be started.

Action: Check to make sure that executables for the Navigator (navgatr) are present in the ORACLE executable directory on your platform. Check the configuration files TNSNET.ORA and TNSNAV.ORA for errors. If error continues, turn on tracing in the Interchange components and examine the trace files to determine the cause of the problem. Be sure to turn tracing off when the problem has been rectified.

TNS-00005: INTCTL: error while sending request to the Navigator

Cause: The Navigator is not responding. Either the Navigator is not running or another process is responding.

Action: Check that the Navigator is running by using the STATUS command of the Interchange Control Utility. Verify that the correct addresses are listed in the TNSNAMES.ORA, TNSNET.ORA, and TNSNAV.ORA configuration files.

TNS-00006: INTCTL: HOST variable is not defined

Cause: The HOST variable was not set.

Action: Set the variable HOST properly and restart the INTCTL program.

TNS-00007: INTCTL: unknown host

Cause: The pointer HOST is set to an unknown hostname.

Action: Set the pointer HOST properly and restart INTCTL program.

TNS-00008: INTCTL: could not contact destination Navigator

Cause: Connection could not be properly established to a Navigator. This may be because the Navigator specified is not running or the Navigator addresses are incorrect.

Action: Check that the Navigator is running by using the STATUS command of the Interchange Control Utility; if necessary, start the Navigator using the START command of the Interchange Control Utility. If it is running and the error persists, contact Oracle Customer Support.

TNS-00009: INTCTL: could not contact destination Connection Manager

Cause: Connection could not be properly established to a Connection Manager. This may be because the Connection Manager (Interchange) specified is not running or the Connection Manager addresses are incorrect.

Action: Make sure the Connection Manager is running by using the STATUS command of the Interchange Control Utility; if necessary, start the Connection Manager using the START command of the Interchange Control Utility. If it is running and the error persists, contact Oracle Customer Support.

TNS-00010: Error while flushing NS context

Cause: Internal NS error; connection may be lost.

Action: Make sure the connection is properly established. If the error persists, then contact Oracle Customer Support.

TNS-00011: INTCTL: error while starting the Connection Manager

Cause: The Connection Manager could not be started.

Action: Assure that the executable can be found in the standard Oracle executable area. Check the configuration file INTCHG.ORA for errors and confirm that no other process is using the ADDRESS(es) for this Connection Manager as specified in TNSNET.ORA. Tracing can also be turned on in the Connection Manager and detailed information about the reason for the error determined. Consult the MultiProtocol Interchange Administrator's Guide and Chapter 2 of this manual for how to turn on tracing.

TNS-00012: INTCTL: error while processing Connection Manager request

Cause: An improper command was sent to the Connection Manager or it is not responding. Not normally visible to the user.

Action: Verify that the correct addresses are listed in the TNSNAMES.ORA, TNSNET.ORA, and TNSNAV.ORA configuration files. Also check that the Connection Manager is running by using the STATUS command of the Interchange Control Utility. If the error persists, contact Oracle Customer Support.

TNS-00013: INTCTL: error while performing NS disconnect command

Cause: Internal NS error. Error in closing down connections.

Action: Make sure the networking protocol being used is properly installed on the machine. If the error persists contact Oracle Customer Support.

TNS-00014: INTCTL: error while opening terminal input channel

Cause: Could not open standard terminal input. Internal error.

Action: Normally not visible to the user. Restart the INTCTL program. If error persists, contact Oracle Customer Support.

TNS-00015: INTCTL: error while closing terminal input channel

Cause: Could not close terminal input channel. Internal error.

Action: Normally not visible to the user. Restart the INTCTL program. If error persists, contact Oracle Customer Support.

TNS-00016: INTCTL: error while performing NS send command

Cause: Internal NS error. Connection may be lost.

Action: If the error persists contact Oracle Customer Support.

TNS-00017: INTCTL: error while performing NS receive command

Cause: Internal NS error. Connection may be lost.

Action: If the error persists contact Oracle Customer Support.

TNS-00018: INTCTL: TNS_ADMIN not defined

Cause: The TNS_ADMIN pointer is improperly set.

Action: No action necessary; TNS_ADMIN need only be set if you want to use a different network environment.

TNS-00019: INTCTL: error initializing the national language interface

Cause: The message file could not be found.

Action: Make sure that the ORACLE environment is set and that the message file is in the correct place.

TNS-00020: INTCTL: missing NAVIGATOR_DATA in TNSNAV.ORA

Cause: TNSNAV.ORA does not contain the NAVIGATOR_DATA component.

Action: Define the ADDRESS(es) for the Navigator, then restart the INTCTL program.

TNS-00021: INTCTL: missing INTERCHANGE_DATA in INTCHG.ORA

Cause: INTCHG.ORA does not contain an INTERCHANGE_DATA component.

Action: Define the correct data for the Connection Manager, then restart the INTCTL program.

TNS-00022: INTCTL: missing CMANAGER_NAME in INTCHG.ORA

Cause: INTCHG.ORA does not contain a CMANAGER_NAME component.

Action: Define the correct name for the CMANAGER_NAME, then restart the INTCTL program.

TNS-00023: INTCTL: missing ADDRESS(es) in config files

Cause: Configuration files do not contain an ADDRESS/ADDRESS_LIST component.

Action: Define the Connection Manager ADDRESS(es) in the TNSNET.ORA file and check the Navigator ADDRESS(es) in the TNSNAV.ORA file, then restart the INTCTL program.

TNS-00024: INTCTL: Unable to contact Navigator to obtain Connection Manager address

Cause: The Navigator is not running.

Action: Verify that the Navigator is running by doing a status request on the Navigator (use the Interchange Control Utility command STATUS). If necessary, start the Navigator using the Interchange Control Utility. Verify that the network is properly configured; if the error persists, contact Worldwide Customer Support.

TNS-00025: INTCTL: The ORACLE environment is not set up correctly

Cause: The ORACLE environment is incorrectly set up.

Action: Refer to the Oracle operating system specific documentation for your platform for information on how the ORACLE environment should be set. Correct it and rerun INTCTL. Make sure the ORACLE environment includes the correct directories.

TNS-00026: INTCTL: TNS_ADMIN directory set, and is being used

Cause: The TNS_ADMIN environment variable is set properly. INTCTL will use the TNS_ADMIN directory. This is only an informative message. If you do not want it to be used, and want the default directory to be used instead, then unset TNS_ADMIN and reexecute.

Action: None

TNS-00027: INTCTL: Could not resolve Navigator's name/address

Cause: The Navigator's name to address definition is missing.

Action: Check TNSNAMES.ORA file and make sure to include a definition for the name specified.

TNS-00028: INTCTL: Could not resolve Connection Manager's name/address

Cause: The Connection Manager's name does not have a definition that the Navigator knows about, nor is the name/address available in the TNSNAMES.ORA file. The name may also be incorrect in the INTCHG.ORA file.

Action: Verify that the Connection Manager's name is in the TNSNET.ORA file read by the Navigator or in the TNSNAMES.ORA file. Be sure that INTCHG.ORA is correct.

TNS-00031: INTCTL: internal NT error

Cause: Problem interfacing to the protocol adapters installed.

Action: Normally not visible to the user. Try starting INTCTL again. If the error persists, check the product installation. If it is correct, contact Oracle Customer Support.

TNS-00032: INTCTL: internal NS error

Cause: Problem interfacing with TNS.

Action: Normally not visible to the user. Try starting INTCTL again. If the error persists, check the product installation. If it is correct, contact Oracle Customer Support.

TNS-00033: INTCTL: internal NL error

Cause: Problem with internal TNS module NL.

Action: Normally not visible to the user. Try starting INTCTL again. If the error persists, check the product installation. If it is correct, contact Oracle Customer Support.

TNS-00034: INTCTL: internal NR error

Cause: Problem with internal Interchange routines.

Action: Normally not visible to the user. Try starting INTCTL again. If the error persists, check the product installation. If it is correct, contact Oracle Customer Support.

TNS-00035: INTCTL: error while constructing full file name

Cause: Problem while constructing the full path for a file name because the path name to the file or the environment variables are incorrect. Files looked up include TNSNAMES.ORA, TNSNAV.ORA, INTCHG.ORA and the error files for the Navigator and Connection Manager.

Action: Check that all environment variables are defined correctly and that all configuration files exist in their correct places.

TNS-00036: INTCTL: error reading from Navigator or Connection Manager error files

Cause: Problem while reading from Navigator or Connection Manager error files generated by the Navigator or Connection Manager when they fail to start.

Action: Check that a standard Network Error directory exists and that all privileges on the directory are appropriate.

TNS-00037: INTCTL: error opening Navigator or Connection Manager error files

Cause: Failed to open Navigator or Connection Manager error files when they have failed to start.

Action: Check that a Network Error directory exists and that all privileges on the directory are appropriate.

TNS-00038: INTCTL: Poorly formed address or command string

Cause: An unacceptable string was encountered while attempting to send a message to either the Navigator or Connection Manager. The addresses provided for either the Navigator or Connection Manager may be incorrectly constructed.

Action: Check all address strings in configuration files (TNSNAMES.ORA, TNSNAV.ORA or TNSNET.ORA) and assure that they are properly formed. Regenerate the files, if possible. If all is correct, please contact Worldwide Customer Support.

TNS-00039: INTCTL: error while spawning a process

Cause: An error was encountered while spawning a process due to an internal operating system dependent problem. Machine resources may be limited.

Action: Retry command. Check permissions on Interchange executables and the current setting of the search path. If necessary, terminate other applications to free up machine resources. If the error persists, contact Oracle Customer Support.

TNS-00040: INTCTL: failed to initialize trace context- Continuing anyway

Cause: Problem while opening specified trace file because of errors in INTCHG.ORA or because the user has incorrect privileges, or the file does not exist.

Action: Check the privileges on the configuration files and ensure that all of them exist in their proper locations.

TNS-00041: INTCTL: Navigator already running. Start operation cancelled

Cause: There is a Navigator already running and listening on the same addresses.

Action: None; the Navigator is already running.

TNS-00042: INTCTL: CMANAGER already running. Start operation cancelled
Cause: There is a Connection Manager already running and listening on the same addresses.

Action: None; the Connection Manager is already running.

TNS-00043: The CMANAGER has active connections, do you still want to stop it (y/n)?

Cause: The CMANAGER that is being stopped has active connections going through. This is the confirmation message.

Action: Respond by pressing y or n. Answering y will cause the active database connection to be dropped; this is not generally recommended.

TNS-00044: INTCTL: You must have an INTCHG.ORA file to contact the Connection Manager

Cause: There was an attempt to contact a default Connection Manager (Interchange) where there was no INTCHG.ORA present in the correct directory.

Action: Create an INTCHG.ORA file. Make sure it is placed in the correct directory and includes the correct name for the Connection Manager you wish to contact.

TNS-00045: INTCTL: Could not contact the Navigator on address

Cause: There was an attempt to contact a Navigator on a specific address which is not responding.

Action: Check the TNSNAV.ORA file for that address. Or check that the Navigator is actually listening on that address.

TNS-00046: INTCTL: Could not contact the CMANAGER on address

Cause: There was an attempt to contact a CMANAGER on a specific address which is not responding.

Action: Verify that the TNSNET.ORA file contains that address. Also check that the CMANAGER is actually listening on that address by using the INTCTL STATUS command. If necessary, start the Connection Manager using the INTCTL START command.

TNS-00060: INTCTL: Bad command: only the STATUS command can be used on remote Interchanges

Cause: The user entered a command that does not exist, or the user tried to make a request other than STATUS to a remote Interchange.

Action: Check the MultiProtocol Interchange Administrator's Guide for a list of INTCTL commands or type HELP for a list of valid commands.

TNS-00061: INTCTL: Bad command or syntax error: You must specify a trace level

Cause: The user did not specify a trace level.

Action: Specify a trace level and retry command.

TNS-00062: INTCTL: Bad command or syntax error: For help type help/h/?

Cause: The user entered an invalid command.

Action: Check the MultiProtocol Interchange Administrator's Guide or type HELP for a list of valid commands.

TNS-00063: INTCTL: Failed to allocate memory for buffers

Cause: INTCTL was unable to allocate memory for internal buffers.

Action: Check the amount of available memory on your machine to ensure that there is enough memory to run this executable. If necessary, free up memory by running fewer programs, then try again.

TNS-00064: INTCTL: Failed to find CMANAGER_NAME in INTCHG.ORA

Cause: INTCTL was unable to find the CMANAGER_NAME parameter in INTCHG.ORA.

Action: Check that the INTCHG.ORA file is properly constructed.

TNS-00065: INTCTL: Command cannot be executed remotely

Cause: A command other than status and version has been attempted remotely.

Action: If you desire execute any command other than status and version, you must run intctl on the interchange machine.

TNS-00070: INTCTL usage: [intctl] *command* <process_name> [argument]\n

Cause: Help message displayed by INTCTL.

Action: None

TNS-00071: where *command* is one of following: \n

Cause: Help message displayed by INTCTL.

Action: None

TNS-00072: * start - start up process_name\n

Cause: Help message displayed by INTCTL.

Action: None

TNS-00073: * stop/abort - stop the process_name\n

Cause: Help message displayed by INTCTL.

Action: None

TNS-00074: * status - get statistics from the process_name\n

Cause: Help message displayed by INTCTL.

Action: None

TNS-00075: NOTE: the user may get the status info of a remote\n

Cause: Help message displayed by INTCTL.

Action: None

TNS-00076: component by specifying the component name in\n

Cause: Help message displayed by INTCTL.

Action: None

TNS-00077: the argument field\n

Cause: Help message displayed by INTCTL.

Action: None

TNS-00078: * log_on - ask process_name to turn logging on\n

Cause: Help message displayed by INTCTL.

Action: None

TNS-00079: * log_off - ask process_name to turn logging off\n

Cause: Help message displayed by INTCTL.

Action: None

TNS-00080: * force_log - ask process_name to dump its state\n

Cause: Help message displayed by INTCTL.

Action: None

TNS-00081: * trace_on - ask process name to turn tracing on\n

Cause: Help message displayed by INTCTL.

Action: None

TNS-00082: NOTE: the user MUST specify a trace level\n

Cause: Help message displayed by INTCTL.

Action: None

TNS-00083: (USER or ADMIN) in the argument field\n

Cause: Help message displayed by INTCTL.

Action: None

TNS-00084: * trace_off - ask process name to turn tracing off\n

Cause: Help message displayed by INTCTL.

Action: None

TNS-00085: * reread - ask the process name to reread parameter files\n

Cause: Help message displayed by INTCTL.

Action: None

TNS-00086: * reload - ask the Navigator to reload TNSNET.ORA\n

Cause: Help message displayed by INTCTL.

Action: None

TNS-00087: * version - ask the process name to display its version number\n

Cause: Help message displayed by INTCTL.

Action: None

TNS-00088: * exit - quit the Interchange controller\n\n

Cause: Help message displayed by INTCTL.

Action: None

TNS-00089: process_name is one of Interchange, CMANAGER, or Navigator\n

Cause: Help message displayed by INTCTL.

Action: None

TNS-00090: * Interchange - will ask the Interchange\n

Cause: Help message displayed by INTCTL.

Action: None

TNS-00091: * Navigator (or navigatr) - will ask the Navigator only\n

Cause: Help message displayed by INTCTL.

Action: None

TNS-00092: * CMANAGER (or intlsnr) - will ask the Cmanager only

Cause: Help message displayed by INTCTL.

Action: None

TNS-00093: argument is only supplied to either status or trace_on

Cause: Help message displayed by INTCTL.

Action: None

TNS-00094: * to status - argument is considered the remote process_name

Cause: Help message displayed by INTCTL.

Action: None

TNS-00095: * to trace_on - argument is considered the trace level

Cause: Help message displayed by INTCTL.

Action: None

TNS-00100: Unable to allocate memory

Cause: Out of memory on the machine.

Action: Add more memory or run fewer processes.

TNS-00101: File operation error

Cause: Error in accessing reading or writing a particular file.

Action: Check existence of or operating system access to the log and trace file locations.

TNS-00102: Keyword-Value binding operation error

Cause: Not normally visible to the user. May indicate a shortage of memory.

Action: If error persists contact Oracle Customer Support.

TNS-00103: Parameter file load error

Cause: Parameter file process failed.

Action: Check to make sure that all parameter files necessary for the Interchange are present (TNSNAV.ORA, TNSNET.ORA and INTCHG.ORA). If these files are present and properly configured, turn on tracing and repeat the operation. Turn off tracing when the trace is complete. Look in the trace file for errors in the parameter loading process. If error persists contact Oracle Customer Support.

TNS-00104: Data stream open/access error

Cause: Unable to open or access data stream for either log or trace files for the Interchange.

Action: Check read/write permissions on Oracle files and directories.

TNS-00105: Could not initialize tracing

Cause: The INTCHG.ORA file is improperly configured. Verify the trace parameters specified.

Action: If error persists contact Oracle Customer Support.

TNS-00106: Failed to open log file

Cause: Unable to access or obtain write permission to create log file.

Action: Check existence of or access to log file directory.

TNS-00107: Unable to initialize TNS global data

Cause: Not normally visible to the user.

Action: If error persists contact Oracle Customer Support.

TNS-00108: TNS_ADMIN not defined

Cause: TNS_ADMIN pointer is not set.

Action: Set the TNS_ADMIN pointer before running application

TNS-00109: Message could not be printed; not enough memory

Cause: Printing of message failed due to lack of memory. Not normally visible to user.

Action: Increase the resources on your machine. If error persists contact Oracle Customer Support.

TNS-00110: Could not initialize network from file TNSNET.ORA

Cause: Poorly formed network information in network file.

Action: Fix network configuration data to assure that at least one Interchange is defined in TNSNET.ORA.

TNS-00111: Failed to get configuration data from file

Cause: Poorly formed configuration information in network files TNSNET.ORA or TNSNAV.ORA.

Action: Check TNSNET.ORA and TNSNAV.ORA and confirm that they are correct.

TNS-00112: Failed to find configuration file name

Cause: Name specified for configuration file was incorrect.

Action: Check for presence of the configuration file.

TNS-00113: Failed to open error log file

Cause: Could not open log file during startup of Navigator or Connection Manager due to read or write permission problems or non-existent error directory.

Action: Create the standard error directory or assure that if one is present the Interchange executables can write to it.

TNS-00114: Internal error- Allocation of addresses not performed

Cause: Internal error. Should not normally occur.

Action: Contact Oracle Customer Support.

TNS-00115: Could not allocate pump global buffers

Cause: Not enough memory to allocate pump buffers.

Action: Decrease the number of PUMP_BUFFERS in INTCHG.ORA.

TNS-00116: Pump failed during initial bequeath

Cause: Error in assigning connection to a new pump. This error may be caused by insufficient machine resources.

Action: Attempt the connection again. The pump should recover from such a failure. If machine resources appear to be the problem, add more resources // or shut down some active applications. If problem persists, contact Oracle Customer Support.

TNS-00117: Internal error- No data passed through pump

Cause: Internal error. Data expected has not arrived yet.

Action: If error persists, contact Oracle Customer Support.

TNS-00119: Missing PUMP_CONNECTIONS in INTCHG.ORA

Cause: No PUMP_CONNECTIONS parameter specified in INTCHG.ORA.

Action: Add PUMP_CONNECTIONS parameter to INTCHG.ORA.

TNS-00120: Missing PUMPS in INTCHG.ORA

Cause: No PUMPS parameter specified.

Action: Add an appropriate number of PUMPS to INTCHG.ORA.

TNS-00121: Missing CMANAGER_NAME in INTCHG.ORA

Cause: No CMANAGER_NAME parameter specified.

Action: Define the CMANAGER_NAME parameter in INTCHG.ORA; it must match the CMANAGER_NAME parameter used in TNSNET.ORA for that Interchange.

TNS-00122: Missing ADDRESS(es) in TNSNET.ORA file

Cause: No ADDRESS or ADDRESS_LIST parameter specified in TNSNET.ORA.

Action: Define a valid set of ADDRESSES for the Connection Manager in the TNSNET.ORA file.

TNS-00123: Unable to perform a listen on configured ADDRESS(es)

Cause: Another process is already listening on this address or the ADDRESS is incorrectly defined.

Action: Check the ADDRESS(es) defined in TNSNET.ORA (for the Connection Manager) for errors. Verify that another program is not using them.

TNS-00124: Internal error - Unable to create empty address

Cause: - Internal error. Should not normally occur.

Action: If problem persists contact Oracle Customer Support.

TNS-00125: Failed to get number of Interchanges in TNSNET.ORA

Cause: Error in the TNSNET.ORA file.

Action: Check the contents of TNSNET.ORA and eliminate errors. Regenerate the configuration files.

TNS-00126: Missing Connection Manager name and address in TNSNET.ORA

Cause: The Interchange name specified in INTCHG.ORA is not defined in the TNSNET.ORA file.

Action: Define one Connection Manager name and set of addresses for each Interchange in the network. Regenerate the configuration files.

TNS-00127: Missing Connection Manager name in TNSNET.ORA

Cause: One or more Connection Manager names are missing.

Action: Ensure that each Connection Manager name is defined in TNSNET.ORA. Regenerate TNSNET.ORA.

TNS-00128: Missing COMMUNITY in TNSNET.ORA

Cause: One or more ADDRESSES does not have a COMMUNITY assigned.

Action: Ensure that all addresses have a COMMUNITY defined in TNSNET.ORA.

TNS-00129: Internal error - Failed to create new community

Cause: Internal Error. Should not normally occur. There may be a resource limitation problem on the machine.

Action: Stop and restart Interchange. If possible, make more memory available on the machine. If problem persists, contact Oracle Customer Support.

TNS-00130: Failed to create Interchange's internal address

Cause: There is an error in one of the addresses listed in TNSNET.ORA.

Action: Check the file for errors in defining Interchanges.

TNS-00131: Missing COMMUNITY in COMMUNITY_COST_LIST in TNSNET.ORA

Cause: A COMMUNITY keyword-value pair is missing within the COMMUNITY_COST_LIST in TNSNET.ORA.

Action: Define the communities with a COMMUNITY name and associated COST in COMMUNITY_COST_LIST.

TNS-00132: COST value must be an integer greater than 0

Cause: A community has been defined in TNSNET.ORA with a COST of 0.

Action: Assign an alternate value that is greater than 0.

TNS-00133: Missing LOCAL_COMMUNITIES field in TNSNAV.ORA

Cause: Improperly configured TNSNAV.ORA file.

Action: Define the LOCAL_COMMUNITIES fields correctly in TNSNAV.ORA.

TNS-00134: Missing COMMUNITY component in addresses for the Navigator in TNSNAV.ORA

Cause: The addresses specified for the Navigator have no COMMUNITY name.

Action: Ensure that all addresses in the NAVIGATOR_ADDRESSES field have a COMMUNITY entry in the TNSNAV.ORA file.

TNS-00135: Missing TNS error message file

Cause: No error message file present.

Action: Ensure that the ORACLE environment is correctly set for your platform and that there is a message directory that contains the correct error message file.

TNS-00136: Did not register product/facility for TNS error message

Cause: Error message file error.

Action: Ensure that the ORACLE environment is correctly set for your platform and that there is a message directory that contains the correct error message file.

TNS-00137: Failed to get TNS error message file entry

Cause: No TNS error message file present.

Action: Ensure that the ORACLE environment is correctly set for your platform and that there is a message directory that contains the correct error message file.

TNS-00138: Failed to find ORACLE executable directory

Cause: The ORACLE environment is not correctly set.

Action: Ensure that the ORACLE environment is correctly set and the error messages file is in the correct place.

TNS-00139: Internal - Data passed from the Interchange listener is poorly formed

Cause: Internal error in Interchange.

Action: Check that you are using compatible components of the Interchange product, using the INTCTL VERSION command. If problem persists call Oracle Customer Support.

TNS-00140: Interchange specified was not found in network tables

Cause: Could not find the Interchange specified in a control request.

Action: Check that the Interchange specified is indeed in TNSNET.ORA.

TNS-00141: Failed to get file stream information

Cause: Error in the file stream package.

Action: None

TNS-00142: Community mismatch in TNSNAV.ORA

Cause: The communities in the LOCAL_COMMUNITIES entry in TNSNAV.ORA do not correspond with all the communities in the NAVIGATOR_ADDRESSES entry.

Action: Assure that all communities in the NAVIGATOR_ADDRESSES correspond to those in the LOCAL_COMMUNITIES component.

TNS-00143: Illegal PREFERRED_CMANAGERS entry in TNSNAV.ORA

Cause: PREFERRED_CMANAGERS entry in the TNSNAV.ORA used by the Connection Manager. There should only be a PREFERRED_NAVIGATORS entry in the TNSNAV.ORA on an Interchange.

Action: Remove the PREFERRED_CMANAGERS entry from TNSNAV.ORA and assure that either no PREFERRED_NAVIGATORS entry is present or that it is correct.

TNS-00144: PUMP_CONNECTIONS value in INTCHG.ORA is too large.

Cause: The number of PUMP_CONNECTIONS specified in INTCHG.ORA is too large to be supported on this platform.

Action: Consult the Oracle operating system specific manual for the maximum value for the number of PUMP_CONNECTIONS.

TNS-00145: PUMPS value in INTCHG.ORA is too large.

Cause: The number of PUMPS specified in INTCHG.ORA is too large to be supported on this platform.

Action: Consult the Oracle operating system specific manual for the maximum value for the number of PUMPS.

TNS-00146: Internal-- Retry data request withing pump.

Cause: The data space provided in order to receive data from the pump is too small.

Action: Operation must be retried with a larger buffer.

TNS-00147: Failed to start a pre-spawned pump.

Cause: The Connection Manager was unable to start a pump during startup.

Action: Check all configuration parameters and assure that they are correct. Turn on tracing to determine the area that the failure occurred in.

TNS-00200: Unable to do nsanswer on context\nresult=string\n

Cause: Requester of service may have aborted or options negotiation failed.

Action: Try making the connection again. If the problem persists call Oracle Customer Support.

TNS-00201: Unable to read answer connection data :string:\n

Cause: Improperly formed connect data sent to the Interchange listener.

Action: If problem persists, check the application using the Interchange (it may be closing down or crashing). Call Oracle Customer Support if the problem cannot be located.

TNS-00202: Failure in redirecting call : \nOriginal to string\n\t Redirect to string\n

Cause: Internal - error could not redirect call to a pump or other Interchange listener. The cause may be insufficient network or machine resources.

Action: Add resources or close some running applications in order to free up resources. If error persists, call Oracle Customer Support.

TNS-00203: Unable to start tracing in intlsnr\n

Cause: Failure in setting up tracing for Interchange listener.

Action: Check file permissions in Network trace directory also check to make sure that if trace file names and directories are specified in INTCHG.ORA, they are correct.

TNS-00204: Started tracing in intlsnr\n

Cause: Internal message- Successfully started tracing information.

Action: None

TNS-00205: Turning off tracing in intlsnr\n

Cause: Internal message - Turned off tracing in the Interchange listener.

Action: None

TNS-00206: \n\nStatus Information for Interchange string:\n

Cause: Message sent back by Interchange as header for status request.

Action: None

TNS-00207: \tUptime : number days number hr. number min. number sec\n

Cause: Part of status request.

Action: None

TNS-00208: \tLogging : string\n

Cause: Part of status request.

Action: None

TNS-00209: \tTracing : string\n

Cause: Part of status request Interchange.

Action: None

TNS-00210: \tTotal Pumps Available : number\n

Cause: Part of status request for Connection Manager.

Action: None

TNS-00211: \tTotal Active Pumps : number\n

Cause: Part of status request for Connection Manager.

Action: None

TNS-00212: \tTotal Pumps Started : *number*\n

Cause: Part of status request for Connection Manager.

Action: None

TNS-00213: \tAvailable Connections : *number*\n

Cause: Part of status request for Connection Manager.

Action: None

TNS-00214: \tTotal Connections in Use : *number*\n

Cause: Part of status request for Connection Manager.

Action: None

TNS-00215: \tTotal Successful Connections : *number*\n

Cause: Part of status request for Connection Manager.

Action: None

TNS-00216: \tTotal Failed Connections : *number*\n

Cause: Part of status request for Connection Manager.

Action: None

TNS-00217: \tTotal Bytes of Data : *number*\n

Cause: Part of status request for Connection Manager.

Action: None

TNS-00218: \tCurrent Bytes/Sec. : *number*\n

Cause: Part of status request for Connection Manager.

Action: None

TNS-00219: \tPump Strategy : *string*\n

Cause: Part of status request.

Action: None

TNS-00220: \tPump Breakdown\n\t-----\n

Cause: Part of status request.

Action: None

TNS-00221: \tPump Connections Total Data Bytes/Second\n

Cause: Part of status request.

Action: None

TNS-00222: \t-----\n

Cause: Part of status request.

Action: None

TNS-00223: \t*numbernumbernumbernumber*\n

Cause: Part of status request.

Action: None

TNS-00224: No more connections available\n

Cause: More connections were made to the Interchange than are configured in INTCHG.ORA.

Action: Wait until the Interchange is not as busy or change the number of connections allowed in INTCHG.ORA and restart the Interchange.

TNS-00225: Unable to bequeath connection to pump\n

Cause: Unable to start a pump because either the executable cannot be found or too many processes are currently running on a particular machine.

Action: Reduce the number of processes on the machine or increase the resources on the machine.

TNS-00226: Unable to contact pump *number* to send broadcast message *string*\n

Cause: Could not call a particular pump.

Action: None, but if the problem persists call Oracle Customer Support.

TNS-00227: Unable to contact pump; Connection Manager declared pump dead\n

Cause: A pump became an orphaned process. A protocol adapter is not working properly or machine network resources are being over used.

Action: This error is not immediately fatal; the orphaned pump may continue to function. Restart the Interchange when convenient. If the problem persists, call Oracle Customer Support.

TNS-00228: Failure in finding pump data\n

Cause: Internal problem with data passed back from pump.

Action: None

TNS-00229: Error in call: unable to deliver message\n:*string*:\n*nstring*\n*nstring*\n*nstring*\n

Cause: Destination for call is unavailable.

Action: None

TNS-00230: Cannot start new pump process:\n*nstring*\n*nstring*\nProtocol Adapter errors:*number*

Cause: Unable to create a new process; possibly there are too many processes on the machine.

Action: Free machine resources by exiting other applications on the Interchange machine. If the problem continues you may need more memory on the machine. If you believe there are sufficient resources on the machine but the problem persists, contact Oracle Customer Support.

TNS-00231: Pump is alive\n

Cause: Pump log message sent to Interchange listener.

Action: None

TNS-00232: Unable to setup connection\n

Cause: Error log message sent from pump to indicate failure in initiating connection because of errors in the call string: network problem or resource limitations.

Action: None

TNS-00233: Interchange failed to make contact with destination with errors:

\nstring\nstring\nstring\n

Cause: Pump call to destination failed.

Action: Check destination.

TNS-00234: Connect data for failed call:\nCALL DATA =\nstring\nRECEIVE

DATA = :string:\n

Cause: Connect data supplied for error 00233.

Action: None

TNS-00235: Aborting connection:\nProtocol Apapter errors:

\nstring;number,number\nstring;number,number\n

Cause: Pump aborting connection because connection has been up too long, or some other network error on the connection.

Action: None

TNS-00236: Failed to initialize tracing\n

Cause: Pump failed to initialize tracing.

Action: Check that INTCHG.ORA is properly configured.

TNS-00237: Failed to refuse connection\n

Cause: Connection may have aborted before error took place in Pump.

Action: None

TNS-00238: Pump *number* @: *string*:

Cause: Prepended message to all pump log messages.

Action: None

TNS-00239: Connection Manager has been stopped

Cause: Message sent back to control program from Interchange.

Action: None

TNS-00240: Connection Manager: Logging is now ON

Cause: Message sent back to control program from Interchange.

Action: None

TNS-00241: Connection Manager: Logging is now OFF

Cause: Message sent back to control program from Interchange.

Action: None

TNS-00242: Connection Manager: Tracing is now ON

Cause: Message sent back to control program from Interchange.

Action: None

TNS-00243: Connection Manager: Tracing is now OFF

Cause: Message sent back to control program from Interchange.

Action: None

TNS-00244: Connection Manager: Request Failed

Cause: Message sent back to control program from Interchange.

Action: None

TNS-00245: Connection Manager: Failed to open log file

Cause: Message sent back to control program from Interchange.

Action: None

TNS-00246: Connection Manager: Failed to start tracing

Cause: Message sent back to control program from Interchange.

Action: None

TNS-00247: Unable to allocate memory for configuration data from TNSNET.ORA file

Cause: Navigator failed to allocate enough memory for TNSNET.ORA configuration file.

Action: Increase machine resources available for running the Interchange or remove some other running applications from the machine.

TNS-00248: Unable to get information from file *:string:*\nExiting with NR error:*number*\n

Cause: TNSNAV.ORA poorly configured or addresses provided are already being used by another application.

Action: Check the syntax of the TNSNAV.ORA file; if necessary, assign new addresses.

TNS-00249: Unable to read network configuration data from file *string*\n with error:\n *string*\n

Cause: Network configuration file TNSNET.ORA is missing or poorly configured.

Action: Check to make sure that TNSNET.ORA is properly configured.

TNS-00250: Navigator has been started\n

Cause: Message to log file on Navigator startup.

Action: None

TNS-00251: Failure in nstest: \n

Cause: NS test operation failed due to internal error.

Action: If the problem persists there may be a network problem or resource limitations on the machine. If these do not seem to be causing the problem, call Oracle Customer Support.

TNS-00252: Unable to handle route request:\n*nstring*\n

Cause: Command requested did not exist.

Action: None

TNS-00253: Error in reading network configuration data from file *string*\n with error\n*nstring*\n

Cause: TNSNET.ORA is poorly configured or nonexistent.

Action: Check to make sure that TNSNET.ORA is properly configured.

TNS-00254: Navigator has been stopped\n

Cause: Message sent to Interchange control program by Navigator confirming it has been stopped.

Action: None

TNS-00255: Closing down log, stopping Navigator\n

Cause: Log message when Navigator is stopped.

Action: None

TNS-00256: Status of Navigator:\n

Cause: Navigator status message component

Action: None

TNS-00257: \tNumber of Successful Requests : *number*\n

Cause: Navigator status message component

Action: None

TNS-00258: \tNumber of Failed Requests : *number*\n

Cause: Navigator status message component

Action: None

TNS-00259: \tDisabled Interchange list:\n\t\n

Cause: Navigator status message component

Action: None

TNS-00260: \t-----\n

Cause: Navigator status message component

Action: None

TNS-00261: \tInterchange Name Community Link Down Time Remaining (secs)

\n

Cause: Navigator status message component

Action: None

TNS-00262: *stringstringnumber*\n

Cause: Navigator status message component

Action: None

TNS-00263: Navigator: Request Failed

Cause: Response from Navigator when a particular request failed.

Action: None

TNS-00264: Navigator: Failed to reload configuration data

Cause: Message sent to the Interchange control program when reload of network configuration failed. TNSNET.ORA Poorly configured or missing.

Action: None

TNS-00265: Navigator: Reloaded network configuration data

Cause: Message sent to Interchange control program when reload of network is successful.

Action: None

TNS-00266: Navigator: Unknown Request

Cause: Request was made to Navigator that it knows nothing about.

Action: None

TNS-00267: Navigator: Internal Error

Cause: Generated when a request was made to the Navigator it knows nothing about.

Action: None

TNS-00268: ON

Cause: On component of message.

Action: None

TNS-00269: OFF

Cause: Off component of message.

Action: None

TNS-00270: *string*: Terminal Error\n*nstring*\n

Cause: Message put out in error file of executable when it fails to start.

Action: None

TNS-00271: Connection Manager

Cause: Name of the Connection Manager.

Action: None

TNS-00272: Navigator

Cause: Name for the Navigator.

Action: None

TNS-00273: Navigator: Logging is now ON

Cause: Message sent back to control program from Navigator.

Action: None

TNS-00274: Navigator: Logging is now OFF

Cause: Message sent back to control program from Navigator.

Action: None

TNS-00275: Navigator: Tracing is now ON

Cause: Message sent back to control program from Navigator.

Action: None

TNS-00276: Navigator: Tracing is now OFF

Cause: Message sent back to control program from Navigator.

Action: None

TNS-00277: Navigator: Request Failed

Cause: Message sent back to control program from Navigator.

Action: None

TNS-00278: Navigator: Failed to Open Log file

Cause: Message sent back to control program from Navigator.

Action: None

TNS-00279: Navigator: Failed to Start Tracing

Cause: Message sent back to control program from Navigator.

Action: None

TNS-00280: \tMax Avg Bytes/Sec : *number*\n

Cause: Part of status request for Connection Manager.

Action: None

TNS-00281: Connection Manager: Forced Log output\n

Cause: Message sent back to control program from Connection Manager.

Action: None

TNS-00282: Connection Manager: Failed to force log, logging is off\n

Cause: Message sent back to control program from Connection Manager.

Action: None

TNS-00283: \nListening on the following TNS addresses:\n\n

Cause: Message sent back to control program from Connection Manager.

Action: None

TNS-00284: \tImm Max Avg Bytes/Sec : *number*\n

Cause: Part of status request for Connection Manager.

Action: None

TNS-00285: \tAvg Connect Time (secs) : *number*\n

Cause: Part of status request for Connection Manager.

Action: None

TNS-00286: \tMax Connect Time (secs) : *number*\n

Cause: Part of status request for Connection Manager.

Action: None

TNS-00287: \tMin Connect Time (secs) : *number*\n

Cause: Part of status request for Connection Manager.

Action: None

TNS-00288: Navigator: Failed to Disable Interchange

Cause: Message sent back to control program from Navigator.

Action: None

TNS-00289: Navigator: Disabled Interchange

Cause: Message sent back to control program from Navigator.

Action: None

TNS-00290: Navigator: Failed to Enable Interchange

Cause: Message sent back to control program from Navigator.

Action: None

TNS-00291: Navigator: Enabled Interchange

Cause: Message sent back to control program from Navigator.

Action: None

TNS-00292: \tLog File Name : \n\t\tstring\n

Cause: Message sent back to control program showing log file name

Action: None

TNS-00293: \tTrace File Name : \n\t\tstring\n

Cause: Message sent back to control program showing trace file name

Action: None

TNS-00294: Connection Manager: Security is enabled, you cannot STOP the Interchange\n

Cause: Message sent back to control program indicating that the connection manager is secure.

Action: None

TNS-00295: Navigator: Security is enabled, you cannot STOP the Navigator\n

Cause: Message sent back to control program indicating that the Navigator is secure.

Action: None

TNS-00296: \tStoppable : string\n

Cause: Message sent back to control program indicating whether program can be stopped.

Action: None

TNS-00297: \tLogging Level : string\n

Cause: Message sent back to control program indicating whether program can be stopped.

Action: None

TNS-00298: Request to Navigator: \nstring\n

Cause: Log entry for request to Navigator.

Action: None

TNS-00299: Response from Navigator: \nstring\n

Cause: Log entry for request to Navigator.

Action: None

TNS-00300: *Disabling Interchange : string\n**

Cause: Log entry for disabling a particular Interchange.

Action: None

TNS-00301: *Enabling Interchange : string\n**

Cause: Log entry for disabling a particular Interchange.

Action: None

TNS-00302: Connection Manager: Unknown Request

Cause: Request sent by Interchange control program is unknown.

Action: None

TNS-00303: Connection Manager: Reread parameter data

Cause: Request sent by control manager to control programming indicating that parameter data was read.

Action: None

TNS-00304: Status Information for Connection Manager:\n

Cause: Message sent back by Interchange as header for status request.

Action: None

TNS-00305: The Navigator encountered an invalid/unknown trace level\n

Cause: Message sent back by the Navigator indicating an invalid trace level.

Action: Reattempt the request with a correct trace level.

TNS-00306: Connection Manager encountered an invalid/unknown trace level\n

Cause: Message sent back by the Connection Manager indicating an invalid trace level.

Action: Reattempt the request with a correct trace level.

TNS-00307: Navigator: Reread parameter data

Cause: Request sent by the Navigator to control program indicating that parameter data was read.

Action: None

TNS-00308: Navigator: Failed to open log while rereading parameter data

Cause: Request sent by the Navigator to control program indicating that it could not reopen log file after rereading parameter data.

Action: None

TNS-00309: Connection Manager: Failed to open log while re-reading parameter data

Cause: Request sent by the Connection Manager to control program indicating that it could not reopen log file after rereading parameter data.

Action: None

TNS-00310: Navigator: Failed to start tracing after rereading parameter data

Cause: Message sent back to control program from Navigator.

Action: None

TNS-00311: Connection Manager: Failed to start tracing after rereading parameter data

Cause: Message sent back to control program from Connection Manager.

Action: None

TNS-00312: Connection Manager: Failed to get version information

Cause: Message sent back to control program from Connection Manager.

Action: None

TNS-00313: Navigator: Failed to get version information

Cause: Message sent back to control program from Connection Manager.

Action: None

TNS-00314: Protocol Adapter Errors: *number,number*\n

Cause: Protocol Adapter errors which go with message 233

Action: None

**TNS-00315: Failed to allocate larger connect data area for getting pump data:
number\n**

Cause: Could not allocate a large enough area to get pump statistics; continue without them.

Action: None

TNS-00316: Ran out of data buffers in the pump\n

Cause: The Interchange is resource limited by having too few data buffers in the pump.

Action: If the problem persists (that is, there are a lot of log messages), increase the number of pump buffers by increasing the value of the parameter PUMP_BUFFERS in INTCHG.ORA. Then shutdown and restart the Interchange to make the changes take effect.

TNS-00317: Failed to contact Connection Manager

Cause: Connection Manager is not running.

Action: Start the Connection Manager and retry

TNS-00501: Cannot allocate memory

Cause: Sufficient memory could not be allocated to perform the desired activity.

Action: Either free some resource for TNS or add more memory to the machine. For further details, turn on tracing and reexecute the operation.

TNS-00502: Invalid argument

Cause: An internal function received an invalid parameter.

Action: Not normally visible to the user. For further details, turn on tracing and reexecute the operation. If error persists, contact Oracle Customer Support.

TNS-00503: Illegal ADDRESS parameters

Cause: An illegal set of protocol adapter parameters was specified.

Action: Check the parameters within the ADDRESS section of the TNSNAMES.ORA file. It may be helpful to turn on tracing and look at the addresses specified in the trace file, checking for spelling or other errors. Be sure to turn tracing off when the trace is complete.

TNS-00504: Operation not supported

Cause: An internal function received a request to perform an operation that is not supported (on this machine).

Action: Not normally visible to the user. For further details, turn on tracing and reexecute the operation. If error persists, contact Oracle Customer Support.

TNS-00505: Operation timed out

Cause: The requested operation could not be completed within the timeout period.

Action: For further details, turn on tracing and reexecute the operation.

TNS-00506: Operation would block

Cause: An internal operation did not commence because to do so would block the current process and the user has requested that operations be non-blocking.

Action: None needed; this is an information message.

TNS-00507: Connection closed

Cause: Normal "end of file" condition has been reached; partner has disconnected.

Action: None needed; this is an information message.

TNS-00508: No such protocol adapter

Cause: The protocol adapter requested for this connection does not exist.

Action: Install the protocol adapter or use one that is available. Be sure that the correct protocols are listed in the configuration files.

TNS-00509: Buffer overflow

Cause: Too much data for buffer.

Action: Reexecute with larger receive buffer or smaller send buffer.

TNS-00510: Internal limit restriction exceeded

Cause: Too many files or sockets open simultaneously (or some other resource has been depleted).

Action: For further details, trace the operation for protocol details.

TNS-00511: No listener

Cause: The connect request could not be completed because no application is listening on the address specified, or the application is unable to service the connect request in a sufficiently timely manner.

Action: Ensure that the supplied destination address matches one of the addresses used by the listener - compare the TNSNAMES.ORA entry with appropriate LISTENER.ORA file (or TNSNAV.ORA if the connection is to go by way of an Interchange. Start the listener on the remote machine.

TNS-00512: Address already in use

Cause: Specified listener address is already being used.

Action: Start your listener with an unused address.

TNS-00513: Destination host unreachable

Cause: Contact cannot be made with remote party.

Action: Make sure the network driver is functioning and the network is up.

TNS-00514: Contexts have different wait/test functions

Cause: Two protocol adapters have conflicting wait/test functions.

Action: Not normally visible to the user. For further details, turn on tracing and reexecute the operation. If error persists, contact Oracle Customer Support.

TNS-00515: Connect failed because target host or object does not exist

Cause: The address specified is not valid, or the program being connected to does not exist.

Action: Ensure the ADDRESS parameters have been entered correctly; the most likely incorrect parameter is the node name. Ensure that the executable for the server exists (perhaps "oracle" is missing.)

TNS-00516: Permission denied

Cause: User has insufficient privileges to perform the requested operation.

Action: Acquire necessary privileges and try again.

TNS-00517: Lost contact

Cause: Partner has unexpectedly gone away.

Action: Investigate partner application for abnormal termination.

TNS-00518: Incomplete read or write

Cause: A data send or receive failed.

Action: Not normally visible to the user. For further details, turn on tracing and reexecute the operation. If error persists, contact Oracle Customer Support.

TNS-00519: Operating system resource quota exceeded

Cause: The current user has exceeded the allotted resource assigned in the operating system.

Action: Acquire more operating system resource, or perform a different function.

TNS-00520: Syntax error

Cause: The supplied connect descriptor contains illegal syntax.

Action: Check the syntax of the connect descriptor for correct syntax.

TNS-00521: Missing keyword

Cause: The supplied connect descriptor is missing one or more TNS keywords.

Action: Check the syntax, and ensure all required keywords are present.

TNS-00522: Operation was interrupted

Cause: An internal operation was interrupted and could not complete.

Action: Not normally visible to the user. For further details, turn on tracing and reexecute the operation. If error persists, contact Oracle Customer Support.

TNS-00523: Previous operation was busy

Cause: Operation tried could not be successfully completed because the requested resource was busy.

Action: Attempt the operation again. If error persists, contact Oracle Customer Support.

TNS-00524: Current operation is still in progress

Cause: Internal operation is still in progress but will complete.

Action: None; wait for operation to complete.

TNS-00525: Insufficient privilege for operation

Cause: Operating system failed to complete operation because user lacked sufficient privileges.

Action: Check your platform-specific privileges.

TNS-00526: No caller (false async event)

Cause: Internal error.

Action: For further details, turn on tracing and reexecute the operation.

TNS-00527: Protocol Adapter not loadable

Cause: On some platforms (for example OS/2) protocol adapters are loaded at run-time. If the shared library (or DLL) for the protocol adapter is missing or one of its supporting libraries is missing, then this error is returned.

Action: For further details, turn on tracing and reexecute the operation. The trace file will have the name of the shared library (or DLL) that could not be loaded.

TNS-00528: Protocol Adapter not loaded

Cause: On some platforms (for example OS/2) protocol adapters are loaded at run-time. If the shared library (or DLL) for the protocol adapter has not been loaded, then this error is returned.

Action: For further details, turn on tracing and reexecute the operation. The trace file will have the name of the shared library (or DLL) that has not been loaded.

TNS-00530: Protocol adapter error

Cause: A generic protocol adapter error occurred.

Action: For further details, turn on tracing and reexecute the operation.

TNS-00532: No previous async operation to wait on

Cause: Internal protocol adapter error.

Action: For further details, turn on tracing and reexecute the operation. If error persists, contact Oracle Customer Support.

TNS-00533: Connection dissolved or not yet made

Cause: Internal protocol adapter error.

Action: For further details, turn on tracing and reexecute the operation. If error persists, contact Oracle Customer Support.

TNS-00534: Failed to grant connection ownership to child

Cause: Internal protocol adapter error.

Action: For further details, turn on tracing and reexecute the operation. If error persists, contact Oracle Customer Support.

TNS-00535: Failed to send or receive disconnect message

Cause: Internal protocol adapter error.

Action: For further details, turn on tracing and reexecute the operation. If error persists, contact Oracle Customer Support.

TNS-00536: Connection entered inappropriate state

Cause: Internal protocol adapter error.

Action: For further details, turn on tracing and reexecute the operation. If error persists, contact Oracle Customer Support.

TNS-00537: Index into protocol adapter table is out of legal range

Cause: Internal protocol adapter error.

Action: For further details, turn on tracing and reexecute the operation. If error persists, contact Oracle Customer Support.

TNS-00539: Network or Protocol services are down

Cause: The Network services on or from your node are not running or have stopped running.

Action: Restart your network or protocol services on this platform. If error persists, contact Oracle Customer Support.

TNS-00540: SSL protocol adapter failure

Cause: The SSL protocol adapter encountered an error.

Action: In most cases, this error should only be pair with a more meaningful ORA-error.

TNS-00541: underlying transport does not exist.

Cause: The SSL protocol adapter was unable to locate an adapter for the protocol that it is going to use as the data transport.

Action: In most cases, the underlying transport is TCP. Make sure that the Oracle Net TCP/IP adapter was installed.

TNS-00542: SSL Handshake failed

Cause: The SSL protocol adapter was unable to connect to another process.

Action: This error can be caused by a variety of problems including the termination of the peer process. Enable Oracle Net tracing and attempt the connection again. The trace file should give some clues as to what the exact problem is.

TNS-00543: internal error

Cause: The SSL protocol adapter encountered an unexpected error.

Action: This error is not normally visible to users. Enable Oracle Net tracing and attempt to reproduce the error. If it occurs, contact Oracle customer support.

TNS-00544: unsupported operation

Cause: The SSL adapter could not perform a given command.

Action: This error is not normally visible to users. Enable Oracle Net tracing and attempt to reproduce the error. If it occurs, contact Oracle customer support.

TNS-00545: parameter retrieval failure

Cause: The SSL protocol adapter was not able to retrieve a configuration parameter for some reason.

Action: This error is not normally visible to users. Enable Oracle Net tracing and attempt to reproduce the error. If it occurs, contact Oracle customer support.

TNS-00546: control failure

Cause: The SSL protocol adapter was unable to perform a command.

Action: This error is not normally visible to users. Enable Oracle Net tracing and attempt to reproduce the error. If it occurs, contact Oracle customer support.

TNS-00547: user information retrieval failed

Cause: The SSL protocol adapter was unable to retrieve information about the remote user.

Action: Examine the first error in the error stack. It should describe the error in more detail.

TNS-00548: value specified for client authentication parameter is not boolean

Cause: The value specified for the parameter that specifies that SSL client authentication is to be used was not boolean.

Action: Specify a correct value for the parameter.

TNS-00549: value specified for the SSL version is not valid

Cause: The value specified for the SSL version is not valid.

Action: Specify a valid value for the SSL version.

TNS-00550: disconnection error

Cause: The SSL protocol adapter encountered an error when the underlying transport disconnected.

Action: This error is not normally visible to users. Enable Oracle Net tracing and attempt to reproduce the error. If it occurs, contact Oracle customer support.

TNS-00551: underlying transport connection failed

Cause: The underlying transport adapter used by the SSL adapter failed to connect.

Action: Enable Oracle Net tracing and try the connection again. If the connection fails, examine the trace file to determine the cause.

TNS-00552: no valid cipher suites were specified

Cause: SSL cipher specs were specified, but none were valid.

Action: Specify correct cipher suites.

TNS-00553: read failed

Cause: The SSL adapter failed to read data from its connection.

Action: Examine the contents of sqlnet.log for more information. Enable Oracle Net tracing and try the connection again. If the connection fails, examine the trace file to determine the cause.

TNS-00554: write failed

Cause: The SSL adapter failed to send data over its connection.

Action: Examine the contents of sqlnet.log for more information. Enable Oracle Net tracing and try the connection again. If the connection fails, examine the trace file to determine the cause.

TNS-00555: no directory specified for wallet resource locator

Cause: It was specified that a file was to be used from which to retrieve a wallet, but no directory was specified for the wallet.

Action: Specify the directory where the wallet is located.

TNS-00556: no method specified for wallet retrieval

Cause: A wallet resource locator was specified, but no method was given for the retrieval of the wallet.

Action: Specify the method by which the method is to be retrieved.

TNS-00557: unsupported wallet retrieval method

Cause: The method specified for wallet retrieval is not supported. Currently, only files are supported for wallet retrieval.

Action: Specify "FILE" as the wallet retrieval method.

TNS-00558: Entrust login failed

Cause: Entrust failed to authenticate the username, password, and/or profile name that was presented.

Action: Specify correct values for the username, password or profile name. If no data was prompted for, contact Oracle support.

TNS-00559: load of Entrust certificate failed

Cause: An error occurred while attempting to validate the provided Entrust certificate.

Action: This error is not normally visible to users. Enable Oracle Net tracing and attempt to reproduce the error. If it occurs, contact Oracle customer support.

TNS-00560: extraction of name from Entrust certificate failed

Cause: An error occurred while attempting to extract a name from an Entrust certificate.

Action: This error is not normally visible to users. Enable Oracle Net tracing and attempt to reproduce the error. If it occurs, contact Oracle customer support.

TNS-00580: Read failed due to closed or invalid transport connection

Cause: Read attempt was made on a transport connection which was previously terminated or is somehow deemed to be invalid.

Action: Indicates a substantial transport level failure. Check the O/S configuration for the particular transport or contact the transport provider. For further details, turn on tracing and reexecute the operation.

TNS-00581: Send failed due to timeout

Cause: The send operation did not complete within the allowed time interval.

Action: Error is informational. Note, repeated receipt of this error could indicate an attempted Denial-Of-Service attack. Also, if the receipt of this error interferes w/ a customer's normal operations, the customer may wish to lengthen the timeout.

TNS-00582: Receive failed due to timeout

Cause: The receive operation did not complete within the allowed time interval.

Action: Error is informational. Note, repeated receipt of this error could indicate an attempted Denial-Of-Service attack. Also, if the receipt of this error interferes w/ a customer's normal operations, the customer may wish to lengthen the timeout.

TNS-00583: Valid node checking: unable to parse configuration parameters

Cause: Valid node checking was unable to parse the configuration due to syntactical errors.

Action: Ensure that the configuration syntax matches the Oracle reference manual documented syntax. For further details, turn on tracing and reexecute the operation.

TNS-00584: Valid node checking configuration error

Cause: Valid node checking specific Oracle Net configuration is invalid.

Action: Ensure the hosts specified in the "invited_nodes" and "excluded_nodes" are valid. For further details, turn on tracing and reexecute the operation.

TNS-00586: Operation aborted due to interruption

Cause: The operation is aborted because it is interrupted by the upper layer.

Action: None

TNS-00587: Invalid HTTP response or response parse error.

Cause: HTTP upgrade response got either invalid HTTP Status line or the response headers are invalid.

Action: Please turn on network trace for further diagnosis.

TNS-00588: Invalid HTTP request or request parse error.

Cause: HTTP upgrade request got either invalid HTTP request line or the request headers are invalid.

Action: Please turn on network trace for further diagnosis.

TNS-00589: WebSocket upgrade request failed

Cause: HTTP upgrade failed either because the server does not support or the request cannot be fulfilled at this time.

Action: Please turn on network trace for further diagnosis. Look for full HTTP response reason code in the network trace file.

TNS-01000: spawn [<listener_name>] <spawn_alias> [<(ARGUMENTS='arg0, arg1,...')>]\n

Cause: Control program usage message.

Action: None

TNS-01001: start [<listener_name>] : start listener\n

Cause: Control program usage message.

Action: None

TNS-01002: stop [<listener_name>] : stop listener\n

Cause: Control program usage message.

Action: None

TNS-01003: status [<listener_name>] : get the status of listener\n

Cause: Control program usage message.

Action: None

TNS-01004: reload [<listener_name>] : reload the parameter files and SIDs\n

Cause: Control program usage message.

Action: None

TNS-01005: trace OFF | USER | ADMIN | SUPPORT [<listener_name>] : set tracing to the specified level\n

Cause: Control program usage message.

Action: None

TNS-01006: set password : set the password for subsequent calls\n

Cause: Control program usage message.

Action: None

TNS-01007: quit | exit : exit LSNRCTL\n

Cause: Control program usage message.

Action: None

TNS-01008: version [<listener_name>] : get the version information of the listener\n

Cause: Control program usage message.

Action: None

TNS-01009: service [<listener_name>] : get the service information of the listener\n

Cause: Control program usage message.

Action: None

TNS-01013: set | show trc_{ } [value]: set | show trace parameters of current listener\n

Cause: Control program usage message.

Action: None

TNS-01014: set | show log_{ } [value]: set | show log parameters of current listener\n

Cause: Control program usage message.

Action: None

**TNS-01015: set | show parm_name [value]: sets | shows current listener parm values
\n**

Cause: Control program usage message.

Action: None

**TNS-01016: change_password [<listener_name>]: changes the password of the
listener\n**

Cause: Control program usage message.

Action: None

**TNS-01017: set | show current_listener [<listener_name>]: sets | shows current
listener\n**

Cause: Control program usage message.

Action: None

**TNS-01018: save_config [<listener_name>]: saves configuration changes to
parameter file\n**

Cause: Control program usage message.

Action: None

**TNS-01019: set rawmode ON | OFF: set output mode for services and status
commands\n**

Cause: Control program usage message.

Action: None

TNS-01020: STATUS of the LISTENER\n

Cause: Control program status message.

Action: None

TNS-01021: -----\n

Cause: Control program status message.

Action: None

TNS-01022: Alias string\n

Cause: Control program status message.

Action: None

TNS-01023: Version *string*\n

Cause: Control program status message.

Action: None

TNS-01024: Trace Level *string*\n

Cause: Control program status message.

Action: None

TNS-01025: Security *string*\n

Cause: Control program status message.

Action: None

TNS-01026: Start Date *string*\n

Cause: Control program status message.

Action: None

TNS-01027: Listener Trace File *string*\n

Cause: Control program status message.

Action: None

TNS-01028: Listener Log File *string*\n

Cause: Control program status message.

Action: None

TNS-01029: Services Summary... \n

Cause: Control program status message.

Action: None

TNS-01030: The listener supports no services\n

Cause: Control program status message.

Action: None

TNS-01031: Service ACLs Summary... \n

Cause: Control program status message.

Action: None

TNS-01033: Listener Parameter File *string*\n

Cause: Control program status message.

Action: None

TNS-01034: Uptime *number days number hr. number min. number sec*\n

Cause: Control program status message.

Action: None

TNS-01036: *string* established:*string* refused:*string*

Cause: Control program status message.

Action: None

TNS-01037: "*string*" established:*string* refused:*string*

Cause: Control program status message.

Action: None

TNS-01038: *string* established:*string* refused:*string* current:*string* max:*string* state:*string*

Cause: Control program status message.

Action: None

TNS-01039: *string*\t\thas *string* service handler(s)

Cause: Control program status message.

Action: None

TNS-01040: SNMP *string*\n

Cause: Control program status message.

Action: None

TNS-01041: *string* parameter "*string*" set to *string*\n

Cause: Control program status message.

Action: None

TNS-01042: Current Listener is *string*\n

Cause: Control program status message.

Action: None

TNS-01043: Password changed for *string*\n

Cause: Control program status message.

Action: None

TNS-01044: *string*(Registered)\t\thas *string* service handler(s)

Cause: Control program status message.

Action: None

TNS-01045: *string*(Not Registered)\t\thas *string* service handler(s)

Cause: Control program status message.

Action: None

TNS-01046: Saved *string* configuration parameters.\n

Cause: Control program status message.

Action: None

TNS-01047: Old Parameter File *string*\n

Cause: Control program status message.

Action: None

TNS-01048: No changes to save for *string*.\n

Cause: Control program status message.

Action: None

TNS-01049: *string* (*string*)\t\thas *string* service handler(s)

Cause: Control program status message.

Action: None

TNS-01050: *string*

Cause: Control program general message.

Action: None

TNS-01052: The command completed successfully\n

Cause: Control program general message.

Action: None

TNS-01053: Connecting to *string*\n

Cause: Control program general message.

Action: None

TNS-01054: Contacted the listener successfully\n

Cause: Control program general message.

Action: None

TNS-01055: Successfully stopped the listener\n

Cause: Control program general message.

Action: None

TNS-01057: Program name: *string*\n

Cause: Control program general message.

Action: None

TNS-01058: Arguments : *string*\n

Cause: Control program general message.

Action: None

TNS-01059: Environment : *string*\n

Cause: Control program general message.

Action: None

TNS-01060: The password has has been set to: *string*\n

Cause: Control program general message.

Action: None

TNS-01061: The password has not been set\n

Cause: Control program general message.

Action: None

TNS-01062: The db subagent is already running.\n

Cause: Control program general message.

Action: None

TNS-01063: The db subagent is not started.\n

Cause: Control program general message.

Action: None

TNS-01064: Listener configuration changes will not be persistent\n
Cause: Configuration changes to the listener will not be visible when the listener starts up again as the check-pointing has been turned off in listener.ora
Action: Edit LISTENER.ORA setting USE_CKPFIL_E_LISTENER=true

TNS-01065: Raw mode is *string*\n
Cause: Control program general message.
Action: None

TNS-01066: Presentation: *string*
Cause: Listener starting message.
Action: None

TNS-01067: Service display mode is *string*\n
Cause: Control program general message.
Action: None

TNS-01070: Starting *string*: please wait...\n\n
Cause: Listener starting message.
Action: None

TNS-01071: *string* is set to *string*\n
Cause: Listener starting message.
Action: None

TNS-01072: Started at *string*\n
Cause: Listener starting message.
Action: None

TNS-01073: Listening on: *string*\n
Cause: Listener starting message.
Action: None

TNS-01074: Error listening on: *string*\n
Cause: Listener starting message.
Action: None

TNS-01075: Opened log file: *string*\n
Cause: Listener starting message.
Action: None

TNS-01076: Opened trace file: *string*\n
Cause: Listener starting message.
Action: None

TNS-01077: Opened parameter file: *string*\n
Cause: Listener starting message.
Action: None

TNS-01078: Opened name lookup file: *string*\n

Cause: Listener starting message.

Action: None

TNS-01079: Attempted to bequeath: *string*\n

Cause: Listener starting message.

Action: None

TNS-01080: Listener failed to start. See the error message(s) above...\n\n

Cause: Listener starting message.

Action: None

TNS-01081: Started with pid=*string*\n

Cause: Listener starting message.

Action: None

TNS-01082: Running in PROXY mode\n

Cause: Listener starting message.

Action: None

TNS-01083: Running in GSM mode\n

Cause: Listener starting message.

Action: None

TNS-01089: *string * string * string * string * string * string * number * string*

Cause: Listener logging message.

Action: None

TNS-01090: No longer listening on: *string*\n

Cause: Listener logging message.

Action: None

TNS-01091: Listener(VNCR option *number*) rejected Registration request from destination *string*\n

Cause: Listener logging message.

Action: None

TNS-01092: *string * string * string * string * number*

Cause: Listener logging message.

Action: None

TNS-01093: *string * string * number*

Cause: Listener logging message.

Action: None

TNS-01094: *string * number*

Cause: Listener logging message.

Action: None

TNS-01095: *string * string * string * number*

Cause: Listener logging message.

Action: None

TNS-01096: *string * string * string * string * string * number*

Cause: Listener logging message.

Action: None

TNS-01097: `\nTIMESTAMP * CONNECT DATA [* PROTOCOL INFO] * EVENT
[* SID] * RETURN CODE`

Cause: Listener logging message.

Action: None

TNS-01098: `TIMESTAMP * CONNECT DATA * ADDRESS * [PRESENTATION *]
COMMAND * ERROR\nTIMESTAMP * [INSTANCE NAME *] [ADDRESS *]
[PRESENTATION *] COMMAND * ERROR`

`\n-----`

Cause: Listener logging message.

Action: None

TNS-01099: *string * string * string * string * number*

Cause: Listener logging message.

Action: None

TNS-01100: **TNS returned error *number* when attempting to start the listener**

Cause: The bequeath (BEQ) mechanism that LSNRCTL uses to start the listener failed.

Action: If NS error code 12538 is also returned then the BEQ driver is not installed; call Oracle Worldwide Support as the BEQ driver should always be installed. If this is not the problem then the error is probably caused by the fact that the TNSLSNR executable cannot be found in the place expected in your platform's ORACLE environment. Verify that the full pathname of the TNSLSNR executable as displayed by LSNRCTL is correct.

TNS-01101: **Could not find listener name or service name *string***

Cause: The listener name or service name could not be resolved by name-lookup.

Action: Verify that the listener name or service name specified to LSNRCTL has the correct name and address defined in LISTENER.ORA or in TNSNAMES.ORA.

TNS-01102: **TNS application contacted was not the listener**

Cause: Another TNS application such as the Interchange was listening at the address contacted. There may be another TNS application listening at the address contacted and the data returned is not in the appropriate format.

Action: Verify that the listener name or service name specified to LSNRCTL has the correct name and address defined in LISTENER.ORA or in TNSNAMES.ORA.

TNS-01103: **Protocol specific component of the address is incorrectly specified**

Cause: The ADDRESS used to contact the listener is not correctly specified. This error occurs because the address fails to specify the destination of the listener. The address is well formed (for example, there are no missing parentheses) but it is missing a protocol specific component. For example, this is the error returned when the HOST component is missing from a TCP/IP address string.

Action: Edit the ADDRESS in LISTENER.ORA to include the required protocol-specific keywords. For more information about the keywords required by different protocol adapters, see the Oracle operating system specific documentation for your platform.

TNS-01106: Listener using listener name *string* has already been started

Cause: Another listener is already listening on one of the ADDRESSes specified.

Action: Shutdown the previous listener specified by the listener name before starting this one.

TNS-01107: A valid trace level was not specified

Cause: Failed to specify a valid trace level for the LSNRCTL trace command.

Action: Specify one of OFF, USER, ADMIN, or SUPPORT. Type "LSNRCTL help trace" for more information or consult Chapter 2 of this manual for an introduction to the concepts of tracing.

TNS-01108: Listener password prompt failed

Cause: Password not entered via tty

Action: Enter the listener password on a tty device

TNS-01109: Listener password encryption failed

Cause: Possibly garbled password entered

Action: Re-enter the listener password, using valid ASCII characters. If problem persists, contact Oracle Customer Support.

TNS-01110: Mismatch - password unchanged

Cause: New password and reentered new password are different"

Action: Re-enter the listener password, make sure that New password and reentered new password are the same

TNS-01111: Log status can either be ON or OFF

Cause: Failed to specify a log status value for the LSNRCTL log_status command.

Action: Specify one of ON or OFF. Type "LSNRCTL help set log_status" for more information or consult Chapter 2 of this manual for an introduction to the concepts of logging.

TNS-01112: Plug and play can either be ON or OFF

Cause: Failed to specify a valid value for the LSNRCTL use_plugandplay command.

Action: Specify one of ON or OFF. Type "LSNRCTL help set use_plugandplay" for more information.

TNS-01113: save_config_on_stop can either be ON or OFF

Cause: Failed to specify a valid value for the LSNRCTL save_config_on_stop command.

Action: Specify one of ON or OFF. Type "LSNRCTL help set save_config_on_stop" for more information.

TNS-01114: LSNRCTL could not perform local OS authentication with the listener

Cause: LSNRCTL failed to obtain system resources (heap memory, or shared memory) needed to perform local OS authentication with the listener.

Action: Make sure that system resources like shared memory and heap memory are available for LSNRCTL tool to execute properly.

TNS-01115: OS error *string* creating shared memory segment of *string* bytes with key *string*

Cause: The shared memory segment could not be created as requested. For example, a segment with the provided key may already exist, or the size may be outside of system allowed range.

Action: Use the error code to determine the exact cause of the problem. In certain cases the problem may be resolved by adjusting the system-imposed limits such as the maximum number of allowed shared memory segments, or their maximum and minimum sizes. In other cases, resources need to be freed up first for the operation to succeed.

TNS-01116: Listener alias name given as connect identifier is too long

Cause: The listener alias name you were attempting to resolve was too long.

Action: The maximum length of a listener alias name is 255 bytes; this limit has been exceeded. Use a smaller listener alias name.

TNS-01117: Invalid argument was specified for stop command

Cause: Failed to specify a valid argument for the LSNRCTL stop command.

Action: Make sure a valid argument is specified with stop command.

TNS-01150: The address of the specified listener name is incorrect

Cause: The address on which the listener attempted to listen contains a syntax error.

Action: For the listener name or service name specified to LSNRCTL, check that the address or connect descriptor is well-formed. You can find the listener name in LISTENER.ORA, or you can access the listener through the service name in TNSNAMES.ORA.

TNS-01151: Missing listener name, *string*, in LISTENER.ORA

Cause: The listener could not find the listener name specified.

Action: Make sure valid addresses on which to listen are specified for the listener name in LISTENER.ORA.

TNS-01152: All addresses specified for the listener name, *string*, failed

Cause: The listener failed to listen on any of the specified addresses.

Action: Make sure that another application is not listening on the addresses specified or check that the appropriate protocol adapters are installed. Turn on tracing and execute again for more information.

TNS-01153: Failed to process string: *string*

Cause: The string specified is not well-formed.

Action: Not normally visible to the user. For further details, turn on tracing and reexecute the operation. If error persists, contact Oracle Customer Support.

TNS-01154: SID detected in old format that is no longer supported

Cause: One of the SIDs was specified in an obsolete format.

Action: Check LISTENER.ORA for a line of the form: *sid* = (SID=(ORACLE_HOME=<oracle_home>)) OR *sid* = (SID_DESC=(ORACLE_HOME=<oracle_home>)) The above format is no longer supported and SID_LIST_<listener_name> format described in the Oracle9i Net Services Reference Guide should be used. For example, SID_LIST_LISTENER = (SID_LIST=(SID_DESC=(SID_NAME=*sid*)(ORACLE_HOME=<oracle_home>)))

TNS-01155: Incorrectly specified SID_LIST_string parameter in LISTENER.ORA

Cause: SID_LIST_<listener_name> in LISTENER.ORA has an error in it.

Action: Be sure this parameter is specified as described in the Oracle9i Net Services Reference Guide. For example, SID_LIST_LISTENER =

(SID_LIST=(SID_DESC=(SID_NAME=*sid*)(ORACLE_HOME=<oracle_home>)))

TNS-01156: Missing or inappropriate PROTOCOL, TIMEOUT or POOL_SIZE parameter from PRESPAWN_DESC

Cause: PRESPAWN_DESC in each SID_DESC does not have required fields.

Action: Be sure the parameters required for PRESPAWN_DESC are specified in each SID_DESC. For example, SID_LIST_LISTENER =

(SID_LIST=(SID_DESC=(SID_NAME=*sid*)(PRESPAWN_MAX=5)

(ORACLE_HOME=<oracle_home>)(PRESPAWN_DESC=(PROTOCOL=tcp)

(POOL_SIZE=10)(TIMEOUT=30))) Add or correct these parameters in the

LISTENER.ORA file

TNS-01157: Can only listen on *number* addresses - ignoring *string*

Cause: Too many addresses were given to listen on.

Action: Reduce the number of addresses to listen on and use another listener to listen on the remaining addresses.

TNS-01158: Internal connection limit reached, preventing dispatcher from connecting

Cause: The internal Oracle Net connection list is full. Too many dispatchers are connected to the listener; therefore, no more dispatchers are allowed to connect.

Action: For further details, turn on tracing and reexecute the operation. If error persists, contact Oracle Customer Support.

TNS-01159: Internal connection limit has been reached; listener has shut down

Cause: The internal Oracle Net connection list is full. The listener is configured to use too many Oracle Net connections.

Action: Reduce the number of listen addresses or services connected to the listener. For further details, turn on tracing and reexecute the operation. If error persists, contact Oracle Customer Support.

TNS-01160: Trace level was not specified

Cause: Failed to specify a trace level for the trace command.

Action: Specify one of OFF, USER, ADMIN, or SUPPORT. Users should not see this error if LSNRCTL is being used.

TNS-01161: Spawn alias *string* was not found. Check listener parameter file

Cause: The alias specified to spawn a program was not found in LISTENER.ORA.

Action: This is not seen in normal use of Oracle Net.

TNS-01162: Syntax error in the address resolved from the spawn alias: *string*

Cause: The alias specified to spawn a program was not a valid NVstring.

Action: This is not seen in normal use of Oracle Net.

TNS-01163: Failed to spawn process: *string*

Cause: The process failed to start correctly.

Action: This is not seen in normal use of Oracle Net.

TNS-01164: No spawn alias sent to listener

Cause: The spawn command was issued without an alias.

Action: This is not seen in normal use of Oracle Net.

TNS-01165: Spawn alias has no program name set in it

Cause: The spawn alias in LISTENER.ORA is incorrectly specified.

Action: This is not seen in normal use of Oracle Net.

TNS-01166: Listener rejected registration or update of service ACL

Cause: Received registration or update information could not be processed because it was invalid, or an internal error occurred.

Action: Not normally visible to the user. For further details, turn on tracing and restart the instance. If error persists, contact Oracle

TNS-01167: The command *string* is not supported by the listener contacted

Cause: The listener does not recognize the command.

Action: This is caused when a newer version of LSNRCTL contacts an old listener. Upgrade listener if executing this command is important.

TNS-01168: Cannot allocate memory

Cause: Sufficient memory could not be allocated to perform the desired activity.

Action: Either free some resource for TNS, or add more memory to the machine. For further details, turn on tracing and reexecute the operation.

TNS-01169: The listener has not recognized the password

Cause: The listener has the password security mechanism enabled and requires the correct password to execute any command other than VERSION. The user attempted to issue one of the privileged administrative commands, but could not be successfully authenticated with the password provided.

Action: If an authorized user is attempting the command, then use the SET PASSWORD command at the LSNRCTL prompt with the listener password. If you do not know the password, then you are trying to execute an inappropriate command.

TNS-01170: Event detection broke for address: *string*

Cause: The event detection mechanism for the address specified returned an error.

Action: Future attempts to detect events on this address will fail. The listener will deallocate the listen address and connections will no long be accepted for this address. This error is not normally visible to the user. For further details, turn on tracing and reexecute the operation. If error persists, contact Oracle Customer Support.

TNS-01171: Event detection broke for dispatcher: *string*

Cause: The event detection mechanism for the dispatcher specified returned an error.

Action: Future attempts to detect events on this dispatcher will fail. The listener will deallocate the dispatcher and connections will no long be redirected to this dispatcher. This error is not normally visible to the user. For further details, turn on tracing and reexecute the operation. If error persists, contact Oracle Customer Support.

TNS-01172: Listener has shut down since all listen addresses have been deallocated

Cause: The event detection mechanism broke and caused all listen addresses to be removed.

Action: Error 1170 has occurred and caused all the listen addresses to be deallocated. Since all the listen addresses have been removed, no more connections can be established to this listener so it shuts itself down. This error is not normally visible to the user. For further details, turn on tracing and reexecute the operation. If error persists, contact Oracle Customer Support.

TNS-01173: Missing or inappropriate PRESPAWN_MAX parameter from SID_DESC

Cause: PRESPAWN_MAX in each SID_DESC does not have required fields.

Action: Be sure the parameters required for PRESPAWN_DESC are specified in each SID_DESC. For example, SID_LIST_LISTENER = (SID_LIST=(SID_DESC=(SID_NAME=*sid*)(PRESPAWN_MAX=15)(ORACLE_HOME=<oracle_home>)(PRESPAWN_DESC=(PROTOCOL=tcp)(POOL_SIZE=10)(TIMEOUT=30)))) Add or correct these parameters in the LISTENER.ORA file

TNS-01174: The sum of the POOL_SIZEs from each PRESPAWN_DESC is greater than the PRESPAWN_MAX

Cause: The minimum value for PRESPAWN_MAX should be the sum of the POOL_SIZEs.

Action: Be sure the parameters required for PRESPAWN_DESC are specified in each SID_DESC. For example, SID_LIST_LISTENER = (SID_LIST=(SID_DESC=(SID_NAME=*sid*)(PRESPAWN_MAX=15)(ORACLE_HOME=<oracle_home>)(PRESPAWN_DESC=(PROTOCOL=tcp)(POOL_SIZE=10)(TIMEOUT=30))(PRESPAWN_DESC=(PROTOCOL=ipc)(POOL_SIZE=5)(TIMEOUT=15)))) Add or correct these parameters in the LISTENER.ORA file

TNS-01175: Password unchanged\n

Cause: Unable to set the new password

Action: Be sure to see that the new password has legal ASCII characters. Try to set the password again.

TNS-01176: Error in loading the new parameter value\n

Cause: Illegal values given for the parameters

Action: Make sure that the parameter values are valid refer to the manual for the legal values for parameters

TNS-01177: Log Status is OFF. Log file/directory unchanged\n

Cause: Log status needs to be set ON for changing the log file

Action: use command set log_status ON to set the log status of the listener ON.

TNS-01178: Trace Level is 0. Trace file/directory unchanged\n

Cause: Trace Level needs to be set for changing the trace file/directory

Action: use command set trc_level ON to set the trace level

TNS-01179: Listener cannot load instance class "string"\n

Cause: Instance tried to register as a class unknown to listener.

Action: check LISTENER.ORA and/or instance configuration, and reference platform documentation to find the instance classes available for the listener on this platform.

TNS-01180: Missing listener object *string* in Directory Server

Cause: The listener could not find the listener object specified.

Action: Make sure the listener object is present in the Directory Server.

TNS-01181: Internal registration connection limit reached

Cause: The number of registration connections has reached the maximum. No more registrations are allowed until some of the existing registration connections are completed.

Action: Disconnect existing registration connections if they are no longer needed.

TNS-01182: Listener rejected registration of service "*string*"

Cause: Received registration information could not be processed because it was invalid, or an internal error occurred.

Action: Not normally visible to the user. For further details, turn on tracing and restart the instance. If error persists, contact Oracle Customer Support.

TNS-01183: Listener rejected registration or update of instance "*string*"

Cause: Received registration or update information could not be processed because it was invalid, or an internal error occurred.

Action: Not normally visible to the user. For further details, turn on tracing and restart the instance. If error persists, contact Oracle Customer Support.

TNS-01184: Listener rejected registration or update of service handler "*string*"

Cause: Received registration or update information could not be processed because it was invalid, or an internal error occurred.

Action: Not normally visible to the user. For further details, turn on tracing and restart the instance. If error persists, contact Oracle Customer Support.

TNS-01185: Registration attempted from a remote node

Cause: It was determined that the registering instance is not located on the same node as the listener. It is required that the instance be colocated with the listener for this type of service registration.

Action: Check the configuration of the registering instance. Ensure that local_listener parameter specifies only local listeners. Use remote_listener parameter to specify remote listeners.

TNS-01186: Client connection was dropped based on a filtering rule

Cause: Listener was configured with a filtering rule which explicitly specified that the client connection should be terminated without returning an error to the client.

Action: Modify the filtering rules if the client should be allowed access to the requested service.

TNS-01187: No proxy service handler available

Cause: One of the following conditions has occurred: - the proxy service was not registered - the proxy service was registered, but was blocking new connections - all of the registered proxy service handlers were blocking new connections

Action: If the proxy service is not registered it may need to be restarted. If the proxy service handlers are busy and not accepting new connections more of them may need to be started to handle the load.

TNS-01188: Listener cannot operate with incompatible transport protocols

Cause: Listener was configured with multiple listening addresses with different and incompatible transport protocols. Listener cannot operate efficiently in such configuration.

Action: Modify the existing listener configuration by removing the listening address that caused the error. Configure a separate listener to listen on this address.

TNS-01189: The listener could not authenticate the user

Cause: The user attempted to issue a privileged administrative command, but could not be successfully authenticated by the listener using the local OS authentication mechanism. This may occur due to one of the following reasons: 1. The user is running a version of LSNRCTL that is lower than the version of the listener. 2. The user is attempting to administer the listener from a remote node. 3. The listener could not obtain the system resources needed to perform the authentication. 4. The local network connection between the listener and LSNRCTL was terminated unexpectedly during authentication message exchange, such as if LSNRCTL program was suddenly aborted. 5. The communication between the listener and LSNRCTL is being intercepted by a malicious user. 6. The software that the user is running is not following the authentication protocol, indicating a malicious user.

Action: Make sure that administrative commands are issued using the LSNRCTL tool that is of a version equal or greater than the version of the listener, and that the tool and the listener are running on the same node. You can issue the VERSION command to find out the version of the listener. If a malicious user is suspected, use the information provided in the listener log file to determine the source and nature of the requests. Enable listener tracing for more information. If the error persists, contact Oracle Support Services.

TNS-01190: The user is not authorized to execute the requested listener command

Cause: Most of the listener administrative commands are only intended to be issued by privileged users, for example DBAs or system administrators. If the listener password is not set, then the listener only accepts administrative requests from LSNRCTL running with the same OS credentials, or running as a local administrator (also referred to as super user).

Action: If an authorized user is attempting the command, then make sure that LSNRCTL is executed with the same OS user credentials as the running listener, or as a local administrator.

TNS-01191: Failed to initialize the local OS authentication subsystem

Cause: Initialization of the security subsystem failed during listener startup or reload. The listener could not obtain system resources (memory, or file descriptors) needed for local OS authentication security mechanism.

Action: Make sure that system resources like shared memory and heap memory are available for listener to execute properly. For further details, turn on tracing and execute the operation again. If the error persists, contact Oracle Support Services.

TNS-01192: Missing SID_LIST_ value left of equation for SID description in LISTENER.ORA

Cause: SID description in LISTENER.ORA had an error in it.

Action: Make sure the lines of code in LISTENER.ORA containing SID_DESC or SID begin with SID_LIST_ <listener_name> on the left side of the equation. For example, SID_LIST_LISTENER=(SID_LIST=(SID_DESC=(SID_NAME=*sid*) (ORACLE_HOME=<oracle_home>)))

TNS-01193: Listener cannot operate with specified secure transport

Cause: Listener was configured with transport protocols which are either invalid or none of the secure transport protocols are present in listening addresses.

Action: Modify the existing listener configuration by specifying a valid transport protocol in secure transport list.

TNS-01194: The listener command did not arrive in a secure transport

Cause: Most of the listener administrative commands are only intended to be issued in a secure transport, which are configured in `secure_control_` parameter. If the parameter is set, then the listener accepts administrative requests only on those secure transports.

Action: Make sure the command is issued using a transport specified in secure transport list.

TNS-01196: Unable to initialize GSM IPC channel

Cause: IPC API returned an error

Action: Not normally visible to the user. For further details, turn on tracing and restart the instance. If error persists, contact Oracle Support Services.

TNS-01197: Listener failed to create the end point

Cause: Internal error. Unable to get subnet mask for the ip address.

Action: OS failure. Turn on tracing for further details

TNS-01198: Listener failed to initialize valid node list

Cause: VNCR options are not properly initialized in listener.ora or OS API failed.

Action: Check VNCR options i.e. `valid_node_checking_for_registration`, `registration_invited_nodes`, `registration_excluded_nodes` in listener.ora For further details, turn on tracing.

TNS-01199: Warning! Different databases have registered the same service

Cause: Different databases have registered the same service.

Action: In a multitenant container database (CDB) setup, this error indicates the usage of identical Oracle Net service name by multiple CDBs. The default Oracle Net service name for a pluggable database (PDB) in a CDB is derived from PDB name, so ensure that multiple CDBs registering with the same listener are not using identical PDB names. However, this error can be safely ignored if the usage of identical Oracle Net service name across multiple databases is intentional.

TNS-01200: The listener must be suid root

Cause: The ownership privileges of the TNSLSNR executable are incorrect.

Action: Contact your DBA or system administrator to change the ownership of the file to be suid root and restart the listener. This action is necessary because the user that started the process should claim ownership.

TNS-01201: Listener cannot find executable *string* for SID *string*

Cause: The executable for the Oracle dedicated server process cannot be found.

Action: Check the appropriate `SID_DESC` in LISTENER.ORA to make sure that the `ORACLE_HOME` component is pointing to a valid location. If this component is not set, then check the value of the `ORACLE_HOME` environment variable.

TNS-01202: Missing the dba group (*string*) specified by DBA_GROUP in SID_DESC

Cause: The dba group specified is missing from /ETC/GROUP.

Action: Check the DBA_GROUP parameter in the SID_DESC in LISTENER.ORA and verify it has a valid entry in /ETC/GROUP.

TNS-01203: Missing the account (*string*) specified by DEFAULT_USER_ACCOUNT in SID_DESC

Cause: The unprivileged OS account is missing from /etc/passwd.

Action: Check the DEFAULT_USER_ACCOUNT parameter in the SID_DESC in LISTENER.ORA and verify it has a valid entry in /etc/passwd. This is the account that the Oracle shadow process will be started with if the the connecting client has database privileges or does not exist on this machine.

TNS-01204: Unprivileged account (*string*) is in dba group (*string*)

Cause: The unprivileged account has DBA privileges. The unprivileged account specified by DEFAULT_USER_ACCOUNT in the SID_DESC in LISTENER.ORA is a member of the dba group specified by DBA_GROUP in SID_DESC. The unprivileged account cannot belong to the dba group because this would be a security violation with OPS\$ logins.

Action: Remove the unprivileged account from the dba group.

TNS-01250: Failed to get ADR Path for trace/alert directory

Cause: The diagnosability API to get the service path returned an error

Action: None

TNS-01251: Cannot set trace/log directory under ADR

Cause: ADR trace and log directories cannot be set by the user.

Action: None

TNS-01300: \nERROR at *string*\n

Cause: Listener logging message.

Action: None

TNS-01301: TNS error structure:

Cause: Listener logging message.

Action: None

TNS-01302: nr err code: *number*

Cause: Listener logging message.

Action: None

TNS-01303: ns main err code: *number*

Cause: Listener logging message.

Action: None

TNS-01304: ns secondary err code: *number*

Cause: Listener logging message.

Action: None

TNS-01305: nt main err code: *number*

Cause: Listener logging message.

Action: None

TNS-01306: nt secondary err code: *number*

Cause: Listener logging message.

Action: None

TNS-01307: nt OS err code: *number*

Cause: Listener logging message.

Action: None

TNS-01400: Instance "*string*"\t\t has *number* handlers.

Cause: Control program status message.

Action: None

TNS-01401: Class: *string*

Cause: Control program status message.

Action: None

TNS-01402: TYPE: *string*

Cause: Control program status message.

Action: None

TNS-01403: Load: *string*

Cause: Control program status message.

Action: None

TNS-01404: Max Load: *string*

Cause: Control program status message.

Action: None

TNS-01405: Host: *string*

Cause: Control program status message.

Action: None

TNS-01406: ID: *string*

Cause: Control program status message.

Action: None

TNS-01407: Status: *string* Total handlers: *string* Relevant handlers: *string*

Cause: Control program status message.

Action: None

TNS-01408: Instance "*string*", status *string*, has *string* handler(s) for this service...

Cause: Control program status message.

Action: None

TNS-01409: Instance "*string*"

Cause: Control program status message.

Action: None

TNS-01410: Service "*string*"\t\thas *number* instances.

Cause: Control program status message.

Action: None

TNS-01411: Service "*string*" has *number* instance(s).

Cause: Control program status message.

Action: None

TNS-01412: Handler(s):

Cause: Control program status message.

Action: None

TNS-01413: "*string*" established:*string* refused:*string* current:*string* max:*string* state:*string*

Cause: Control program status message.

Action: None

TNS-01414: "*string*", state *string*, established *string*, refused *string*, current *string*, max *string*

Cause: Control program status message.

Action: None

TNS-01415: Listening Endpoints Summary... \n

Cause: Control program status message.

Action: None

TNS-01416: Process ID *string*\n

Cause: Control program status message.

Action: None

TNS-01417: "*string*" established:*string* refused:*string* state:*string*

Cause: Control program status message.

Action: None

TNS-01418: Proxy service "*string*" has *number* instance(s).

Cause: Control program status message.

Action: None

TNS-01419: Instance "*string*": *string* failure(s), status *string*...

Cause: Control program status message.

Action: None

TNS-01420: Presentation: *string*

Cause: Control program status message.

Action: None

TNS-01421: Session: *string*

Cause: Control program status message.

Action: None

TNS-01422: Default Service *string*\n
Cause: Control program status message.
Action: None

TNS-01423: ACL(s):
Cause: Control program status message.
Action: None

TNS-01424: *string* has *string* item(s)
Cause: Control program status message.
Action: None

TNS-01441: Number of filtering rules currently in effect: *number*
Cause: Control program status message
Action: None

TNS-01442: No filtering rules currently in effect.
Cause: Control program status message
Action: None

TNS-02020: set displaymode RAW | COMPAT | NORMAL | VERBOSE: output mode for lsnrctl display\n
Cause: Control program usage message.
Action: None

TNS-02021: DIRECT_HANDOFF can be either ON or OFF.\n
Cause: Invalid value for the LSNRCTL direct_handoff parameter.
Action: Specify one of ON or OFF.

TNS-02022: show rules: Show rules that are currently in effect\n
Cause: Control program usage message.
Action: None

TNS-02023: shutdown [<listener_name>] : shutdown all non-admin endpoints of listener\n
Cause: Control program usage message.
Action: None

TNS-02401: gbname *string* too long, allowed *number* characters
Cause: gbname or domain name too long.
Action: Check the gbname parameter in listener.ora, shorten it.

TNS-02402: Bad CLBGNAMEs parameter in tnsnames.ora
Cause: CLBGNAMEs parameter in tnsnames.ora is bad.
Action: Check the CLBGNAMEs parameter format and correct it. Make sure that the tnsnames.ora file is there.

TNS-02403: Bad alias *string* or alias not present in tnsnames.ora
Cause: An alias was expected in tnsnames.ora but was not found or was not correctly formed.

Action: Check the tnsnames.ora for the alias and make sure it is correctly formed.

TNS-02404: Service *string* contains no local handlers

Cause: The listener found no suitable handler to redirect to.

Action: Make sure that there is at least one handler for this node.

TNS-02405: GMS call failed, check GMS logs.

Cause: A GMS call made by the listener failed.

Action: Check if the GMS is up and running. See GMS-client trace files for more information.

TNS-02501: Authentication: no more roles

Cause: When a process attempted to retrieve a role from the authentication service, no more were available.

Action: None. This error is used internally and occurs in the normal course of events.

TNS-02502: Authentication: unable to find initialization function

Cause: The native authentication service was unable to call the initialization function for the specified service because it does not exist.

Action: If this service adaptor came directly from Oracle, contact Oracle Customer Support, as this error should never happen. Otherwise, add an initialization function for the service being used.

TNS-02503: Parameter retrieval failed

Cause: The native service layer was unable to retrieve a parameter from a configuration file.

Action: If it is possible, enable tracing and attempt to reproduce the problem. In any event, contact Oracle Customer Support.

TNS-02504: Parameter count retrieval failed

Cause: The native service layer was unable to determine the number of arguments given for a configuration parameter.

Action: If it is possible, enable tracing and attempt to reproduce the problem. In any event, contact Oracle Customer Support.

TNS-02505: Authentication: null context pointer provided

Cause: The function nau_ini() was passed a null pointer as the pointer to the context that it is supposed to use.

Action: Call nau_ini() with a pointer to a context structure.

TNS-02506: Authentication: no type string

Cause: An authentication context structure does not contain a string that describes the authentication service being used.

Action: If it is possible, enable tracing and attempt to reproduce the problem. In any event, contact Oracle Customer Support.

TNS-02507: Encryption: algorithm not installed

Cause: After picking an algorithm, the server was unable to find an index for it in its table of algorithms. This should be impossible because the algorithm was chosen (indirectly) from that list.

Action: Not normally visible to the user. For further details, turn on tracing and reexecute the operation. If error persists, contact Oracle Customer Support.

TNS-02508: Encryption: server negotiation response in error

Cause: The server's response in negotiation was in error.

Action: Not normally visible to the user. For further details, turn on tracing and reexecute the operation. If error persists, contact Oracle Customer Support.

TNS-02509: Authentication: invalid process state

Cause: The state in which a process is running does not correspond to any of the values which are valid.

Action: If it is possible, enable tracing and attempt to reproduce the problem. In any event, contact Oracle Customer Support.

TNS-02510: Invalid numeric data type

Cause: The type of a piece of numeric data that was received does not correspond to one of the valid values.

Action: If it is possible, enable tracing and attempt to reproduce the problem. In any event, contact Oracle Customer Support.

TNS-02511: Invalid data type

Cause: The type of a piece of data that was received or to be transmitted did not correspond to any of the correct values.

Action: If it is possible, enable tracing and attempt to reproduce the problem. In any event, contact Oracle Customer Support.

TNS-02512: Invalid status received

Cause: A process received a value as a status flag which was unknown.

Action: If it is possible, enable tracing and attempt to reproduce the problem. In any event, contact Oracle Customer Support.

TNS-02513: Requested data type does not match retrieved type

Cause: A service requested data whose type does not match that of the segment which was sent from the other process.

Action: If it is possible, enable tracing and attempt to reproduce the problem. In any event, contact Oracle Customer Support.

TNS-02514: Invalid packet received

Cause: A process received a data packet which was not meant for the native services layer.

Action: If it is possible, enable tracing and attempt to reproduce the problem. In any event, contact Oracle Customer Support.

TNS-02515: Encryption/crypto-checksumming: unknown control type

Cause: An encryption or crypto-checksumming algorithm "control" function was called, but did not recognize the "type" argument it was given.

Action: Not normally visible to the user. For further details, turn on tracing and reexecute the operation. If error persists, contact Oracle Customer Support.

TNS-02516: No data available

Cause: A native service attempted to retrieve data but no data was available to be received.

Action: The error is not normally visible as it usually is only used to signal the end of a data stream. If the error becomes visible, enable tracing to reproduce the problem and contact Oracle Customer Support.

TNS-02517: key smaller than requested size

Cause: The key returned by negotiation was smaller than the size requested by some service (either encryption or crypto-checksumming).

Action: The error is not normally visible. If the error persists, enable tracing to reproduce the problem and contact Oracle Customer Support.

TNS-02518: key negotiation error

Cause: An error occurred while the two sides of the connection were negotiating an encryption or crypto-checksumming key.

Action: The error is not normally visible. If the error persists, enable tracing to reproduce the problem and contact Oracle Customer Support.

TNS-02519: no appropriate key-negotiation parameters

Cause: No appropriate key-negotiation parameters are available for the key size requested either by encryption or by crypto-checksumming.

Action: The error is not normally visible. Enable tracing to reproduce the problem and contact Oracle Customer Support.

TNS-02520: encryption/crypto-checksumming: no Diffie-Hellman seed

Cause: The "sqlnet.crypto_seed" parameter is missing from the SQLNET.ORA parameters file.

Action: Add this line to SQLNET.ORA: sqlnet.crypto_seed = "randomly-chosen text"

TNS-02521: encryption/crypto-checksumming: Diffie-Hellman seed too small

Cause: The "sqlnet.crypto_seed" parameter in the SQLNET.ORA parameter file for Oracle Net is too small.

Action: Add more randomly-chosen text to it.

TNS-02524: Authentication: privilege check failed

Cause: An error occurred when the authentication service attempted to verify that a user had a specific database privilege.

Action: This error should not happen normally. Enable tracing and attempt to repeat the error. Contact Customer Support.

TNS-02525: encryption/crypto-checksumming: self test failed

Cause: The encryption/crypto-checksumming service detected an error while running tests on the active encryption or checksumming algorithm.

Action: Contact Customer Support.

TNS-02526: server proxy type does not match client type

Cause: The authentication type selected by the server does not match that picked by the client.

Action: Contact Oracle Customer Support

TNS-03501: OK

Cause: The operation succeeded.

Action: No action necessary.

TNS-03502: Insufficient arguments. Usage: tnsping *address* [*count*]

Cause: Some required command-line arguments are missing.

Action: Re-enter the command using the correct arguments.

TNS-03503: Could not initialize NL

Cause: The network library could not be initialized.

Action: This is an internal error which should not normally be visible. Ensure that memory is available to run the application and that there are no other operating system problems, and then attempt the command again.

TNS-03504: Service name too long

Cause: The service name you are attempting to ping is too long.

Action: Re-enter the command using the correct service name.

TNS-03505: Failed to resolve name

Cause: The service name you provided could not be found in TNSNAMES.ORA, an Oracle Names server, or a native naming service.

Action: Verify that you entered the service name correctly. You may need to ensure that the name was entered correctly into the network configuration.

TNS-03506: Failed to create address binding

Cause: The TNSPING utility found the requested address or service name, but received an internal error when trying to use it.

Action: This is an internal error which should not normally be visible. Ensure that memory is available to run the application and that there are no other operating system problems, and then attempt the command again.

TNS-03507: Failure looking for ADDRESS keyword

Cause: The TNS address did not contain an ADDRESS keyword.

Action: If you entered the TNS address on the command line, be sure that the syntax is correct. If you entered a service name on the command line, the address contains the wrong information. You should verify that the information was entered correctly.

TNS-03508: Failed to create address string

Cause: The TNSPING utility received an internal error when generating an address.

Action: This is an internal error which should not normally be visible. Ensure that memory is available to run the application and that there are no other operating system problems, and then attempt the command again.

TNS-03509: OK (*number msec*)

Cause: The operation succeeded, in this amount of time.

Action: No action necessary.

TNS-03510: Failed due to I/O error

Cause: An I/O operation failed, perhaps due to a resource failure or premature window termination.

Action: This is an internal error which should not normally be visible. Do not close the TNSPING window before all I/O operations have completed.

TNS-03511: Used parameter files:\nstring\n

Cause: Prints out the path of the parameter files(sqlnet.ora,tnsnames.ora) used in the process of resolving the NAME.

Action: None

TNS-03512: Used *string* adapter to resolve the alias \n

Cause: Prints out the name of the adapter which resolved the TNS alias.

Action: None

TNS-03513: Attempting to contact *string* \n

Cause: Attempting to contact a given TNS address.

Action: None

TNS-03601: Failed in route information collection

Cause: The route could either not connect, or encountered an unsupported version of Oracle Net.

Action: Check if Oracle Net along all nodes is version 2.3 or greater.

TNS-03602: Insufficient arguments. Usage: *troute address*

Cause: Some required command-line arguments are missing.

Action: Re-enter the command using the correct arguments.

TNS-03603: Encountered a node with a version earlier than SQL*Net 2.3

Cause: Versions of SQL*Net before 2.3 do not support *troute*.

Action: Find the node that isn't responding to *troute*.

TNS-04001: *string*

Cause: CMCTL general message.

Action: None

TNS-04002: The command completed successfully.

Cause: Not applicable.

Action: None

TNS-04003: Syntax Error.

Cause: The command issued has a wrong syntax.

Action: Check for the command issue syntax, and correct the problem.

TNS-04004: Unable to encrypt the supplied password.

Cause: The password that was supplied to the ADMINISTER command could not be encrypted.

Action: Change the password to something acceptable. See Oracle Net Services documentation for valid password values.

TNS-04005: Unable to resolve address for *string*.

Cause: The alias name supplied with the ADMINISTER command could not be resolved to an Oracle Connection Manager address.

Action: Check if your an entry for the alias is present in either CMAN.ORA file or in TNSNAMES.ORA file.

TNS-04006: Invalid password

Cause: The password given with the ADMINISTER command could not be verified by the Oracle Connection Manager instance.

Action: Retry with the correct password.

TNS-04007: Internal error *number*.

Cause: Not normally visible to the user.

Action: If error persists, contact Oracle Support Services.

TNS-04008: *string* | *string*

Cause: String parameter value.

Action: None

TNS-04009: *string* | *number*

Cause: Integer parameter value.

Action: None

TNS-04010: Command cannot be issued before the ADMINISTER command.

Cause: A command was issued before administering the Oracle Connection Manager instance.

Action: Enter the ADMINISTER command before retrying this command.

TNS-04011: Oracle Connection Manager instance not yet started.

Cause: A command was issued when Oracle Connection Manager was not yet started or already shutdown.

Action: Start Oracle Connection Manager.

TNS-04012: Unable to start Oracle Connection Manager instance.

Cause: CMCTL was unable to start the Oracle Connection Manager instance. Some of the possible reasons include: cadmin not present in ORACLE_HOME/bin, Invalid parameter in configuration repository, wrong parameter values, or log directory not present.

Action: 1. Check whether log directory is present, and is writable. Log directory can be found at ORACLE_HOME/network/log, or as specified by the LOG_DIRECTORY parameter in CMAN.ORA. 2. Turn on logging or tracing to get more information about this error. 3. Correct any parameter errors (or mismatched paranthesis), and retry starting Oracle Connection Manager. 4. If the problem persists, contact Oracle Support Services.

TNS-04013: CMCTL timed out waiting for Oracle Connection Manager to start

Cause: Oracle Connection Manager internal registrations have not been completed.

Action: Turn on logging or tracing to get more information about this error. If the problem persists, contact Oracle Support Services.

TNS-04014: Current instance *string* is already started

Cause: An ADMINISTER command was issued to administer an Oracle Connection Manager instance that is already started.

Action: None

TNS-04015: Current instance *string* is not yet started

Cause: An ADMINISTER command was issued to an instance that has not yet been started.

Action: None

TNS-04016: Connecting to *string*

Cause: CMCTL is connecting to the the specified Oracle Connection Manager address.

Action: None

TNS-04017: Please wait. Shutdown in progress.

Cause: A command which cannot be used while Oracle Connection Manager is shutting down was issued.

Action: Wait for some time before retrying the command.

TNS-04018: Instance already started

Cause: The STARTUP command was issued to an instance which was already started.

Action: None

TNS-04019: Starting Oracle Connection Manager instance *string*. Please wait...

Cause: The STARTUP command was issued for an Oracle Connection Manager instance. CMCTL is waiting for the instance to start.

Action: None

TNS-04020: CMCTL Version: *number.number.number.number.number*

Cause: None.

Action: None

TNS-04021: The SET command is unsuccessful for parameter *string*.

Cause: The value set for the parameter was out of range.

Action: See Oracle Net Services documentation for value ranges for the parameters.

TNS-04022: *string* parameter *string* set to *string*.

Cause: Parameter value was successfully set.

Action: None

TNS-04023: Command failed.

Cause: The command issued failed to complete successfully.

Action: Retry command. If problem persists, contact Oracle Support Services.

TNS-04037: Connections refer to *string*.

Cause: The ADMINISTER command resolved to the address in the specified message string.

Action: None

TNS-04044: Specified gateways do not exist.

Cause: One or more specified gateway IDs do not exist.

Action: Specify correct gateway IDs.

TNS-04045: Invalid specification of time

Cause: The time specified with the GT (greater than) option was invalid.

Action: Check Oracle Net Services documentation for valid time specification.

TNS-04046: Invalid specification for source

Cause: The source specified with the FROM option was invalid.

Action: Check Oracle Net Services documentation for valid source specification.

TNS-04047: Invalid specification for destination

Cause: The destination specified with the TO option was invalid.

Action: Check Oracle Net Services documentation for valid destination specification.

TNS-04048: Specified service does not exist.

Cause: The service specified with the FOR option did not exist.

Action: None

TNS-04049: Specified connections do not exist

Cause: One or more connection IDs do not exist.

Action: None

TNS-04050: Invalid specification for gateway ID.

Cause: The gateway ID specified is invalid.

Action: Check Oracle Net Services documentation for a valid gateway ID specification.

TNS-04063: Remote administration disabled in the Oracle Connection Manager instance.

Cause: CMCTL attempted to connect to a remote Oracle Connection Manager instance in which remote administration was disabled.

Action: Set parameter remote_admin=on in the remote instance before starting it.

TNS-04064: The number of CMCTL sessions exceeds MAX_CMCTL_SESSIONS.

Cause: The Oracle Connection Manager instance already has MAX_CMCTL_SESSIONS number of CMCTLs connected to it.

Action: Use an already connected CMCTL, or, use a higher value for the parameter MAX_CMCTL_SESSIONS in the CMAN.ORA file.

TNS-04065: The number of remote CMCTL sessions exceeds (MAX_CMCTL_SESSIONS-1)

Cause: The Oracle Connection Manager instance already has (MAX_CMCTL_SESSIONS-1) number of remote CMCTL sessions connected to it.

Action: Use an already connected CMCTL, or, use a higher value for the parameter MAX_CMCTL_SESSIONS in the CMAN.ORA file.

TNS-04066: The following log events can be enabled or disabled:

Cause: None

Action: None

TNS-04067: Number of connections: *number*.

Cause: Either no information qualifier (COUNT/DETAIL) was present in SHOW CONNECTIONS command, or, COUNT was used as the information qualifier.

Action: None

TNS-04068: Cannot start an Oracle Connection Manager instance remotely.

Cause: CMCTL was used to start Oracle Connection Manager instance in a remote host.

Action: Use a local CMCTL to start the Oracle Connection Manager.

TNS-04069: Sleeping for *number* seconds...

Cause: CMCTL is idle for specified seconds. This feature is only provided for testing purposes.

Action: None

TNS-04070: Cannot administer a remote Oracle Connection Manager instance which is not yet started.

Cause: An attempt was made to administer a remote Oracle Connection Manager instance which is not yet started.

Action: Use a local CMCTL session to start the Oracle Connection Manager instance before trying to administer it remotely.

TNS-04071: Connections closed successfully. Number closed: *number*.

Cause: The specified connections were closed successfully.

Action: None

TNS-04072: Unable to suspend atleast one of the gateways.

Cause: CMCTL was unable to suspend one or more gateways. Possible reason could be suspending a gateway that was already suspended or suspending a gateway that was not present.

Action: Turn on tracing and logging, retry operation. Information in the log files would help.

TNS-04073: Passwords do not match.

Cause: The new password and its confirmation do not match

Action: Use SET PASSWORD again.

TNS-04074: Invalid value for the parameter *string*.

Cause: The parameter value set using the SET command is invalid.

Action: See Oracle Net Services documentation for the valid values of the parameter.

TNS-04075: Cannot use ADMINISTER directly from the command line.

Cause: ADMINISTER can only be issued from the CMCTL> prompt.

Action: Use the -c option with any command instead of ADMINISTER.

TNS-04076: Invalid specification for state.

Cause: The state specified with "in" option is invalid.

Action: Check Oracle Net Services documentation for valid state specification.

TNS-04077: WARNING: No password set for the Oracle Connection Manager instance.

Cause: A connection to the Oracle Connection Manager instance was made with no password from the user.

Action: Ignore the warning if the Oracle Connection Manager is secure enough. Otherwise, use SET PASSWORD command to set a new password for the instance.

TNS-04078: Unable to resume atleast one of the gateways.

Cause: CMCTL was unable to resume one or more gateways. Possible reason could be resuming a gateway that was ready for connections, or resuming a gateway that was not present.

Action: Turn on tracing and logging, retry operation. Information in the log files would help.

TNS-04079: Cannot administer Oracle Connection Manager with no CMAN.ORA, and port = *number*.

Cause: CMAN.ORA is not present or address not configured in CMAN.ORA, and the net service name in the TNSNAMES.ORA contains a nondefault Oracle Connection Manager port.

Action: Either change the TNSNAMES.ORA entry to use the default port, or configure the CMAN.ORA file with the Oracle Connection Manager's address.

TNS-04080: Failed to reload

Cause: Oracle Connection Manager failed to reload the new configuration due to errors in the configuration file.

Action: Set log_level to support and retry operation. Error encountered will be logged in the log file of CMADMIN.

TNS-04081: Event groups:

Cause: None

Action: None

TNS-04082: *string* event *string* set to *string*.

Cause: Event value was successfully set.

Action: None

TNS-04083: Failed to save password

Cause: Oracle Connection Manager failed to save the password in the configuration file.

Action: Check for the permissions on the configuration file. The file should have WRITE permissions.

TNS-04084: WARNING: Non-reloadable parameters have retained their values.

Cause: Values of non-reloadable parameters were changed, or, one or more non-reloadable parameters having non-default values were added to the parameter file.

Action: See Oracle Net Services documentation for a list of non-reloadable parameters.

TNS-04085: Password not changed since last save.

Cause: Password has not been changed since it was last saved.

Action: None

TNS-04086: Invalid value for the event *string*.

Cause: The event value set using the SET EVENT command is invalid.

Action: See Oracle Net Services documentation for the valid values of the event.

TNS-04087: Unable to shutdown atleast one of the gateways.

Cause: CMCTL was unable to shutdown one or more gateways. Possible reason could be shutting down a gateway that was not present.

Action: Turn on tracing and logging, retry operation. Information in the log files would help.

TNS-04088: Unable to close atleast one of the connections.

Cause: CMCTL was unable to close one or more connections. Possible reason could be closing a connection that was not present.

Action: Turn on tracing and logging, retry operation. Information in the log files would help.

TNS-04089: Alias name too long.

Cause: User entered an alias name that exceeded 64 characters.

Action: Retry with a shorter alias name. Alias names have to be less than 65 characters.

TNS-04140: Migration completed successfully.

Cause: CMMIGR has successfully completed the migration of the old CMAN.ORA file to the new format.

Action: None

TNS-04141: Unable to find CMAN.ORA file.

Cause: CMMIGR was not able to find CMAN.ORA file.

Action: Check whether CMAN.ORA file is present in \$TNS_NAME/admin, or in \$ORACLE_HOME/network/admin, or in the path specified in the command line.

TNS-04142: CMAN.ORA file has an invalid format.

Cause: CMMIGR was unable to recognize the format of CMAN.ORA file.

Action: Check for the syntax errors in CMAN.ORA file, and correct them.

TNS-04143: Unable to write the new CMAN.ORA file.

Cause: CMMIGR was unable to create the new CMAN.ORA file due to insufficient permissions.

Action: Set WRITE permissions to the directory in which CMAN.ORA file is to be written.

TNS-04144: Nothing to migrate

Cause: CMMIGR did not find anything in the old CMAN.ORA file that has an equivalent in the new format.

Action: None

TNS-04201: Trace Assistant Usage ERROR: Missing File name\n

Cause: Trace file name argument is missing

Action: Put the trace file name as the last command line argument for for this tool.

TNS-04202: Trace Assistant Usage ERROR: Not enough arguments \n

Cause: The *file name* and/or the *options* arguments are missing

Action: Put the right number of command line arguments.

TNS-04203: Trace Assistant Usage ERROR: Invalid options \n

Cause: The options provided are not valid

Action: Check the valid options for this tool.

TNS-04204: Trace Assistant Internal ERROR: Couldn't Open trace file\n

Cause: The trace file name given doesn't exist or it is not accessible for this user.

Action: Check the spelling, and permissions of the trace file.

TNS-04205: Trace Assistant Internal ERROR: Memory\n

Cause: Possible memory problem

Action: Verify the amount of available memory on the system.

TNS-04206: Trace Assistant Internal ERROR: Packet Type\n

Cause: The packet type read by trcAsst is not valid.

Action: Verify that your trace file is not corrupted. If trace file looks OK, with not strange characters in it, contact World Wide Support and provide trace file to them.

TNS-04207: Trace Assistant Internal ERROR: Packet Length\n

Cause: The packet being decode is corrupted.

Action: Verify that your trace file is not corrupted. If trace file looks OK, with not strange characters in it, contact World Wide Support and provide trace file to them.

TNS-04208: Trace Assistant Internal ERROR: Fatal\n

Cause: Fatal internal error

Action: Contact World Wide Support.

TNS-04209: Trace Assistant Internal ERROR: Type Error \n

Cause: Internal type error,

Action: Contact World Wide Support.

TNS-04210: Trace Assistant Internal ERROR: End of File\n

Cause: Reaching End of File to soon. Not able to decode trace file. Your trace file appears to be truncated.

Action: Generate another trace file. This trace file can not be decoded.

TNS-04211: Trace Assistant Internal ERROR: CORE\n

Cause: Internal System Error

Action: Contact World Wide Support.

TNS-04212: Trace Assistant Internal ERROR: NACOM Type Error \n

Cause: Not able to decode Network Authentication information

Action: Contact World Wide Support.

TNS-04231: Trace Assistant WARNING: Assuming Oracle trace format\n

Cause: This trace file may not be a Network trace file. The default format (Oracle Trace) will be assumed.

Action: None

TNS-04232: Trace Assistant WARNING: Not retrieving all rows \n

Cause: Trace Assitante won't retrieve all the rows data.

Action: None

TNS-04233: Trace Assistant WARNING: Going beyond Packet length\n

Cause: Trying to read beyond packet length. The trace file may be corrupted

Action: None

TNS-04234: Trace Assistant WARNING: won't decode TTC \n

Cause: Trace assistant does not have enough information to decode TTC data. This maybe an old trace file or from a platform that trace assistant does not understand.

Action: None

TNS-04235: Trace Assistant WARNING: Unknown TTC protocol\n

Cause: Trace Assistant has reached a point in which the TTC protocol can not be understood.

Action: None

TNS-12150: TNS:unable to send data

Cause: Unable to send data. Connection probably disconnected.

Action: Reestablish connection. If the error is persistent, turn on tracing and reexecute the operation.

TNS-12151: TNS:received bad packet type from network layer

Cause: Internal error.

Action: Not normally visible to the user. For further details, turn on tracing and reexecute the operation. If error persists, contact Worldwide Customer Support.

TNS-12152: TNS:unable to send break message

Cause: Unable to send break message. Connection probably disconnected.

Action: Reestablish connection. If the error is persistent, turn on tracing and reexecute the operation.

TNS-12153: TNS:not connected

Cause: Not currently connected to a remote host.

Action: Reestablish connection.

TNS-12154: TNS:could not resolve the connect identifier specified

Cause: A connection to a database or other service was requested using a connect identifier, and the connect identifier specified could not be resolved into a connect descriptor using one of the naming methods configured. For example, if the type of connect identifier used was a net service name then the net service name could not be found in a naming method repository, or the repository could not be located or reached.

Action: - If you are using local naming (TNSNAMES.ORA file): - Make sure that "TNSNAMES" is listed as one of the values of the NAMES.DIRECTORY_PATH parameter in the Oracle Net profile (SQLNET.ORA) - Verify that a TNSNAMES.ORA file exists and is in the proper directory and is accessible. - Check that the net service name used as the connect identifier exists in the TNSNAMES.ORA file. - Make sure there are no syntax errors anywhere in the TNSNAMES.ORA file. Look for unmatched parentheses or stray characters. Errors in a TNSNAMES.ORA file may make it unusable. - If you are using directory naming: - Verify that "LDAP" is listed as one of the values of the NAMES.DIRECTORY_PATH parameter in the Oracle Net profile (SQLNET.ORA). - Verify that the LDAP directory server is up and that it is accessible. - Verify that the net service name or database name used as the connect identifier is configured in the directory. - Verify that the default context being used is correct by specifying a fully qualified net service name or a full LDAP DN as the connect identifier - If you are using easy connect naming: - Verify that "EZCONNECT" is listed as one of the values of the NAMES.DIRECTORY_PATH parameter in the Oracle Net profile (SQLNET.ORA). - Make sure the host, port and service name specified are correct. - Try enclosing the connect identifier in quote marks. See the Oracle Net Services Administrators Guide or the Oracle operating system specific guide for more information on naming.

TNS-12155: TNS:received bad datatype in NSWMARKER packet

Cause: Internal error during break handling.

Action: Not normally visible to the user. For further details, turn on tracing and reexecute the operation. If error persists, contact Worldwide Customer Support.

TNS-12156: TNS:tried to reset line from incorrect state

Cause: Internal error during break handling.

Action: Not normally visible to the user. For further details, turn on tracing and reexecute the operation. If error persists, contact Worldwide Customer Support.

TNS-12157: TNS:internal network communication error

Cause: Internal error during network communication.

Action: Not normally visible to the user. For further details, turn on tracing and reexecute the operation. If error persists, contact Worldwide Customer Support.

TNS-12158: TNS:could not initialize parameter subsystem

Cause: Unable to locate parameter file.

Action: Verify that a valid parameter file exists, and is readable.

TNS-12159: TNS:trace file not writeable

Cause: The trace file to be generated is not writeable by this user.

Action: If the user does not have write permissions in the directory to which the trace file will be written, contact an administrator to get the proper permissions or set the TRACE_DIRECTORY_CLIENT parameter in the net profile (SQLNET.ORA file) to a directory the user can write to.

TNS-12160: TNS:internal error: Bad error number

Cause: Corrupt error reporting subsystem.

Action: Not normally visible to the user. For further details, turn on tracing and reexecute the operation. If error persists, contact Worldwide Customer Support.

TNS-12161: TNS:internal error: partial data received

Cause: The connection may be terminated.

Action: Reconnect and try again. For further details, turn on tracing and reexecute the operation. If error persists, contact Worldwide Customer Support.

TNS-12162: TNS:net service name is incorrectly specified

Cause: The connect descriptor corresponding to the net service name in TNSNAMES.ORA or in the directory server (Oracle Internet Directory) is incorrectly specified.

Action: If using local naming make sure there are no syntax errors in the corresponding connect descriptor in the TNSNAMES.ORA file. If using directory naming check the information provided through the administration used for directory naming. If using ORACLE_SID, please check if ORACLE_SID is // set.

TNS-12163: TNS:connect descriptor is too long

Cause: The connect descriptor corresponding to the net service name specified as the connect identifier is too long. The maximum length for a connect descriptor is 512 bytes and this limit has been exceeded.

Action: Check the net service name's connect descriptor in the local naming file (TNSNAMES.ORA) or in the directory server (Oracle Internet Directory). Use a

smaller connect descriptor. If this is not possible, contact Worldwide Customer Support.

TNS-12164: TNS:Sqlnet.fdf file not present

Cause: The sqlnet.fdf file doesn't exist in \$ORACLE_HOME/network/admin.

Action: The sqlnet.fdf file is required for Oracle Tracing to occur. Either install the sqlnet.fdf file in \$ORACLE_HOME/network/admin or turn off tracing in your ORA file.

TNS-12165: TNS:Trying to write trace file into swap space.

Cause: Oracle Trace doesn't allow writing trace information into your swap space.

Action: Oracle Trace cannot write trace information into swap space so either disable tracing or redirect trace files to be written to another area of your disk.

TNS-12166: TNS:Client can not connect to HO agent.

Cause: NVstring contained DESCRIPTION/HO.

Action: Call HO agent from integrating server.

TNS-12168: TNS:Unable to contact LDAP Directory Server

Cause: Cannot contact LDAP directory server to get Oracle Net configuration.

Action: Verify that the directory server is up and accessible from the network. Verify that directory access configuration is correct. For more information see the Oracle Internet Directory Administrators Guide or the Oracle Net Administrators Guide.

TNS-12169: TNS:Net service name given as connect identifier is too long

Cause: The net service name you are attempting to resolve is too long.

Action: The maximum length of a net service name is 255 bytes; this limit has been exceeded. Use a smaller net service name. If this is not possible, contact Worldwide Customer Support.

TNS-12170: TNS:Connect timeout occurred

Cause: The server shut down because connection establishment or communication with a client failed to complete within the allotted time interval. This may be a result of network or system delays; or this may indicate that a malicious client is trying to cause a Denial of Service attack on the server.

Action: If the error occurred because of a slow network or system, reconfigure one or all of the parameters SQLNET.INBOUND_CONNECT_TIMEOUT, SQLNET.SEND_TIMEOUT, SQLNET.RECV_TIMEOUT in sqlnet.ora to larger values. If a malicious client is suspected, use the address in sqlnet.log to identify the source and restrict access. Note that logged addresses may not be reliable as they can be forged (e.g. in TCP/IP).

TNS-12171: TNS:could not resolve connect identifier: *string*

Cause: A connection to a database or other service was requested using a connect identifier, and the connect identifier specified could not be resolved into a connect descriptor using one of the naming methods configured. For example, if the type of connect identifier used was a net service name then the net service name could not be found in a naming method repository, or the repository could not be located or reached.

Action: - If you are using local naming (TNSNAMES.ORA file): - Make sure that "TNSNAMES" is listed as one of the values of the NAMES.DIRECTORY_PATH parameter in the Oracle Net profile (SQLNET.ORA) - Verify that a TNSNAMES.ORA

file exists and is in the proper directory and is accessible. - Check that the net service name used as the connect identifier exists in the TNSNAMES.ORA file. - Make sure there are no syntax errors anywhere in the TNSNAMES.ORA file. Look for unmatched parentheses or stray characters. Errors in a TNSNAMES.ORA file may make it unusable. - If you are using directory naming: - Verify that "LDAP" is listed as one of the values of the NAMES.DIRECTORY_PATH parameter in the Oracle Net profile (SQLNET.ORA). - Verify that the LDAP directory server is up and that it is accessible. - Verify that the net service name or database name used as the connect identifier is configured in the directory. - Verify that the default context being used is correct by specifying a fully qualified net service name or a full LDAP DN as the connect identifier - If you are using easy connect naming: - Verify that "EZCONNECT" is listed as one of the values of the NAMES.DIRECTORY_PATH parameter in the Oracle Net profile (SQLNET.ORA). - Make sure the host, port and service name specified are correct. - Try enclosing the connect identifier in quote marks. See the Oracle Net Services Administrators Guide or the Oracle operating system specific guide for more information on naming.

TNS-12196: TNS:received an error from TNS

Cause: The navigation layer received an error from TNS.

Action: See the error log file for the specific TNS error.

TNS-12197: TNS:keyword-value resolution error

Cause: The navigation layer received an error while trying to look up a value for a keyword.

Action: Check the syntax of the connect descriptor.

TNS-12198: TNS:could not find path to destination

Cause: Could not navigate a path through Interchanges to the destination. This error occurs if an invalid community is in the address string, or the address includes a protocol that is not available or the TNSNAV.ORA file does not have a correct CMANAGER address specified or the Interchange is down.

Action: Assure that Interchanges necessary to get to the desired destination are up and have available capacity for an additional connection. Also check that the correct community and protocol have been specified in the CMANAGER address used.

TNS-12200: TNS:could not allocate memory

Cause: Out of memory on machine.

Action: Reconfigure machine to have more storage or run fewer applications while the Interchange is running.

TNS-12201: TNS:encountered too small a connection buffer

Cause: TNS connection buffer supplied by the application was too small to retrieve the data sent back.

Action: Supply a larger connection buffer. If problem persists, call Worldwide Customer Support.

TNS-12202: TNS:internal navigation error

Cause: Internal navigation error.

Action: Not normally visible to the user. For further details contact Worldwide Customer Support.

TNS-12203: TNS:unable to connect to destination

Cause: Invalid address specified or destination is not listening. This error can also occur because of underlying network or network transport problems.

Action: Verify that the net service name you entered was correct. Verify that the ADDRESS portion of the connect descriptor which corresponds to the net service name is correct. Ensure that the destination process (for example the listener) is running at the remote node.

TNS-12204: TNS:received data refused from an application

Cause: The application using Connection Manager refused the connection at the listener.

Action: Make sure that the application listener at the destination is functioning correctly. If it is and the problem persists, contact Worldwide Customer Support.

TNS-12205: TNS:could not get failed addresses

Cause: Internal navigation error.

Action: Not normally visible to the user. For further details contact Worldwide Customer Support.

TNS-12206: TNS:received a TNS error during navigation

Cause: Internal navigation error because of an unexpected TNS error.

Action: Look at the log file to find the TNS error. If necessary, turn on tracing and repeat the operation.

TNS-12207: TNS:unable to perform navigation

Cause: Improperly configured navigation file TNSNAV.ORA.

Action: Check the syntax of the TNSNAV.ORA file on the application's machine, and verify that it lists the correct communities.

TNS-12208: TNS:could not find the TNSNAV.ORA file

Cause: Either the ORACLE environment is not set up correctly, or the TNSNAV.ORA file is not present.

Action: Ensure that the ORACLE environment is set up appropriately on your platform and that a TNSNAV.ORA file is present.

TNS-12209: TNS:encountered uninitialized global

Cause: Application calling navigation routine has not properly configured the global variables. There are no TNSNAV.ORA files available, or they are defective.

Action: Not normally visible to the user. For further details, turn on tracing and reexecute the operation. If error persists, contact Worldwide Customer Support.

TNS-12210: TNS:error in finding Navigator data

Cause: Application calling navigation routine has not properly configured the TNSNAV.ORA file.

Action: Check the syntax of the TNSNAV.ORA file.

TNS-12211: TNS:needs PREFERRED_CMANGERS entry in TNSNAV.ORA

Cause: TNSNAV.ORA does not have a PREFERRED_CMANGERS defined.

Action: Add a PREFERRED_CMANGERS entry to the TNSNAV.ORA file.

TNS-12212: TNS:incomplete PREFERRED_CM MANAGERS binding in TNSNAV.ORA

Cause: The PREFERRED_CM MANAGERS binding in the client's TNSNAV.ORA file does not have a CM ANAGER_NAME specified.

Action: Define the CM ANAGER_NAME as part of the PREFERRED_CM MANAGERS binding. Use of the Oracle Network Manager should eliminate this error.

TNS-12213: TNS:incomplete PREFERRED_CM MANAGERS binding in TNSNAV.ORA

Cause: The PREFERRED_CM MANAGERS binding in the client's TNSNAV.ORA file does not have an ADDRESS specified.

Action: Define the ADDRESS as part of the PREFERRED_CM MANAGERS binding.

TNS-12214: TNS:missing local communities entry in TNSNAV.ORA

Cause: There is no LOCAL_COMMUNITIES entry in TNSNAV.ORA.

Action: Define the LOCAL_COMMUNITIES for this node in the TNSNAV.ORA file.

TNS-12215: TNS:poorly formed PREFERRED_NAVIGATORS Addresses in TNSNAV.ORA

Cause: Address binding for PREFERRED_NAVIGATORS entry is improperly entered. entry.

Action: Check your PREFERRED_NAVIGATORS entry and fix it in TNSNAV.ORA

TNS-12216: TNS:poorly formed PREFERRED_CM MANAGERS addresses in TNSNAV.ORA

Cause: Address binding for the PREFERRED_CM MANAGERS entry in the client's TNSNAV.ORA file is improperly entered.

Action: Define the ADDRESS as part of the PREFERRED_CM MANAGERS binding.

TNS-12217: TNS:could not contact PREFERRED_CM MANAGERS in TNSNAV.ORA

Cause: There is a syntax error in the PREFERRED_CM MANAGERS entry, or addresses specified are wrong, or the intended Connection Managers are unavailable.

Action: Check the PREFERRED_CM MANAGERS entries in the client's TNSNAV.ORA file and correct them or talk with your network administrator to determine if the specified Connection Managers are available. Verify that the Interchanges are active by using the INTCTL STATUS command.

TNS-12218: TNS:unacceptable network configuration data

Cause: Poorly formed network configuration data. For example, a PREFERRED_CM MANAGERS entry may have an incorrect CM ANAGER_NAME in the client's TNSNAV.ORA file. Or an Interchange downtime parameter (TIMEOUT_INTERVAL) on the Navigator may be set to zero in INTCHG.ORA.

Action: Check the entries in TNSNAV.ORA and the Interchange configuration files and correct them. If necessary, talk with your network administrator to determine if the specified Interchanges (Connection Managers) are available and properly configured. Use the Oracle Network Manager to generate the configuration files if necessary.

TNS-12219: TNS:missing community name from address in ADDRESS_LIST

Cause: This error occurs when an ADDRESS_LIST has some ADDRESSes in it that have no COMMUNITY component and others that do have a COMMUNITY component.

Action: Check that in the connect descriptors you are using either all the ADDRESSES have a COMMUNITY component or all do not.

TNS-12221: TNS:illegal ADDRESS parameters

Cause: An illegal set of protocol adapter parameters was specified. In some cases, this error is returned when a connection cannot be made to the protocol transport.

Action: Verify that the destination can be reached using the specified protocol. Check the parameters within the ADDRESS section of TNSNAMES.ORA or in the directory. Legal ADDRESS parameter formats may be found in the Oracle operating system specific documentation or the Oracle Net Administrator's Guide. Protocols that resolve names at the transport layer are vulnerable to this error if not properly configured or names are misspelled.

TNS-12222: TNS:no support is available for the protocol indicated

Cause: The protocol requested in the ADDRESS portion of the connect descriptor identified through the net service name is not available. If the supplied ADDRESS is typographically correct then support for that protocol is not installed.

Action: Install support for the protocol or correct typographical error, as appropriate. Note: if the supplied address was derived from resolving the net service name, check the address in the appropriate file (TNSNAMES.ORA, LISTENER.ORA) or in the directory server.

TNS-12223: TNS:internal limit restriction exceeded

Cause: Too many TNS connections open simultaneously.

Action: Wait for connections to close and re-try.

TNS-12224: TNS:no listener

Cause: The connection request could not be completed because the listener is not running.

Action: Ensure that the supplied destination address matches one of the addresses used by the listener - compare the TNSNAMES.ORA entry with the appropriate LISTENER.ORA file (or TNSNAV.ORA if the connection is to go by way of an Interchange). Start the listener on the remote machine.

TNS-12225: TNS:destination host unreachable

Cause: Contact can not be made with remote party.

Action: Make sure the network driver is functioning and the network is up.

TNS-12226: TNS:operating system resource quota exceeded

Cause: The current user has exceeded the allotted resource assigned in the operating system.

Action: Acquire more operating system resource, or perform a different function.

TNS-12227: TNS:syntax error

Cause: The supplied connect descriptor contains illegal syntax.

Action: Check the syntax of the connect descriptor in TNSNAMES.ORA.

TNS-12228: TNS:protocol adapter not loadable

Cause: On some platforms (such as Windows) protocol support is loaded at run-time. If the shared library (or DLL) for the protocol adapter is missing or one of its supporting libraries is missing then this error is returned.

Action: For further details, turn on tracing and reexecute the operation. The trace file will include the name of the shared library (or DLL) that could not be loaded.

TNS-12229: TNS:Interchange has no more free connections

Cause: One or more Interchanges along the path to the destination desired has no more free connections available to be used for this call.

Action: Try again later when the Interchanges are less busy, or contact your network administrator to have him determine which interchange it is, and increase the number of connections available on that interchange.

TNS-12230: TNS:Severe Network error occurred in making this connection

Cause: This error is reported by an interchange which fails to make contact with the destination due to a physical network error while calling a destination.

Action: Try again later when the network service may have been fixed or report the problem to your Network Administrator so that he may fix the problem.

TNS-12231: TNS:No connection possible to destination

Cause: This error is reported by an interchange which fails to find a possible connection along the path to the destination.

Action: Report the problem to your Network Administrator so that he may fix the problem.

TNS-12232: TNS:No path available to destination

Cause: This error is reported by an interchange which fails to find a possible path to the destination.

Action: Report the problem to your Network Administrator so that he may fix the problem.

TNS-12233: TNS:Failure to accept a connection

Cause: This error is reported by an interchange which fails to accept a connection due to a redirect failure.

Action: Report the problem to your Network Administrator so that he may isolate the interchange problem.

TNS-12234: TNS:Redirect to destination

Cause: This error is reported by an interchange which determines that this interchange is not the right gateway and needs to redirect the connection to another gateway along the path to the destination.

Action: None

TNS-12235: TNS:Failure to redirect to destination

Cause: This error is reported by an interchange which fails to redirect a connection to another interchange along the path to the destination.

Action: Report the problem to your Network Administrator so that he may fix the problem.

TNS-12236: TNS:protocol support not loaded

Cause: On some platforms (such as Windows) protocol support is loaded at run-time. If the shared library (or DLL) for the protocol adapter has not been loaded, then this error is returned.

Action: For further details, turn on tracing and reexecute the operation. The trace file will have the name of the shared library (or DLL) that has not been loaded.

TNS-12238: TNS: NT Operaion is aborted

Cause: The NT operation is aborted because it is interrupted by upper layer to cleanup the database session.

Action: None

TNS-12500: TNS:listener failed to start a dedicated server process

Cause: The process of starting up a dedicated server process failed. The executable could not be found or the environment may be set up incorrectly.

Action: Turn on tracing at the ADMIN level and reexecute the operation. Verify that the ORACLE Server executable is present and has execute permissions enabled. Ensure that the ORACLE environment is specified correctly in LISTENER.ORA. The Oracle Protocol Adapter that is being called may not be installed on the local hard drive. Please check that the correct Protocol Adapter are successfully linked. If error persists, contact Oracle Customer Support.

TNS-12502: TNS:listener received no CONNECT_DATA from client

Cause: No CONNECT_DATA was passed to the listener.

Action: Check that the service name resolved from TNSNAMES.ORA has the CONNECT_DATA component of the connect descriptor.

TNS-12503: TNS:listener received an invalid REGION from client

Cause: Invalid REGION was passed to the listener.

Action: Check the REGION name specified in the CONNECT_DATA component of the connect descriptor.

TNS-12504: TNS:listener was not given the SERVICE_NAME in CONNECT_DATA

Cause: The listener was not configured with a default service and SERVICE_NAME was missing from the CONNECT_DATA received by the listener.

Action: Possible solutions are: - Configure DEFAULT_SERVICE parameter in LISTENER.ORA with a valid service name. Reload the listener parameter file using reload [<listener_name>]. This should be done by the LISTENER administrator. - If using a service name, Check that the connect descriptor corresponding to the service name in TNSNAMES.ORA has a SERVICE_NAME or SID component in the CONNECT_DATA.

TNS-12505: TNS:listener does not currently know of SID given in connect descriptor

Cause: The listener received a request to establish a connection to a database or other service. The connect descriptor received by the listener specified a SID for an instance (usually a database instance) that either has not yet dynamically registered with the listener or has not been statically configured for the listener. This may be a temporary condition such as after the listener has started, but before the database instance has registered with the listener.

Action: - Wait a moment and try to connect a second time. - Check which instances are currently known by the listener by executing: lsnrctl services *listener name* - Check that the SID parameter in the connect descriptor specifies an instance known by the listener. - Check for an event in the listener.log file.

TNS-12506: TNS:listener rejected connection based on service ACL filtering

Cause: The client is not present in Service Access Control List.

Action: Add the client's address in Service ACL.

TNS-12508: TNS:listener could not resolve the COMMAND given

Cause: The COMMAND given to listener is not supported.

Action: This is not seen in normal use of Oracle Net.

TNS-12509: TNS:listener failed to redirect client to service handler

Cause: The dispatcher terminated unexpectedly

Action: Attempt to connect again and if the same error occurs, contact the DBA to check the state of the dispatchers for this SID. If the problem persists, turn on tracing in the listener to determine the TNS error caused by the redirect.

TNS-12510: TNS:database temporarily lacks resources to handle the request

Cause: The dispatchers appear to be busy handling other requests.

Action: Attempt the connection again. If error persists, ask the DBA to increase the number of dispatchers and/or dispatchers' limit on number of connections/sessions that they can accept.

TNS-12511: TNS:service handler found but it is not accepting connections

Cause: The dispatchers notified the listener that they temporarily do not accept new connections.

Action: Attempt the connection again. If error persists, contact the DBA to check the state of the dispatchers and/or ask him to increase the number of dispatchers.

TNS-12513: TNS:service handler found but it has registered for a different protocol

Cause: The dispatchers registered for this service are connected to the listener by way of a different network protocol than that of the client.

Action: Contact the DBA to register a dispatcher on your protocol.

TNS-12514: TNS:listener does not currently know of service requested in connect descriptor

Cause: The listener received a request to establish a connection to a database or other service. The connect descriptor received by the listener specified a service name for a service (usually a database service) that either has not yet dynamically registered with the listener or has not been statically configured for the listener. This may be a temporary condition such as after the listener has started, but before the database instance has registered with the listener.

Action: - Wait a moment and try to connect a second time. - Check which services are currently known by the listener by executing: `lsnrctl services listener name` - Check that the SERVICE_NAME parameter in the connect descriptor of the net service name used specifies a service known by the listener. - If an easy connect naming connect identifier was used, check that the service name specified is a service known by the listener. - Check for an event in the listener.log file.

TNS-12515: TNS:listener could not find a handler for this presentation

Cause: None of the listener's known service handlers are registered as supporting the presentation protocol required by the connecting client.

Action: Check that the destination service is configured to accept the presentation protocol.

TNS-12516: TNS:listener could not find available handler with matching protocol stack

Cause: None of the known and available service handlers for the given SERVICE_NAME support the client's protocol stack: transport, session, and presentation protocols.

Action: Check to make sure that the service handlers (e.g. dispatchers) for the given SERVICE_NAME are registered with the listener, are accepting connections, and that they are properly configured to support the desired protocols.

TNS-12518: TNS:listener could not hand off client connection

Cause: The process of handing off a client connection to another process failed.

Action: Turn on listener tracing and re-execute the operation. Verify that the listener and database instance are properly configured for direct handoff. If problem persists, call Oracle Support.

TNS-12519: TNS:no appropriate service handler found

Cause: The listener could not find any available service handlers that are appropriate for the client connection.

Action: Run "lsnrctl services" to ensure that the instance(s) have registered with the listener, and are accepting connections.

TNS-12520: TNS:listener could not find available handler for requested type of server

Cause: None of the known and available service handlers for requested type of server (dedicated or shared) are appropriate for the client connection.

Action: Run "lsnrctl services" to ensure that the instance(s) have registered with the listener and that the appropriate handlers are accepting connections.

TNS-12521: TNS:listener does not currently know of instance requested in connect descriptor

Cause: The listener received a request to establish a connection to a database or other service. The connect descriptor received by the listener specified in addition to the service name an instance name for an instance (usually a database instance) that either has not yet dynamically registered with the listener or has not been statically configured for the listener. This may be a temporary condition such as after the listener has started, but before the database instance has registered with the listener.

Action: - Wait a moment and try to connect a second time. - Check which instances are currently known by the listener by executing: lsnrctl services *listener name* - Check that the INSTANCE_NAME parameter in the connect descriptor specifies an instance name known by the listener. - Check for an event in the listener.log file.

TNS-12522: TNS:listener could not find available instance with given INSTANCE_ROLE

Cause: There are not any available and appropriate database instances registered with the listener, that are part of the service identified by SERVICE_NAME given in the connect descriptor and that have the specified INSTANCE_ROLE (and INSTANCE_NAME, if specified).

Action: Check to make sure that the INSTANCE_ROLE specified is correct. Run "lsnrctl services" to ensure that the instance(s) have registered with the listener and that they are ready to accept connections.

TNS-12523: TNS:listener could not find instance appropriate for the client connection

Cause: The listener could not find any available (database) instances, that are appropriate for the client connection.

Action: Run "lsnrctl services" to ensure that the instance(s) are registered with the listener, and have status READY.

TNS-12524: TNS:listener could not resolve HANDLER_NAME given in connect descriptor

Cause: The HANDLER_NAME in the CONNECT_DATA was not found in the listener's tables for the specified SERVICE_NAME and INSTANCE_NAME.

Action: Check to make sure that the HANDLER_NAME specified is correct.

TNS-12525: TNS:listener has not received client's request in time allowed

Cause: The listener disconnected the client because the client failed to provide the necessary connect information within the allowed time interval. This may be a result of network or system delays; or this may indicate that a malicious client is trying to cause a Denial of Service attack on the listener.

Action: If the error occurred because of a slow network or system, reconfigure INBOUND_CONNECT_TIMEOUT to a larger value. If a malicious client is suspected, use the address in listener.log to identify the source and restrict access. Turn on tracing for more information.

TNS-12526: TNS:listener: all appropriate instances are in restricted mode

Cause: Database instances supporting the service requested by the client were in restricted mode. The Listener does not allow connections to instances in restricted mode. This condition may be temporary, such as during periods when database administration is performed.

Action: Attempt the connection again. If error persists, then contact the database administrator to change the mode of the instance, if appropriate.

TNS-12527: TNS:listener: all instances are in restricted mode or blocking new connections

Cause: All appropriate database instances supporting the service requested by the client reported that they either were in restricted mode or were blocking the new connections. The Listener does not allow connections to such instances. This condition may be temporary, such as at instance startup.

Action: Attempt the connection again. If error persists, then contact the database administrator to check the status of the instances.

TNS-12528: TNS:listener: all appropriate instances are blocking new connections

Cause: All instances supporting the service requested by the client reported that they were blocking the new connections. This condition may be temporary, such as at instance startup.

Action: Attempt the connection again. If error persists, then contact the administrator to check the status of the instances.

TNS-12529: TNS:connect request rejected based on current filtering rules

Cause: Connection Manager and its listener were configured with filtering rules specifying that the connect request be rejected.

Action: If this connect request should be allowed, then contact the administrator to modify the filtering rules.

TNS-12530: TNS:listener: rate limit reached

Cause: Listener has reached connection or service rate limit and hence rejected the connection.

Action: Attempt the connection again. If the error occurs frequently, contact the database administrator to increase connection or service rate limit.

TNS-12531: TNS:cannot allocate memory

Cause: Sufficient memory could not be allocated to perform the desired activity.

Action: Either free some resource for TNS, or add more memory to the machine. For further details, turn on tracing and reexecute the operation.

TNS-12532: TNS:invalid argument

Cause: An internal function received an invalid parameter.

Action: Not normally visible to the user. For further details, turn on tracing and reexecute the operation. If error persists, contact Oracle Customer Support.

TNS-12533: TNS:illegal ADDRESS parameters

Cause: An illegal set of protocol adapter parameters was specified. In some cases, this error is returned when a connection cannot be made to the protocol transport.

Action: Verify that the destination can be reached using the specified protocol. Check the parameters within the ADDRESS section of TNSNAMES.ORA. Legal ADDRESS parameter formats may be found in the Oracle operating system specific documentation for your platform. Protocols that resolve names at the transport layer (such as DECnet object names) are vulnerable to this error if not properly configured or names are misspelled.

TNS-12534: TNS:operation not supported

Cause: An internal function received a request to perform an operation that is not supported (on this machine).

Action: Not normally visible to the user. For further details, turn on tracing and reexecute the operation. If error persists, contact Oracle Customer Support.

TNS-12535: TNS:operation timed out

Cause: The requested operation could not be completed within the time out period.

Action: Look at the documentation on the secondary errors for possible remedy. See SQLNET.LOG to find secondary error if not provided explicitly. Turn on tracing to gather more information.

TNS-12536: TNS:operation would block

Cause: An internal operation did not commence because to do so would block the current process and the user has requested that operations be non-blocking.

Action: None needed; this is an information message.

TNS-12537: TNS:connection closed

Cause: "End of file" condition has been reached; partner has disconnected.

Action: None needed; this is an information message.

TNS-12538: TNS:no such protocol adapter

Cause: The protocol adapter requested (by way of the "(PROTOCOL=..)" keyword-value pair in a TNS address) is unknown. If the supplied address is typographically correct then the protocol adapter is not installed.

Action: Install the protocol adapter or correct typographically error, as appropriate.
Note: if the supplied address was derived from resolving the service name, check the address in the appropriate file (TNSNAMES.ORA, LISTENER.ORA or SQLNET.ORA).

TNS-12539: TNS:buffer over- or under-flow

Cause: Buffer too small for incoming data or too large for outgoing data.

Action: This restriction (which is associated with CONNECT DATA) is not normally visible to the user. For further details, turn on tracing and reexecute the operation; contact Oracle Customer Support.

TNS-12540: TNS:internal limit restriction exceeded

Cause: Too many TNS connections open simultaneously.

Action: Wait for connections to close and re-try.

TNS-12541: TNS:no listener

Cause: The connection request could not be completed because the listener is not running.

Action: Ensure that the supplied destination address matches one of the addresses used by the listener - compare the TNSNAMES.ORA entry with the appropriate LISTENER.ORA file (or TNSNAV.ORA if the connection is to go by way of an Interchange). Start the listener on the remote machine.

TNS-12542: TNS:address already in use

Cause: Specified listener address is already being used.

Action: Start your listener with a unique address.

TNS-12543: TNS:destination host unreachable

Cause: Contact can not be made with remote party.

Action: Make sure the network driver is functioning and the network is up.

TNS-12544: TNS:contexts have different wait/test functions

Cause: Two protocol adapters have conflicting wait/test functions.

Action: Not normally visible to the user. For further details, turn on tracing and reexecute the operation. If error persists, contact Oracle Customer Support.

TNS-12545: Connect failed because target host or object does not exist

Cause: The address specified is not valid, or the program being connected to does not exist.

Action: Ensure the ADDRESS parameters have been entered correctly; the most likely incorrect parameter is the node name. Ensure that the executable for the server exists (perhaps "oracle" is missing.) If the protocol is TCP/IP, edit the TNSNAMES.ORA file to change the host name to a numeric IP address and try again.

TNS-12546: TNS:permission denied

Cause: User has insufficient privileges to perform the requested operation.

Action: Acquire necessary privileges and try again.

TNS-12547: TNS:lost contact

Cause: Partner has unexpectedly gone away, usually during process startup.

Action: Investigate partner application for abnormal termination. On an Interchange, this can happen if the machine is overloaded.

TNS-12548: TNS:incomplete read or write

Cause: A data send or receive failed.

Action: Not normally visible to the user. For further details, turn on tracing and reexecute the operation. If error persists, contact Oracle Customer Support.

TNS-12549: TNS:operating system resource quota exceeded

Cause: The current user has exceeded the allotted resource assigned in the operating system.

Action: Acquire more operating system resource, or perform a different function.

TNS-12550: TNS:syntax error

Cause: The supplied connect descriptor contains illegal syntax.

Action: Check the syntax of the connect descriptor in TNSNAMES.ORA.

TNS-12551: TNS:missing keyword

Cause: The supplied connect descriptor is missing one or more TNS keywords.

Action: Check the syntax, and ensure all required keywords are present.

TNS-12552: TNS:operation was interrupted

Cause: An internal operation was interrupted and could not complete.

Action: Not normally visible to the user. For further details, turn on tracing and reexecute the operation. If error persists, contact Oracle Customer Support.

TNS-12554: TNS:current operation is still in progress

Cause: An internal operation is still in progress.

Action: Not normally visible to the user. For further details, turn on tracing and reexecute the operation. If error persists, contact Oracle Customer Support.

TNS-12555: TNS:permission denied

Cause: User has insufficient privileges to perform the requested operation.

Action: Acquire necessary privileges and try again.

TNS-12556: TNS:no caller

Cause: TNS detected an incoming connect request but there was no caller.

Action: Not normally visible to the user. For further details, turn on tracing and reexecute the operation. If error persists, contact Oracle Customer Support.

TNS-12557: TNS:protocol adapter not loadable

Cause: On some platforms (such as OS/2) protocol adapters are loaded at run-time. If the shared library (or DLL) for the protocol adapter is missing or one of its supporting libraries is missing then this error is returned.

Action: For further details, turn on tracing and reexecute the operation. The trace file will include the name of the shared library (or DLL) that could not be loaded.

TNS-12558: TNS:protocol adapter not loaded

Cause: On some platforms (such as OS/2) protocol adapters are loaded at run-time. If the shared library (or DLL) for the protocol adapter has not been loaded, then this error is returned.

Action: For further details, turn on tracing and reexecute the operation. The trace file will have the name of the shared library (or DLL) that has not been loaded.

TNS-12560: TNS:protocol adapter error

Cause: A generic protocol adapter error occurred.

Action: Check addresses used for proper protocol specification. Before reporting this error, look at the error stack and check for lower level transport errors. For further details, turn on tracing and reexecute the operation. Turn off tracing when the operation is complete.

TNS-12561: TNS:unknown error

Cause: A generic protocol error occurred.

Action: For further details, turn on tracing and reexecute the operation.

TNS-12562: TNS:bad global handle

Cause: Internal error - bad 'gbh' argument passed to TNS from caller. System may have been linked with old libraries.

Action: Not normally visible to the user, contact Oracle Customer Support.

TNS-12563: TNS:operation was aborted

Cause: NT operation was interrupted by the upper layer.

Action: None

TNS-12564: TNS:connection refused

Cause: The connect request was denied by the remote user (or TNS software).

Action: Not normally visible to the user. For further details, turn on tracing and reexecute the operation.

TNS-12566: TNS:protocol error

Cause: An unexpected TNS protocol error has occurred.

Action: For further details, turn on tracing and reexecute the operation. If error persists, contact Oracle Customer Support.

TNS-12569: TNS:packet checksum failure

Cause: The data received is not the same as the data sent.

Action: Attempt the transaction again. If the error is persistent, turn on tracing and reexecute the operation.

TNS-12570: TNS:packet reader failure

Cause: An error occurred during a data receive.

Action: Not normally visible to the user. For further details, turn on tracing and reexecute the operation. If error persists, contact Oracle Customer Support.

TNS-12571: TNS:packet writer failure

Cause: An error occurred during a data send.

Action: Not normally visible to the user. For further details, turn on tracing and reexecute the operation. If error persists, contact Oracle Customer Support.

TNS-12574: TNS:Application generated error

Cause: This error was generated by peer application. Please see secondary errors for the actual cause.

Action: Action should be taken on secondary error.

TNS-12575: TNS:dhctx busy

Cause: The handoff over a dhctx failed as dhctx was already busy with an ongoing handoff.

Action: Not normally visible to the user. For further details, turn on tracing and reexecute the operation. If error persists, contact Oracle Customer Support.

TNS-12576: TNS:handoff not supported for this session

Cause: Handoff of a established session was attempted which either had tcps as its transport or NA options were enabled for this session.

Action: Check the transport setting as well as NA options. If error persists, contact Oracle Customer Support.

TNS-12578: TNS:wallet open failed

Cause: An error was encountered while trying to open the specified wallet.

Action: For further details, turn on tracing and re-execute the operation.

TNS-12582: TNS:invalid operation

Cause: An internal function received an invalid request.

Action: Not normally visible to the user. For further details, turn on tracing and reexecute the operation. If error persists, contact Oracle Customer Support.

TNS-12583: TNS:no reader

Cause: A send operation has been requested but partner has already disconnected.

Action: Not normally visible to the user. For further details, turn on tracing and reexecute the operation. If error persists, contact Oracle Customer Support.

TNS-12585: TNS:data truncation

Cause: A receive operation has completed with insufficient data to satisfy the user's request.

Action: Not normally visible to the user. For further details, turn on tracing and reexecute the operation. If error persists, contact Oracle Customer Support.

TNS-12589: TNS:connection not bequeathable

Cause: An attempt to hand-off a connection from one process to another has failed because the protocol provider does not support it.

Action: Not normally visible to the user. For further details, turn on tracing and reexecute the operation. If error persists, contact Oracle Customer Support.

TNS-12590: TNS:no I/O buffer

Cause: An attempt to perform an I/O operation failed because no buffer was available.

Action: Not normally visible to the user. For further details, turn on tracing and reexecute the operation. If error persists, contact Oracle Customer Support.

TNS-12591: TNS:event signal failure

Cause: The TNS software is unable to signal an event occurrence.

Action: For further details, turn on tracing and reexecute the operation. If error persists, contact Oracle Customer Support.

TNS-12592: TNS:bad packet

Cause: An ill-formed packet has been detected by the TNS software.

Action: For further details, turn on tracing and reexecute the operation. If error persists, contact Oracle Customer Support.

TNS-12593: TNS:no registered connection

Cause: An attempt to solicit network event activity has failed because no connections are registered for event notification.

Action: Not normally visible to the user. For further details, turn on tracing and reexecute the operation. If error persists, contact Oracle Customer Support.

TNS-12595: TNS:no confirmation

Cause: TNS is unable to get requested confirmation acknowledgment from remote partner.

Action: Not normally visible to the user. For further details, turn on tracing and reexecute the operation. If error persists, contact Oracle Customer Support.

TNS-12596: TNS:internal inconsistency

Cause: TNS has detected an internal inconsistency.

Action: Not normally visible to the user. For further details, turn on tracing and reexecute the operation and contact Oracle Customer Support.

TNS-12597: TNS:connect descriptor already in use

Cause: Internal error - illegal use of connect descriptor.

Action: Not normally visible to the user. For further details, turn on tracing and reexecute the operation. If error persists, contact Oracle Customer Support.

TNS-12598: TNS:banner registration failed

Cause: The registration of a product banner with the Oracle server failed.

Action: This is an error which is not normally visible externally. Enable tracing and attempt to repeat the error. If it occurs again, contact Oracle Customer Support.

TNS-12599: TNS:cryptographic checksum mismatch

Cause: The data received is not the same as the data sent.

Action: Attempt the transaction again. If error persists, check (and correct) the integrity of your physical connection.

TNS-12600: TNS: string open failed

Cause: The creation of a string in ORACLE NLS format failed.

Action: This is an internal error, enable tracing and attempt to repeat the error. If it occurs again, contact Oracle Customer Support.

TNS-12601: TNS:information flags check failed

Cause: The TNS information flags set by the process prior to connection negotiation were not present after the negotiation was finished.

Action: This is an internal error. Enable tracing and attempt to repeat the error. If it occurs again, contact Oracle Customer Support.

TNS-12602: TNS: Connection Pooling limit reached

Cause: The operation failed because maximum active current connections has been reached. It may not be a real error when the Connection Pooling feature is enabled. It is possible that the application later reissues the operation and successfully grabs the connection pool slot and proceeds.

Action: This is an internal error. Enable tracing and attempt to repeat the error. If it occurs again, contact Oracle Customer Support.

TNS-12606: TNS: Application timeout occurred

Cause: A network session did not reach an application-defined stage within the allowed time interval.

Action: This is an error which does not normally appear at the high level. The action to take is application specific, and is detailed in the higher level error description.

TNS-12607: TNS: Connect timeout occurred

Cause: A network session did not reach a predefined connect stage within the allowed time interval.

Action: This is an error which does not normally appear at the high level. The action to take is application specific, and is detailed in the higher level error description.

TNS-12608: TNS: Send timeout occurred

Cause: The send or write operation did not complete within the allowed time interval.

Action: Check if the peer host is available. Increase the send timeout value if necessary.

TNS-12609: TNS: Receive timeout occurred

Cause: The receive or read operation did not complete within the allowed time interval.

Action: Check if the peer host is available. Increase the receive timeout value if necessary.

TNS-12611: TNS:operation is not portable

Cause: Attempted operation is not portable.

Action: Not normally visible to the user. For further details, turn on tracing and reexecute the operation. If error persists, contact Oracle Customer Support.

TNS-12612: TNS:connection is busy

Cause: Attempted operation failed because it conflicts with an ongoing action or status of the connection.

Action: Not normally visible to the user. For further details, turn on tracing and reexecute the operation. If error persists, contact Oracle Customer Support.

TNS-12615: TNS:preempt error

Cause: A request to service an event failed because no event notification has yet been posted.

Action: Not normally visible to the user. For further details, turn on tracing and reexecute the operation. If error persists, contact Oracle Customer Support.

TNS-12616: TNS:no event signals

Cause: The operation failed because the type of data specified is unknown.

Action: Not normally visible to the user. For further details, turn on tracing and reexecute the operation. If error persists, contact Oracle Customer Support.

TNS-12618: TNS:versions are incompatible

Cause: The two machines are running incompatible versions of TNS.

Action: Check the version numbers, and upgrade the machine with the smaller one.

TNS-12619: TNS:unable to grant requested service

Cause: The connect request failed because requested service could not be provided by the local TNS software.

Action: If appropriate, reexecute with reduced service requirements.

TNS-12620: TNS:requested characteristic not available

Cause: The connect request failed because a requested transport characteristic could not be supported by the remote TNS software.

Action: If appropriate, reexecute with reduced requirements.

TNS-12622: TNS:event notifications are not homogeneous

Cause: An attempt to register a connection for event notification failed because the event notification type conflicts with existing registrations.

Action: Not normally visible to the user. For further details, turn on tracing and reexecute the operation and contact Oracle Customer Support.

TNS-12623: TNS:operation is illegal in this state

Cause: Connection is half-duplex and a full-duplex operation was attempted.

Action: Not normally visible to the user. For further details, turn on tracing and reexecute the operation. If error persists, contact Oracle Customer Support.

TNS-12624: TNS:connection is already registered

Cause: An attempt to register a connection for event notification failed because the connection is already registered.

Action: Not normally visible to the user. For further details, turn on tracing and reexecute the operation and contact Oracle Customer Support.

TNS-12625: TNS:missing argument

Cause: An operation failed because an argument was missing"

Action: Not normally visible to the user. For further details, turn on tracing and reexecute the operation and contact Oracle Customer Support.

TNS-12626: TNS:bad event type

Cause: An attempt to register a connection for event notification failed because the event type is unknown.

Action: Not normally visible to the user. For further details, turn on tracing and reexecute the operation and contact Oracle Customer Support.

TNS-12628: TNS:no event callbacks

Cause: An attempt to register a connection for event notification failed because asynchronous callbacks are not available.

Action: Not normally visible to the user. For further details, turn on tracing and reexecute the operation and contact Oracle Customer Support.

TNS-12629: TNS:no event test

Cause: An attempt to register a connection for event notification failed because the ability to test for events is not available.

Action: Not normally visible to the user. For further details, turn on tracing and reexecute the operation and contact Oracle Customer Support.

TNS-12630: Native service operation not supported

Cause: An operation requested by a user is not supported by the native services component.

Action: This may be an internal error if the operation should have been supported.

TNS-12631: Username retrieval failed

Cause: The authentication service failed to retrieve the name of a user.

Action: Enable tracing to determine which routine is failing.

TNS-12632: Role fetch failed

Cause: The authentication service failed to retrieve one of the user's roles.

Action: Enable tracing to determine which routine is failing.

TNS-12633: No shared authentication services

Cause: The list of authentication services specified by the user does not match those supported by the process.

Action: Either specify another list or relink the executable with the desired services.

TNS-12634: Memory allocation failed

Cause: Process was unable to allocate memory.

Action: Terminate other processes in order to reclaim needed memory.

TNS-12635: No authentication adapters available

Cause: The executable was not linked with any authentication service adapters but the sqlnet.ora parameter that determines whether or not authentication is required was set to true.

Action: Either disable the parameter or relink the executable with service adapters.

TNS-12636: Packet send failed

Cause: A process was unable to send a packet to another process. Possible causes are: 1. The other process was terminated. 2. The machine on which the other process is running went down. 3. Some other communications error occurred.

Action: If the cause is not obvious, contact Oracle Customer Support.

TNS-12637: Packet receive failed

Cause: A process was unable to receive a packet from another process. Possible causes are: 1. The other process was terminated. 2. The machine on which the other process is running went down. 3. Some other communications error occurred.

Action: If the cause is not obvious, contact Oracle Customer Support.

TNS-12638: Credential retrieval failed

Cause: The authentication service failed to retrieve the credentials of a user.

Action: Enable tracing to determine the exact error.

TNS-12639: Authentication service negotiation failed

Cause: No match was found between the types of authentication services that the client supports and those that the server is using.

Action: Possible solutions: 1. Change the entry in sqlnet.ora that determines which services are to be used. 2. Relink the client with at least one of the authentication service adapters that the server supports. 3. Relink the server with at least one of the

authentication service adapters that the client supports. 4. Disable authentication on both the client and server.

TNS-12640: Authentication adapter initialization failed

Cause: The function specified in the authentication table entry for the service failed.

Action: Enable tracing to determine the exact error.

TNS-12641: Authentication service failed to initialize

Cause: The authentication service failed during initialization.

Action: Enable tracing to determine the exact error.

TNS-12642: No session key

Cause: A process has no session key associated with it because the authentication service being used does not use one.

Action: If a session key is required, use another authentication service.

TNS-12643: Client received internal error from server

Cause: The client process received an error from the server that indicated that an internal Oracle Net native services error had occurred.

Action: Enable tracing on both processes and attempt to recreate the problem. If successful in recreating the problem, contact Oracle Customer Support.

TNS-12645: Parameter does not exist.

Cause: A sqlnet.ora parameter from which a value was needed does not exist.

Action: Set the parameter in the parameter file.

TNS-12646: Invalid value specified for boolean parameter

Cause: The value specified for a parameter was set to a value other than true/false or on/off.

Action: Correct the value of the parameter.

TNS-12647: Authentication required

Cause: The parameter that controls whether authentication is required was set to true, but the executable does not have an authentication service linked in.

Action: Either re-link the executable with an authentication service adapter or disable the parameter.

TNS-12648: Encryption or data integrity algorithm list empty

Cause: A list-of-algorithms parameter was empty, e.g. "()".

Action: Change the list to contain the name of at least one installed algorithm, or remove the list entirely if every installed algorithm is acceptable.

TNS-12649: Unknown encryption or data integrity algorithm

Cause: A list-of-algorithms parameter included an algorithm name that was not recognized.

Action: Either remove that algorithm name, correct it if it was misspelled, or install the driver for the missing algorithm.

TNS-12650: No common encryption or data integrity algorithm

Cause: The client and server have no algorithm in common for either encryption or data integrity or both.

Action: Choose sets of algorithms that overlap. In other words, add one of the client's algorithm choices to the server's list or vice versa.

TNS-12651: Encryption or data integrity algorithm unacceptable

Cause: The algorithm the server chose to use for encryption or data integrity was not one of the choices acceptable to the client. This is either the result of an internal error, of a network data transmission error, or of deliberate tampering with the transmitted data.

Action: For further details, turn on tracing, re-execute the operation, and contact Oracle Customer Support.

TNS-12652: String truncated

Cause: Not enough memory was allocated for a string so it had to be truncated

Action: If it is OK that the string is truncated, then it is not an error. Otherwise, call the routine that reported the error again with a larger string buffer.

TNS-12653: Authentication control function failed

Cause: The control function utilized by the authentication service driver failed.

Action: Enable tracing to determine the exact error.

TNS-12654: Authentication conversion failed

Cause: The authentication service was unable to convert the credentials of a user from the format specific to the format into the ORACLE format.

Action: Enable tracing to determine the exact error.

TNS-12655: Password check failed

Cause: The authentication service being used was unable to verify the provided password.

Action: Enable tracing to determine the exact error.

TNS-12656: Cryptographic checksum mismatch

Cause: The cryptographic checksum received with a packet of incoming data didn't match the checksum computed by the receiving end. This indicates that the packet was tampered with or otherwise corrupted in transit.

Action: Look for sources of data corruption, perhaps including deliberate tampering.

TNS-12657: No algorithms installed

Cause: The near side of the connection required the use of a service (either encryption or checksumming) when no algorithms for that service were installed.

Action: Remove the "ON" requirement for that service.

TNS-12658: ANO service required but TNS version is incompatible

Cause: A client process that is running an earlier version of TNS attempted to connect but the connection failed because the server process required that an ANO service (authentication, encryption, etc.) be used.

Action: Relink the calling executable and retry the connection or eliminate the requirement that the service be used on the server side.

TNS-12659: Error received from other process

Cause: An error was received by one or more services from the process on the other side of the connection.

Action: Enable tracing to determine the exact error(s). The error(s) is (are) not returned directly because an error generated by a server may not make sense on the client side and vice-versa.

TNS-12660: Encryption or crypto-checksumming parameters incompatible

Cause: One side of the connection specified "REQUIRED" for encryption or crypto-checksumming, while the other side specified "REJECTED".

Action: Change the "REQUIRED" side to "REQUESTED" if the you want encryption or crypto-checksumming to be optional, or change the "REJECTED" side to "ACCEPTED" if you do not want the service to be optional.

TNS-12661: Protocol authentication to be used

Cause: The authentication service has determined that the Oracle Net transport protocol in use is to be utilized to authenticate a user's identity.

Action: This error is used solely to communicate information between the authentication service and the Oracle Net session layer and should not normally be visible. If the error is seen, contact Oracle Worldwide Support.

TNS-12662: proxy ticket retrieval failed

Cause: The authentication adapter used by Oracle Net failed to retrieve the credentials needed to authenticate a database link.

Action: Enable tracing to determine the exact error.

TNS-12663: Services required by client not available on the server

Cause: Service(s) that was (were) required by the client process were not available on the server process.

Action: Configure the server with the services required by the client (best solution) or delete the requirement from the configuration file of the client (least secure).

TNS-12664: Services required by server not available on the client

Cause: Service(s) that was (were) required by the server process were not available on the client process.

Action: Configure the client with the services required by the server (best solution) or delete the requirement from the configuration file of the server (least secure).

TNS-12665: NLS string open failed

Cause: A native service was unable to make a string available for use by the National Language Support component.

Action: Make sure the National Language Support component has been properly. If it has, enable tracing and report the problem to Customer Support.

TNS-12666: Dedicated server: outbound transport protocol different from inbound

Cause: The protocol specified for an externally-identified outbound connection from a dedicated server (database link) was not the same as that used for the inbound connection. It is not possible for Oracle Net to authenticate a proxy connection that uses a protocol that is different from that which was used for the connection to the dedicated server.

Action: Specify the same protocol in the Oracle Net connect descriptor for the outbound connection as that used for the inbound connection.

TNS-12667: Shared server: outbound transport protocol different from inbound

Cause: The protocol specified for an externally-identified outbound connection from a shared server (database link) was not the same as that used for the inbound connection. It is not possible for Oracle Net to authenticate a proxy connection that uses a protocol that is different from that which was used for the connection to the shared server.

Action: Specify the same protocol in the Oracle Net connect descriptor for the outbound connection as that used for the inbound connection

TNS-12668: Dedicated server: outbound protocol does not support proxies

Cause: The protocol specified to perform an externally-identified proxy connection (database link) from a dedicated server does not support proxy connections.

Action: Specify a protocol in the Oracle Net connect descriptor used for the connection that does support externally-authenticated proxy connections. NOTE: Because of a limitation in Oracle Net, the protocol used for the proxy connection must be the same as that used for the connection from the client to the server.

TNS-12669: Shared server: outbound protocol does not support proxies

Cause: The protocol specified to perform an externally-identified proxy connection (database link) from a shared server does not support proxy connections.

Action: Specify a protocol in the Oracle Net connect descriptor used for the connection that does support externally-authenticated proxy connections. NOTE: Because of a limitation in Oracle Net, the protocol used for the proxy connection must be the same as that used for the connection from the client to the server.

TNS-12670: Incorrect role password

Cause: A password supplied for a role could not be validated by the authentication service.

Action: Supply the correct password.

TNS-12671: Shared server: adapter failed to save context

Cause: The adapter for the authentication service failed when it tried to save the data needed for proxy connections (database links) through the shared server.

Action: Enable tracing to determine the exact error. Contact Oracle Customer Support if the reason is not obvious.

TNS-12672: Database logon failure

Cause: The authentication service adapter in use encountered an error it attempted to validate the logon attempt of a user.

Action: Enable tracing to determine the exact error encountered by the adapter.

TNS-12673: Dedicated server: context not saved

Cause: A connection was marked as being a proxy connection (database link) from a dedicated server but no inbound context was present.

Action: This error should not normally be visible to the user. Contact Oracle Customer Support.

TNS-12674: Shared server: proxy context not saved

Cause: A connection was marked as being a proxy connection (database link) from a shared server but no inbound context was present.

Action: This error should not normally be visible to the user. Contact Oracle Customer Support.

TNS-12675: External user name not available yet

Cause: The authentication service in use was not able to return the external name of a user of the ORACLE server because it is not available to the service yet.

Action: This is just an informational message and should not normally be visible to the user. If the error does appear, contact Oracle Customer Support.

TNS-12676: Server received internal error from client

Cause: The server process received an error from the client which indicated that an internal Oracle Net native services error had occurred.

Action: Enable tracing on both processes and attempt to recreate the problem. If the problem recurs, contact Oracle Customer Support.

TNS-12677: Authentication service not supported by database link

Cause: The authentication service used by the proxy process (database link) was unable to find the adapter being used by the client in its list of authentication mechanisms.

Action: Specify an authentication adapter that is shared by the client and the server being used for the database link.

TNS-12678: Authentication disabled but required

Cause: The configuration parameters that control whether authentication is disabled or required were both set to TRUE.

Action: Set one or both of the parameters to FALSE.

TNS-12679: Native services disabled by other process but required

Cause: The remote process has disabled native services but the local process requires them.

Action: Enable native services on the remote process or disable them locally.

TNS-12680: Native services disabled but required

Cause: The process has disabled native services but at least one service is required.

Action: Enable native services or change the configuration file so that none of the available services are required.

TNS-12681: Login failed: the SecurID card does not have a pincode yet

Cause: The SecurID card that is used to logon to Oracle, does not have a pincode assigned to it.

Action: Use one of the programs supplied by Security Dynamics to assign a pincode to the card.

TNS-12682: Login failed: the SecurID card is in next PRN mode

Cause: The SecurID card and the SecurID server are out of sync and the server requires the next cardcode to resynchronize the card.

Action: Use one of the programs supplied by Security Dynamics to resynchronize the SecurID card.

TNS-12683: encryption/crypto-checksumming: no Diffie-Hellman seed

Cause: The "sqlnet.crypto_seed" parameter is missing from the SQLNET.ORA parameters file.

Action: Add this line to SQLNET.ORA: sqlnet.crypto_seed = "randomly-chosen text"

TNS-12684: encryption/crypto-checksumming: Diffie-Hellman seed too small

Cause: The "sqlnet.crypto_seed" parameter in the SQLNET.ORA parameter file is too small.

Action: Add more randomly-chosen text to it, perhaps using Network Manager.

TNS-12685: Native service required remotely but disabled locally

Cause: A native service is required by the remote process but native services have been disabled locally.

Action: Enable native services locally or change the configuration parameters on the remote host so that no native services are required.

TNS-12686: Invalid command specified for a service

Cause: An operation which does not exist was specified for a native service.

Action: This is a programming error and should not normally be visible to the user. If the error does appear, contact Oracle Customer Support.

TNS-12687: Credentials expired.

Cause: The credentials that are used to authenticate the user for the requested connection have expired.

Action: Renew your credentials. Refer to the documentation specific for your Network Authentication Adapter on how to do this.

TNS-12688: Login failed: the SecurID server rejected the new pincode

Cause: There are a number of reasons why the SecurID server would refuse a pincode: - The user might not have permission to make up his own pincode. - The pincode was either too short or too long. Valid pincodes consist of minimal four, but no more than eight characters. - The pincode contains any non alphanumeric characters.

Action: Reexecute the operation and make sure to use a pincode that satisfies the above requirements. If the problem persists, turn on tracing at the Oracle Server side of the connection and examine the trace file for the exact error.

TNS-12689: Server Authentication required, but not supported

Cause: Server Authentication is required for this connection, but not supported by both sides of the connection.

Action: Make sure both sides of the connection have the correct version of Advanced Networking Option, and that the Authentication Adapter supports Server Authentication.

TNS-12690: Server Authentication failed, login cancelled

Cause: Server Authentication is required, but the server's credentials were found invalid by the client.

Action: Make sure that the server has a valid set of credentials. Refer to your authentication adapter specific documentation on how to do this.

TNS-12696: Double Encryption Turned On, login disallowed

Cause: The user is using a Secure Protocol Adapter that has Encryption turned ON as well as ANO Encryption.

Action: Turn OFF either ANO Encryption or the Protocol Adapter Encryption if possible. Refer to the Administrator's Guide on how to do this.

TNS-12699: Native service internal error

Cause: An internal error occurred in the native services component.

Action: Enable tracing to determine the exact error. Contact Oracle Customer Support.

UDE-00001 to UDE-00054

UDE-00001: user requested cancel of current operation

Cause: User has requested a cancellation of current job.

Action: No action is needed.

UDE-00002: invalid username or password

Cause: An invalid username or password was specified.

Action: Retry with a valid username and password.

UDE-00003: all allowable logon attempts failed

Cause: Attempts were repeatedly made to log on with an invalid username or password.

Action: Shut down the utility, then restart and retry with a valid username and password.

UDE-00004: operation generated ORACLE error *number*

Cause: The operation unexpectedly produced the specified error. Refer to the description of that error for more information.

Action: Refer to the description of the reported error for possible actions.

UDE-00005: unexpected End-Of-File encountered while reading input

Cause: Encountered an End-Of-File while reading the user input.

Action: If input to export is being redirected, check the file for errors.

UDE-00006: failed to allocate memory of size *number*

Cause: Unable to allocate the necessary memory.

Action: Record the messages that follow and report this to Oracle Customer Support as an Export internal bug.

UDE-00007: attempt to free unallocated memory

Cause: An attempt was made to free memory that was not allocated.

Action: Contact Oracle Worldwide Support

UDE-00010: multiple job modes requested, *string* and *string*.

Cause: Multiple job modes were specified.

Action: Specify only one valid mode, then retry.

UDE-00011: parameter *string* is incompatible with parameter *string*

Cause: An invalid combination of parameters was specified.

Action: Refer to documentation for the set of valid modes, then retry.

UDE-00012: table mode exports only allow objects from one schema

Cause: Multiple schemas were selected for export.

Action: Retry export specifying only one schema.

UDE-00013: internal expdp error.

Cause: Fatal internal Data Pump client error.

Action: Contact Oracle Customer Support

UDE-00014: invalid value for parameter, 'string'.

Cause: Could not parse the specified parameter or parameter value.

Action: Refer to documentation for valid parameter values.

UDE-00015: invalid context or job state for parameter, 'string'.

Cause: Invalid job state or context for specified parameter.

Action: Refer to documentation for correct parameter usage.

UDE-00016: 'string' parameter requires a value.

Cause: Parameter was specified without a value.

Action: Refer to documentation for correct parameter usage.

UDE-00017: Data Pump job is already executing.

Cause: Incorrect Data Pump job state for requested operation.

Action: Refer to documentation for correct usage.

UDE-00018: Data Pump client is incompatible with database version *string*

Cause: The Export utility is at a higher version than the database version and is thereby incompatible.

Action: Use the same version of Export utility as the database.

UDE-00019: 'string' parameter list is too long.

Cause: Requested parameter list exceeds 4000 character maximum.

Action: Reduce the specified number of parameter values and rerun.

UDE-00020: Data Pump client is incompatible with Data Pump API.

Cause: The Export utility is at a higher version than the Data Pump server and is thereby incompatible.

Action: Use the same version of Export utility as the server.

UDE-00050: Unable to setup parameter processing.

Cause: An unexpected error occurred during parameter manager initialization.

Action: Record the messages that follow and report this to Oracle Customer Support as an Export internal bug.

UDE-00051: unable to set NLS_NUMERIC_CHARACTERS to required defaults.

Cause: Export was unable to set NLS_NUMERIC_CHARACTERS to '.,'

Action: Record the accompanying messages and report this as an Export internal error to Oracle customer support.

UDE-00052: incorrect Data Pump client for operation: *string*

Cause: Export client attempted to attach to import job.

Action: Use appropriate client when attaching to an existing job

UDE-00053: unrecognized client command '*string*'

Cause: Invalid interactive client command.

Action: Refer to documentation for valid client commands.

UDE-00054: Deprecated Legacy Mode parameter '*string*' specified at or on: *string*

Cause: The Legacy Mode parameter specified has no corresponding Data Pump mapping.

Action: Review the location referred to in the error message ((either 'Command Line', 'Parameter File', or 'Environment Variable') and remove the parameter.



UDI-00001 to UDI-00054

UDI-00001: user requested cancel of current operation\n

Cause: User has requested a cancellation of current job.

Action: No action is needed.

UDI-00002: invalid username or password

Cause: An invalid username or password was specified.

Action: Retry with a valid username and password.

UDI-00003: all allowable logon attempts failed

Cause: Attempts were repeatedly made to log on with an invalid username or password.

Action: Shut down the utility, then restart and retry with a valid username and password.

UDI-00004: operation generated ORACLE error *number*

Cause: The operation unexpectedly produced the specified error. Refer to the description of that error for more information.

Action: Refer to the description of the reported error for possible actions.

UDI-00005: unexpected End-Of-File encountered while reading input.\n

Cause: Encountered an End-Of-File while reading the user input.

Action: If input to import is being redirected, check the file for errors.

UDI-00006: failed to allocate memory of size *number*

Cause: Unable to allocate the necessary memory.

Action: Record the messages that follow and report this to Oracle Customer Support as an Import internal bug.

UDI-00007: attempt to free unallocated memory

Cause: An attempt was made to free memory that was not allocated.

Action: Contact Oracle Customer Support

UDI-00010: multiple job modes requested, *string* and *string*.

Cause: Invalid job mode was specified.

Action: Specify only one valid mode, then retry.

UDI-00011: parameter *string* is incompatible with parameter *string*

Cause: An invalid combination of parameters was specified.

Action: Refer to documentation for the set of valid modes, then retry.

UDI-00012: table mode imports only allow objects from one schema

Cause: Multiple schemas were selected for import.

Action: Retry import specifying only one schema.

UDI-00013: internal impdp error.

Cause: Fatal internal Data Pump client error.

Action: Contact Oracle Customer Support.

UDI-00014: invalid value for parameter, '*string*'

Cause: Could not parse the specified parameter or parameter value.

Action: Refer to documentation for valid parameter values.

UDI-00015: invalid context or job state for parameter, '*string*'.

Cause: Invalid job state or context for specified parameter.

Action: Refer to documentation for correct parameter usage.

UDI-00016: '*string*' parameter requires a value.

Cause: Parameter was specified without a value.

Action: Refer to documentation for correct parameter usage.

UDI-00017: Data Pump job is already executing.

Cause: Incorrect Data Pump job state for requested operation.

Action: Refer to documentation for correct usage.

UDI-00018: Data Pump client is incompatible with database version *string*

Cause: The Import utility is at a higher version than the database version and is thereby incompatible.

Action: Use the same version of Import utility as the database.

UDI-00019: '*string*' parameter list is too long.

Cause: Requested parameter list exceeds 4000 character maximum.

Action: Reduce the specified number of parameter values and rerun.

UDI-00020: Data Pump client is incompatible with Data Pump API.

Cause: The Export utility is at a higher version than the Data Pump server and is thereby incompatible.

Action: Use the same version of Export utility as the server.

UDI-00050: unable to setup parameter processing.

Cause: An unexpected error occurred during parameter manager initialization.

Action: Record the messages that follow and report this to Oracle Customer Support as an Import internal bug.

UDI-00051: unable to set NLS_NUMERIC_CHARACTERS to required defaults.

Cause: Import was unable to set NLS_NUMERIC_CHARACTERS to '.,'

Action: Record the accompanying messages and report this as an Import internal error to Oracle Customer Support.

UDI-00052: incorrect Data Pump client for operation: *string*

Cause: Import client attempted to attach to export job.

Action: Use appropriate client when attaching to an existing job

UDI-00053: unrecognized client command '*string*'


Cause: Invalid interactive client command.

Action: Refer to documentation for valid client commands.

UDI-00054: Deprecated Legacy Mode parameter '*string*' specified at or on: *string*

Cause: The Legacy Mode parameter specified has no corresponding Data Pump mapping.

Action: Review the location referred to in the error message ((either 'Command Line', 'Parameter File', or 'Environment Variable') and remove the parameter.



SQL*Loader-00100 to SQL*Loader-03120

SQL*Loader-00100: Syntax error on command-line\n

Cause: Possible causes for this error include: placing a positional argument after keyword arguments, misspelling a keyword, not balancing parentheses or quotes, or leaving space between the operator, '=', and an argument.

Action: Check the command syntax and the spelling, then retry.

SQL*Loader-00101: Invalid argument for username/password\n

Cause: The username/password argument specified on the command line was not recognized. Another argument (not identified by a keyword) could be in the position where username/password is expected.

Action: Check the format of the username/password argument, which is the first argument on the command line, if arguments are given without keywords.

SQL*Loader-00102: Invalid control file name on command line\n

Cause: The control file name specified on the command line was not recognized. It could be misspelled, or another argument (not identified by a keyword) could be in its place. One possible cause is the existence of a space between username and password. See error 101, above. Another is that the specified file name caused an overflow of the output buffer.

Action: Check the spelling and position of the arguments on the command line.

SQL*Loader-00103: Invalid log file name on command line\n

Cause: The log file name specified on the command line was not recognized. It could be misspelled, or another argument (not identified by a keyword) could be in its place. Another possible cause is that the specified file name caused an overflow of the output buffer.

Action: Check the spelling and position of the arguments on the command line.

SQL*Loader-00104: Invalid bad file name on command line\n

Cause: The bad file name specified on the command line was not recognized. It could be misspelled, or another argument (not identified by a keyword) could be in its place. Another possible cause is that the specified file name caused an overflow of the output buffer.

Action: Correct it.

SQL*Loader-00105: Invalid data file name on command line\n

Cause: The datafile name specified on the command line was not recognized. It could be misspelled, or another argument (not identified by a keyword) could be in its place. Another possible cause is that the specified file name caused an overflow of the output buffer.

Action: Check the spelling and position of the arguments on the command line.

SQL*Loader-00106: Invalid discard file name on command line\n

Cause: The discard file name specified on the command line was not recognized. It could be misspelled, or another argument (not identified by a keyword) could be in its place. Another possible cause is that the specified file name caused an overflow of the output buffer.

Action: Check the spelling and position of the arguments on the command line.

SQL*Loader-00107: Invalid maximum number of discards\n

Cause: The argument's value is inappropriate, or another argument (not identified by a keyword) is in its place.

Action: Check the command line and retry.

SQL*Loader-00108: Invalid number of logical records to load\n

Cause: The argument's value is inappropriate, or another argument (not identified by a keyword) is in its place.

Action: Check the command line and retry.

SQL*Loader-00109: Invalid number of logical records to skip\n

Cause: The argument's value is inappropriate, or another argument (not identified by a keyword) is in its place.

Action: Check the command line and retry.

SQL*Loader-00110: Invalid maximum number of errors\n

Cause: The argument's value is inappropriate, or another argument (not identified by a keyword) is in its place.

Action: Check the command line and retry.

SQL*Loader-00111: Invalid number of rows for bind array or data saves\n

Cause: The argument's value is inappropriate, or another argument (not identified by a keyword) is in its place.

Action: Check the command line and retry.

SQL*Loader-00112: Invalid maximum bind array size\n

Cause: The argument's value is inappropriate, or another argument (not identified by a keyword) is in its place.

Action: Check the command line and retry.

SQL*Loader-00113: Invalid silent mode option\n

Cause: The only valid options for the SILENT command-line argument are ALL, ERROR, FEEDBACK, or HEADER. The argument could be misspelled, or another argument (not identified by a keyword) could be in its place.

Action: Check the command line and retry.

SQL*Loader-00114: Error in OPTIONS statement\n

Cause: Command line options specified in the SQL*Loader control file with the OPTIONS clause were found to be incorrect.

Action: Check the format of the OPTIONS clause in the SQL*Loader control file.

SQL*Loader-00115: Invalid direct path option

Cause: The only valid options for the DIRECT command-line argument are TRUE or FALSE. The argument could be misspelled, or another argument (not identified by a keyword) could be in its place.

Action: Check the command line and retry.

SQL*Loader-00116: Error prompting for password

Cause: An internal error has occurred.

Action: Contact customer support.

SQL*Loader-00118: Invalid parallel load option

Cause: The command-line argument used for the parallel load is incorrect.

Action: Use only TRUE or FALSE as the value for the parallel load option.

SQL*Loader-00119: Invalid parallel file (data file) name on command line

Cause: The command-line argument for the parallel file was entered incorrectly. One possible cause is that the specified file name caused an overflow of the output buffer.

Action: Check the command line argument and retry the operation.

SQL*Loader-00120: Invalid _synchro option string

Cause: The command-line argument _synchro is incorrect.

Action: Use only one of the allowed modes: see ulminv[].

SQL*Loader-00121: Invalid skip_unusable_indexes option

Cause: The command line argument for skip_unusable_indexes is incorrect.

Action: Use only TRUE or FALSE as the value for the skip_unusable_indexes option.

SQL*Loader-00122: Invalid skip_index_maintenance option

Cause: The command line argument for skip_index_maintenance is incorrect.

Action: Use only true or false as the value for the skip_index_maintenance option.
(Note: only on direct loads!)

SQL*Loader-00123: specified value for bindsize(number) less than readsize(number)
\n

Cause: The command line argument specified for bindsize was less than the value of readsize.

Action: No action is required. SQL*Loader automatically adjusts the value of bindsize to equal the value of readsize.

SQL*Loader-00124: specified value for readsize(number) less than bindsize(number)
\n

Cause: The command line argument specified for readsize was less than the value of bindsize.

Action: No action is required. SQL*Loader automatically adjusts the value of readsize to equal the value of bindsize.

SQL*Loader-00125: specified value for readsize(number) less than max_record_size(number)
\n

Cause: The command line argument specified for readsize was less than the value of max_record_size.

Action: No action is required. SQL*Loader automatically adjusts the value of readsize to equal the value of max_record_size.

SQL*Loader-00126: Invalid read size\n

Cause: The argument's value is inappropriate, or another argument (not identified by a keyword) is in its place.

Action: Check the command line and retry.

SQL*Loader-00127: Invalid maximum record size\n

Cause: The argument's value is inappropriate, or another argument (not identified by a keyword) is in its place.

Action: Check the command line and retry.

SQL*Loader-00128: unable to begin a session\n

Cause: An error occurred when attempting to start a session on the database.

Action: See the message that follows this message for information on the cause of the error.

SQL*Loader-00129: Invalid number of rows for direct path column array\n

Cause: The argument's value is inappropriate

Action: Check the command line and retry.

SQL*Loader-00130: Invalid direct path stream size\n

Cause: The argument's value is inappropriate

Action: Check the command line and retry.

SQL*Loader-00131: Invalid multithreading option\n

Cause: The only valid options for the MULTITHREADING command-line argument are TRUE or FALSE. The argument could be misspelled, or another argument (not identified by a keyword) could be in its place.

Action: Check the command line and retry.

SQL*Loader-00132: invalid argument for external table option\n

Cause: The command line argument specified for external_tables was not TRUE or FALSE

Action: Check the command line and retry.

SQL*Loader-00133: Can't specify both direct path and external tables\n

Cause: Both options for direct path and external tables were indicated. Only one of these can be applied at a time.

Action: Change at least one of the parameters to enable only one.

SQL*Loader-00134: invalid option specified for EXTERNAL_TABLE parameter\n

Cause: An invalid value was specified for the EXTERNAL_TABLE parameter.

Action: Specify one of the following values. NOT_USED disables use of external tables. GENERATE_ONLY generates the SQL statements that will use external tables to load the data. EXECUTE both generates the SQL statements and then executes them.

SQL*Loader-00135: Invalid argument for RESUMABLE\n

Cause: The command line argument specified for RESUMABLE was not TRUE or FALSE.

Action: Check the command line and retry.

SQL*Loader-00136: Invalid argument for RESUMABLE_NAME\n

Cause: The command line argument specified for RESUMABLE_NAME was not a valid string.

Action: Check the command line and retry.

SQL*Loader-00137: Invalid value for RESUMABLE_TIMEOUT\n

Cause: The command line argument specified for RESUMABLE_TIMEOUT was not a valid positive integer.

Action: Check the command line and retry.

SQL*Loader-00138: Invalid value for DATE_CACHE\n

Cause: The command line argument specified for DATE_CACHE was not a valid positive integer.

Action: Check the command line and retry.

SQL*Loader-00144: Conflicting load methods: *string/string* specified.\n

Cause: External table mode and direct path mode were both specified.

Action: Specify only one load method.

SQL*Loader-00145: Invalid value for NO_INDEX_ERRORS\n

Cause: The command line argument specified was not a valid boolean.

Action: Check the command line and retry.

SQL*Loader-00146: Invalid value for PARTITION_MEMORY\n

Cause: The command line argument specified was not -1, 0, or positive.

Action: Check the command line and retry.

SQL*Loader-00147: Warning: The NO_INDEX_ERRORS parameter is ignored for direct path parallel loads.\n

Cause: The NO_INDEX_ERRORS parameter was specified for a parallel load.

Action: Do not use the NO_INDEX_ERRORS parameter for parallel loads.

SQL*Loader-00148: Invalid value for the TABLE parameter.\n

Cause: The command line argument specified for the TABLE parameter was not a valid string. It is also possible that the schema name or the table name overflowed the output buffer which allows for the maximum identifier size in the database character set.

Action: Check the command line and retry.

SQL*Loader-00149: Control file cannot be specified with the TABLE parameter.\n

Cause: A control file was specified along with the TABLE parameter.

Action: Check the command line and retry. If you are doing an express mode load, omit the control file. If you are not doing an express mode load, omit the TABLE parameter.

SQL*Loader-00174: conflicting values for PARALLEL and DEGREE_OF_PARALLELISM parameters\n

Cause: Conflicting values were specified for the parallel setting. This could be caused by: 1) having PARALLEL=TRUE and DEGREE_OF_PARALLELISM=NONE(or 1) 2)

PARALLEL=FALSE and DEGREE_OF_PARALLELISM being set to a value other than NONE or 1.

Action: Verify the values for PARALLEL and DEGREE_OF_PARALLELISM.

SQL*Loader-00175: invalid number of Direct NFS (dNFS) read buffers\n

Cause: The argument's value was inappropriate.

Action: Check the command line and retry.

SQL*Loader-00176: Invalid value for the DATE_FORMAT parameter.\n

Cause: The command line argument specified for the DATE_FORMAT parameter was not a valid string.

Action: Check the command line and retry.

SQL*Loader-00177: The DATE_FORMAT parameter can only be specified with the TABLE parameter.\n

Cause: A control file was specified along with the DATE_FORMAT parameter.

Action: Check the command line and retry. If you are doing an express mode load, omit the control file. If you are not doing an express mode load, omit the DATE_FORMAT parameter.

SQL*Loader-00178: Invalid value for the TERMINATED_BY parameter.\n

Cause: The command line argument specified for the TERMINATED_BY parameter was not a valid string.

Action: Check the command line and retry.

SQL*Loader-00179: Invalid hexadecimal value for the TERMINATED_BY parameter.\n

Cause: The command line argument specified for the TERMINATED_BY parameter was not a valid hexadecimal string.

Action: Check the command line and retry.

SQL*Loader-00180: Invalid hexadecimal value for the table-level NULLIF parameter.\n

Cause: The command line argument specified for the table-level NULLIF parameter was not a valid hexadecimal string.

Action: Check the command line and retry.

SQL*Loader-00181: The TERMINATED_BY parameter cannot be specified without the TABLE parameter.\n

Cause: The TERMINATED_BY parameter was specified without the TABLE parameter.

Action: Check the command line and retry. If you are doing an express mode load, include the TABLE parameter and omit the control file. If you are not doing an express mode load, omit the TERMINATED_BY parameter.

SQL*Loader-00182: Invalid value for the ENCLOSED_BY parameter.\n

Cause: The command line argument specified for the ENCLOSED_BY parameter was not a valid string.

Action: Check the command line and retry.

SQL*Loader-00183: invalid hexadecimal value for the ENCLOSED_BY parameter: *string*\n

Cause: The command line argument specified for the ENCLOSED_BY parameter was not a valid hexadecimal string.

Action: Check the command line and retry.

SQL*Loader-00184: The ENCLOSED_BY parameter cannot be specified with the OPTIONALLY_ENCLOSED_BY parameter.\n

Cause: Both the ENCLOSED_BY parameter and the OPTIONALLY_ENCLOSED_BY parameter were specified.

Action: Check the command line and retry. Specify only the ENCLOSED_BY parameter or the OPTIONALLY_ENCLOSED_BY parameter.

SQL*Loader-00185: The ENCLOSED_BY parameter cannot be specified without the TABLE parameter.\n

Cause: The ENCLOSED_BY parameter was specified without the TABLE parameter.

Action: Check the command line and retry. If you are doing an express mode load, include the TABLE parameter and omit the control file. If you are not doing an express mode load, omit the ENCLOSED_BY parameter.

SQL*Loader-00186: Invalid value for the OPTIONALLY_ENCLOSED_BY parameter.\n

Cause: The command line argument specified for the OPTIONALLY_ENCLOSED_BY parameter was not a valid string.

Action: Check the command line and retry.

SQL*Loader-00187: invalid hexadecimal value for the OPTIONALLY_ENCLOSED_BY parameter: *string*\n

Cause: The command line argument specified for the OPTIONALLY_ENCLOSED_BY parameter was not a valid hexadecimal string.

Action: Check the command line and retry.

SQL*Loader-00188: The OPTIONALLY_ENCLOSED_BY parameter cannot be specified with the ENCLOSED_BY parameter.\n

Cause: Both the OPTIONALLY_ENCLOSED_BY parameter and the ENCLOSED_BY parameter were specified.

Action: Check the command line and retry. Specify only the OPTIONALLY_ENCLOSED_BY parameter or the ENCLOSED_BY parameter.

SQL*Loader-00189: The OPTIONALLY_ENCLOSED_BY parameter cannot be specified without the TABLE parameter.\n

Cause: The OPTIONALLY_ENCLOSED_BY parameter was specified without the TABLE parameter.

Action: Check the command line and retry. If you are doing an express mode load, include the TABLE parameter and omit the control file. If you are not doing an express mode load, omit the OPTIONALLY_ENCLOSED_BY parameter.

SQL*Loader-00190: Invalid value for the CHARACTERSET parameter.\n

Cause: The command line argument specified for the CHARACTERSET parameter was not a valid string.

Action: Check the command line and retry.

SQL*Loader-00191: The CHARACTERSET parameter can only be specified with the TABLE parameter.\n

Cause: A control file was specified along with the CHARACTERSET parameter.

Action: Check the command line and retry. If you are doing an express mode load, omit the control file. If you are not doing an express mode load, omit the CHARACTERSET parameter.

SQL*Loader-00192: The CHARACTERSET parameter cannot be specified without the TABLE parameter.\n

Cause: The CHARACTERSET parameter was specified without the TABLE parameter.

Action: Check the command line and retry. If you are doing an express mode load, include the TABLE parameter and omit the control file. If you are not doing an express mode load, omit the CHARACTERSET parameter.

SQL*Loader-00193: Invalid value for the DEGREE_OF_PARALLELISM parameter.\n

Cause: The command line argument specified for the DEGREE_OF_PARALLELISM parameter was not a valid string.

Action: Check the command line and retry.

SQL*Loader-00194: Option *string* specified and ignored for *string* path load.\n

Cause: An option was specified that is not supported for conventional path or direct path.

Action: Do not specify the unsupported option or do not use conventional path or direct path load.

SQL*Loader-00195: Invalid value for the TRIM parameter.\n

Cause: The command line argument specified for the TRIM parameter was not a valid string.

Action: Check the command line and retry.

SQL*Loader-00196: Invalid value for the CSV parameter.\n

Cause: The command line argument specified for the CSV parameter was not a valid string.

Action: Check the command line and retry.

SQL*Loader-00197: Invalid value for the TIMESTAMP_FORMAT parameter.\n

Cause: The command line argument specified for the TIMESTAMP_FORMAT parameter was not a valid string.

Action: Check the command line and retry.

SQL*Loader-00198: The TIMESTAMP_FORMAT parameter can only be specified with the TABLE parameter.\n

Cause: A control file was specified along with the TIMESTAMP_FORMAT parameter.

Action: Check the command line and retry. If you are doing an express mode load, omit the control file. If you are not doing an express mode load, omit the TIMESTAMP_FORMAT parameter.

SQL*Loader-00199: Invalid value for the NULLIF parameter.\n

Cause: The command line argument specified for the NULLIF parameter was not a valid string.

Action: Check the command line and retry.

SQL*Loader-00200: FORMAT clause should not be present - flat data files only\n

Cause: SQL/DS FORMAT clause is not supported.

Action: Remove the FORMAT command from the SQL*Loader control file or

SQL*Loader-00201: There is an invalid value for the CSV clause.\n

Cause: The control file clause specified for CSV was neither CSV WITH EMBEDDED or CSV WITHOUT EMBEDDED.

Action: Check the control file CSV clause syntax and retry.

SQL*Loader-00202: shift-based character sets not supported with CSV format files with embedded record terminators\n

Cause: A CSV format file with embedded record terminators was specified with a shift-based character set.

Action: Either use a nonshift-based character set or do not use CSV format files with embedded record terminators.

SQL*Loader-00203: The NULLIF parameter can only be specified with the TABLE parameter.\n

Cause: A control file was specified along with the NULLIF parameter.

Action: Check the command line and retry. If you are doing an express mode load, omit the control file. If you are not doing an express mode load, omit the NULLIF parameter.

SQL*Loader-00204: Invalid value for the FIELD_NAMES parameter.\n

Cause: The command line argument specified for the FIELD_NAMES parameter was not a valid string. You must specify FIRST, FIRST_IGNORE, ALL, ALL_IGNORE, or NONE.

Action: Check the command line and retry.

SQL*Loader-00205: The FIELD_NAMES parameter can only be specified with the TABLE parameter.\n

Cause: A control file was specified along with the FIELD_NAMES parameter.

Action: Check the command line and retry. If you are doing an express mode load, omit the control file. If you are not doing an express mode load, omit the FIELD_NAMES parameter.

SQL*Loader-00206: Empty field name for field *number* in the FIELD NAMES record in data file\n

Cause: A field name in the FIELD NAMES record was empty.

Action: Specify a valid field name and retry the operation.

SQL*Loader-00207: Missing one or more field names in the FIELD NAMES record in the data file. Found *number* fields, there should be *number* fields.\n

Cause: One or more field names was not listed in the FIELD NAMES record. However, it was listed in the access parameter list for the external table.

Action: Include all field names in the data file and retry the operation.

SQL*Loader-00208: Error on the FIELD NAMES record for table *string*, field *stringstringstring* was not found in the control file.\n

Cause: The listed field was not found in the control file field list. The next error message lists the name of the data file where the error was found.

Action: Check the listed field and fix it. Then retry the operation.

SQL*Loader-00209: error processing the FIELD NAMES record in data file *string*.\n

Cause: An error occurred while processing the FIELD NAMES record for the data file.

Action: See messages that precede this one for more details. Fix the error and retry the operation.

SQL*Loader-00210: first data file is empty, cannot process the FIELD NAMES record\n

Cause: The data file listed in the next message was empty. Therefore, the FIELD NAMES FIRST FILE directive could not be processed.

Action: Check the listed data file and fix it. Then retry the operation.

SQL*Loader-00211: Field name *stringstringstring* in the FIELD NAMES record in the data file is too long.\n

Cause: The field name exceeded the maximum of 30 characters.

Action: Specify at most 30 characters.

SQL*Loader-00212: The field level ENCLOSED BY clause is not allowed with the CSV WITH EMBEDDED clause.\n

Cause: A field level ENCLOSED BY clause was specified with the CSV WITH EMBEDDED clause. All fields must use the same ENCLOSED BY or OPTIONALLY ENCLOSED BY clause for CSV files with embedded record terminators.

Action: Either remove the field level ENCLOSED BY clause, or, if the data file does not contain embedded record terminators, change CSV WITH EMBEDDED to CSV WITHOUT EMBEDDED.

SQL*Loader-00213: Invalid value for the table parameter\n

Cause: The table name specified on the command line was not recognized. It could be misspelled, or another argument (not identified by a keyword) could be in its place. The schema name or the table name may have been too long for a valid database identifier in the database character set.

Action: Check the spelling and position of the arguments on the command line.

SQL*Loader-00214: Invalid value for the table name in the INTO TABLE clause\n

Cause: The table name specified in the INTO TABLE clause was not recognized. The schema name or the table name may have been too long for a valid database identifier in the database character set.

Action: Check the name and try again with a valid table name.

SQL*Loader-00215: Invalid data file name in INFILE statement\n

Cause: The datafile name specified in INFILE statement was not recognized. It could be misspelled, or the length may exceed the maximum file specification allowed on the platform.

Action: Check the spelling and length of the data file specification.

SQL*Loader-00216: Invalid bad file name in BADFILE statement

Cause: The bad file name specified in the BADFILE statement was not recognized. It could be misspelled, or the length may exceed the maximum file specification allowed on the platform.

Action: Check the spelling and length of the bad file specification.

SQL*Loader-00217: Invalid discard file name in DISCARDFILE statement

Cause: The discard file name specified in the DISCARDFILE statement was not recognized. It could be misspelled, or the length may exceed the maximum file specification allowed on the platform.

Action: Check the spelling and length of the discard file specification.

SQL*Loader-00218: Specified command-line parameter *string* ignored since not an express mode load.

Cause: A command-line parameter was specified that is supported only for express mode and not for loads which use a control file.

Action: Omit the option which is not supported if the option is not needed or use the control file syntax for the option. For example, use the CSV WITH EMBEDDED or CSV WITHOUT EMBEDDED control file syntax.

SQL*Loader-00219: Invalid value for parameter SDF_PREFIX

Cause: The value for the SDF_PREFIX parameter was not recognized or the value of the parameter was too long.

Action: Verify the value specified and shorten it if possible.

SQL*Loader-00220: invalid value for the exceptions table name in the REENABLE clause

Cause: The table name specified for the exceptions table in the REENABLE disabled constraints clause was not recognized. The schema name or the table name may have been too long for a valid database identifier in the database character set.

Action: Check the name and try again with a valid table name.

SQL*Loader-00221: invalid value for the partition or subpartition name

Cause: The name specified for the partition or subpartition was not recognized. The name may have been too long for a valid database identifier in the database character set.

Action: Check the name and try again with a valid partition or subpartition name.

SQL*Loader-00222: invalid option specified for DEFAULTS parameter

Cause: An invalid value was specified for the DEFAULTS parameter.

Action: Specify one of the following values: - IGNORE to disable loading of default values. - EVALUATE_ONCE to load default values, but evaluate default expressions once at the beginning of the load. - EVALUATE_EVERY_ROW to load default values and evaluate default expressions for each row. - IGNORE_UNSUPPORTED_EVALUTE_ONCE to load default values where supported, ignore otherwise. Evaluate defaults once. - IGNORE_UNSUPPORTED_EVALUTE_EVERY_ROW to load default values where supported, ignore otherwise. Evaluate defaults every row.

SQL*Loader-00223: Warning: The DEFAULTS parameter is ignored for non-direct path loads.

Cause: The DEFAULTS parameter was specified for a non-direct path load.

Action: Do not use the DEFAULTS parameter for non-direct path loads.

SQL*Loader-00248: multiple *string* format masks specified at table level for table *string*\n

Cause: Multiple format masks were specified for the listed datetime data type at the table level for the listed table.

Action: Remove one of the mask specifications and try the operation again.

SQL*Loader-00249: Unexpected error occurred while processing datetime format mask (*string*).\n

Cause: An unexpected error occurred while processing the datetime format mask.

Action: Check the mask and try the operation again with a correct mask. If the problem still occurs, contact Oracle Support Services.

SQL*Loader-00250: Work data sets are not used by SQL*Loader\n

Cause: The SQL*Loader control file contains a WRKDDN statement. SQL*Loader ignores this clause.

Action: No action required. This is an informational message.

SQL*Loader-00251: Sort devices are not used by SQL*Loader\n

Cause: The SQL*Loader control file contains a SORTDEVT statement. SQL*Loader ignores this clause.

Action: No action required. This is an informational message.

SQL*Loader-00252: Sort data sets are not used by SQL*Loader\n

Cause: The SQL*Loader control file contains a SORTNUM statement. SQL*Loader ignores this clause.

Action: No action required. This is an informational message.

SQL*Loader-00253: DB2 partition number has no significance -- ignored\n

Cause: The SQL*Loader control file contains a PART statement. SQL*Loader ignores this clause.

Action: No action required. This is an informational message.

SQL*Loader-00254: Cannot have DISCARDFILE specs here when multiple data files\n

Cause: The SQL*Loader control file contained multiple INFILE statements and a DISCARDFILE statement was found below the RESUME clause.

Action: Move the DISCARDFILE statement above the RESUME clause, so it is adjacent to one of the INFILE statements.

SQL*Loader-00255: Log file for error recovery not used by SQL*Loader\n

Cause: The SQL*Loader control file contains a LOG statement. SQL*Loader ignores this clause.

Action: No action required. This is an informational message.

SQL*Loader-00256: SORTED INDEXES option allowed only for direct path\n

Cause: The SQL*Loader control file contains a SORTED INDEXES statement, but it was not used in a direct path load.

Action: Specify a direct path load with DIRECT=TRUE on the command line, remove the statement from the SQL*Loader control file, or

SQL*Loader-00257: TERMINATED BY EOF option not valid with ENCLOSED BY option\n

Cause: A field description in the SQL*Loader control file contains both the TERMINATED BY EOF and the ENCLOSED BY options. These options are mutually exclusive.

Action: Remove either or both of the clauses.

SQL*Loader-00258: Maximum number of SORTED INDEXES (*number*) exceeded on table *string*\n

Cause: There are too many indexes in the SORTED INDEX clause. The message displays the maximum number that are permitted.

Action: Reduce the number of indexes specified in the SORTED INDEX clause or use the conventional path load instead of the direct path load.

SQL*Loader-00259: Could not escalate DDL share lock to exclusive on table *string* \n

Cause: This error occurs when another user has a parse lock on the table, for example, when another user is doing a select on the table. The parse lock should clear momentarily.

Action: Give the parse lock a chance to clear and then retry or else use the conventional path load.

SQL*Loader-00260: TERMINATED BY EOF option available only with LOBFILE option\n

Cause: The TERMINATED BY EOF option can be used only when describing data to be loaded from a LOBFILE. It cannot be specified at the table level and it cannot be for data in "regular" data files.

Action: Verify that you have specified the correct option for TERMINATED BY and verify that the TERMINATED BY option is specified for the correct fields.

SQL*Loader-00261: illegal use of TERMINATED BY for RAW field\n

Cause: The TERMINATED BY option cannot be used for loading data of type RAW from the data file. The only exception is when loading RAW data from LOBFILES. In that case, you may specify the TERMINATED BY EOF option.

Action: Remove the TERMINATED BY option from the RAW field in the SQL*Loader control file.

SQL*Loader-00262: PIECED keyword (on column *string*) allowed only when path is direct\n

Cause: The PIECED keyword cannot be used in a conventional path load.

Action: Remove the PIECED keyword or use the direct path load.

SQL*Loader-00263: PIECED column *string* must be last specified column in table *string*\n

Cause: A column that is not the last column was specified as PIECED.

Action: Remove the PIECED keyword or place the column last.

SQL*Loader-00264: File mode token *string* parsed but ignored\n

Cause: An obsolete file mode token was used in the SQL*Loader control file. As of Release 1.1 of SQL*Loader, the file-processing options string is used to control file processing, rather than keywords like STREAM, RECORD, FIXED, and VARIABLE.

Action: No action required. This message is informational. Removing the obsolete keywords will eliminate the message without changing the way in which the datafile is processed.

SQL*Loader-00265: Unable to get default character set name.\n

Cause: SQL*Loader was unable to locate the default character set name for the environment.

Action: Supply a character set name with the CHARACTERSET keyword.

SQL*Loader-00266: Unable to locate character set handle for *string*.\n

Cause: SQL*Loader could not find the character set handle for the named character set.

Action: Correct the character set name.

SQL*Loader-00267: Control file must be first data file.\n

Cause: The SQL*Loader control file is specified as containing data using the INFILE "*" clause, but other datafiles were named first.

Action: Move the INFILE "*" clause so that it is the first datafile declared in the SQL*Loader control file.

SQL*Loader-00268: UNRECOVERABLE keyword may be used only in direct path.\n

Cause: The UNRECOVERABLE keyword can only be specified in the direct path load.

Action: Use the direct path load or remove the keyword. (Conventional path loads are always recoverable).

SQL*Loader-00269: Null string not allowed as clause comparison text.\n

Cause: A clause is being compared to a null string.

Action: Modify the clause to compare to at least one character.

SQL*Loader-00270: TERMINATED BY EOF valid only for CHAR or RAW datatypes\n

Cause: A field description in the SQL*Loader control file used the TERMINATED BY EOF option when the field was not a RAW or CHAR datatype.

Action: Modify the SQL*Loader control file to either remove the TERMINATED BY EOF clause or change the datatype for the field to be CHAR or RAW.

SQL*Loader-00271: Not a Parallel load. Table level OPTIONS statement ignored.\n

Cause: A table-level OPTIONS statement was specified for a non-parallel load.

Action: Remove the OPTIONS statement from the SQL*Loader control file.

SQL*Loader-00272: Table level OPTIONS statement ignored.\n

Cause: In the parallel load option, the file specified on the command line overrides the file specified in the SQL*Loader control file.

Action: Remove the OPTIONS statement from the SQL*Loader control file.

SQL*Loader-00273: READBUFFERS may be used only in direct path.\n

Cause: The READBUFFERS specification was not entered as part of a direct path.

Action: Use the direct path or remove the READBUFFERS specification from the SQL*Loader control file.

SQL*Loader-00274: At least 2 read buffers have to be specified.\n

Cause: Fewer than 2 read buffers have been specified.

Action: Specify at least 2 read buffers in the READBUFFERS statement, in the SQL*Loader control file.

SQL*Loader-00275: Data is in control file but "INFILE *" has not been specified.\n\n

Cause: The INFILE specification was not entered in the SQL*Loader control file.

Action: If data in the SQL*Loader control file is to be read, specify INFILE * in the SQL*Loader control file.

SQL*Loader-00276: Local storage option overrides global storage.\n

Cause: A storage clause has been specified in the table level options statement and also in the global options statement.

Action: This is only a warning message. Table level options take precedence over global options. Drop the table level options statement if this is not the intent.

SQL*Loader-00277: Local file specification overrides global file specification.\n

Cause: A filename has been specified in the table level options statement and also in the global options statement.

Action: This is only a warning message. Table level options take precedence over global options. Drop the table level options statement if this is not the intent.

SQL*Loader-00278: Incorrect file specification for parallel load.\n

Cause: The filename used to perform the parallel load was entered incorrectly.

Action: Correct the filename and re-invoke parallel loader.

SQL*Loader-00279: Only APPEND mode allowed when parallel load specified.\n

Cause: INSERT, REPLACE, or TRUNCATE mode was used in a parallel load specification.

Action: Change the SQL*Loader control file to use the APPEND keyword and re-invoke the parallel loader.

SQL*Loader-00280: table *string* is a temporary table\n

Cause: The sqlldr utility does not load temporary tables. Note that if sqlldr did allow loading of temporary tables, the data would disappear after the load completed.

Action: Load the data into a non-temporary table.

SQL*Loader-00281: Warning: ROWS parameter ignored in parallel mode.\n

Cause: Specifying save points using the ROWS parameter is not supported for parallel loads.

Action: Remove the ROWS parameter from the command-line arguments or specify a non-parallel direct load to have save points performed.

SQL*Loader-00282: Unable to locate character set handle for character set ID (*number*).\n

Cause: SQL*Loader could not find the character set handle for the given character set ID.

Action: The character set ID was obtained from the database server, the SQL*Loader client does not have knowledge of the given character set ID. Possible mis-match of NLS data on the client and server side.

SQL*Loader-00283: file processing string "*string*" ignored for INFILE *\n

Cause: The SQL*Loader control file specified INFILE * for a load data file along with an optional file processing string. This message is a warning that the file processing string will be ignored since SQLLDR will expect the data to have the same record format as the SQL*Loader control file.

Action: If the data in the SQL*Loader control file is in the same format as the rest of the SQL*Loader control file, then you don't need to do anything. Removing the file processing string will get rid of this error message. If the data in the SQL*Loader control file has a different record format, then you need to copy the data into a separate file and use that file's name in the INFILE clause.

SQL*Loader-00284: Warning: Input data file *string* specified multiple times.\n

Cause: The same input datafile is loaded multiple times. This can occur if the INFILE keyword is placed out of order in the load syntax statement, which causes the filename of the first datafile loaded to default to the name of the control file with an extension or file type of DAT.

Action: Check that INFILE keyword is not placed after one of these - BADFILE/ BADDN/DISCARDFILE/DISCARDDN/DISCARDS.

SQL*Loader-00285: *string* may be used only in conventional path.\n

Cause: HIDDEN can only be specified in the conventional path load.

Action: Use the conventional path load.

SQL*Loader-00286: ROWS parameter is not supported when loading an IOT.\n

Cause: Specifying save points using the ROWS parameter is not supported when loading an IOT.

Action: Remove the ROWS parameter from the command-line arguments.

SQL*Loader-00287: No control file name specified.\n

Cause: No control file name was provided at the control prompt.

Action: Provide the name of a valid control file at the prompt or on the command line.

SQL*Loader-00288: Delimiters may not be specified for collections stored in SDF.\n\n

Cause: A TERMINATED BY or ENCLOSED BY clause was found along with an SDF (secondary data files) clause for a nested table or varray field.

Action: The TERMINATED BY or ENCLOSED BY clauses may be specified only if the nested table or VARRAY data is stored in the record in the main data file. If you are loading nested table or VARRAY data from a secondary data file, then you must use COUNT to indicate the number of elements in the secondary data file that are stored in the file.

SQL*Loader-00289: SQL string for column *string* occludes SQL string for column *string*.\n

Cause: A SQL string has been associated with both a column object and one of its attributes in the control file. Because the SQL string of the column object will replace the entire column object in the VALUE clause of the INSERT statement, the SQL string of the attribute is ignored. This could cause unexpected or incorrect values to be loaded.

Action: Correct the control file so that only the column object or its attribute has a SQL string, but not both.

SQL*Loader-00290: PIECED keyword (on column *string*) allowed only for lob or long columns

Cause: The PIECED keyword cannot be used for non lob or long columns.

Action: Remove the PIECED keyword or use lob or long column type.

SQL*Loader-00291: Invalid bind variable *string* in SQL string for column *string*.

Cause: A bind variable may not refer to a filler field or to a non-existent field. Also, when running in direct-path mode, a bind variable may not refer to field that represents a LOB stored in a secondary file or a collection.

Action: Remove the offending bind variable from the SQL string.

SQL*Loader-00292: ROWS parameter ignored when an XML, LOB or VARRAY column is loaded

Cause: Command-line arguments contained a ROWS parameter. Specifying save points using the ROWS parameter is not supported when any table being loaded contains a LOB or a column stored as a LOB. XML and VARRAY columns may be stored as a LOB.

Action: Remove the ROWS parameter from the command-line arguments.

SQL*Loader-00293: Missing XMLTYPE directive in control file for table *string*

Cause: A table of sys.xmltype must specify the XMLTYPE directive.

Action: Add XMLTYPE directive to control file.

SQL*Loader-00294: invalid name % specified in TREAT AS clause

Cause: The type name specified in a TREAT AS clause is invalid. It might contain characters that are not valid in the client character set or a quoted string might not be terminated or the name might be too long to contain a valid schema name and type name.

Action: Verify that the type name has valid characters and is not too long. Also, ensure that all quoted strings are terminated.

SQL*Loader-00295: Warning: Table *string*, Column *string* - Quoting rule of object attribute bind variables has changed.

Cause: The quoting rule of bind variables consisting of full object attribute names changed. The old quoting rule is incorrect because it can lead to ambiguous column references. For backward compatibility, current load will continue unless ambiguous column references are detected.

Action: This is only a warning message. Because the quoting rule of object attribute bind variables has changed, it is recommended that the control file be replaced with the new rule. With the new rule, a full object attribute bind variable name is not enclosed in its entirety in double quotes. Instead, each attribute name in the bind variable should be independently quoted as needed. Note that each attribute name is actually an identifier on its own and thus should follow the quoting rules for an identifier. For example, bind variable ':A.B.C' here consists of 3 attribute names (or identifiers): 'A', 'B', and 'C'.

SQL*Loader-00296: Bind variable *string* for column *string* is ambiguous.

Cause: A bind variable can only refer to one column in the control file. Current load could not continue due to ambiguous column references.

Action: Fix the bind variable. If this bind variable consists of quotes, check that the quotes are used correctly. For example, the old quoting rule of bind variables consisting of full object attribute names was incorrect because it can lead to

ambiguous column references. Let's say we have an expression "LTRIM(:'A.B.C')". Using the old quoting rule, this bind variable can refer to object attribute columns "'A"."B"."C'", "'A.B'.C", and "'A"."B.C'". To avoid this confusion, use the new quoting rule for object attribute bind variables, which is to quote each attribute name independently as needed. In the preceding example, if the intended object attribute column is 'A.B.C', then the expression rewritten as "LTRIM(:A.B.C)" or "LTRIM(:'A"."B"."C')" will not lead to ambiguities.

**SQL*Loader-00297: Invalid syntax or bind variable in SQL string for column *string*.
\n**

Cause: See following error message for more information. A SQL string cannot have quoted strings improperly terminated. A bind variable in a SQL string cannot have a length of 0, cannot exceed maximum length of 30 characters, and cannot be missing a double quote.

Action: Fix the SQL string. See following error for more information.

SQL*Loader-00298: Filler field name is too long\n

Cause: The specified filler field name exceeded the maximum of 30 characters.

Action: Specify at most 30 characters.

SQL*Loader-00299: Virtual column *string* in table *string.string* cannot be loaded.\n

Cause: Virtual columns were specified in the control file.

Action: Virtual columns cannot be specified in the control file. Remove the virtual column from the SQL*Loader control file.

SQL*Loader-00300: error while attempting to enable tracing\n

Cause: An error occurred while executing an ALTER SESSION statement to enable tracing. This message will be followed by the error returned from ALTER SESSION.

Action: No action required.

SQL*Loader-00301: string for TERMINATED BY or ENCLOSED BY clause is longer than *number* bytes\n

Cause: The size of a string literal is longer than the maximum number of bytes allowed for an ENCLOSED BY or TERMINATED BY string. This error can also occur if the string needs to be converted to the character set of the data file and the resulting string is too long.

Action: Use shorter strings for the TERMINATED BY and ENCLOSED BY clauses.

SQL*Loader-00303: Non-hex character encountered where hex char expected\n

Cause: A non-hex character was found in a hexadecimal string.

Action: Change it to the intended hexadecimal character.

SQL*Loader-00304: Illegal combination of non-alphanumeric characters\n

Cause: The SQL*Loader control file contains a combination of non-alphanumeric characters that SQL*Loader does not recognize. For example, the combination != is recognized as "not equal", but the combination =! is not valid.

Action: Remove the unrecognized characters from the control file.

SQL*Loader-00305: More than one end of file character encountered\n

Cause: The file contains multiple end-of-file marks.

Action: Remove the excess end-of-file characters.

SQL*Loader-00306: Token longer than max allowable length of *number* chars\n

Cause: The SQL*Loader control file contains a single word or combination of characters (a token) that is longer than the maximum permissible value. The maximum possible value is shown. This error could result from missing spaces, so that multiple tokens are joined.

Action: Check that the proper SQL*Loader control file is being executed. Separate tokens, if joined, or shorten the token.

SQL*Loader-00307: Warning: conflicting lengths *number* and *number* specified for column *string* table *string*\n

Cause: The SQL*Loader control file specifies two different lengths for the named column. There are three ways to specify the length of a field: --with the POSITION keyword: POSITION(1:3) -- with the length specifier: CHAR(6) -- with the implied length of a datatype; for example, INTEGER -- A conflict could occur between any two of these specifications (or among all three, but only two are shown). A common cause of this error is the specification of some numeric datatype, such as INTEGER, when the numeric external form is intended (INTEGER EXTERNAL). The external form consists of character data, so it is considerably longer than the numeric form, which consists of binary data.

Action: No action is necessarily required, because SQL*Loader uses only one of the lengths. Check the log file under the heading "Len" in the table-description section to see which length was used. Adjusting the SQL*Loader control file to produce uniform length specifications will remove the warning.

SQL*Loader-00308: *string* SQL string of column *string* must be in double quotes.\n

Cause: A SQL string was found that was not quoted or in single quotes.

Action: Use double quotes for the SQL string, rather than single quotes.

SQL*Loader-00309: No SQL string allowed as part of *string* field specification\n

Cause: Particular field types do not allow SQL strings as part of their field specification (e.g. field corresponding to a LOB column). This was violated and needs to be corrected.

Action: Remove the SQL string from the particular field specification.

SQL*Loader-00310: Interval partition values of table *string* must be in double quotes.\n

Cause: A string specified for interval partitioning was found that was not quoted or in single quotes.

Action: Use double quotes for the interval partitioning values string, rather than single quotes.

SQL*Loader-00350: Syntax error at line *number*.\n

Cause: num identifies the line in the SQL*Loader control file at which the error occurred. This message is followed by another of the form -- Expecting str1, found str2 where str1 is a description of what SQL*Loader expected in the SQL*Loader control file, and str2 is what was found. Then SQL*Loader displays the offending line from the SQL*Loader control file, indicating the location of the error in the line by a carat (^) or an asterisk (*). An example follows: -- SQL*Loader-350: Syntax error at line 28 -- Expecting column name, found keyword CHAR -- col3 ENCLOSED BY "", CHAR ENCLOSED "",

Action: Compare the DDL syntax against the syntax diagrams in Oracle7 Server Utilities and make any necessary corrections.

SQL*Loader-00401: End field position *number* must be greater than or equal to start *number*\n

Cause: The named field contains a (start:end) clause in which end is less than start.

Action: Modify the clause so that end is greater than or equal to start.

SQL*Loader-00402: Unable to determine length of column *string* from specification\n

Cause: The specified datatype does not have an implied length (for example, a numeric external or RAW datatype), it is not specified with delimiters, no length was specified, and a length cannot be determined from a POSITION clause.

Action: If a POSITION clause is specified, adding an end location to it produces a length specification. This clause then has the form POSITION(start:end) A length can also be specified after the datatype, as in INTEGER EXTERNAL (6) Finally, the field could be specified with delimiters, or the datatype changed to one that has an implied length.

SQL*Loader-00403: Referenced column *string* not present in table *string*.\n

Cause: The named column is not present in the given table.

Action: Correct the column name or table name.

SQL*Loader-00404: Column *string* present more than once in *string*'s INTO TABLE block.\n

Cause: The named column is specified more than once in a single INTO TABLE statement.

Action: Remove the extraneous column specification.

SQL*Loader-00405: Need termination delim with optional enclosure delim: column *string* table *string*\n

Cause: The named column was specified with an optional enclosure delimiter, but no termination delimiter. Enclosure delimiters can only be optional when termination delimiters are present.

Action: Specify a termination delimiter or make the enclosure delimiters non-optional.

SQL*Loader-00406: If data is all generated, number to load cannot be ALL\n

Cause: When only generated data is loaded, a number to load must be given so SQL*Loader knows when to stop.

Action: Specify a number to load.

SQL*Loader-00407: If data is all generated, number to skip is meaningless\n

Cause: When all data is generated, no file is read, and there are no records to skip.

Action: Remove the number to skip.

SQL*Loader-00408: Physical record stack overflow\n

Cause: An internal error has occurred.

Action: Contact customer support.

SQL*Loader-00409: Number to skip must be table-level, not load-level on continued loads\n

Cause: The SKIP parameter was specified on the command line or in the OPTIONS statement, but the load was specified as continued with CONTINUE_LOAD. When a

multiple-table direct load is interrupted, it is possible that a different number of records were loaded into each table. As a result, the number of records to skip must be specified for each table when continuing the load. In this case, the load is specified as continued with the CONTINUE_LOAD statement, and the number of records to skip is given in each INTO TABLE statement. See also messages 410 and 411 for more information.

Action: Check the log file to determine the appropriate number of records to skip for each table and specify this number in the INTO TABLE statement for each table in a continued load or with the command-line SKIP parameter in a standard load.

SQL*Loader-00410: Number to skip must be load-level, not table-level\n

Cause: A SKIP clause was found in the INTO TABLE statement of a standard (non-continued) load. In a standard load, specified with LOAD DATA, it is not possible to skip a different number of records for each table. The number of records to skip must be specified for the entire load by using the SKIP parameter on the command line or in the OPTIONS clause. If table-level skip is required, because a different number of records were loaded into each table (only possible for a multiple-table direct load), then specify a continued load with the CONTINUE_LOAD statement. See also messages 409 and 411 for more information.

Action: If the load was not a multiple-table, direct path load, then move the SKIP clause from the INTO TABLE statements to the command line or to the OPTIONS clause. Otherwise, specify the load as continued with CONTINUE_LOAD.

SQL*Loader-00411: Only a direct path load may be continued\n

Cause: The load is specified with CONTINUE_LOAD, but DIRECT=FALSE. CONTINUE_LOAD is only possible for a direct path load and is only necessary for a multiple-table, direct path load when a different number of records have been loaded into each table. See also messages 409 and 410 for more information.

Action: If CONTINUE_LOAD is necessary, specify a direct load and put the number of records to skip in each INTO TABLE statement. Otherwise, use the command line or OPTIONS clause to specify the number of records to skip and use LOAD DATA instead of CONTINUE_LOAD.

SQL*Loader-00412: More columns specified for table *string* than the maximum (*number*)\n

Cause: More columns were specified for the table than the maximum number allowed by the database.

Action: Remove the extraneous columns.

SQL*Loader-00413: NULLIF or DEFAULTIF clause specified for filler field *string* in table *string*.\n

Cause: A NULLIF or DEFAULTIF clause was specified in the SQL*Loader control file for the named filler field. These options cannot be specified for filler fields.

Action: Remove the NULLIF or DEFAULTIF clause from the field definition.

SQL*Loader-00414: no columns to load for table *string*\n

Cause: There were no fields in the data file to be loaded for the table. Probably all fields were identified as FILLER fields.

Action: Verify that the FILLER attribute was set correctly for the fields.

SQL*Loader-00415: column *string* in table *string* cannot use and be the object of an SDF or LOBFILE

Cause: The named column is identified as the target of a secondary data file (SDF) or LOBFILE clause. However, the column also gets its value from an SDF or LOBFILE. If a field name is named in an SDF or LOBFILE clause, then that field cannot have an SDF or LOBFILE clause.

Action: Verify that the SDF and LOBFILE clauses in the SQL*Loader control file name the correct fields. Also verify that the SDF and LOBFILE clauses are specified for the correct field.

SQL*Loader-00416: SDF clause for field *string* in table *string* references a non-existent field.

Cause: The secondary data file clause for the field identified another field that doesn't exist in the table definition for the SQL*Loader control file.

Action: Verify the definition of the secondary data file to make sure it identifies the intended field.

SQL*Loader-00417: SQL string (on column *string*) not allowed in direct path.

Cause: Because the direct path bypasses SQL processing, the SQL string cannot be used.

Action: Remove the SQL string or use the conventional path.

SQL*Loader-00418: Bad datafile datatype for column *string*

Cause: The datatype in the data file specified for the column cannot be used to load the column. This message is often displayed for columns that need to be loaded with special features. For example, BFILE columns can only be loaded via the BFILE directive in the control file; same goes for REF fields. in the SQL*Loader control file. Similarly, REF columns can only be loaded with the REF datatype in the SQL*Loader control file.

Action: Determine the datatype of the column in the database check the documentation for the correct mechanisms to use to load columns of that type.

SQL*Loader-00419: input datatype for column *string* is not supported when loading varrays

Cause: The datatype in the SQL*Loader control file for the column is cannot be used to load data in a varray.

Action: Use a different datatype.

SQL*Loader-00420: unsupported datatype conversion requested for column *string* in table *string*

Cause: The column needs to have its data converted to another datatype before loading the data. The required conversion cannot be done by sqlldr.

Action: Verify that the correct datatype was specified for the column.

SQL*Loader-00421: error converting data

Cause: This message can be displayed as one of the reasons for rejecting a row. The sqlldr utility was attempting to convert data for the column from its datatype in the data file to the datatype for the column in the database. This message should be followed with another message describing the conversion error.

Action: Correct the data in the data file so that it can be converted.

SQL*Loader-00422: constant element count of *number* for column *string* is greater than maximum, *number*\n

Cause: The number of elements specified for a varray column in a table is greater than the maximum number of elements allowed for the type of the varray column.

Action: Increase the number of elements allowed for the type or remove unwanted elements from the data file.

SQL*Loader-00423: element count is greater than maximum allowed for the column\n

Cause: When building a varray from the data file, SQL*Loader encountered more varray elements than are allowed for the column.

Action: The previous error messages contain the name of the column and the row number containing the bad data.

SQL*Loader-00424: table *string* makes illegal reference to collection field *string*\n

Cause: A WHEN, OID or SID clause for the table refers to a field declared inside of a collection.

Action: Move the data containing the value for a SID or OID clause outside of the collection definition.

SQL*Loader-00425: column *string* makes illegal reference to collection field *string*\n

Cause: A clause, such as NULLIF or BFILE clause, for the column refers to a field declared inside of a collection.

Action: Move the data containing the value for a SID or OID clause outside of the collection definition.

SQL*Loader-00426: count of elements in VARRAY *string* comes after the data for the varray\n

Cause: The COUNT clause for a VARRAY field indicates that the count of elements in the varray is stored in another data field. However, that data field comes after the varray data in the data file. Since finding the count field would require SQL*Loader to know the number of elements in the VARRAY first, SQL*Loader requires that the count field come before the VARRAY data.

Action: Move the count field to be before the collection data in the data file.

SQL*Loader-00427: invalid reference to a non-scalar field, expression or a LOB field *string*\n

Cause: The field condition referenced a field which is either a nested table, varray, column object, LOB, expression, or BFILE field. Fields with these types cannot be referenced by other fields.

Action: Correct the NULLIF, DEFAULTIF, REF, or WHEN clause to reference only non-LOB scalar data fields.

SQL*Loader-00428: count for field *string* not stored in character or integer field\n

Cause: The count clause for a field references another field, but the referenced field is not a character or integer datatype.

Action: Modify the count field so that it reference a data field that has the count in an integer or character format.

SQL*Loader-00429: insufficient number of elements found for varray\n

Cause: The COUNT directive was specified for a varray, but the number of elements found is less than the number specified by the COUNT directive.

Action: Correct the data so that the count and the number of elements agree.

SQL*Loader-00430: NULL nested table element is not allowed\n

Cause: A row in a nested table was set to NULL. Nested tables cannot contain NULL fields.

Action: Correct the data so that there are no NULL rows in the nested table.

SQL*Loader-00431: illegal NULLIF or DEFAULTIF clause specified for nested table column *string*\n

Cause: Rows in a nested table cannot be set to NULL. SQLLDR displays this error when a NULLIF clause was specified for the element that defines the row that make up a nested table. SQLLDR also displays this error if a DEFAULTIF clause is specified for an element that is a named type, since SQLLDR will set a named type to NULL if the DEFAULTIF evaluates to TRUE.

Action: n/a

SQL*Loader-00432: converted data too large\n

Cause: This message is preceded by a message identifying a row and column. It is displayed when there is insufficient room to convert the data from the datatype in the input file to the datatype for the column in the database.

Action: Modify the data so that it fits in the database field.

SQL*Loader-00433: no attributes found for column object *string* in table *string*\n

Cause: No attributes are to be loaded for a column object named in the control file. This can happen if all fields in the definition for the column object in the control are designated as FILLER fields.

Action: Either specify attributes to load for the column object or remove the column object from the control file.

SQL*Loader-00434: Can not load LOB/XML in a nested table along with the parent table.\n

Cause: Loading LOBs and XML data within a nested table at the same time as the parent table is not supported.

Action: Load the nested table with the LOB or XML column separately from the parent table.

SQL*Loader-00435: invalid constant value *string* for nested table column *string*\n

Cause: A constant value was specified for the SETID of a nested table column. An error occurred while translating the character constant into a SETID.

Action: Make sure the constant string contains valid hexadecimal characters and that there are 32 hexadecimal characters.

SQL*Loader-00436: error converting GUID\n

Cause: The value of the field named in the message is used to populate the column named in the message. Because column is a Set ID or an Object ID, the field needs to be converted. This message indicates that there was a conversion error. If the field is a character field, then the conversion error could be caused by too many or too few hexadecimal characters. Also, one or more of the characters in the field might not be

a valid hexadecimal character. If the field contains RAW data, then either too many or to few bytes were specified for the field.

Action: Fix the data and reload the row.

SQL*Loader-00437: enabled constraint not allowed on LOB column *string*\n

Cause: An enabled constraint was present on a LOB column.

Action: Disable the constraint and try again.

SQL*Loader-00440: Invalid table specified as scope of a REF\n

Cause: As part of the REF directive one specifies the table name or another fields name which contains the table name of the table which the REF references.

Action: Make sure that the right referenced table name is specified.

SQL*Loader-00456: end of collection found after *number* elements when looking for *number* elements\n

Cause: A count value was specified for a varray or nested table column and the number of rows found is less than the number of rows specified

Action: Verify that the count field has the correct value and that there is no missing data for the collection.

SQL*Loader-00457: Comparison text of CONTINUEIF LAST must have length 1 not *number*\n

Cause: The comparison text is too long. It can only be one character.

Action: Reduce the comparison text to one character.

SQL*Loader-00458: Comparison text ('*string*') of CONTINUEIF LAST must be non-whitespace\n

Cause: The comparison text is a whitespace character (blank or tab).

Action: Change the comparison text to a non-whitespace character.

SQL*Loader-00459: error fetching numeric value for sequence on column (*string*)\n

Cause: An attempt was made to retrieve a non-numeric value for a sequenced column.

Action: Verify that the data for the sequenced column is numeric. Then retry the operation.

SQL*Loader-00460: Column (*string*), form of use (*number*) does not match char set id of (*number*)\n

Cause: The given column with the given form of use does not have the same character set ID as a previous column with the same form of use.

Action: This should not happen. Contact ORACLE support and supply the following information: DDL for the table being loaded, and the SQL*Loader control file.
ADDED in 8.1

SQL*Loader-00461: direct path loading of datatype for column *string* not supported\n

Cause: The datatype for the specified column is one that cannot be loaded with direct path.

Action: If the datatype is supported with conventional path, load the table using conventional path.

SQL*Loader-00462: error inserting LOB into column *string*, row %lld, table *string*\n

Cause: An error occurred while attempting to write a LOB into a row.

Action: See accompanying messages describing why the LOB could not be loaded, what actions sqlldr took (if any), and where the errors may be in order to reload.

SQL*Loader-00463: secondary data file for LOB is *string*\n

Cause: The secondary data file that was in use for populating the LOB when an error occurred.

Action: n/a

SQL*Loader-00464: file offset for beginning of lob is *string*\n

Cause: The offset into the secondary data file that contains the start of the LOB that was being written when an error occurred.

Action: n/a

SQL*Loader-00465: *string* directive expects *number* arguments, *number* found.\n

Cause: You specified a directive such as COUNT() or BFILE() in the SQL*Loader control file. This directive specifies a fixed number of arguments, but the SQL*Loader control file contains a different number of arguments.

Action: Correct the SQL*Loader control file so that the directive contains the correct number of arguments.

SQL*Loader-00466: Column *string* does not exist in table *string*.\n

Cause: The SQL*Loader control file specified a table column that does not exist.

Action: n/a

SQL*Loader-00467: attribute *string* does not exist in type *string* for table *string*.\n

Cause: The SQL*Loader control file specified an attribute that does not exist for the specified type. The table that contains the type is also identified in the error message.

Action: Verify that the correct table in the correct schema is named in the SQL*Loader control file. Also verify that the column name is spelled correctly.

SQL*Loader-00468: OID directive expects 1 argument, *number* found.\n

Cause: More than one argument was specified for an OID clause.

Action: Specify the name of the field containing the value to use for the OID. If the OID for the table is user-defined, then do not use the OID clause in the control file.

SQL*Loader-00469: SID directive expects 1 argument, *number* found.\n

Cause: More than one argument was specified for a SID clause.

Action: Only specify the name of the field containing the value to use for the SID in the SID clause.

SQL*Loader-00470: table *string* does not have system generated OID\n

Cause: You specified an OID clause for a table but the table is either not an object table or the table is an object table but the OIDs for the rows are not system generated.

Action: Verify that the you are loading the correct table. If you are, then you must not specify the OID clause for this table. You should use the OID clause only when the table is an object table, has system generated OIDs and when you want to specify OIDs to be assigned to each row of the table.

SQL*Loader-00471: OID or SID clause has an argument that is CONSTANT

Cause: You specified a CONSTANT as an argument in an OID clause for an object table or in the SID clause for a nested table column. Since these columns must have unique values, SQL Loader does not allow the a constant to be specified for their values.

Action: Store the OID for each row in a filler field and specify the name of the filler field as an argument.

SQL*Loader-00472: collections can contain only one non FILLER field specification

Cause: More than one non filler field specification is found in a collection field's member field list.

Action: See correct syntax in the Utilities Manual. If indeed there is more than one attribute that makes up the particular collection, then it must be a collection of a object type which needs to be specified using the COLUMN OBJECT field specification syntax.

SQL*Loader-00473: nesting of collections is not allowed.

Cause: Nesting of one collection type field description within another is not allowed.

Action: Verify that collection nesting is attempted in the SQL*Loader control file. Correct the mistake.

SQL*Loader-00474: no value set for dynamic file for column *string* in table *string row number*

Cause: The data for the named column was in a dynamic LOBFILE or secondary data file. This message is returned when the field containing the name of the file with the data for this field has not been set or is NULL. This could be because the record in the data file does not match the format described by the SQL*Loader control file.

Action: Correct any errors in the data file or the SQL*Loader control file.

SQL*Loader-00475: field for dynamic file name is *string* in table *string*

Cause: This message is always displayed after message 474.

Action: n/a

SQL*Loader-00476: count of elements for collection is not set or null, 0 will be used

Cause: This message is displayed following a message that identifies the column and row that contained the problem. The message indicates that the collection field named in the previous message has the count of elements in the collection stored in another field. This message is displayed if the field containing the count does not have a value or is set to NULL. When this happens, SQL*Loader uses 0 as the number of elements.

Action: If 0 is not the count of elements for the collection, correct the data in the data file.

SQL*Loader-00477: REF directive for field *string* requires at least two arguments

Cause: The SQL Loader control file contains a REF directive for the field, but only one argument was supplied for the directive. The REF directive always requires at least two arguments.

Action: Supply the missing argument to the REF directive. Remember that you must always supply a table name to the REF directive even if the REF is scoped.

SQL*Loader-00478: unable to continue due to missing filename for LOBFILE or SDF\n

Cause: The name for a LOBFILE or secondary data file is either missing or NULL for the current row. SQL*Loader is unable to continue loading since it can't determine how to get the LOB for the next row.

Action: Correct the data file so that there are valid values for all fields containing the names of LOBFILES and secondary data files.

SQL*Loader-00479: REF directive for column *string* expects *number* arguments; found *number*.\n

Cause: The number of arguments in the REF directive for the column is incorrect.

Action: Specify the correct number of arguments for REF. Remember that the REF directive always requires a table name. Also, primary key REFs require one argument for each field in the primary key.

SQL*Loader-00480: EXPRESSION may not be used with elements of a collection.\n

Cause: The EXPRESSION keyword is followed by a required SQL string expression and is used to load a column with the result of the SQL string expression instead of with a value from the input data file. However, this capability is not allowed with elements of a collection.

Action: Remove the EXPRESSION keyword and associated SQL string from the collection element in the control file.

SQL*Loader-00481: HIDDEN may not be used with non-scalar fields.\n

Cause: The HIDDEN keyword is only allowed for scalar fields.

Action: Remove the HIDDEN keyword from the non-scalar field in the control file.

SQL*Loader-00486: sql-strings may not be specified for collection field *string*\n

Cause: A sql-string was specified as part of the description of the field that is inside a nested table or varray. Sql-strings cannot be used to load a field in a varray or nested tables.

Action: Remove the sql-string from the field description. Modify the data file so that it contains the values to be loaded into the column in the collection.

SQL*Loader-00487: COUNT clause required for collection *string*\n

Cause: A VARRAY or NESTED TABLE was defined in the SQL Loader control file and all of the fields in the VARRAY or NESTED TABLE are generated by SQL Loader and do not come from a data file. SQL Loader requires a COUNT clause be specified so that it knows how many elements to add to the VARRAY or NESTED TABLE for each row.

Action: Add a COUNT clause to the VARRAY or NESTED TABLE definition.

SQL*Loader-00488: *string* not a named collection type for filler field *string*\n

Cause: The FILLER option was specified for a VARRAY or NESTED TABLE field in the SQL Loader control file. However, the type name specified for the field is not the name of a VARRAY or NESTED TABLE type.

Action: Verify that the correct type name was specified. If the type is defined in a different schema, also verify that the correct schema name is specified.

SQL*Loader-00489: cannot insert NULL object into object table *string*, row %llu \n

Cause: There was no data specified in the control file, a LOB file, or a secondary data file for this object column.

Action: Place valid data for this column in the appropriate file prior to invoking SQL*Loader to load data into this table.

SQL*Loader-00490: absolute position is not allowed for inline collections

Cause: The absolute position specification was used for inline collections. Specifying the absolute position for inline collections is not supported.

Action: Use relative positioning for inline collections.

SQL*Loader-00500: Unable to open file (*string*)

Cause: SQL*Loader could not open the named file.

Action: Check the operating system messages below this one in the log file.

SQL*Loader-00501: Unable to read file (*string*)

Cause: SQL*Loader could not read the named file.

Action: Check the operating system messages following this message in the log file.

SQL*Loader-00502: unable to open data file '*string*' for field *string* table *string*

Cause: An attempt to open a LOBFILE or secondary data file failed.

Action: Check the operating system messages following this message for information on why the open failed. Verify that the correct name is specified for the LOBFILE or secondary data file.

SQL*Loader-00503: Error appending extension to file (*string*)

Cause: SQL*Loader could not append the default extension to create the filename. The given name could be too long or contain illegal characters.

Action: Check the specified filename.

SQL*Loader-00504: Error skipping records in file (*string*)

Cause: SQL*Loader could not open the file or could not read from it.

Action: Check that the file is where it is expected and that read access has been granted.

SQL*Loader-00505: error reading LOBFILE

Cause: An attempt to read a secondary data file failed.

Action: Check the operating system message that follows this message for more information.

SQL*Loader-00506: formatting error reading SDF or LOBFILE *string* for column *string* in table *string*

Cause: The the record format of the named LOBFILE or SDF file is incorrect.

Action: Fix the record formatting problems in the file.

SQL*Loader-00507: unexpected EOF reading SDF or LOBFILE *string* for column *string* in table *string*

Cause: The end of file was reached for a secondary data file or LOBFILE before the data for the current row was found.

Action: If the file is a LOBFILE, verify the correct datatype was specified for the field. If the file is a secondary data file, make sure the record format is specified correctly in the SQL*Loader control file.

SQL*Loader-00508: record formatting error in data file *string*\n

Cause: The data found in the data file does not correspond to the record format in the SQL*Loader control file.

Action: Verify that all records in the data file match the format as described in the SQL*Loader control file.

SQL*Loader-00509: System error: *string*\n

Cause: A platform-specific error was returned during an operation. This message is used to display the text of the error.

Action: n/a

SQL*Loader-00510: Physical record in data file (*string*) is longer than the maximum(*number*)\n

Cause: The datafile has a physical record that is too long.

Action: Use CONCATENATE or CONTINUEIF. Break up the physical records.

SQL*Loader-00511: Unable to initialize read functions\n

Cause: SQL*Loader could not initialize the read functions.

Action: Check the errors below this message in the log file for more information.

SQL*Loader-00512: Unable to free read buffer\n

Cause: An internal error has occurred.

Action: Contact customer support.

SQL*Loader-00513: Unable to close file (*string*)\n

Cause: SQL*Loader could not close the named file.

Action: Check the errors below this message in the log file for more information.

SQL*Loader-00514: Error getting elapsed time\n

Cause: SQL*Loader could not get the elapsed time from the system.

Action: No action required.

SQL*Loader-00515: Error getting CPU time\n

Cause: SQL*Loader could not get the CPU time from the system.

Action: No action required.

SQL*Loader-00516: Control file (*string*) has no contents\n

Cause: The named file was found to be empty.

Action: Check that the intended file was referenced and that it is not empty.

SQL*Loader-00517: Error decomposing file name (*string*)\n

Cause: SQL*Loader could not break down the filename into its component parts.

Action: Check the filename for illegal characters.

SQL*Loader-00518: Error reassembling file name (*string*)\n

Cause: SQL*Loader could not put the filename back together again from its components.

Action: Check the filename for illegal characters.

SQL*Loader-00520: lfimknam failed for file (*string*)\n

Cause: LFI failed to make a name object for the file.

Action: Contact Oracle Worldwide Support.

SQL*Loader-00521: lfilini failed for file (*string*)\n

Cause: LFI failed to create or initialize a file object for the file.

Action: Contact Oracle Worldwide Support.

SQL*Loader-00522: lfiopn failed for file (*string*)\n

Cause: LFI failed to open the file.

Action: Check for any possible operating system errors and/or potential memory problems.

SQL*Loader-00523: error *number* writing to file (*string*)\n

Cause: Could not write to specified file.

Action: Check the following: the file actually resides in the specified location you have write privileges on the file you have sufficient disk space you have not exceeded your disk quota If all of these conditions are satisfied, then retry the operation.

SQL*Loader-00524: partial record found at end of datafile (*string*)\n

Cause: An incomplete record was found at the end of the indicated datafile.

Action: Make sure the last record in the datafile is complete and has the correct terminating character(s). Also, if fixed-length records are in use, verify that no record exceeds the platform-specific length for a single record.

SQL*Loader-00525: OCI return status: success\n

Cause: The message describes the status code returned by an OCI call.

Action: See surrounding messages for more information.

SQL*Loader-00526: OCI return status: success with info\n

Cause: The message describes the status code returned by an OCI call.

Action: See surrounding messages for more information.

SQL*Loader-00527: OCI return status: no data\n

Cause: The message describes the status code returned by an OCI call.

Action: See surrounding messages for more information.

SQL*Loader-00528: OCI return status: error\n

Cause: The message describes the status code returned by an OCI call.

Action: See surrounding messages for more information.

SQL*Loader-00529: OCI return status: invalid handle\n

Cause: The message describes the status code returned by an OCI call.

Action: See surrounding messages for more information.

SQL*Loader-00530: OCI return status: need data\n

Cause: The message describes the status code returned by an OCI call.

Action: See surrounding messages for more information.

SQL*Loader-00531: OCI return status: still executing\n

Cause: The message describes the status code returned by an OCI call.

Action: See surrounding messages for more information.

SQL*Loader-00532: OCI return status: continue\n

Cause: The message describes the status code returned by an OCI call.

Action: See surrounding messages for more information.

SQL*Loader-00533: OCI return status: unknown, value is *number*\n

Cause: An unknown status was returned by an OCI call.

Action: See surrounding messages for more information.

SQL*Loader-00534: Warning: no files found for INFILE wildcard specification (*string*).\n

Cause: SQL*Loader could not find a file which matched the INFILE wildcard specification.

Action: Check to make sure that the files exist in order for them to be loaded.

SQL*Loader-00535: Warning: no files found for INFILE subdirectory search specification (*string*).\n

Cause: SQL*Loader could not find a file which matched the INFILE subdirectory search specification.

Action: Check to make sure that the files exist in order for them to be loaded.

SQL*Loader-00536: No files found for any data parameter specification or INFILE specification.\n

Cause: SQL*Loader could not find a file which matched any of the data parameter specifications or INFILE specifications.

Action: Check to make sure that the files exist in order for them to be loaded.

SQL*Loader-00537: Warning: no files found for data parameter wildcard specification (*string*).\n

Cause: SQL*Loader could not find a file which matched the data parameter wildcard specification.

Action: Check to make sure that the files exist in order for them to be loaded.

SQL*Loader-00538: Warning: no files found for data parameter subdirectory search specification (*string*).\n

Cause: SQL*Loader could not find a file which matched the data parameter subdirectory search specification.

Action: Check to make sure that the files exist in order for them to be loaded.

SQL*Loader-00539: No files found for any data parameter specification in express mode.\n

Cause: SQL*Loader could not find a file which matched any of the data parameter specifications. Since there is no control file for express mode, there are no INFILE specifications.

Action: Check to make sure that the files exist in order for them to be loaded.

SQL*Loader-00551: internal error: error initializing slf\n

Cause: An internal error occurred while trying to initialize the file I/O component.

Action: Call customer support.

SQL*Loader-00552: insufficient privilege to open file\n

Cause: SQL*Loader does not have the privileges required to open the file.

Action: Verify that the correct file was specified and that the file has the appropriate permissions.

SQL*Loader-00553: file not found\n

Cause: The specified file cannot be found.

Action: verify that the correct name exists and whether the file is in the intended location.

SQL*Loader-00554: error opening file\n

Cause: An error occurred while trying to open the file. No further information is available.

Action: Verify that the file is accessible.

SQL*Loader-00555: unrecognized processing option\n

Cause: The processing option specified for the file cannot be processed.

Action: Verify that the processing options specified for the file contain legal syntax for the platform where SQL*Loader is running.

SQL*Loader-00556: unable to allocate read buffer\n

Cause: Attempt to allocate the read buffer failed.

Action: If possible, try specifying a smaller size for the read buffer.

SQL*Loader-00557: unable to allocate memory\n

Cause: An attempt to allocate some memory to track I/O for the file failed.

Action: Contact customer support.

SQL*Loader-00558: attempt to use SKIP parameter with linked-in loader\n

Cause: SKIP parameter was specified with a linked-in file processor.

Action: Do not use the SKIP parameter in this case.

SQL*Loader-00559: error closing file\n

Cause: An error occurred while closing the file.

Action: Contact customer support.

SQL*Loader-00560: error reading file\n

Cause: An error occurred while reading the file.

Action: Make sure the file is still accessible.

SQL*Loader-00561: end of file\n

Cause: End of file reached.

Action: n/a

SQL*Loader-00562: record too big\n

Cause: A record in the file is larger than the read buffer.

Action: Verify that the file is not corrupt. If not, try specifying a larger size for the read buffer.

SQL*Loader-00563: bad length for VAR record\n

Cause: The length portion of a VAR record contains non-numeric data.

Action: Fix the data in the file.

SQL*Loader-00564: illegal hexadecimal literal specified for record delimiter\n

Cause: A hexadecimal literal that contains the record delimiter for the file does not contain a valid hexadecimal string.

Action: Verify that the correct hexadecimal value was specified in the processing options for the file.

SQL*Loader-00565: unexpected error during skip\n.

Cause: an unexpected error occurred while attempting to skip records.

Action: This message should be followed by another message giving more specific information about the error

SQL*Loader-00566: partial record found at end of datafile\n

Cause: An incomplete record was found at the end of file.

Action: Make sure the last record in the datafile is complete and has the correct terminating character(s).

SQL*Loader-00567: unable to derive file name\n

Cause: An error occurred while attempting to build a name for a data file, bad file, discard file or log file.

Action: Instead of relying on SQL Loader to build these file names, try specifying full file specifications for these files in the control file or on the SQL Loader command line.

SQL*Loader-00568: error writing to file\n

Cause: Unexpected error occurred while writing to a file. This message is followed by another message with more information about the error.

Action: n/a

SQL*Loader-00569: READSIZE parameter exceeds maximum value *string* for platform\n

Cause: The value specified for the READSIZE parameter on the SQL Loader command line was larger than the maximum size allowed on the platform executing the SQL Loader command

Action: Decrease the size of the READSIZE parameter to be less than the maximum size allowed on the platform.

SQL*Loader-00570: Warning: single bad file specification with multiple data files using *string* file may get overwritten.\n

Cause: The value specified for the BADFILE parameter contained something other than a directory specification (for example, it contained a file name). The INFILE specification had wildcards or the data command line parameter specification contained a comma-separated list or wildcards and the result was more than one data file. In that case, the BADFILE specification or the BAD command line parameter value should be a directory specification only and should not contain a file name.

Action: No action is needed. This is a warning. However, for a parallel load with external tables or express mode, the file may get overwritten or may get corrupted due to contention on the file by multiple parallel query slaves. Try the operation again with a directory only or omit the parameter and use the default bad file name.

SQL*Loader-00571: Warning: single discard file specification with multiple data files, using *string*, but file may get overwritten.\n

Cause: The value specified for the DISCARDFILE parameter contained something other than a directory specification (for example, it contained a file name). The INFILE specification had wildcards or the data command line parameter specification contained a comma-separated list or wildcards and the result was more than one data file. In that case, the DISCARDFILE specification or the DISCARD command line parameter value should be a directory specification only and should not contain a file name.

Action: No action is needed. This is a warning. However, for a parallel load with external tables or express mode, the file may get overwritten or may get corrupted due to contention on the file by multiple parallel query slaves. Try the operation again with a directory only or omit the parameter and use the default discard file name.

SQL*Loader-00572: Warning: cannot add "_%p" to *string* for file *string*. Using file name as is.\n

Cause: SQL*Loader could not add "_%p" to the file name. The name specified or the derived name may be too long.

Action: No action is needed. This is a warning. However, for a parallel load with external tables or express mode, the file may be overwritten or may get corrupted due to contention on the file by multiple parallel query slaves. Try the operation again with a shorter file name.

SQL*Loader-00573: Error opening the directory (*string*), failed with return code [number].\n

Cause: An error occurred while trying to open the directory (see accompanying error code).

Action: Verify that the directory is accessible.

SQL*Loader-00574: \nCheck the log file:\n *string*\nfor more information about the load.\n

Cause: Informational only.

Action: No action is needed.

SQL*Loader-00575: \nCheck the log files:\n *string*\n *string*\nfor more information about the load.\n

Cause: Informational only.

Action: No action is needed.

SQL*Loader-00576: Error getting count of entries for directory (*string*), failed with return code [number].\n

Cause: An error occurred while trying to get the count of directory entries (see accompanying error code).

Action: Verify that the directory is accessible.

SQL*Loader-00577: Error reading the directory (*string*), failed with return code [number].\n

Cause: An error occurred while trying to read the directory (see accompanying error code).

Action: Verify that the directory is accessible.

SQL*Loader-00578: Error finishing wild card search in directory (*string*), failed with return code [*number*].\n

Cause: An error occurred while trying to finish a search for files in a directory that match a wild card specification (see accompanying error code).

Action: This is an informational message. No action is needed.

SQL*Loader-00579: switching to direct path for the load\n

Cause: SQL*Loader could not use the external tables load method for the express mode load. Therefore SQL*Loader tried to use direct path for the load instead of external tables. See any previous messages for more information.

Action: No action is needed. This is an informational message.

SQL*Loader-00582: Warning: cannot remove "_\%p" from *string* for file *string*. Using file name as is.\n

Cause: SQL*Loader could not remove "_\%p" from the file name.

Action: No action is needed. This is a warning. The file name was used as is.

SQL*Loader-00583: ignoring trim setting with *string*, using value of LDRTRIM\n

Cause: SQL*Loader was doing a direct path or conventional path load. SQL*Loader only supports LDRTRIM for direct path and conventional path. Therefore, LDRTRIM trimming was used for the load. You can get the equivalent of NOTRIM trimming if you use a control file and use the PRESERVE BLANKS clause.

Action: No action is needed. This is an informational message.

SQL*Loader-00584: ignoring DEGREE_OF_PARALLELISM setting with *string*, using value of NONE\n

Cause: DEGREE_OF_PARALLELISM was not supported by SQL*Loader for direct path and conventional path loads. Therefore, the DEGREE_OF_PARALLELISM setting was ignored for the load and treated as a value of NONE.

Action: No action is needed. This is an informational message.

SQL*Loader-00585: defaulting DEGREE_OF_PARALLELISM to NONE since load=*number* was specified\n

Cause: DEGREE_OF_PARALLELISM was defaulted to NONE by SQL*Loader because load=*n* was specified. This assures consistency in the records which get loaded with load=*n*.

Action: No action is needed. This is an informational message.

SQL*Loader-00586: OID directive not allowed for table *string*\n

Cause: The OID directive was specified but the table is not a type table. The OID directive can be specified only for type tables.

Action: Verify that the name of the table is correct. If so, then remove the OID directive.

SQL*Loader-00587: SID directive not allowed for table *string*\n

Cause: The SID directive was specified but the table is not a nested table. The SID directive can be specified only for nested tables.

Action: Verify that the name of the table is correct. If so, then remove the SID directive.

SQL*Loader-00588: XMLTYPE directive not allowed for table *string*\n

Cause: The XMLTYPE directive was specified but the table is not an XML type table. The XMLTYPE directive can be specified only for XMLTYPE tables.

Action: Verify that the name of the table is correct. If so, then remove the XMLTYPE directive.

SQL*Loader-00600: Bind size of *number* bytes increased to *number* bytes to hold 1 row.\n

Cause: The space needed to contain a single row is longer than the specified bind size. The value used for the bind size will be increased to handle the larger size

Action: No action is required. This message will go away if the new value in the error message is specified for the bind size.

SQL*Loader-00601: For INSERT option, table must be empty. Error on table *string* \n

Cause: A non-empty table is being loaded with the INSERT option.

Action: Use the REPLACE keyword to empty the old table and store the new data in its place. Use the APPEND keyword to leave the table's contents intact and add the new data to it.

SQL*Loader-00602: Maximum converted length *number* of column *string* is too big for bind array\n

Cause: The named column cannot undergo the specified character set conversion and still be placed in a contiguous piece of memory on the system.

Action: Specify a shorter data column or eliminate the conversion.

SQL*Loader-00603: Maximum length *number* of column *string* is too big for bind array\n

Cause: The named column cannot be put in a contiguous piece of memory on the system.

Action: Specify a shorter data column.

SQL*Loader-00604: Error occurred on an attempt to commit\n

Cause: An error occurred while trying to commit changes to the database.

Action: Look at the message listed below this one in the log file for more information.

SQL*Loader-00605: Non-data dependent ORACLE error occurred -- load discontinued.\n\n

Cause: An error occurred that is independent of the data. For example, an out-of-space condition. Because all further rows will be rejected, the load is discontinued. (If the error were data dependent, then other rows might succeed.)

Action: See the errors below this one in the log file for more information.

SQL*Loader-00606: Object *string* in INTO TABLE clause is not a local table\n

Cause: The synonym specified in the INTO TABLE clause in the SQL*Loader control file specifies a remote object via a database link. Only a synonym for an existing local table can be specified in the INTO TABLE clause.

Action: Ensure that a local table name or a synonym for a local table is fully specified in the INTO TABLE clause. The table must already exist.

SQL*Loader-00607: partition not empty for INSERT option; table *string*, partition *string*\n

Cause: An attempt was made to use the INSERT option on a non-empty partition.

Action: Empty the partition, or use the REPLACE or TRUNCATE option.

SQL*Loader-00608: subpartition not empty for INSERT option; table *string*, subpartition *string*\n

Cause: An attempt was made to use the INSERT option on a non-empty subpartition.

Action: Empty the subpartition, or use the REPLACE or TRUNCATE option.

SQL*Loader-00609: value used for ROWS parameter changed from *number* to *number*\n

Cause: SQL Loader adjusted the value it was using for the ROWS parameter to the new value reported. This is an informational message and not an error. SQL Loader will adjust the value of the ROWS parameter if the amount of memory specified by BINDSIZE is not large enough to hold data for the number of rows specified. SQL Loader will also change the value of the ROWS parameter for conventional path loads if the value is larger than 65534. Conventional path load can load at most 65534 rows at a time.

Action: If the limit of 65534 rows for conventional path load is not being reached, then try increasing the value of BINDSIZE.

SQL*Loader-00610: cannot load system partitioned table *string*; partition name(s) required\n

Cause: An attempt was made to load a system partitioned table with no partitioning clause specified in the SQL*Loader control file.

Action: Specify the partition name(s) in the SQL*Loader control file.

SQL*Loader-00620: Initial enclosure character not found\n

Cause: A mandatory initial enclosure delimiter was not present. Either it is missing on the current field or the previous field is missing an identical closing delimiter.

Action: Supply the missing delimiters.

SQL*Loader-00621: Field in data file exceeds maximum length\n

Cause: A field exceeded its maximum allowable length. The maximum length is either the length specified in the SQL*Loader control file, or, for delimitable fields without a length specified, the default maximum length (255 bytes).

Action: Check for missing delimiters and/or shorten the field.

SQL*Loader-00622: Column not found before end of logical record (use TRAILING NULLCOLS)\n

Cause: The logical record ended before all specified fields were found.

Action: If the missing fields should be loaded as null, use the TRAILING NULLCOLS clause. Otherwise, correct the data.

SQL*Loader-00623: second enclosure string not present\n

Cause: The logical end of record or the end of a LOBFILE was reached before a second enclosure delimiter was found.

Action: Correct the data file to include the missing delimiter.

SQL*Loader-00624: no terminator found after TERMINATED and ENCLOSED field\n

Cause: No termination delimiter was found after the enclosed field ended.

Action: Supply the missing termination delimiter.

SQL*Loader-00625: Multibyte character error in control file.\n

Cause: Incomplete multi-byte character strings were found in the SQL*Loader control file.

Action: Edit the SQL*Loader control file to check that all multi-byte character data is valid.

SQL*Loader-00626: Character set conversion buffer overflow.\n

Cause: A conversion from the datafile character set to the client character set required more space than that allocated for the conversion buffer. The size of the conversion buffer is limited by the maximum size of a varchar2 column.

Action: The input record is rejected. The data will not fit into the column.

SQL*Loader-00627: Character set conversion graph not available.\n

Cause: A conversion from the datafile character set to the client character failed due to the conversion graph not being available.

Action: Contact Oracle support. Check NLSRTL installation.

SQL*Loader-00628: Character set conversion error.\n

Cause: A character set conversion error occurred.

Action: Contact Oracle support. Check NLSRTL installation. Provide a reproducible test case.

SQL*Loader-00640: Variable length field was truncated.\n

Cause: The end of the logical record was encountered before the end of a variable length field. The length of each variable-length field is embedded in the field, so SQL*Loader knows that more data should have been present.

Action: Check the data for inadvertent truncation and verify the SQL*Loader control file specifications against the log file; the field may be starting in the wrong place.

SQL*Loader-00641: Invalid packed decimal nibble.\n

Cause: Each byte in a packed decimal field contains two 4-bit nibbles. Each nibble must have a valid value.

Action: Check the SQL*Loader control file's specifications against the log file to ensure that the field location was specified correctly. Check the contents of the field.

SQL*Loader-00642: Relative start position > absolute field end position.\n

Cause: A field specified as POSITION(*+n:y) had its relative start occur after the absolute position y.

Action: Check that a delimiter is not missing and that the values of n and y are correct.

SQL*Loader-00643: error executing INSERT statement for table *string*\n

Cause: A fatal error occurred while attempting to insert data into the table.

Action: Refer to the messages that follow for more information. If you specified SQL stings for any of your columns, verify that strings are correct. Specifically, check for balanced parenthesis and correct use of quotation marks. Another format error

SQL*Loader-00644: end of logical record found when reading length of varying length field\n

Cause: While attempting to read the length portion of a varying length field, then end of the logical record was reached.

Action: Verify that the SQL*Loader control file describes the data correctly and that the data in the data file matches the description in the SQL*Loader control file

SQL*Loader-00645: error converting character length field to a number\n

Cause: An error occurred while attempting to convert the characters containing the count portion of a VARCHARC or VARRAWC field.

Action: Verify that the count portion for the column has the correct value.

SQL*Loader-00646: lob set to EMPTY in column *string*, row %lld, table *string*\n

Cause: Encountered errors (for example, parsing errors in LOBFILE) while loading LOBs. The row will remain in the table and its LOB column will be initialized to empty. Loading of other records will continue.

Action: Correct the data file (see accompanying messages) and reload.

SQL*Loader-00647: Integer to number conversion error\n

Cause: An error occurred while attempting to convert an integer to an Oracle number format.

Action: Verify that the integer field in the data file is a valid integer. If the INTEGER(N) syntax was used, then verify that the length specified is valid.

SQL*Loader-00649: Quoted string missing closing quote\n

Cause: A quoted string in the control file is missing a closing quote.

Action: Insert the closing quote as appropriate.

SQL*Loader-00650: incomplete lob data written for column *string*, row %lld, table *string*\n

Cause: Encountered errors (for example, parsing errors in LOBFILE) while loading LOBs using direct path. The row will remain in the table and its LOB column may not be complete. Loading of other records will continue.

Action: Correct the data file (see accompanying messages) and reload.

SQL*Loader-00651: error skipping lob for column *string*, row %lld, table *string*\n

Cause: Encountered errors (for example, parsing errors in LOBFILE) while skipping LOBs.

Action: Correct the data file (see accompanying messages) and reload.

SQL*Loader-00652: Invalid zoned decimal byte.\n

Cause: Each byte of a zoned decimal field must have a valid value based on the character set encoding used. ASCII-based zoned decimals must follow the formats specified in the VAX Architecture Reference Manual. EBCDIC-based zoned decimals must follow the formats specified in the ESA/390 Principles of Operations, version 8.1.

Action: Check the SQL*Loader control file's specifications against the log file to ensure that the field location was specified correctly. Check the contents of the field.

SQL*Loader-00653: XML data set to NULL in column *string*, row %lld, table *string*
\n

Cause: Encountered errors (for example, parsing errors in LOBFILE) while loading LOBs into an XML column. The row will remain in the table and its XML column will be initialized to null. Loading of other records will continue.

Action: Correct the data file (see accompanying messages) and reload.

SQL*Loader-00654: Variable length field exceeds maximum length.\n

Cause: A variable length field (with a leading length subfield) exceeded its maximum allowable length. The maximum length is either the length specified in the SQL*Loader control file, or, the default if not specified (4kb).

Action: Shorten the field and its length.

SQL*Loader-00655: cannot load object-relational XML attribute using direct path
\n

Cause: The table being loaded contains a column object which contains an XML attribute with a storage type of object-relational. This type of attribute cannot be loaded with direct path.

Action: Perform the load with conventional path mode.

SQL*Loader-00656: position specification for column *string* is not allowed in external table loads\n

Cause: Use of a position specification was present in an external table load.

Action: Either remove the position specification, change the position specification to a field name reference, use direct path, or use conventional path.

SQL*Loader-00657: table *string* loaded using *number* passes, partition memory limit was *numberkb*\n

Cause: Due to memory use, multiple passes were used to load some partitions.

Action: To decrease the number of passes, consider increasing the partition memory limit using the PARTITION_MEMORY command line option, or by increasing PGA_AGGREGATE_TARGET. Note that increasing the limit too much can cause the load to run out of memory.

SQL*Loader-00700: Out of memory while performing essential allocations [*number*]
\n

Cause: SQL*Loader could not allocate the memory it needs.

Action: Check the operating system and process memory. Increase memory available to SQL*Loader, if possible. If using direct path, try lowering the columnarrayrows option (see log file for current default value).

SQL*Loader-00702: Internal error - *string*\n

Cause: An internal error has occurred.

Action: Make a note of the message and contact customer support.

SQL*Loader-00703: Internal error: argument *number*\n

Cause: An internal error has occurred.

Action: Make a note of the message and the number, then contact customer support.

SQL*Loader-00704: Internal error: *string* [*number*]\n

Cause: An internal error has occurred.

Action: Make a note of the message and the number, then contact customer support.

SQL*Loader-00705: Internal error\n

Cause: An internal error has occurred.

Action: Contact customer support.

SQL*Loader-00706: Bad argument to ulerr [number].\n

Cause: An internal error has occurred.

Action: Contact customer support.

SQL*Loader-00708: Internal error: unknown status *number* returned from slf layer
\n

Cause: An unknown status was returned by a call to the slf layer.

Action: Contact customer support.

SQL*Loader-00709: Internal error calling SLTS layer: *string* failed\n

Cause: A nonsuccess status was returned by a call to the SLTS layer.

Action: Contact customer support.

SQL*Loader-00710: Internal error: direct path stream buffer not loaded\n

Cause: A direct path stream buffer was built but not loaded.

Action: Contact customer support.

SQL*Loader-00711: Internal error: bad address for little endian UTF16 conversion
\n

Cause: Address for little endian UTF16 data not in a valid buffer.

Action: Contact customer support.

SQL*Loader-00712: Internal error: bad address for big endian UTF16 conversion\n

Cause: Address for big endian UTF16 data not in a valid buffer.

Action: Contact customer support.

SQL*Loader-00713: Internal error calling SLTS layer: *string* failed with return code [number].\n

Cause: A nonsuccess status was returned by a call to the SLTS layer.

Action: Contact customer support.

SQL*Loader-00800: *string* specified and ignored\n

Cause: An option was specified that is not supported by External Table load.

Action: Do not specify the unsupported option or do not use External Table load.

SQL*Loader-00801: all INTO TABLE clauses must have the same options (*string*)\n

Cause: At least two INTO TABLE clauses have different options set.

Action: Set the options to be the same or do the loads separately.

SQL*Loader-00802: numeric EXTERNAL with DEFAULTIF clause not supported by External Table\n

Cause: A numeric EXTERNAL type was specified with a DEFAULTIF clause which is not supported by external table load.

Action: Remove the clause if possible or do not use external table load.

SQL*Loader-00803: Field type *string* not supported by External Table

Cause: The specified field type is not supported by external table.

Action: Remove the specified field type or do not use external table load.

SQL*Loader-00804: SEQUENCES with intervals are not supported by External Table Load.

Cause: A sequence with an interval was specified which is not supported by external table load.

Action: Remove the interval from the sequence, or remove the sequence itself, or do not use external table load.

SQL*Loader-00805: Option *string* not supported by *string*

Cause: The specified option is not supported by external table or express mode load.

Action: Remove the specified option or do not use external table load or express mode load.

SQL*Loader-00806: unknown record format specified for data file

Cause: The osd string containing file processing options in the control file specified an unknown file processing option.

Action: Verify the correct options are specified for the platform being used.

SQL*Loader-00807: error loading table

Cause: An INSERT statement used to load a table from an external table or a temporary internal table failed. The statement that failed is shown immediately preceding this message.

Action: See subsequent messages for more information about the error.

SQL*Loader-00808: error creating sequence: *string*

Cause: An attempt to create a sequence needed for the load failed.

Action: See messages that follow this one for information about the failure.

SQL*Loader-00809: error dropping sequence: *string*

Cause: A sequence needed to be dropped either because SQL Loader found a sequence with the same name it is trying to create or because SQL Loader is cleaning up from sequences it created at the beginning of the load.

Action: See messages that follow this one for information about why the attempt to drop the sequence failed.

SQL*Loader-00810: error creating external table: *string*

Cause: An attempt to create the external table failed for the load.

Action: See messages that follow for more information about the failure.

SQL*Loader-00811: error dropping external table: *string*

Cause: An error occurred when trying to drop an external table. Note that the table may have been left from a previous load.

Action: n/a

SQL*Loader-00812: error creating internal table: *string*

Cause: An error was encountered trying to create a temporary internal table. The internal table is used only when loading multiple tables from the same data file. The internal table is loaded once and the target tables are loaded from the internal table.

Action: n/a

SQL*Loader-00813: error dropping internal table: *string*\n

Cause: An error was encountered trying to drop a temporary internal table. The internal table is used only when loading multiple tables from the same data file. The internal table is loaded once and the target tables are loaded from the internal table. The internal table may have been left from a previous build.

Action: n/a

SQL*Loader-00816: error creating temporary directory object *string* for file *string*\n

Cause: No existing directory object was found in the database for the directory containing the file. Since all files loaded by external tables must be in a directory named by a directory object, SQL Loader tried to create a directory object for the file.

Action: See error messages that follow this message for more information.

SQL*Loader-00817: error dropping directory object *string*\n

Cause: SQL Loader created a directory object as part of an external table load. An attempt to cleanup the directory object failed.

Action: See messages following this one for more information about the error.

SQL*Loader-00820: cannot create WHERE clause with POSITION syntax for table *string*\n

Cause: The EXTERNAL_TABLE parameter was specified for a multi-table load, and a WHEN clause for one of the tables contained a reference to a range of bytes in the record using POSITION syntax. SQL*Loader uses the WHEN clause from the control file to generate the WHERE clause in the INSERT statement. If the WHERE clause contains a reference to a range of bytes in the table, then a valid WHERE clause cannot be generated. Note that SQL*Loader will proceed as if GENERATE_ONLY was specified for the EXTERNAL_TABLE parameter.

Action: Modify the control file to only use field name references in the WHEN clause. Note that this may require creating a filler field. Another alternative is to create one control file for each table to be loaded and load the tables separately. In that case, SQL*Loader can use the access parameter list LOAD WHEN syntax to specify the range of bytes using POSITION syntax for a single table.

SQL*Loader-00821: switching to GENERATE_ONLY\n

Cause: SQL Loader is not able to execute the SQL statements it generated for loading the data using external tables. See previous messages for more information.

Action: n/a

SQL*Loader-00822: operation not supported on external organized table\n

Cause: User attempted an operation on an external table which is not supported.

Action: Don't do that!

SQL*Loader-00823: TREAT AS clause for object tables not supported for external tables\n

Cause: A TREAT AS clause was specified in the INTO TABLE clause for an object table in the SQL*Loader control file and the EXTERNAL_TABLES command line parameter was set to either EXECUTE or GENERATE_ONLY. External tables can be used to load the data, but SQL*Loader does not generate the correct SQL statements to do this.

Action: Use SQL*Loader direct path or SQL*Loader conventional path to load the table.

SQL*Loader-00824: column type *string* not supported by *string*\n

Cause: The column type was not supported by external table or express mode using the external table load method.

Action: Do not use external table or express mode using the external table load method. Try the load using conventional path or direct path as the load method.

SQL*Loader-00901: Error logging on to ORACLE:\n

Cause: An attempt was made to log on to Oracle in direct path load mode.

Action: Ensure that the instance is up and running. Check the Oracle messages below this one in the log file for more information.

SQL*Loader-00902: Error opening cursor: [number] \n

Cause: An internal error has occurred.

Action: Check the Oracle messages below this one in the log file and contact customer support.

**SQL*Loader-00903: Database must be at least version
number.number.number.number.number for direct path\n**

Cause: The direct path load mode is being used with an incompatible database.

Action: Upgrade the database to the specified version or else use the conventional path load.

**SQL*Loader-00904: You cannot used the direct path when linked with v5 of the
database\n**

Cause: The direct path mode is being used after SQL*Loader has been linked with a Version 5 database.

Action: Use the conventional path.

SQL*Loader-00905: Error parsing SQL statement for upi: [number] \n

Cause: Header message.

Action: Check the message below this one in the log file for more information.

SQL*Loader-00906: Error executing SQL statement for upi: [number] \n

Cause: An internal error has occurred.

Action: Check the message below this one in the log file for more information.

**SQL*Loader-00909: Loader views must be loaded (as SYS) for direct path to be used
\n**

Cause: Database views required for the direct path mode are not present.

Action: The Oracle7 Server Administrator's Guide details how to run the required scripts as user SYS for loading the required views.

SQL*Loader-00910: Error binding input variables for upi: [number] \n

Cause: Header message.

Action: Check the message below this one in the log file for more information.

SQL*Loader-00911: Error defining output variable(s) for upi: [number] \n

Cause: Header message.

Action: Check the message below this one in the log file for more information.

SQL*Loader-00913: Error fetching results of select statement (upi): [number] \n

Cause: Header message.

Action: Check the message below this one in the log file for more information.

SQL*Loader-00914: Error locking table *string* in exclusive mode.\n

Cause: The direct path mode could not lock the named table.

Action: Check the message below this one in the log file for more information. Check that the necessary privileges have been granted.

SQL*Loader-00915: Error closing cursor: [number] \n

Cause: Header message.

Action: Check the message below this one in the log file for more information.

SQL*Loader-00916: Error checking path homogeneity\n

Cause: To do a direct path load when the front end and back end of the database are on separate hardware systems, the systems must be identical, using the same machine, operating system, and character set. This error occurs when SQL*Loader detects a difference between the systems that will prevent a direct load from operating properly.

Action: Use a conventional path load for this configuration.

SQL*Loader-00918: The catalog must be loaded (as SYS) for SQL*Loader to be used \n

Cause: The catalog is not loaded.

Action: Logon as user SYS and load the Oracle7 catalog and the views in the script ULVIEW.SQL.

SQL*Loader-00919: Error during upi fetch: [number] \n

Cause: An internal error has occurred.

Action: Check the message below this one in the log file for more information.

SQL*Loader-00925: Error while *string*\n

Cause: An internal error has occurred.

Action: Check the message below this one in the log file for more information. The table or column referenced may not be accessible.

SQL*Loader-00926: OCI error while *string* for table *string*\n

Cause: An OCI error has occurred.

Action: Check the message below this one in the log file for more information. The table or column referenced may not be accessible.

SQL*Loader-00929: Error parsing insert statement for table *string*.\n

Cause: The table's insert statement caused a parse error.

Action: Check all SQL strings that were used.

SQL*Loader-00930: Error parsing insert statement for table *string* column *string*.\n

Cause: The named column's INSERT statement caused a parse error.

Action: Check the message below this one in the log file for more information. Check the SQL string used for this column.

SQL*Loader-00931: OCI error while binding variable for column *string* in table *string*\n

Cause: An OCI error has occurred.

Action: Check the errors below it for more information. The SQL string for this column may be in error.

SQL*Loader-00932: Could not truncate table *string*.\n

Cause: Truncation of the table was attempted and failed.

Action: Check the following errors for more information. Truncation due to referential constraints should not occur.

SQL*Loader-00933: Specified file *string* not part of database\n

Cause: The specified filename to load the table is not a database file.

Action: Specify a valid datafile.

SQL*Loader-00934: Incorrect data file *string* specified for table *string*\n

Cause: A datafile name was given to load the table that is not a part of the tablespace in which the table resides.

Action: Specify a valid datafile.

SQL*Loader-00935: Error verifying required option for parallel load.\n

Cause: An error was encountered because a required option was not found or was invalid.

Action: Correct the problem as described in the accompanying Oracle message.

SQL*Loader-00937: parallel load requested and *string* has enabled triggers or constraints\n

Cause: A request was made for a parallel direct load, but the object to be loaded has an enabled constraint (check, referential) and/or enabled triggers.

Action: Disable the offending enabled constraints and/or triggers and retry the parallel direct load.

SQL*Loader-00938: partition load requested and *string* has enabled triggers or constraints\n

Cause: A request was made for a direct load of a single partition, but the object to be loaded has an enabled constraint (check, referential) and/or enabled triggers.

Action: Disable the offending enabled constraints and/or triggers and retry the parallel direct load.

SQL*Loader-00939: OCI error while *string* for table *string* partition *string*\n

Cause: Header message.

Action: Check the following errors for more information. The table or partition referenced may not be accessible.

SQL*Loader-00940: UPI error while setting NCHAR bind attributes for column *string* table *string*\n

Cause: An error occurred while setting the charsetform attribute of an NCHAR column.

Action: This is an internal error. Report to ORACLE support.

SQL*Loader-00941: Error during describe of table *string*\n

Cause: Error while executing a describe of a select list on the given table. Check the error immediately preceding this error.

Action: n/a

SQL*Loader-00942: partition *string* not part of table *string*\n

Cause: the specified partition is not part of the specified table

Action: n/a

SQL*Loader-00943: incorrect datafile *string* specified for table *string* partition *string*\n

Cause: The specified datafile is not in the tablespace of the specified partition. Due to use of FILE= keyword on a partitioned table. When loading all partitions of a partitioned table, the partitions must be in the same tablespace. When loading a single partition, the tablespace of the partition being loaded must be the same as the tablespace in which the specified datafile file resides.

Action: n/a

SQL*Loader-00944: error preparing insert statement for table *string*.\n

Cause: A call to OCISmtPrepare for the table's insert statement returned an error.

Action: Refer to the message that follows for information about the error returned by OCISmtPrepare. Make sure the syntax is correct for all SQL strings specified in the SQL*Loader control file.

SQL*Loader-00945: record size *number* too large for direct path \n

Cause: The maximum size of records in the data file is larger than the maximum size supported by direct path, which is 65535

Action: Load the data file using conventional path.

SQL*Loader-00946: OCI error while *string* for table *string* subpartition *string*\n

Cause: Header message.

Action: Check the following errors for more information. The table or subpartition referenced may not be accessible.

SQL*Loader-00947: subpartition load requested and *string* has enabled triggers or constraints\n

Cause: A request was made for a direct load of a single subpartition, but the object to be loaded has an enabled constraint (check, referential) and/or enabled triggers.

Action: Disable the offending enabled constraints and/or triggers and retry the parallel direct load.

SQL*Loader-00948: subpartition *string* not part of table *string*\n

Cause: the specified subpartition is not part of the specified table

Action: n/a

SQL*Loader-00949: incorrect datafile *string* specified for table *string* subpartition *string*\n

Cause: The specified datafile is not in the tablespace of the specified subpartition. Due to use of FILE= keyword on a subpartitioned table. When loading all subpartitions of a subpartitioned table, the subpartitions must be in the same tablespace. When

loading a single subpartition, the tablespace of the subpartition being loaded must be the same as the tablespace in which the specified datafile file resides.

Action: n/a

SQL*Loader-00950: Error shipping data structures across 2-task\n

Cause: Header message.

Action: Check the error(s) below it for more information.

SQL*Loader-00951: Error calling once/load initialization\n

Cause: Header message.

Action: Check the error(s) below it for more information.

SQL*Loader-00952: Error calling once/data file initialization\n

Cause: Header message.

Action: Check the error(s) below it for more information.

SQL*Loader-00953: Error shipping read buffer across 2-task\n

Cause: Header message.

Action: Check the error(s) below it for more information.

SQL*Loader-00954: Error shipping index to read buffer across 2-task\n

Cause: Header message.

Action: Check the error(s) below it for more information.

SQL*Loader-00955: Error calling col array build, block formatter\n

Cause: Header message.

Action: Check the error(s) below it for more information.

SQL*Loader-00956: Error calling once/data file finishing\n

Cause: Header message.

Action: Check the error(s) below it for more information.

SQL*Loader-00957: Error shipping text string across 2-task\n

Cause: Header message.

Action: Check the error(s) below it for more information.

SQL*Loader-00958: Error popping data relocation address stack\n

Cause: Header message.

Action: Check the error(s) below it for more information.

SQL*Loader-00959: Error shipping buffer across 2-task\n

Cause: Header message.

Action: Check the error(s) below it for more information.

SQL*Loader-00961: Error calling once/load finishing for table *string*\n

Cause: Header message.

Action: Check the error(s) below it for more information.

SQL*Loader-00962: Error setting user-side Ctrl-C handler\n

Cause: Header message.

Action: Check the error(s) below it for more information.

SQL*Loader-00963: Error clearing user-side Ctrl-C handler\n

Cause: Header message.

Action: Check the error(s) below it for more information.

SQL*Loader-00965: Error *number* disabling constraint *string* on table *string*

Cause: Header message.

Action: Check the error(s) below it for more information.

SQL*Loader-00966: Error *number* disabling all triggers on table *string*

Cause: Header message.

Action: Check the error(s) below it for more information.

SQL*Loader-00969: Error performing file name translation on kernel side\n

Cause: File specified for parallel load is probably not a valid database file.

Action: Specify a valid database file.

SQL*Loader-00970: enabled constraint on an XML column not allowed in direct path\n

Cause: An enabled check constraint existed on an XML column.

Action: Disable the check constraint before attempting to load the table data using the direct path mode, or leave the constraint enabled but use the conventional path mode instead.

SQL*Loader-00971: parallel load option not allowed when loading lob columns\n

Cause: An attempt was made to load lob columns using parallel=true. This error will also be issued when loading columns stored as lobes (such as varrays and xml types)

Action: Do not use the parallel option when loading lob columns.

SQL*Loader-00972: Warning: ROWS parameter ignored when NO_INDEX_ERRORS is used.\n

Cause: Specifying save points using the ROWS parameter was not supported with NO_INDEX_ERRORS=TRUE.

Action: Remove the ROWS parameter from the command-line arguments or do not specify NO_INDEX_ERRORS=TRUE.

SQL*Loader-00973: Warning: ROWS parameter ignored when PARTITION_MEMORY is used.\n

Cause: Specifying save points using the ROWS parameter was not supported with PARTITION_MEMORY=n.

Action: Remove the ROWS parameter from the command-line arguments or do not specify PARTITION_MEMORY=n.

SQL*Loader-00974: database is not available for update\n

Cause: The database was not opened for read/write access. SQL*Loader requires that the database be opened for read/write access.

Action: Verify that the database is opened for read/write access. Then retry the operation.

SQL*Loader-02026: the load was aborted because SQL Loader cannot continue.\n
Cause: The load cannot continue. See the error message before this * message for the cause of the error.

Action: See the action for the error message that precedes this one.

SQL*Loader-02050: Multibyte character error.\n

Cause: Text specified by POSITION or terminated by newlines is invalid.

Action: Edit the SQL*Loader control file or the data file to fix alignment of column.

SQL*Loader-02300: For CSV format files, all fields must be delimited fields. Field string is not delimited.\n

Cause: CSV format files did not have delimited fields. CSV format files must have all delimited fields so that SQL*Loader can process the fields.

Action: Make all of the fields delimited or remove the CSV specification and retry.

SQL*Loader-02301: For FIELD NAMES, all fields must be delimited fields. Field string is not delimited.\n

Cause: Data files with a FIELD NAMES record did not have delimited fields. Data files with a FIELD NAMES record must have all delimited fields so that SQL*Loader can process the field names.

Action: Make all of the fields delimited and retry.

SQL*Loader-02302: Data in the control file not supported with CSV format files.\n

Cause: CSV format file was specified with INFILE * indicating that there was data in the control file.

Action: Move the data to a separate data file and retry.

SQL*Loader-02303: Unable to process LOB Location Specifier field string.\n

Cause: The LOB Location Specifier field was not processed correctly.

Action: Make sure the LOB Location Specifier is formatted correctly.

SQL*Loader-02304: LOB Location Specifier for column string must be loaded into a LOB column.\n

Cause: The destination column for a LOB Location Specifier field was not a LOB data type.

Action: Make sure the destination column is a LOB data type.

SQL*Loader-02305: LOB Location Specifier for column string - invalid offset or length.\n

Cause: The LOB Location Specifier contained an invalid offset or length.

Action: The offset must not be a negative value. The length can only be negative if a value of -1 (for a NULL LOB) is specified.

SQL*Loader-02306: LOB Location Specifier for column string failed to read LOB file string.\n

Cause: The destination column for a LOB Location Specifier field was not a LOB data type.

Action: Make sure the LOB data file contains valid data.

SQL*Loader-02307: LOB Location Specifier for column *string* failed to read entire length request of *number* bytes from LOB file *string*.\n

Cause: The LOB Location Specifier length request exceeded the length of the lob file. The entire length requested could not be satisfied and will be less than the amount specified.

Action: Make sure the LOB Location Specifier length is correct.

SQL*Loader-02308: LOB Location Specifier failure seeking to offset *number* in LOB file *string*

Cause: The LOB Location Specifier specified an offset in the LOB file which resulted in a seek failure.

Action: Contact Oracle Support Services.

**SQL*Loader-03120: Resumable parameters ignored -- current session not resumable
\n**

Cause: Current session is not resumable.

Action: Must specify RESUMABLE=TRUE to enable resumable session in order for the RESUMABLE_NAME and RESUMABLE_TIMEOUT parameters to take effect.

VID-00611 to VID-00721

VID-00611: unable to access the BLOB for reading

Cause: The BLOB could not be opened for reading.

Action: Contact Oracle Support Services.

VID-00612: unable to open export destination file

Cause: The file could not be created or opened.

Action: Check that the file does not refer to an existing directory. Check that the file is not locked by another application.

VID-00613: export destination access denied

Cause: Permission to write to destination file was denied.

Action: Refer to the Oracle Multimedia documentation for information on granting privileges for the export() method.

VID-00614: I/O error during export

Cause: The export operation failed because of an I/O error.

Action: Check OS logs and contact Oracle Support Services.

VID-00702: unable to initialize video processing environment

Cause: The initialization of the video processing procedure failed.

Action: See the database administrator to make sure that enough memory has been allocated to JServer. If JServer does have enough memory, contact Oracle Support Services.

VID-00703: unable to read video data

Cause: An error occurred while accessing the video source.

Action: Make sure the video source is valid. For external sources, make sure all access privileges are granted.

VID-00704: invalid input format or corrupted input data

Cause: The video data in the source was not in the format specified by the format field of the video object. In some unusual cases, the video data is actually corrupted.

Action: Provide a correct value in the format field. If the correct value is unknown, put NULL in the format field to invoke the DEFAULT format plug-in.

VID-00705: unsupported input format

Cause: The file format of the video data was not supported. This error can only occur in the DEFAULT format plug-in package.

Action: Refer to the Oracle Multimedia documentation for supported formats.

VID-00706: unsupported or corrupted input format

Cause: The video data was either corrupted or the file format was not supported.

Action: Refer to the Oracle Multimedia documentation for supported formats. If the video data is not corrupted and is in a supported file format, contact Oracle Support Services.

VID-00707: unable to read empty video data

Cause: There is no data in the video object.

Action: Refer to the Oracle Multimedia documentation for information on how to populate the video object with video data.

VID-00713: internal error while parsing video data

Cause: An internal error occurred during parsing.

Action: Contact Oracle Support Services.

VID-00714: internal error

Cause: An internal error occurred.

Action: Contact Oracle Support Services.

VID-00721: unable to find format plug-in package

ORDPLUGINS.ORDX_string_VIDEO

Cause: Custom video plug-in for user-specified format was not found.

Action: Ensure correct video format is specified or proper custom video plug-in package is installed.

WLMD-02005 to WLMD-02019

WLMD-02005: Classifier {0} for PC {1} is too long.

Cause: The classifier for the specified performance class (PC) was too long.

Action: Shorten the classifier in the policy set.

WLMD-02006: Total classifier length for PC {0} is too large.

Cause: In aggregate the classifiers for this performance class (PC) were too long.

Action: Remove or shorten classifiers in the policy set.

WLMD-02011: The DBWLM application for the system {0} cannot be undeployed because it is still enabled.

Cause: The DBWLM application was undeployed when it was enabled.

Action: Disable the DBWLM application and then undeploy it.

WLMD-02014: Oracle Clusterware infrastructure has reported a failure.

Cause: There was a problem in the Oracle Clusterware.

Action: Check the exception and, if needed the Oracle Clusterware logs, and correct the issue reported there. Then enable Quality of Service Management (QoS) and retry this operation.

WLMD-02015: QoS configuration key {0} could not be retrieved.

Cause: The key did not exist in the Quality of Service Management (QoS) persistent storage.

Action: Contact Oracle Support Services for assistance.

WLMD-02017: Could not retrieve credential information for database {0}.

Cause: An attempt to open the database wallet and read the credential information failed.

Action: Re-enable the database for Quality of Service Management (QoS) from the associated Enterprise Manager console for that database.

WLMD-02018: The task {0} has failed to terminate.


Cause: This is an internal error.

Action: Please provide logs to Oracle Support Services. Quality of Service Management (QoS) restarted automatically.

WLMD-02019: Cluster {0} state change detected. The action requested may no longer be appropriate or possible.

Cause: There was a change to the Oracle Clusterware state since the action was recommended.

Action: Consider implementing actions from the current recommendation.



WLMF-03002 to WLMF-03027

WLMF-03002: The Quality of Service Management (QoS) user {0} is not authorized to perform this operation {1}.

Cause: The Quality of Service Management (QoS) user did not have the permission to perform this operation.

Action: To enable the QoS user to perform the indicated operation, check the JAVA security policy setup and grant the QoS user the applicable security permissions.

WLMF-03003: The Quality of Service Management (QoS) service user does not have the necessary permission to retrieve the JAVA security Subject associated with the current access control context {0}.

Cause: The Quality of Service Management (QoS) user did not have the necessary permissions to retrieve the JAVA security Subject within the current access control context.

Action: To enable the QoS user to retrieve the JAVA security Subject, check the security policy setup and grant this user the applicable permissions.

WLMF-03004: Version check failed or not performed. Operation could not be performed.

Cause: The operation to exchange the supported version numbers between the server and the client had not been called or had failed.

Action: This is an internal error. Contact Oracle Support Services for assistance.

WLMF-03005: Application .ear file is corrupt.

Cause: Quality of Service Management (QoS) .ear file was corrupt.

Action: Contact Oracle Support Services for assistance.

WLMF-03006: Unsupported version. The client supports versions {0} to {1}.

Cause: An attempt to start the Quality of Service Management (QoS) failed because the client's version was not supported by the QoS.

Action: Contact Oracle Support Services for assistance.

WLMF-03007: Required policy set does not exist.

Cause: There was no policy set in persistent storage.

Action: Create a new policy set.

WLMF-03008: Invalid argument. Argument {0} was provided with value {1}.

Cause: The specified value of the argument was invalid.

Action: Please contact Oracle Support Services.

WLMF-03009: The policy set is corrupt.

Cause: The Quality of Service Management (QoS) policy set retrieved from persistent storage was corrupt.

Action: Create a new policy set and enable Quality of Service Management (QoS).

WLMF-03010: There is no policy set in QoS persistent storage.

Cause: The policy set was not found in Quality of Service Management (QoS) persistent storage.

Action: Create a new policy set and enable Quality of Service Management (QoS).

WLMF-03011: QoS is not enabled.

Cause: Quality of Service Management (QoS) was not enabled for this operation.

Action: Enable Quality of Service Management (QoS) and retry the operation.

WLMF-03012: The component {0} tried to transition from state {1} to {2}, but the current state is {3}. This is illegal.

Cause: This is an internal error.

Action: Contact Oracle Support Services with trace information. Quality of Service Management (QoS) will restart automatically.

WLMF-03013: QoS implement action ID {0} has expired.

Cause: The Quality of Service Management (QoS) implement action ID has expired.

Action: Implement a current recommendation.

WLMF-03014: The What If Analysis could not be performed.

Cause: Quality of Service Management (QoS) is unable to perform the What If Analysis because its timestamp is invalid or expired.

Action: Perform another What If Analysis.

WLMF-03015: The action {0} is in progress and it will complete at {1}. The current time is {2}.

Cause: Unable to execute the action because a previous action has not completed.

Action: Wait until the current action is completed.

WLMF-03016: Internal error encountered.

Cause: This is an internal error.

Action: Contact Oracle Support Services with Quality of Service Management (QoS) log information. Clusterware has restarted Quality of Service Management (QoS) automatically.

WLMF-03017: The operating system has reported a failure.

Cause: There was a problem in the operating system.

Action: Check the exception and the accompanying error messages for details , and correct the issue. Then enable Quality of Service Management (QoS).

WLMF-03018: QoS service is not in the expected state.

Cause: Quality of Service Management (QoS) was not in the correct state to perform the requested operation.

Action: Retry the operation shortly.

WLMF-03019: Required library could not be loaded.

Cause: A library which Quality of Service Management (QoS) depends upon could not be loaded.

Action: Contact Oracle Support Services.

WLMF-03020: Requested action was not implemented.

Cause: Quality of Service Management (QoS) detected a change in system state that invalidated the performance projections.

Action: Implement a current recommendation

WLMF-03021: Persistent key {0} had invalid value.

Cause: Quality of Service Management (QoS) found a corrupt key value in its attempt to retrieve data from the persistent store when starting or restarting.

Action: Contact Oracle Support Services.

WLMF-03022: Policy set or policy corruption.

Cause: Quality of Service Management could not be restarted because it could not read its configuration data from the cluster registry.

Action: Contact Oracle Support Services.

WLMF-03023: Persistent storage not found.

Cause: Quality of Service Management (QoS) could not find the persistent storage when starting or restarting.

Action: Contact Oracle Support Services.

WLMF-03024: An unsupported parameter was passed to Quality of Service Management.

Cause: An attempt to start Quality of Service Management (QoS) was rejected because the deployment type was specified as GLOBAL rather than LOCAL.

Action: Contact Oracle Support Services.

WLMF-03025: Invalid argument. Argument {0} was provided with value {1} and it must be less than argument {2} with value {3}.


Cause: The specified value of the argument was invalid.

Action: Contact Oracle Support Services.

WLMF-03027: The Grid Infrastructure Management Repository version is incompatible with Quality of Service Management (QoS).

Cause: An attempt to enable Quality of Service Management was rejected because the current version was not supported by the Grid Infrastructure Management Repository (GIMR).

Action: Contact Oracle Support Services.



WLMV-08000 to WLMV-08000

WLMV-08000: WLMV-8000: QoS schema of type <{0}> encountered errors.

Cause: The Quality of Service Management (QoS) schema validation encountered errors.

Action: Contact Oracle Support Services.



XOQ-00101 to XOQ-02563

XOQ-00101: unknown error

Cause: An unexpected internal error occurred.

Action: Report this error to Oracle Support Services.

XOQ-00102: system failure

Cause: An unexpected internal error occurred.

Action: Report this error to Oracle Support Services.

XOQ-00103: An OLAP API method failed.

Cause: An unexpected internal error occurred.

Action: Report this error to Oracle Support Services.

XOQ-00104: not implemented

Cause: An OLAP API query was issued that requires an unimplemented feature.

Action: Check the classes and methods in the OLAP API Java documentation for alternative ways to construct the query.

XOQ-00105: unknown error

Cause: An unexpected internal error occurred.

Action: Report this error to Oracle Support Services.

XOQ-00106: SQL query failed: "(string)"

Cause: A SQL query generated by the OLAP component failed to execute.

Action: Examine the error message to determine the possible cause of failure, or contact Oracle Support Services.

XOQ-00107: current operation cancelled

Cause: An Oracle operation was interrupted by CTRL+C or another cancelling operation.

Action: Continue with the next operation.

XOQ-00201: error opening connection

Cause: An error occurred while initializing the connection for the OLAP API.

Action: Ensure that Oracle Database is properly installed with the OLAP option. If the problem persists, then contact Oracle Support Services.

XOQ-00203: error retrieving connection information for the server

Cause: An error occurred while retrieving the connection parameter information.

Action: Ensure that Oracle Database is properly installed with the OLAP option. If the problem persists, then contact Oracle Support Services.

XOQ-00204: error initializing second DataProvider on a JDBC connection

Cause: The Java client tried to open multiple DataProviders over one JDBC connection.

Action: Close the first DataProvider before initializing the second DataProvider.

XOQ-00223: error executing an OLAP DML command

Cause: A syntactic or referential error in the command string prevented execution of an OLAP DML command.

Action: Correct the syntax of the OLAP DML command.

XOQ-00225: error closing the connection

Cause: An error occurred while closing the connection for the OLAP API.

Action: Report this error to Oracle Support Services.

XOQ-00229: cannot retrieve information for the connection

Cause: An error occurred while preparing OLAP API connection information.

Action: Report this error to Oracle Support Services.

XOQ-00232: error sharing the session

Cause: An unexpected error occurred.

Action: Report this error to Oracle Support Services.

XOQ-00233: error obtaining the system

Cause: An unexpected error occurred.

Action: Report this error to Oracle Support Services.

XOQ-00234: error obtaining the module version

Cause: An unexpected error occurred.

Action: Report this error to Oracle Support Services.

XOQ-00251: Default database is not set.

Cause: An unexpected error occurred.

Action: Report this error to Oracle Support Services.

XOQ-00286: error creating a definition manager

Cause: An error occurred while preparing an OLAP API query for use.

Action: Examine the ErrorStack for more detail about the reason for the failure.

XOQ-00287: error adding analytic workspace "(string)" to branch

Cause: An unexpected error occurred while adding an analytic workspace to a branch.

Action: Report this error to Oracle Support Services.

XOQ-00288: unable to commit transaction

Cause: An error occurred while trying to commit changes to a cube or dimension.

Action: Examine the error stack for more detail about the reason for the failure.

XOQ-00289: error executing DDL "(string)" for metadata object "(string)"

Cause: An error occurred while executing the DDL.

Action: Check the metadata object and examine the error stack for the reason for the failure.

XOQ-00400: failed to map CWM object "(string)" to XML or IDL

Cause: An error occurred while preparing a metadata object to return to the client.

Action: Check the metadata object for unusual characteristics, such as extremely long text attributes, unusual characters in text attributes,

XOQ-00401: a *string* could not be created with the name "*string*", because that name is already used by an existing *string*.

Cause: An error occurred while trying to create a metadata object with the name of an existing object.

Action: Rename one of the objects so that its ID is unique.

XOQ-00500: no metadata provider "(string)" available

Cause: A MetadataProvider could not be found for the specified type of metadata.

Action: Ensure that your code requests metadata type CWM.

XOQ-00501: table "(string)" and/or column "(string)" not found

Cause: A metadata object was mapped to a table or column that does not exist.

Action: Run PL/SQL procedure

CWM2_OLAP_VALIDATE.VALIDATE_OLAP_CATALOG with type_of_validation OLAP API. Correct any reported problems with the metadata object.

XOQ-00502: cannot create more than one CursorManager for a source

Cause: An attempt was made to create a second CursorManager for a source in a transaction.

Action: Use only one CursorManager or upgrade to newer OLAP API jar files.

XOQ-00503: cannot create server cursor

Cause: An error occurred while executing the SQL for an OLAP API query.

Action: Examine the ErrorStack for details about the failure.

XOQ-00504: cannot execute the query

Cause: An error occurred while executing the SQL for an OLAP API query.

Action: Examine the ErrorStack for details about the failure.

XOQ-00505: The number of cursor inputs (*string*) does not match the number of bind sources (*string*).

Cause: The bind source specified in the cursor manager did not have matching cursor input.

Action: Specify a cursor input for each bind source.

XOQ-00506: cannot parse XML string from the client

Cause: An error occurred while parsing query or metadata definitions sent by the client.

Action: Examine the error output for details about the failure.

XOQ-00507: source definition not found with ID "(string)"

Cause: The query referred to a source definition that did not exist.

Action: Examine the error output for details about the failure.

XOQ-00508: metadata object not found with ID "(string)"

Cause: The query referred to a metadata object that did not exist.

Action: Correct the query so it refers to existing metadata objects.

XOQ-00509: Invalid value string "(string)" is used for a value of dimension "(string)".

Cause: The query contained an incorrectly formatted value string. The accepted formats are "HIERARCHY::LEVEL::VALUE" in hierarchy-qualified value mode, or "[Dimension].[Hierarchy].[Level].[Value]" in ODBO compatibility mode.

Action: Correct the value string used in the query, or select values using the localValue attribute. For example,
dimensionSource.select(dimension.getLocalValueAttribute().getSource().eq("value"));

XOQ-00510: NULL key found in hierarchy

Cause: The hierarchy was not identified as a skip-level hierarchy, although it contained NULL values.

Action: Correct the metadata for the hierarchy to mark it as a skip-level hierarchy.

XOQ-00511: Query will result in a Cartesian product.

Cause: An incorrect join condition was used in the query.

Action: Examine the mappings for the metadata objects and correct the query.

XOQ-00600: internal error code, arguments: [string], [string], [string], [string], [string], [string], [string], [string]

Cause: A process encountered an exceptional condition. This is the generic internal error number for Oracle program exceptions.

Action: Report as a bug. The first argument is the internal error number.

XOQ-00603: Fatal error occurred: unwise to proceed.

Cause: An Oracle session was in an unrecoverable state.

Action: Log in to Oracle again so a new session is created automatically. Examine the session trace file for more information.

XOQ-00699: internal error, arguments: [string], [string], [string], [string], [string], [string], [string], [string]

Cause: An internal inconsistency was detected that did not end the process.

Action: Report a bug and include the internal error, which is the first argument in the error message.

XOQ-00700: error compiling OLAP DML command

Cause: A syntactic or referential error in the OLAP DML command caused a compilation error.

Action: Correct the syntax of the OLAP DML command. The error stack may provide more detail about the error. Before trying again, enable the OLAP DML BADLINE option to get more detailed messages.

XOQ-00701: error compiling OLAP DML expression

Cause: A syntactic or referential error in the OLAP DML expression caused a compilation error.

Action: Correct the syntax of the OLAP DML expression. The error stack may provide more detail about the error. Before trying again, enable the OLAP DML BADLINE option to get more detailed messages.

XOQ-00702: no OLAP DML code to compile

Cause: SPLExecutor:executeCommand was called with an empty command string.

Action: Ensure that an OLAP DML command is passed to SPLExecutor::executeCommand.

XOQ-00703: error executing OLAP DML command "(string)"

Cause: A syntactic or referential error in the command string prevented the execution of an OLAP DML command.

Action: Examine the error stack for more detail about the error. Correct the OLAP DML command and try again.

XOQ-00704: error evaluating OLAP DML expression

Cause: A syntactic or referential error in the expression string prevented the evaluation of an OLAP DML expression.

Action: Examine the error stack for more detail about the error. Correct the OLAP DML expression and try again.

XOQ-00705: no OLAP DML expression to evaluate

Cause: An SPLExecutor::evaluateExpression method was called with an empty expression string.

Action: Ensure that an OLAP DML command is passed to the SPLExecutor::evaluateExpression method.

XOQ-00850: cannot create fundamental snapshot: definition id "(string)" not recognized

Cause: A cursor could not be created because the source referred to an unrecognized metadata object.

Action: If the source uses an MdmDimension or MdmMeasure that is created with an MdmCustomObjectFactory, then ensure that the Mtm definition is complete and refers only to existing objects.

XOQ-00851: cannot create Mdm property: definition id "(string)" not recognized

Cause: A cursor was not created because the source referred to an unrecognized metadata object.

Action: If the source uses an MdmDimension or MdmMeasure that is created with an MdmCustomObjectFactory, then ensure that the Mtm definition is complete and refers only to existing objects.

XOQ-01000: A portion of the query results in an empty selection and a 0-extent cursor.

Cause: The selection for one or more dimensions of a source yielded no members, so no data was retrieved for the source.

Action: Check the dimension selections to ensure that all references to hierarchies, levels, and members are correct. Evaluate each dimension query separately to identify the faulty one.

XOQ-01100: Query is not supported by the current generator.

Cause: The source involved a construct that was syntactically correct but is not currently supported.

Action: Check the source for unsupported constructs. For example, some releases require that a measure source be joined to sources for hierarchies and not to sources for dimensions.

XOQ-01150: unknown problem with OLAP Catalog

Cause: An error occurred while reading the OLAP Catalog.

Action: Run PL/SQL procedure

CWM2_OLAP_VALIDATE.VALIDATE_OLAP_CATALOG with type_of_validation OLAP API. Correct any problems.

XOQ-01151: OCI error:\nstring

Cause: An exception was raised by Oracle Call Interface.

Action: Correct the problems identified in the error message.

XOQ-01200: metadata problem for MdmAttribute "string"

Cause: Metadata for the MdmAttribute was incomplete or inconsistent. Possible causes are: 1) The MdmAttribute did not have an associated MtmAttributeMap. 2) The MtmAttributeMap existed, but there was no mapped expression for a requested MtmDimensionMap.

Action: If the MdmAttribute is created or modified using the OLAP Metadata API, then ensure that the object is created and mapped correctly. If the MdmAttribute is read from the OLAP Catalog, then run PL/SQL procedure CWM2_OLAP_VALIDATE.VALIDATE_OLAP_CATALOG with type_of_validation OLAP API. Correct any problems.

XOQ-01201: metadata problem for MdmMeasure "string"

Cause: Metadata for the MdmMeasure was incomplete or inconsistent. Possible causes are: 1) The MdmMeasure did not have an associated MtmMeasureMap. 2) The MtmMeasureMap existed, but there was no mapped expression for a requested MtmBaseCube. 3) The MtmMeasureMap existed, but had no associated MtmCube.

Action: If the MdmMeasure is created or modified using the OLAP Metadata API, then ensure that the object is created and mapped correctly. If the MdmMeasure is read from the OLAP Catalog, then run PL/SQL procedure CWM2_OLAP_VALIDATE.VALIDATE_OLAP_CATALOG with type_of_validation OLAP API. Correct any problems.

XOQ-01202: metadata problem for MdmLevel "string"

Cause: Metadata for the MdmLevel was incomplete or inconsistent. The MdmLevel did not have an associated MtmLevelMap.

Action: If the MdmLevel is created or modified using the OLAP Metadata API, then ensure that the object is created and mapped correctly. If the MdmLevel is read from the OLAP Catalog, then run PL/SQL procedure CWM2_OLAP_VALIDATE.VALIDATE_OLAP_CATALOG with type_of_validation OLAP API. Correct any problems.

XOQ-01203: metadata problem for MdmHierarchy "string"

Cause: Metadata for the MdmHierarchy was incomplete or inconsistent. The MdmHierarchy did not have an associated MtmHierarchyMap.

Action: If the MdmHierarchy is created or modified using the OLAP Metadata API, then ensure that the object is created and mapped correctly. If the MdmHierarchy is read from the OLAP Catalog, then run PL/SQL procedure CWM2_OLAP_VALIDATE.VALIDATE_OLAP_CATALOG with type_of_validation OLAP API. Correct any problems.

XOQ-01204: metadata problem for MdmListDimension "string"

Cause: Metadata for the MdmListDimension was incomplete or inconsistent.

Action: If the MdmListDimension is created or modified using the OLAP Metadata API, then ensure that the object is created and mapped correctly. If the MdmListDimension was read from the OLAP Catalog, then run PL/SQL procedure CWM2_OLAP_VALIDATE.VALIDATE_OLAP_CATALOG with type_of_validation OLAP API. Correct any problems.

XOQ-01205: metadata problem for MdmPrimaryDimension "string"

Cause: Metadata for the MdmPrimaryDimension was incomplete or inconsistent. The MdmPrimaryDimension (also known as MdmUnionHierarchy) did not have an associated MtmPrimaryDimensionMap.

Action: If the MdmPrimaryDimension is created or modified using the OLAP Metadata API, then ensure that the object is created and mapped correctly. If the MdmPrimaryDimension is read from the OLAP Catalog, then run PL/SQL procedure CWM2_OLAP_VALIDATE.VALIDATE_OLAP_CATALOG with type_of_validation OLAP API. Correct any problems.

XOQ-01206: metadata problem for cube "string"

Cause: Metadata for the cube was incomplete or inconsistent. This happened for one of the following reasons: 1) No MtmBaseCube was associated with a requested hierarchy combination. 2) One of the MtmMeasureMaps associated with an MtmCube was NULL. 3) Something was wrong with an MtmCubeDimensionality associated with an MtmBaseCube.

Action: If the hierarchy combination, measure map, or cube is created or modified using the OLAP Metadata API, then ensure that the objects are created and mapped correctly. If the attribute hierarchy combination, measure map, or cube is read from the OLAP Catalog, then run PL/SQL procedure CWM2_OLAP_VALIDATE.VALIDATE_OLAP_CATALOG with type_of_validation OLAP API. Correct any problems.

XOQ-01207: metadata problem for hierarchy combination "string"

Cause: Metadata for the hierarchy combination was incomplete or inconsistent.

Action: If the hierarchy combination is created or modified using the OLAP Metadata API, then ensure that the object is created and mapped correctly. If the hierarchy combination is read from the OLAP Catalog, then run PL/SQL procedure CWM2_OLAP_VALIDATE.VALIDATE_OLAP_CATALOG with type_of_validation OLAP API. Correct any problems.

XOQ-01208: metadata problem for MtmBaseCube "string"

Cause: Metadata for the MtmBaseCube was incomplete or inconsistent. An MtmBaseCube had no associated MtmTabularSource.

Action: If the MtmBaseCube is created or modified using the OLAP Metadata API, then ensure that the object is created and mapped correctly. If the MtmBaseCube is read from the OLAP Catalog, then run PL/SQL procedure CWM2_OLAP_VALIDATE.VALIDATE_OLAP_CATALOG with type_of_validation OLAP API. Correct any problems.

XOQ-01209: metadata problem for attributes on dimension "string"

Cause: Metadata for the attributes on the dimension was incomplete or inconsistent.

Action: If the attributes or dimension is created or modified using the OLAP Metadata, then ensure that the objects are created and mapped correctly. If the attributes or dimension are read from the OLAP Catalog, then run PL/SQL procedure CWM2_OLAP_VALIDATE.VALIDATE_OLAP_CATALOG with type_of_validation OLAP API. Correct any problems.

XOQ-01210: metadata problem for table map for list dimension "string"

Cause: Metadata for the table map for the list dimension was incomplete or inconsistent.

Action: If the table map or dimension is created or modified using the OLAP Metadata API, then ensure that the objects are created and mapped correctly. If the table map or dimension is read from the OLAP Catalog, then run PL/SQL procedure CWM2_OLAP_VALIDATE.VALIDATE_OLAP_CATALOG with type_of_validation OLAP API. Correct any problems.

XOQ-01211: metadata problem for MdmValueHierarchy "string"

Cause: Metadata for the MdmValueHierarchy was incomplete or inconsistent.

Possible causes are: 1) The MtmValueLevelHierarchyMap for the MdmValueHierarchy did not have an associated MtmSolvedLevelHierarchyMap. 2) The MtmValueLevelHierarchyMap for the MdmValueHierarchy was invalid.

Action: If the MdmValueHierarchy or MtmValueLevelHierarchyMap is created or modified using the OLAP Metadata API, then ensure that the object is created and mapped correctly. If the MdmValueHierarchy or MtmValueLevelHierarchyMap is read from the OLAP Catalog, run PL/SQL procedure CWM2_OLAP_VALIDATE.VALIDATE_OLAP_CATALOG with type_of_validation OLAP API. Correct any problems.

XOQ-01212: aggregation metadata problem for cube "string"

Cause: Aggregation metadata for the cube was incomplete or inconsistent.

Action: If the cube is created or modified using the OLAP Metadata API, then ensure that the object is created and mapped correctly. If the cube is read from the OLAP Catalog, then run PL/SQL procedure CWM2_OLAP_VALIDATE.VALIDATE_OLAP_CATALOG with type_of_validation OLAP API. Correct any problems.

XOQ-01213: metadata problem for MdmLevelHierarchy "string"

Cause: Metadata for the table mapping for the MdmLevelHierarchy was incomplete or inconsistent. The MtmLevelHierarchyMap for the MdmLevelHierarchy had no associated MtmTabularSource.

Action: If the MdmLevelHierarchy is created or modified using the OLAP Metadata API, then ensure that the object is created and mapped correctly. If the MdmLevelHierarchy is read from the OLAP Catalog, then run PL/SQL procedure CWM2_OLAP_VALIDATE.VALIDATE_OLAP_CATALOG with type_of_validation OLAP API. Correct any problems.

XOQ-01214: metadata problem with dimension order specification for "string"

Cause: Metadata for the custom sort column was incomplete or inconsistent. An MtmDimensionOrderSpecification had no associated OrderByExpression.

Action: If the MtmDimensionOrderSpecification is created or modified using the OLAP Metadata API, then ensure that the object is created and mapped correctly. If

the MtmDimensionOrderSpecification is read from the OLAP Catalog, then run PL/SQL procedure CWM2_OLAP_VALIDATE.VALIDATE_OLAP_CATALOG with type_of_validation OLAP API. Correct any problems.

XOQ-01215: metadata problem with mapped RDBMS column "string"

Cause: Metadata for the mapped RDBMS column was incomplete or inconsistent. There was a problem identifying the RDBMS table that owns the associated RDBMS column.

Action: If the RDBMS column is created or modified using the OLAP Metadata API, then ensure that the object is created and mapped correctly. If the RDBMS column is read from the OLAP Catalog, then run PL/SQL procedure CWM2_OLAP_VALIDATE.VALIDATE_OLAP_CATALOG with type_of_validation OLAP API. Correct any problems.

XOQ-01216: metadata problem with mapping for snowflake hierarchy "string"

Cause: Mapping metadata for the snowflake hierarchy was incomplete or inconsistent. There was a problem identifying a mapping for the associated snowflake hierarchy.

Action: If the hierarchy is created or modified using the OLAP Metadata API, then ensure that the object is created and mapped correctly. If the hierarchy is read from the OLAP Catalog, run PL/SQL procedure CWM2_OLAP_VALIDATE.VALIDATE_OLAP_CATALOG with type_of_validation OLAP API. Correct any problems.

XOQ-01217: metadata problem with mapping for hierarchy "string"

Cause: Mapping metadata for the hierarchy was incomplete or inconsistent. A mapping for the associated hierarchy could not be identified. The problem may be the way the dimension was mapped in one of the cubes and may be in the GID column.

Action: If the hierarchy is created or modified using the OLAP Metadata API, then ensure that the object is created and mapped correctly. If the hierarchy is read from the OLAP Catalog, then run PL/SQL procedure CWM2_OLAP_VALIDATE.VALIDATE_OLAP_CATALOG with type_of_validation OLAP API. Correct any problems.

XOQ-01218: metadata problem with mapping for hierarchy "string"

Cause: Mapping metadata for the hierarchy was incomplete or inconsistent. A mapping for the associated hierarchy could not be identified, possibly because of the way the dimension was mapped in one of the cubes.

Action: If the hierarchy is created or modified using the OLAP Metadata API, then ensure that the object is created and mapped correctly. If the hierarchy is read from the OLAP Catalog, run PL/SQL procedure CWM2_OLAP_VALIDATE.VALIDATE_OLAP_CATALOG with type_of_validation OLAP API. Correct any problems.

XOQ-01219: metadata problem with mapping for hierarchy "string"

Cause: Mapping metadata for the hierarchy was incomplete or inconsistent. The ET column for the associated hierarchy could not be identified.

Action: If the hierarchy is created or modified using the OLAP Metadata API, then ensure that the object is created and mapped correctly. If the hierarchy is read from the OLAP Catalog, then run PL/SQL procedure CWM2_OLAP_VALIDATE.VALIDATE_OLAP_CATALOG with type_of_validation OLAP API. Correct any problems.

XOQ-01300: invalid dimension member value "(string)"

Cause: An invalid dimension value was specified as part of an MdmCustomMember.

Action: Check the values passed to the MdmCustomMembers. All dimension members must be in unique value form. The problem could be in the memberValue, the parentValue, an attributeExpression, or the measureExpression.

XOQ-01301: invalid measure expression in MdmCustomMember "(string)"

Cause: A measure expression in an MdmCustomMember was invalid.

Action: Ensure that the measure expression in each MdmCustomMember is valid. Ensure that any square brackets are balanced.

XOQ-01302: query not supported in local value mode

Cause: Some feature of the query required unique value mode to be enabled.

Action: Either enable unique value mode, or rewrite the query to remove any features that depend on unique value mode. MdmCustomMembers require unique value mode.

XOQ-01303: incorrect cube dimensionality

Cause: The metadata that defines the dimensionality of a cube was incorrect.

Action: Check the metadata for the dimensionality of the cubes being queried. Ensure that the number of join columns on the fact table matches the number of join columns on the dimension table.

XOQ-01304: Custom members feature is not supported.

Cause: The query included custom members that could not be processed.

Action: Check if any solved cubes are in GROUPING SET or ROLLUP form in the query. Rewrite them in ET form.

XOQ-01305: invalid model assignment

Cause: The definition of a model assignment was invalid.

Action: Ensure that all assignments are defined so the assigned source does not have a qualified source as an input. The assignment may have been created explicitly, or it may have been created implicitly from a custom member definition.

XOQ-01306: cannot generate cursor manager for MdmValueHierarchy

Cause: A cursor manager could not be created on a query containing an MdmValueHierarchy, because the hierarchy had no LevelExpressions and was not compiled in an analytic workspace.

Action: Either add LevelExpressions to the SolvedValueHierarchyMap of the MdmValueHierarchy, or create a AWPrimaryDimensionOrganization on the hierarchy's MdmPrimaryDimension. Build the dimension using a COMPILE command.

XOQ-01307: Cannot generate MdmCubeMap "string" on MdmCube "string". The MdmCubeMap contains no MdmCubeDimensionalityMap for dimension "string".

Cause: The MdmCubeMap was missing an MdmCubeDimensionalityMap for the specified dimension.

Action: Ensure that the MdmCubeMap has an MdmCubeDimensionalityMap for each dimension of the MdmCube.

XOQ-01308: Primary dimension "*string*" on cube "*string*" has multiple dimension levels but no hierarchy.

Cause: A PrimaryDimension had more than one DimensionLevel, but no hierarchies and no MemberListMap.

Action: Add a Hierarchy or MemberListMap to the PrimaryDimension.

XOQ-01400: invalid metadata objects

Cause: One or more Mdm or Mtm metadata objects was invalid. A list of the invalid objects follows this error.

Action: Examine the list of invalid metadata objects and correct the errors reported for each object. For objects created or modified using the OLAP Metadata API, make the necessary changes on the client. For objects created from the OLAP Catalog, either modify the metadata tables or modify the Mdm and Mtm objects using the OLAP Metadata API.

XOQ-01401: validation error

Cause: An error occurred while validating an Mdm or Mtm metadata object, but the cause of the error could not be determined.

Action: Check the metadata object and its dependencies for inconsistencies.

XOQ-01411: attribute mapping not defined for hierarchy "*(string)*"

Cause: An MtmAttributeMap had no mapping for a requested MtmDimensionMap, and it had no default value.

Action: Use the OLAP Metadata API to create an expression that provides the attribute value for the required MtmDimensionMap. Add it to the MtmAttributeMap as a mapping for the given MtmDimensionMap. If the attribute is read from the OLAP Catalog, then correct the attribute mapping in the OLAP Catalog tables.

XOQ-01421: A hierarchy must contain at least one level.

Cause: An MdmHierarchy was defined without any levels.

Action: Add a level to the requested MdmHierarchy using the OLAP Metadata API. If the hierarchy is read from the OLAP Catalog, then add a level to the hierarchy in the catalog table, or remove the hierarchy from the table if it is no longer relevant.

XOQ-01422: Hierarchy does not match hierarchy map: hierarchy map does not contain level map for "*(string)*".

Cause: The levels contained in an MdmHierarchy were inconsistent with the level maps contained in the corresponding MtmHierarchyMap.

Action: Use the OLAP Metadata API to correct the hierarchy or hierarchy map so they are consistent.

XOQ-01423: Hierarchy does not match hierarchy map: hierarchy does not contain level "*(string)*".

Cause: The levels contained in an MdmHierarchy are inconsistent with the level maps contained in the corresponding MtmHierarchyMap.

Action: Use the OLAP Metadata API to correct the hierarchy or hierarchy map so they are consistent.

XOQ-01424: Hierarchy must be declared skip-level, because it contains level expressions that can be null.

Cause: One of the MtmLevelMaps of an MdmHierarchy was defined by a level expression that can be null. Hierarchies containing levels with nullable expressions must be declared skip-level.

Action: Either set the MtmHierarchyMap to be skip-level using the OLAP Metadata API, or declare the expression for the MtmLevelMap as not nullable.

XOQ-01431: Primary dimension must have at least one hierarchy.

Cause: An MdmPrimaryDimension was defined without any hierarchies.

Action: Add a hierarchy to the requested MdmPrimaryDimension using the OLAP Metadata API. If the primary dimension is read from the OLAP Catalog, then add a hierarchy to the primary dimension in the catalog table, or remove the primary dimension from the table if it is no longer relevant.

XOQ-01432: Primary dimension and union hierarchy map are inconsistent: union hierarchy map does not contain hierarchy map for "(string)".

Cause: The hierarchies contained in an MdmPrimaryDimension were inconsistent with the hierarchy maps contained in the corresponding MtmPrimaryDimensionMap.

Action: Use the OLAP Metadata API to correct the MdmPrimaryDimension or MtmPrimaryDimensionMap so they are consistent.

XOQ-01433: Primary dimension and union hierarchy map are inconsistent: primary dimension does not contain hierarchy "(string)".

Cause: The hierarchies contained in an MdmPrimaryDimension were inconsistent with the hierarchy maps contained in the corresponding MtmPrimaryDimensionMap.

Action: Use the OLAP Metadata API to correct the MdmPrimaryDimension or MtmPrimaryDimensionMap so they are consistent.

XOQ-01434: Time dimension must have EndDate and TimeSpan attributes.

Cause: A time dimension did not have an EndDate or a TimeSpan attribute.

Action: Create an EndDate and a TimeSpan attribute using the OLAP Metadata API, and add them to the time dimension using the appropriate functions. If the time dimension already has an EndDate and a TimeSpan attribute, then ensure that they have been added to the time dimension. If the time dimension is read from the OLAP Catalog, then define the EndDate and TimeSpan attributes in the catalog.

XOQ-01441: Measure does not contain cube dimension "(string)".

Cause: An MdmMeasure and its associated MtmPartitionedCube contained different sets of dimensions.

Action: Use the OLAP Metadata API to correct the MdmMeasure or the MtmPartitionedCube so they are consistent. If the measure and cube are read from the OLAP Catalog, then ensure that the dimensions are consistent in the catalog.

XOQ-01442: Measure contains dimension "(string)", which does not exist on the cube.

Cause: An MdmMeasure and its associated MtmPartitionedCube contained different sets of dimensions.

Action: Use the OLAP Metadata API to correct the MdmMeasure or the MtmPartitionedCube so they are consistent. If the measure and cube are read from the OLAP Catalog, then ensure that the dimensions are consistent in the catalog.

XOQ-01443: Measure contains dimension "(string)", which is not a primary dimension.

Cause: An MdmMeasure referred to dimensions that were not primary dimensions.

Action: Use the OLAP Metadata API to change the MdmMeasure to refer to primary dimensions. If the measure is read from the OLAP Catalog, then change the catalog so the MdmMeasure refers only to primary dimensions.

XOQ-01444: Cube is not partitioned.

Cause: An MtmMeasureMap referred to an MtmBaseCube instead of an MtmPartitionedCube.

Action: Use the OLAP Metadata API to change the MtmMeasureMap to refer to an MtmPartitionedCube. If the measure is read from the OLAP Catalog, then change the catalog so the MtmMeasureMap refers to the MtmPartitionedCube.

XOQ-01445: Measure is not a member of its partitioned cube.

Cause: An MtmMeasureMap referred to an MtmPartitionedCube as its owner, but the MtmPartitionedCube does not include the MtmMeasureMap among its measures.

Action: Use the OLAP Metadata API to add the MtmMeasureMap as a member to its MtmPartitionedCube. If the measure is read from the OLAP Catalog, then correct the catalog so the MtmPartitionedCube refers to the MtmMeasureMap.

XOQ-01446: Measure has no mapping for cube "(string)".

Cause: An MtmMeasureMap contained no mapped expressions for the requested MtmBaseCube, and it did not have a default mapped expression.

Action: Use the OLAP Metadata API to create an expression that provides the measure value for the required MtmBaseCube. Add the expression to the MtmMeasureMap as a mapping for the given MtmBaseCube. If the measure is read from the OLAP Catalog, then correct the measure mapping in the OLAP Catalog tables.

XOQ-01461: Partitioned cube has no base cube for hierarchy combination ("(string)").

Cause: A partitioned cube had no base cube for the requested hierarchy combination.

Action: Use the OLAP Metadata API to create a base cube for the required hierarchy combination. If the cube is read from the OLAP Catalog, then add a base cube to the partitioned cube in the OLAP Catalog tables.

XOQ-01462: Partitioned cube does not contain measure "(string)".

Cause: A partitioned cube and one of its base cubes referred to different sets of measure maps.

Action: Use the OLAP Metadata API to add or remove measure maps as necessary to make the partitioned cube consistent with all of its base cubes. If the cube is read from the OLAP Catalog, then correct the cube in the OLAP Catalog tables.

XOQ-01463: Base cube does not contain measure "(string)".

Cause: A partitioned cube and one of its base cubes referred to different sets of measure maps.

Action: Use the OLAP Metadata API to add or remove measure maps as necessary to make the partitioned cube consistent with all of its base cubes. If the cube is read from the OLAP Catalog, then correct the base cube in the OLAP Catalog tables.

XOQ-01464: Partitioned cube does not contain dimension "(string)".

Cause: A partitioned cube and one of its base cubes referred to different sets of dimension maps.

Action: Use the OLAP Metadata API to add or remove dimension maps as necessary to make the partitioned cube consistent with all of its base cubes. If the cube is read from the OLAP Catalog, then correct its dimensions in the OLAP Catalog tables.

XOQ-01465: Base cube does not contain dimension "(string)".

Cause: A partitioned cube and one of its base cubes referred to different sets of dimension maps.

Action: Use the OLAP Metadata API to add or remove dimension maps as necessary to make the partitioned cube consistent with all of its base cubes. If the cube is read from the OLAP Catalog, then correct its dimensions in the OLAP Catalog tables.

XOQ-01466: Base cube does not contain dimension for dimensionality "(string)".

Cause: A base cube's dimensionalities contained a set of dimension maps that was inconsistent with the base cube's set of dimension maps.

Action: Use the OLAP Metadata API to add or remove dimension maps or dimensionalities as necessary to make the sets of dimension maps consistent. If the cube is read from the OLAP Catalog, then correct its dimensionalities in the OLAP Catalog tables.

XOQ-01467: Base cube does not contain dimensionality for dimension "(string)".

Cause: A base cube's dimensionalities contained a set of dimension maps that was inconsistent with the base cube's set of dimension maps.

Action: Use the OLAP Metadata API to add or remove dimension maps or dimensionalities as necessary to make the sets of dimension maps consistent. If the cube is read from the OLAP Catalog, then correct its dimensionalities in the OLAP Catalog tables.

XOQ-01468: Base cube solved status does not match dimensionality "(string)" solved status.

Cause: A base cube was solved, but one of its dimensionalities was unsolved, or the reverse.

Action: Use the OLAP Metadata API to correct the inconsistency. If the cube is read from the OLAP Catalog, then correct its dimensionalities in the OLAP Catalog tables.

XOQ-01481: Dimension "(string)" appears in multiple aggregation steps.

Cause: Every dimension in the cube must appear in one and only one aggregation step.

Action: Use the OLAP Metadata API to remove the extraneous aggregation steps from the cube. If the cube is read from the OLAP Catalog, then correct its aggregation specification in the OLAP Catalog tables.

XOQ-01482: no aggregation step found for dimension "(string)"

Cause: A dimension did not have an aggregation step. Every dimension in the cube must appear in one and only one aggregation step.

Action: Use the OLAP Metadata API to add an appropriate aggregation step to the cube. If the cube is read from the OLAP Catalog, then correct its aggregation specification in the OLAP Catalog tables.

XOQ-01483: Invalid aggregation step for dimension "*string*": Dimension is not part of the cube.

Cause: An aggregation step referred to a dimension that was not a dimension of the cube.

Action: Use the OLAP Metadata API to remove the extraneous aggregation steps from the cube. If the cube is read from the OLAP Catalog, then correct its aggregation specification in the OLAP Catalog tables.

XOQ-01484: Cannot modify "*string*" while in a branch in a way that invalidates its materialized view.

Cause: A change was attempted in a branch to an object that had an associated materialized view. The change would invalidate that materialized view.

Action: Disable the materialized view on the object before creating the branch.

XOQ-01485: Cannot modify "*string*" in the branch, because its analytic workspace is not in the branch.

Cause: A modification was attempted on an object whose analytic workspace had not been added to the branch.

Action: Add the associated analytic workspace to the branch.

XOQ-01486: Consistent solve has two aggregation steps over dimension "*string*".

Cause: A consistent solve had more than one aggregation steps over the dimension.

Action: Modify the consistent solve to remove or replace one of the aggregation steps.

XOQ-01487: Consistent solve has two precompute models over dimension "*string*".

Cause: A consistent solve had more than one precompute model over the dimension.

Action: Modify the consistent solve to remove or replace one of the precompute models.

XOQ-01488: Consistent solve has two dynamic models over dimension "*string*".

Cause: A consistent solve had more than one dynamic model over the dimension.

Action: Modify the consistent solve to remove or replace one of the dynamic models.

XOQ-01489: Consistent solve has a model "*string*" with invalid explicit dimension "*string*".

Cause: An explicit dimension of a model in a consistent solve was not a dimension of the cube and measure.

Action: Modify the consistent solve to remove or replace this model.

XOQ-01490: Consistent solve has a model "*string*" with invalid base dimension "*string*".

Cause: The base dimension of a model in a consistent solve was not a dimension of the cube and measure.

Action: Modify the consistent solve to remove or replace this model.

XOQ-01491: Consistent solve has an invalid aggregation step over dimension "*string*".

Cause: The aggregation step for a consistent solve was not over a dimension of the cube and measure.

Action: Modify the consistent solve to remove or replace this aggregation step.

XOQ-01492: invalid order of steps for consistent solve

Cause: A consistent solve did not list precompute models first, then aggregation steps, and dynamic models last.

Action: Reorder the steps in the consistent solve or remove some of the steps.

XOQ-01493: Invalid specification for dimension "*string*" in precompute condition for cube "*string*"

Cause: The precompute condition contained an invalid specification. When a precompute percent is also specified, the precompute condition can specify only that the last dimensions in the cube's consistent solve specification are not precomputed.

Action: Remove the cube's precompute condition or precompute percent, or rewrite the cube's precompute condition so that it specifies only NONE for dimensions at the end of the cube's consistent solve specification.

XOQ-01494: invalid target dimension or attribute "*string*"

Cause: The attribute and its target dimension or attribute were in different analytic workspaces.

Action: Remove the attribute's target, or specify a target dimension or attribute that is in the same analytic workspace.

XOQ-01495: cannot specify both a target attribute "*string*" and a target dimension "*string*"

Cause: The attribute has both a target dimension and a target attribute.

Action: Remove either the attribute's target dimension or its target attribute.

XOQ-01496: loaded data incompatible with data type "*string*"

Cause: A data type change could not be made because data loaded for the object could not be represented by the data type.

Action: Clear the data prior to making the data type change.

XOQ-01497: Data type "*string*" is not allowed for an indexed attribute.

Cause: An invalid data type was specified for an indexed attribute.

Action: Either change the data type or set CreateIndex to False, set PopulateLineage to False, remove any target attributes or target dimensions from the attribute, and remove the attribute from the list of UniqueKeyAttributes in all dimension levels.

XOQ-01498: Calculation model "*string*" specifies invalid explicit dimension "*string*".

Cause: A dimension calculation model specified the owning dimension as an explicit dimension.

Action: Remove the owning dimension from the calculation model's explicit dimensions.

XOQ-01499: Measure folder "*string*" cannot appear twice in a sequence of nested folders.

Cause: A measure folder was nested under itself as a subfolder.

Action: Remove the nested subfolder.

XOQ-01502: Consistent solve cannot vary the aggregation method of dimension "*string*" during aggregation.

Cause: The OVER clause specified the same dimension as either the AGGREGATE USING DIMENSION clause or the dimension of the attribute in the AGGREGATE USING ATTRIBUTE clause.

Action: Specify different dimensions in the OVER clause and the DIMENSION clause or ensure that the dimension in the OVER clause is not the dimension of the attribute in the ATTRIBUTE clause.

XOQ-01503: Consistent solve cannot vary the aggregation method because "*string*" is not a dimension or dimension attribute of the cube.

Cause: An attempt was made to vary aggregation methods by a dimension or attribute of a dimension not in the cube.

Action: Specify the aggregation methods by measure, dimension or indexed attribute of a dimension that is used in the cube.

XOQ-01504: The hierarchy level "*string*" is mapped to a constant but the level is not the top of the hierarchy.

Cause: A lower hierarchy level was mapped to a constant.

Action: Remap all lower levels to variable expressions.

XOQ-01600: XOQ-01600: OLAP DML error while executing DML "*string*"\n*nstring*

Cause: An OLAP DML expression in an analytic workspace failed.

Action: This is an unexpected error. Examine the rest of the error stack for more details.

XOQ-01601: error while loading data for *string* "*string*" into the analytic workspace

Cause: An error occurred while executing a generated SQL statement and loading the result into the analytic workspace. The error could be caused by bad SQL or bad data.

Action: Examine the rest of the error stack for more details. If build logging is enabled, the SQL will be displayed in the OUTPUT column of the cube build log.

XOQ-01700: Cube "*string*" is not part of an analytic workspace.

Cause: The cube was not built because it was not deployed in an analytic workspace.

Action: Remove the cube from the list of objects in the build process, or deploy the cube in an analytic workspace.

XOQ-01701: Dimension "*string*" is not part of an analytic workspace.

Cause: The dimension was not built because it is not deployed in an analytic workspace.

Action: Remove the dimension from the list of objects in the build process, or deploy the dimension in an analytic workspace.

XOQ-01702: Objects from multiple analytic workspaces cannot be built in a single process.

Cause: A single build process contained objects from more than one analytic workspace.

Action: Change the build process to include objects in only a single analytic workspace.

XOQ-01703: error during parse of build process script: "string", "string"

Cause: The current build process failed because of an error in the build script.

Action: Correct the error in the script.

XOQ-01704: unknown model "string"

Cause: The current build process failed because the model in the build script does not exist.

Action: Change the build script to refer to an actual model.

XOQ-01705: CLEAR command cannot run on a dimension.

Cause: A CLEAR command is in a build specification for a dimension.

Action: Remove the CLEAR command.

XOQ-01706: An unexpected condition occurred during the build: "string".

Cause: An internal error occurred during the build.

Action: Report this error to Oracle Support Services.

XOQ-01707: Oracle job "string" failed while executing slave build "string" with error "string".

Cause: A build job spawned by the current process failed.

Action: Examine the trace file for the slave build to determine the cause of the failure.

XOQ-01708: SOLVE command cannot run on a dimension.

Cause: A SOLVE command was in a build specification for a dimension.

Action: Remove the SOLVE command.

XOQ-01709: string command cannot run on a cube.

Cause: An invalid build command was in a build specification for a cube.

Action: Remove the invalid build command.

XOQ-01710: unknown build item "string"

Cause: A build item was not a cube or a dimension.

Action: Check the list of build items to ensure that they are all valid.

XOQ-01711: Aggregation path for hierarchies on dimension "string" is inconsistent.

Cause: The definition of parents was ambiguous among hierarchies, or a loop was defined within a hierarchy.

Action: Fix the mappings or delete the hierarchies.

XOQ-01712: "string" failed validation as a level hierarchy.

Cause: A member of the hierarchy had one of these problems: 1) The member's level was not part of the hierarchy. 2) The member's parent was at the same or a lower level of the hierarchy.

Action: Redefine the hierarchy as a value hierarchy or fix the level mappings.

XOQ-01713: "string" failed validation as a non-skip-level hierarchy.

Cause: A member of the hierarchy had one of these problems: 1) The member had no parent but was not in the top level of the hierarchy. 2) The member's parent was two or more levels above in the hierarchy.

Action: Mark the hierarchy as a skip-level hierarchy or fix the level mappings.

XOQ-01714: "string" failed validation as a non-ragged hierarchy.

Cause: A member of the hierarchy had no children but was not in the lowest level of the hierarchy.

Action: Mark the hierarchy as a ragged hierarchy or fix the level mappings.

XOQ-01715: Hierarchy "string" has no members for some levels.

Cause: No members existed for some levels defining this hierarchy.

Action: Fix the mappings or the hierarchy definition.

XOQ-01716: Definition of a hierarchy "string" does not allow raggedness.

Cause: Leaf members of a hierarchy were on different levels.

Action: Fix the mappings or the hierarchy definition.

XOQ-01717: illegal parent for calculated member "string"

Cause: The parent for this member was not a member of a dimension or hierarchy.

Action: Fix the calculated member parent data.

XOQ-01718: A calculated member "string" and its parent have inconsistent level definitions.

Cause: Levels of a calculated member and its parent are inconsistent with the current hierarchy.

Action: Fix level data for a calculated member or its parent.

XOQ-01719: incorrect level for a calculated member "string"

Cause: The level of a calculated member was invalid, or it was not in this hierarchy level.

Action: Fix the level data for the calculated member.

XOQ-01720: Calculated members in hierarchy "%(1)" cannot be organized.

Cause: A loop existed among calculated members.

Action: Fix the parent data for calculated members to remove the loop.

XOQ-01721: ValueHierarchy "string" does not have unique keys.

Cause: AddUniqueKeyPrefix was set to True on an AWPrimaryDimensionOrganization, and a load was attempted on a ValueHierarchy.

Action: Do one of the following: 1) Perform the load on DimensionLevels. 2) If the keys are in fact unique, then set AddUniqueKeyPrefix on the AWPrimaryDimensionOrganization to False.

XOQ-01722: Cube "string" mapping to "string" is invalid. Cubes must map to DimensionLevels for PrimaryDimensions whose keys are not unique.

Cause: AddUniqueKeyPrefix was set to True on an AWPrimaryDimensionOrganization, and a cube was not mapped to a DimensionLevel.

Action: Either map the cube to a DimensionLevel or, if the keys are in fact unique, set AddUniqueKeyPrefix on the AWPrimaryDimensionOrganization to False.

XOQ-01723: CLEAR AGGREGATES command cannot run within a FOR...BUILD group.

Cause: A CLEAR AGGREGATES command was found within a FOR...BUILD group as part of a build.

Action: Change the command to CLEAR VALUES or remove it from the FOR...BUILD group.

XOQ-01724: invalid USING clause

Cause: An invalid USING clause was specified on a cube or cube dimension with an associated materialized view.

Action: Specify a valid USING clause or omit the USING clause.

XOQ-01725: unknown named build specification "*string*"

Cause: A USING clause specified an unknown named build specification."

Action: Ensure that the name in the USING clause is correct.

XOQ-01726: The partition dimension "*string*" in cube "*string*" is missing an ET view.

Cause: The partition dimension was missing an embedded totals view. This may have been caused by using EIF import to create the analytic workspace."

Action: Ensure that the partition dimension has an ET view.

XOQ-01727: Specified refresh method "*string*" is invalid.

Cause: An invalid refresh method was specified for a build.

Action: Specify a valid refresh method.

XOQ-01728: Atomic refresh is not supported.

Cause: Multiple objects were specified in the build script, or the add_dimensions flag was set to true. Atomic refresh is not supported for builds involving two or more cube materialized views.

Action: Specify the atomic parameter as false, or build the objects individually.

XOQ-01729: Explicit SCN build is not allowed.

Cause: A build involving cube materialized views specified AS OF SCN for a build.

Action: Remove explicit SCN from the build script.

XOQ-01730: Refresh method "*string*" requires a suitable materialized view.

Cause: The cube was not associated with a FAST or REWRITE materialized view, as required by the specified refresh method.

Action: Change the refresh method or the type of materialized view associated with the cube.

XOQ-01731: Atomic build is not supported in a branch.

Cause: An atomic build was requested while there was an active branch in the session.

Action: Either run the build without the atomic setting or close the branch.

XOQ-01732: Object "*string*" cannot build in a branch because it has a materialized view.

Cause: A build was attempted in a branch on an object that has an associated materialized view.

Action: Turn off the materialized view on the object before creation of a branch.

XOQ-01733: Invalid cube map "*string*" is specified in a LOAD command.

Cause: A FROM clause was specified in a LOAD command that does not correspond to any cube map in the build cube.

Action: Remove the FROM clause or specify a valid cube map.

XOQ-01734: Time dimension "*string*" is specified in a COMPILE command, but attribute "*string*" on level "*string*" has no mapping.

Cause: One of the following attributes was specified but not mapped: END_DATE, START_DATE, or TIMESPAN.

Action: Define a mapping for the unmapped attribute.

XOQ-01735: Cube cannot be refreshed because dimension "*string*" is stale.

Cause: An attempt was made to refresh a cube with a materialized view when one of the cube's dimensions has a stale materialized view.

Action: Refresh the dimension's materialized view before refreshing the cube.

XOQ-01736: Cube "*string*" cannot be aggregated because it is compressed.

Cause: An attempt was made to run a nonconsistent solve aggregation on a compressed cube. This is not supported.

Action: Redefine the cube to be noncompressed or do not attempt to run the aggregation.

XOQ-01737: FAST_SOLVE cannot be used to build cube "*string*". Build must use COMPLETE.

Cause: An attempt was made to use FAST_SOLVE build on a cube that must use a COMPLETE build (for example, an initial build).

Action: Use a FORCE or a COMPLETE build on the cube.

XOQ-01738: Level of dimension member "*string*" cannot change from "*string*" to "*string*" within a single load.

Cause: A dimension member was mapped to more than one level.

Action: Change the mapping so each dimension member is mapped to only one level.

XOQ-01739: Unknown or invalid measure "*string*" is specified in an assignment.

Cause: The target of an assignment was specified as a measure that was not part of the cube being built.

Action: Specify a valid measure of the cube as the assignment target.

XOQ-01740: Unknown or invalid dimension "*string*" is specified in an assignment.

Cause: The target of an assignment was qualified by a dimension that was not part of the cube or attribute being built.

Action: Specify a valid dimension of the cube or attribute.

XOQ-01741: unsupported assignment qualification for dimension "*string*"

Cause: The target of an assignment was qualified by something other than a literal text value.

Action: Specify a literal text value for the qualified dimension member.

XOQ-01742: NO COMMIT option cannot be specified on build "*string*".

Cause: The NO COMMIT option was specified on a build that includes cubes backed by materialized views or that has non zero parallelism.

Action: Do not specify the NO COMMIT option for this build.

XOQ-01743: Cannot apply automatic order because circular dependency exists between build objects "string" and "string".

Cause: The build objects contained two or more metadata objects that depend on each other.

Action: Either do not specify automatic order, or remove one of the properties that cause the circular dependency.

XOQ-01744: The LOAD PRUNE command cannot be used with cube "string".

Cause: A build specification contained a LOAD PRUNE command for a cube that did not support the PRUNE option. To be compatible with the LOAD PRUNE command, a cube must have exactly one CubeMap; the CubeMap must contain a CubeDimensionalityMap for the partition dimension; the CubeDimensionalityMap for the partition dimension must specify a MappedDimension; and the MappedDimension object must contain a DimensionMap.

Action: Remove the PRUNE option from the LOAD command.

XOQ-01745: Unknown or invalid hierarchy "string" is specified in a maintain dimension command.

Cause: The hierarchy specified in a maintain dimension command was not part of the dimension being built.

Action: Specify a valid hierarchy of the dimension in the maintain dimension command.

XOQ-01746: Unknown or invalid level "string" is specified in a maintain dimension command.

Cause: The level specified in a maintain dimension command was not part of the dimension being built.

Action: Specify a valid level of the dimension in the maintain dimension command.

XOQ-01747: Dimension member "string" is not a valid member of dimension "string".

Cause: The member specified in the maintain dimension command was not a valid member of the dimension.

Action: Specify a valid member in the maintain dimension command.

XOQ-01748: Dimension member "string" is already a member of dimension "string".

Cause: The member specified in the dimension insert command was already a member of the dimension.

Action: Change the dimension insert command to a dimension merge command.

XOQ-01749: Dimension member "string" is not a member of dimension "string".

Cause: The member specified in the dimension update or dimension delete command was not a member of the dimension.

Action: Specify an existing member of the dimension in the dimension update or dimension delete command.

XOQ-01750: Dimension member "string" is already a member of hierarchy "string".

Cause: The member specified in the dimension insert command was already a member of the hierarchy.

Action: Change the dimension insert command to a dimension merge command.

XOQ-01751: Dimension member "*string*" is not a member of hierarchy "*string*".

Cause: The member specified in the dimension update or dimension delete command was not a member of the hierarchy.

Action: Specify an existing member of the hierarchy in the dimension update or dimension delete command.

XOQ-01752: Member "*string*" appears both in level "*string*" and in level "*string*" of dimension "*string*".

Cause: A modification to a dimension member was attempted that would cause the member to belong to two different levels.

Action: Change the maintain dimension command to modify the level of all hierarchies to which the dimension member belongs.

XOQ-01753: Unknown or invalid attribute "*string*" is specified in an assignment.

Cause: The target of an assignment was specified as an attribute that was not part of the dimension being built.

Action: Specify a valid attribute of the dimension as the assignment target.

XOQ-01754: SOLVE command cannot run on a subset of cube measures when sparse type is COMPRESSED and measure storage is INDEPENDENT.

Cause: The build specification contains a partial list of cube measures with COMPRESSED cube sparsity and INDEPENDENT measure storage.

Action: Correct the build specification in one of these ways: Remove the SOLVE command, list all measures of the cube, or build the entire cube.

XOQ-01755: Dimension member "*string*" requires a prefix to be created in dimension "*string*".

Cause: The AddUniqueKeyPrefix option was turned on, but the member name did not have a valid prefix.

Action: Turn off AddUniqueKeyPrefix or specify the member name with a valid prefix: the level name if the member is added to a level, or an underscore if it is not.

XOQ-01756: Member "*string*" appears inconsistently in level "*string*" across hierarchies of dimension "*string*".

Cause: A modification to a dimension member was attempted that would cause the member to belong to multiple hierarchies at different levels.

Action: Change the maintain dimension command to modify the level of all hierarchies to which the dimension member belongs.

XOQ-01757: Dimension "*string*" does not belong to build cube "*string*".

Cause: The specified dimension in the build script did not belong to the build cube.

Action: Specify dimensions that belong to the build cube.

XOQ-01758: Measure "*string*" does not belong to build cube "*string*".

Cause: The specified measure in the build script did not belong to the build cube.

Action: Specify measures that belong to the build cube.

XOQ-01759: The build specification includes an invalid ORDER BY clause.

Cause: The specified ORDER BY clause did not contain a single attribute of the partition dimension.

Action: Remove or correct the ORDER BY clause.

XOQ-01799: unspecified error

Cause: A mismatch existed between the C++ and the OLAP DML versions of the code.

Action: Verify the installation of the product.

XOQ-01800: ALTER privilege is required on object "string" in schema "string".

Cause: An attempt was made to modify a metadata object without having the ALTER privilege on that object.

Action: Request the ALTER privilege on the object from the DBA.

XOQ-01801: CREATE privilege is required for object "string" in schema "string".

Cause: An attempt was made to create a new metadata object without the necessary privileges.

Action: Request the CREATE ANY privilege to create the object in any schema or the CREATE privilege to create it only in your own schema.

XOQ-01802: DROP privilege is required for object "string" in schema "string".

Cause: An attempt was made to delete a metadata object without the DROP privilege on that object.

Action: Request the DROP privilege on the object from the DBA.

XOQ-01803: SELECT privilege is required for object "string" in schema "string".

Cause: An attempt was made to read a metadata object without the SELECT privilege on that object.

Action: Request the SELECT privilege on the object from the DBA.

XOQ-01900: The dimension level has invalid or no unique key attributes.

Cause: The dimension level had an associated materialized view, but it had no unique key attributes.

Action: Create at least one unique key attribute.

XOQ-01901: No measures or dimensionalities are in the cube.

Cause: Measures and dimensionalities were not added to the cube.

Action: Add at least one measure or dimensionality to the cube.

XOQ-01902: No analytic workspace is specified in the analytic workspace primary dimension organization.

Cause: An analytic workspace was not added to the analytic workspace primary dimension organization.

Action: Add an analytic workspace to the analytic workspace primary dimension organization.

XOQ-01903: The unique key attribute has no corresponding base attribute.

Cause: A dimension level whose primary dimension had an associated materialized view contained a unique key attribute that did not have an associated base attribute.

Action: Create a base attribute that corresponds to the unique key attribute.

XOQ-01904: The dimension level has no base attributes.

Cause: A dimension level whose primary dimension had an associated materialized view did not have base attributes.

Action: Create base attributes that correspond to the unique key attributes of the dimension level.

XOQ-01905: GenerateRefreshMV is not specified in AWCubeOrganization.

Cause: The AWCubeOrganization was not marked for a refresh materialized view, but it was marked for rewrite materialized view.

Action: Set GenerateRefreshMV on the AWCubeOrganization if it has been marked for GenerateRewriteMV.

XOQ-01906: The analytic workspace referenced by the AWCubeOrganization does not match that of analytic workspace primary dimension organization "string".

Cause: The analytic workspace referred to by the AWCubeOrganization did not match that of its corresponding analytic workspace primary dimension organization.

Action: Set the analytic workspace of the AWCubeOrganization to match that of its corresponding analytic workspace primary dimension organization.

XOQ-01907: The AWCubeOrganization is marked for GenerateRefreshMV, but analytic workspace primary dimension organization "string" is not.

Cause: The AWCubeOrganization was marked for GenerateRefreshMV.

Action: If the AWCubeOrganization is marked for GenerateRefreshMV, then mark the analytic workspace primary dimension organization also.

XOQ-01908: The cube has no dimensionalities.

Cause: The AWCubeOrganization was marked for GenerateRefreshMV, but there were no dimensionalities.

Action: Add dimensionalities to the cube and mark the analytic workspace primary dimension organization for GenerateRefreshMV.

XOQ-01909: The hierarchy level has an invalid or no associated dimension level.

Cause: Either a dimension level was not created on the primary dimension, or the primary dimension on the dimension level was not the same as the primary dimension on the hierarchy.

Action: Assure that the hierarchy level is associated with exactly one dimension level in the same primary dimension.

XOQ-01910: The level hierarchy has no hierarchy levels.

Cause: Hierarchy levels were not created on the level hierarchy.

Action: Create at least one level for the hierarchy.

XOQ-01911: The specified default hierarchy does not exist.

Cause: A default hierarchy was specified, but it was not created.

Action: Create a hierarchy on the primary dimension, then set it as the default hierarchy.

XOQ-01912: The cube has no organization.

Cause: Neither an AWCubeOrganization nor a ROLAP cube organization existed on the cube.

Action: Create either an AWCubeOrganization or ROLAP cube organization on the cube.

XOQ-01913: The base measure has an invalid or no data type specified.

Cause: A SQL data type on the base measure was either not specified or invalid.

Action: Create a valid SQL data type on the base measure.

XOQ-01914: The primary dimension has no organization.

Cause: Neither an analytic workspace primary dimension organization nor a ROLAP primary dimension organization existed on the primary dimension.

Action: Create either an analytic workspace primary dimension organization or ROLAP primary dimension organization on the primary dimension.

XOQ-01915: The hierarchy level has no hierarchy level map.

Cause: A hierarchy level map did not exist on the hierarchy level.

Action: Create a hierarchy level map for the hierarchy levels of dimensions with associated materialized views.

XOQ-01916: The AWCubeOrganization has no analytic workspace.

Cause: An analytic workspace was not specified for the AWCubeOrganization.

Action: Create an analytic workspace for AWCubeOrganization in which the cube will be deployed.

XOQ-01917: The base attribute has an invalid or no data type specified.

Cause: A SQL data type on the base attribute was either not specified or invalid.

Action: Create a valid SQL data type on the base attribute.

XOQ-01918: The sparse type must be COMPRESSED when the AWCubeOrganization is marked for GenerateRefreshMV.

Cause: When the AWCubeOrganization was marked for GenerateRefreshMV, the sparse type was not COMPRESSED.

Action: Set the sparse type to COMPRESSED on the AWCubeOrganization.

XOQ-01919: The sparse dimensions of the AWCubeOrganization must contain all dimensions or none.

Cause: The sparse dimensions did not contain either all dimensions or none, although the AWCubeOrganization was marked for GenerateRefreshMV.

Action: Set sparse dimensions on the AWCubeOrganization to include all the dimensions or none.

XOQ-01920: Sparse dimensions of the AWCubeOrganization must be specified with a subset of the cube dimensionalities.

Cause: The sparse dimensions did not specify a subset of the cube dimensionalities, although the AWCubeOrganization was not marked for GenerateRefreshMV.

Action: Set sparse dimensions on the AWCubeOrganization to include a subset of the cube dimensionalities.

XOQ-01921: The dimensionality does not reference a primary dimension.

Cause: A primary dimension was not specified on the dimensionality.

Action: Set the primary dimension on the dimensionality.

XOQ-01922: The dimension referenced in dimensionality "string" is specified more than once in this cube.

Cause: Duplicate dimensions were specified in the dimensionality of the cube.

Action: Remove duplicate dimensionality specifications.

XOQ-01923: Assignment "*string*" has no member expression and does not correspond to a custom member.

Cause: An expression or a custom member was missing in the assignment.

Action: Specify an expression for the assignment, or check that its name corresponds to a known custom member.

XOQ-01924: Custom member "*string*" has no member expression.

Cause: An expression was missing in the custom member.

Action: Specify an expression for the custom member.

XOQ-01925: PrecomputePercent cannot be used with this cube.

Cause: PrecomputePercent can be used only with a compressed cube.

Action: Remove the PrecomputePercent property from this cube.

XOQ-01926: PrecomputePercentTop cannot be used with this cube.

Cause: PrecomputePercentTop can be used only with a compressed partitioned cube.

Action: Remove the PrecomputePercentTop property from this cube.

XOQ-01927: invalid PrecomputePercent value

Cause: PrecomputePercent value was not in the valid range. A PrecomputePercent value must be between 0 and 100, and if the cube has a secondary partition level then the PrecomputePercent value cannot be 0.

Action: Change the PrecomputePercent value.

XOQ-01928: invalid PrecomputePercentTop value

Cause: PrecomputePercentTop value was not in the valid range between 0 and 100.

Action: Change the PrecomputePercentTop value.

XOQ-01929: incompatible values for PrecomputePercent and PrecomputePercentTop

Cause: A PrecomputePercentTop value can be greater than 0 only when the PrecomputePercent value is greater than 0.

Action: Change the PrecomputePercent value or the PrecomputePercentTop value.

XOQ-01930: The cube dimensionality map has no mapped dimension.

Cause: A mapped dimension was not specified for the cube dimensionality map.

Action: Specify a mapped dimension on the cube dimensionality map. The mapped dimension must be the dimension or hierarchy level that corresponds to the mapped data.

XOQ-01931: MeasureStorage is incompatible with MVoption.

Cause: MeasureStorage was defined as SHARED.

Action: Specify MeasureStorage as INDEPENDENT.

XOQ-01932: NullStorage is incompatible with MVoption.

Cause: NullStorage was defined as GENERIC.

Action: Specify NullStorage as MV_READY.

XOQ-01933: invalid list of sparse dimensions

Cause: List of sparse dimensions was not contiguous among all cube dimensions.

Action: Change the order of the cube dimensions.

XOQ-01934: Sparse dimensions are not last.

Cause: Sparse dimensions were not last in the list cube dimensions, as required for compressed cubes.

Action: Change the order of the cube dimensions.

XOQ-01935: invalid definition of SPARSE_GLOBAL cube

Cause: SPARSE_GLOBAL cube must have at least two dimensions, at least one sparse dimension, and partitions.

Action: Change the definition of the cube.

XOQ-01936: invalid partition dimension for SPARSE_GLOBAL cube

Cause: SPARSE_GLOBAL cube cannot have a sparse partition dimension.

Action: Change the definition of the cube.

XOQ-01937: incompatible HierarchyConsistencyRule and MVOption

Cause: HierarchyConsistencyRule must be set to STAR_CONSISTENT for this MVOption.

Action: Change the HierarchyConsistencyRule.

XOQ-01938: PrecomputeCondition cannot be used with this cube.

Cause: PrecomputeCondition was used with a compressed cube, but it requires an uncompressed cube.

Action: Remove PrecomputeCondition property from this cube.

XOQ-01939: MappedDimension "string" specified for a CubeDimensionalityMap is not mapped.

Cause: The MappedDimension property of a CubeDimensionalityMap pointed to a dimension that was not mapped.

Action: Change the MappedDimension property to reference a dimension that is mapped, or add a map to the current MappedDimension. For example, if MappedDimension points to a DimensionLevel, then the DimensionLevel must contain a MemberListMap.

XOQ-01940: BaseAttribute "string" is specified on a DimensionLevel as both a UniqueKeyAttribute and a VisibleAttribute.

Cause: A BaseAttribute on a DimensionLevel can be specified as either a UniqueKeyAttribute or a VisibleAttribute, but not both.

Action: Remove either the Visible or the UniqueKey setting for the attribute.

XOQ-01941: The HierarchyLevelMap for HierarchyLevel "string" must contain a KeyExpression and a Query.

Cause: HierarchyLevelMap missing a KeyExpression, Query, or both.

Action: Specify a KeyExpression and Query for the HierarchyLevelMap.

XOQ-01942: A BaseAttribute cannot be removed while it is a UniqueKeyAttribute on DimensionLevel "string".

Cause: The BaseAttribute is a UniqueKeyAttribute of a DimensionLevel.

Action: Remove the attribute as a UniqueKeyAttribute.

XOQ-01943: An AttributeMap refers to a nonexistent attribute.

Cause: An AttributeMap referred to a nonexistent attribute.

Action: Ensure all AttributeMaps point to an existing attribute.

XOQ-01944: BaseAttribute "string" already exists on this dimension object.

Cause: A BaseAttribute was added to a dimension object more than once.

Action: Do not add the same BaseAttribute to a dimension object.

XOQ-01945: The cube dimensionality map has no join condition.

Cause: A join condition was not specified for the CubeDimensionalityMap.

Action: Specify a join condition on the cube dimensionality map.

XOQ-01946: BaseAttribute "string" is mapped by more than one attribute map.

Cause: A BaseAttribute was mapped more than once.

Action: Do not map the same BaseAttribute more than once.

XOQ-01947: Measure "string" is mapped by more than one MeasureMap.

Cause: A measure was mapped more than once.

Action: Do not map the same measure more than once.

XOQ-01948: CubeDimensionality "string" is mapped by more than one CubeDimensionalityMap.

Cause: A cube dimensionality was mapped more than once.

Action: Do not map the same cube dimensionality more than once.

XOQ-01949: The AWCubeOrganization for cube "string" is marked as DENSE but contains SPARSE dimensions.

Cause: The AWCubeOrganization was marked as DENSE but contained SPARSE dimensions.

Action: Either mark the cube as SPARSE, or remove the SPARSE dimensions.

XOQ-01950: The AWCubeOrganization for cube "string" contains multiple BuildSpecifications with the same name.

Cause: The AWCubeOrganization contains multiple BuildSpecifications with the same name.

Action: Ensure all BuildSpecifications on an AWCubeOrganization are named uniquely.

XOQ-01951: A time dimension requires at least two of the following attributes: END_DATE, START_DATE and TIMESPAN.

Cause: A time dimension was created without the required attributes.

Action: Add the required attributes and mark them as the appropriate type.

XOQ-01952: The CubeMap for cube "string" must contain either a query or a From clause.

Cause: The CubeMap did not have a query or From clause.

Action: Specify a query or From clause for the CubeMap.

XOQ-01953: cannot commit changes to CWM or AXML metadata

Cause: The transaction contained changes to metadata objects stored in CWM or AXML format.

Action: Use the DBMS_CUBE.UPGRADE function to upgrade the metadata objects to a format that supports changes.

XOQ-01954: Object cannot be renamed to "string" because that name is already being used by an existing object.

Cause: The transaction attempted to change an object name to a name that was already taken.

Action: Change the object name to a different name and commit the transaction again.

XOQ-01955: Cannot rename object to "string" because that name is invalid.

Cause: The transaction attempted to change an object name to a name that was either too long or contained invalid characters.

Action: Change the object name to a different name, and commit the transaction again.

XOQ-01956: The object cannot be renamed.

Cause: The transaction attempted to change the name of a database object such as a table or a column. This object cannot be renamed through the OLAP API client. It must be renamed with a DDL statement such as RENAME or ALTER TABLE.

Action: Restore the object name to its previous value or rollback the transaction containing the rename. Then use an appropriate DDL statement to rename the object.

XOQ-01957: A cube cannot have both rewrite materialized views and either a ragged or a skip-level hierarchy. The hierarchy is "string".

Cause: The cube had rewrite materialized views and either a ragged or a skip-level hierarchy.

Action: Either mark the cube to exclude rewrite materialized views, or adjust the hierarchy so it is neither ragged nor skip-level.

XOQ-01958: The derived measure has an invalid data type or no data type.

Cause: Either a valid SQL data type was not specified on the derived measure, or the data type could not be derived from the expression.

Action: Create a valid SQL data type on the derived measure.

XOQ-01959: The derived measure has a missing or invalid expression.

Cause: An expression on the derived measure was either not specified or invalid.

Action: Create a valid expression on the derived measure.

XOQ-01960: Circular dependency exists between *string* "string" and *string* "string".

Cause: The OLAP API transaction contained two or more metadata objects that depend on each other.

Action: Remove either one or both of the properties that cause the circular dependency.

XOQ-01961: Object *string* "string" cannot be dropped while it is still a dependency of *string* "string".

Cause: An attempt was made to drop a metadata object that was referenced by another metadata object.

Action: Remove the reference to the metadata object being dropped.

XOQ-01962: Object "string" has an invalid name.

Cause: An attempt was made to create an object with a name that was too long or contained invalid characters.

Action: Use a valid name and commit the transaction again.

XOQ-01963: MappedDimension "string" does not match CubeDimensionality "string" specified for a CubeDimensionalityMap.

Cause: The MappedDimension property of a CubeDimensionalityMap did not point to a dimension or subdimension that had the same dimensionality as the CubeDimensionalityMap.

Action: Change the MappedDimension property to reference a dimension with the same dimensionality as the CubeDimensionalityMap.

XOQ-01964: Cannot drop MappedDimension "string" of the CubeDimensionalityMap.

Cause: An attempt was made to drop a dimension that is a MappedDimension of a CubeDimensionalityMap.

Action: Remove the reference to the dimension being dropped from the CubeDimensionalityMap.

XOQ-01965: Missing Cube Dimensionality Map for Cube Dimensionality "string".

Cause: A CubeDimensionalityMap was not found for a CubeDimensionality.

Action: Add a CubeDimensionalityMap for the CubeDimensionality.

XOQ-01966: Cannot drop PartitionLevel "string" of AWCubeOrganization.

Cause: An attempt was made to drop a dimension that is a PartitionLevel of an AWCubeOrganization Map.

Action: Remove the reference to the dimension being dropped from the AWCubeOrganization.

XOQ-01967: Attribute "string" is invalid.

Cause: An attempt was made to commit a dimension with an invalid attribute.

Action: Correct the attribute or delete it from the dimension.

XOQ-01968: UniqueKey attribute "string" has an invalid multilingual flag set.

Cause: The attribute had the multilingual flag set. An attribute cannot have this flag set and be a unique key.

Action: Remove this flag on the attribute or do not make the attribute a unique key.

XOQ-01969: Attribute cannot be both multilingual and indexed.

Cause: An indexed attribute had the multilingual flag set.

Action: Unset the createIndex flag on the analytic workspace attribute organization or unset the populate lineage flag on the attribute.

XOQ-01970: Attribute "string" has no attribute map.

Cause: The attribute had no corresponding attribute map on the hierarchy level.

Action: Create an attribute map on the attribute.

XOQ-01971: A dependency cannot be added on the organizationalSchema to the cube because measure "string" is invalid.

Cause: An attempt was made to commit an organizationalSchema that contained an invalid measure.

Action: Correct the measure.

XOQ-01972: A dependency cannot be added on the organizationalSchema to the cube because the cube has been deleted.

Cause: An attempt was made to commit an organizationalSchema that contained a deleted cube.

Action: Remove the cube reference from the organizationalSchema.

XOQ-01973: UniqueKey attribute "string" on the dimension level is invalid.

Cause: The uniqueKey attribute was invalid.

Action: Correct the uniqueKey attribute or delete it from the dimension level.

XOQ-01974: Attribute map "string" is invalid.

Cause: An attribute on the attribute map was invalid.

Action: Correct the attribute or delete it from the dimension.

XOQ-01975: The DimensionMap for Dimension "string" must contain either a query or a From clause

Cause: The DimensionMap did not have a query or From clause.

Action: Specify a query or From clause for the DimensionMap.

XOQ-01976: No key expression is defined on this dimension map owned by "string".

Cause: A key expression was not defined on the dimension map.

Action: Define a key expression on the dimension map.

XOQ-01977: Measure "string" does not exist in cube "string".

Cause: The measure associated with the measure map did not exist in the cube.

Action: Correct the measure map or add the measure to the cube.

XOQ-01978: The number of dimensionalities on cube "string" does not match the number of cube dimensionality maps on the cube map.

Cause: The number of cube dimensionalities did not equal the number of cube dimensionality maps on the cube map.

Action: Correct the cube dimensionality mappings.

XOQ-01979: Measure map "string" refers to an invalid measure, "string".

Cause: The measure was invalid.

Action: Correct the measure or delete it from the cube.

XOQ-01980: Dimension "string" is created before the attribute cube GID relation is added.

Cause: The dimension was created before the attribute cube GID relation was added.

Action: Add the attribute cube GID relation.

XOQ-01981: A generic metadata validation error has occurred.

Cause: An attempt was made to commit with invalid metadata.

Action: Correct the metadata.

XOQ-01982: A generic metadata validation error occurred against "string".

Cause: An attempt was made to commit with invalid metadata.

Action: Correct the metadata.

XOQ-01983: The dimension "string" is referenced more than once in the precompute list of the AWCubeOrganization.

Cause: Duplicate dimensions were specified in the precompute list of the AWCubeOrganization.

Action: Remove duplicate dimensions from the precompute list.

XOQ-01984: The dimension "string" referenced in the precompute list of the AWCubeOrganization is not part of cube "string".

Cause: A dimension specified in the precompute list of the AWCubeOrganization is not part of the cube.

Action: Remove the dimension from the precompute list.

XOQ-01985: The ET attribute prefix of "string" specified for dimension "string" of cube "string" is invalid.

Cause: The ET attribute prefix was invalid. The ET attribute prefix: 1) Must be fewer than six characters 2) Cannot be a substring of any MdmDimensionality or MdmMeasure column names.

Action: Correct the ET attribute prefix, or omit the prefix to use the default value.

XOQ-01986: The LevelHierarchy "string" contains more than one HierarchyLevel for DimensionLevel "string".

Cause: If HierarchyConsistencyRule is CONSISTENT or STAR_CONSISTENT, then a DimensionLevel within a LevelHierarchy can have only one HierarchyLevel.

Action: Correct the HierarchyLevels in the LevelHierarchy.

XOQ-01987: A subset of the following HierarchyLevels is ordered inconsistently in PrimaryDimension "string": "string".

Cause: If HierarchyConsistencyRule is CONSISTENT or STAR_CONSISTENT, then HierarchyLevels cannot form loops between LevelHierarchies.

Action: Eliminate the loop.

XOQ-01988: name conflict between string "string" and string "string"

Cause: Two metadata objects with the same parent had the same name. This duplication was allowed in Oracle Database 10 Release 2 (10.2) and earlier, but it is not valid for metadata objects in Oracle Database 11 Release 1 (11.1) and later.

Action: Run DBMS_CUBE.INITIALIZE_CUBE_UPGRADE which will populate a table (default name CUBE_UPGRADE_INFO) with new names to resolve the conflicts.

XOQ-01989: Level "string" is not uniquely mapped.

Cause: More than one level was mapped to the same expression. If a dimension has materialized views, it cannot have more than one level mapped to the same expression.

Action: Uniquely map all levels or create the dimension without materialized views.

XOQ-01990: Cube "string" cannot override the aggregation maps for this measure.

Cause: The consistent solve specification was invalid on the measure.

Action: Modify the cube so it is uncompressed with independent measure storage.

XOQ-01991: The data type of this measure in cube "string" or its mapped expression is incompatible with materialized views.

Cause: The data type of a numeric measure in a cube with a materialized view had restricted scale or precision.

Action: Change the data type to NUMBER without any qualifications.

XOQ-01992: The OLAP DML data type cube storage qualifications "string" in cube "string" are incompatible with materialized views.

Cause: The cube storage data type of the AWCubeOrganization with a materialized view had restricted scale or precision.

Action: Remove precision and scale restrictions on the NUMBER data type from the cube storage.

XOQ-01993: The data type of base attribute "string" or its mapped expression is incompatible with materialized views.

Cause: The data type of the attribute or its mapped expression is not supported by materialized views.

Action: Change the data type of the attribute or its mapped expression.

XOQ-01994: Primary dimension "string" and the cube have incompatible organizations.

Cause: The organizations of the primary dimension and of the cube were incompatible. If a cube has an AWCubeOrganization, then all of its primary dimensions must have analytic workspace primary dimension organizations.

Action: Create an analytic workspace primary dimension organization on the primary dimension.

XOQ-01995: Object "string" does not exist.

Cause: A cube or dimension was defined in terms of an object that does not exist.

Action: Create the missing object or redefine the cube or dimension.

XOQ-01996: The object cannot be renamed.

Cause: An attempt was made to rename an object without the necessary permissions to alter all of the dependent objects.

Action: Do not attempt to rename the object.

XOQ-01997: A partition level of the cube is invalid.

Cause: The hierarchy level specified as a partition level of the cube was invalid.

Action: Remove the partition level from the cube or specify a valid hierarchy level.

XOQ-01998: cannot partition a cube by two different dimensions: "string" and "string"

Cause: The cube was defined with partitioning by levels from different dimensions.

Action: Ensure that all partition levels for the cube belong to the same dimension.

XOQ-01999: More than one ORDER BY element is specified in the CUSTOMORDER clause.

Cause: The CUSTOMORDER contained more than one ORDER BY element.

Action: Specify only one ORDER BY element in the CUSTOMORDER clause.

XOQ-02000: PrimaryDimension "string" is not a valid TimeDimension for the time series expression.

Cause: PrimaryDimension was not a TimeDimension.

Action: Specify a TimeDimension for the time series expression.

XOQ-02001: table "string" not found

Cause: A table used to map a cube or dimension does not exist. It may have been deleted after the original mapping.

Action: Create the table or remap to a different table.

XOQ-02002: Table "string" does not contain column "string".

Cause: A column used to map a cube or dimension does not exist. It may have been deleted after the original mapping.

Action: Create the column or remap to a different column.

XOQ-02003: Expression "string" is only valid within a model.

Cause: The expression can only be specified as the right hand side of a model assignment.

Action: Redefine the expression to remove all model-specific features.

XOQ-02004: object string "string" not found

Cause: The referenced object may have been deleted.

Action: Specify an existing object.

XOQ-02005: The string "string" referenced from object "string" is not found.

Cause: The referenced object was not found. It may have been deleted.

Action: Specify an existing object.

XOQ-02006: invalid reference to table "string" in mapping "string"

Cause: An expression in a mapping object referred to a table that is not part of the mapping query.

Action: Make sure that all expressions in the mapping object refer only to columns from the mapping query.

XOQ-02007: cannot parse OLAP syntax string

Cause: The OLAP syntax string was invalid and could not be parsed.

Action: Replace the syntax with a valid syntax string.

XOQ-02008: cannot parse OLAP syntax string "string": string

Cause: The OLAP syntax string was invalid and could not be parsed.

Action: Replace the syntax with a valid syntax string.

XOQ-02009: Function "string" is not supported by the analytic workspace.

Cause: A function was specified that is not supported by the OLAP DML language.

Action: Remove the unsupported function from the expression.

XOQ-02010: Data type "string" is not supported by the analytic workspace.

Cause: A data type was specified that is not supported by the OLAP DML language.

Action: Use a supported data type.

XOQ-02011: invalid column expression "*string*"

Cause: The OLAP DML expression was invalid in this context.

Action: Replace the expression with a valid syntax string.

XOQ-02012: missing expression in object "*string*"

Cause: A mapping object did not contain all the expressions needed to perform the requested action.

Action: Add the necessary expressions to the mapping object.

XOQ-02013: Missing query and From clause in object "*string*".

Cause: A mapping object contained neither a query nor a From clause.

Action: Add the necessary query or From clause to the mapping object.

XOQ-02014: missing condition in object "*string*"

Cause: A mapping object did not contain all the conditions that were needed to perform the requested action.

Action: Add the necessary conditions to the mapping object.

XOQ-02015: Dimension or hierarchy has too many Grouping ID columns.

Cause: The number of Grouping ID columns exceeded the maximum allowed columns. Possible causes are: 1) Attribute spreading was enabled for some attributes in the dimension. 2) There were too many levels defined for the dimension or hierarchy.

Action: Do one of the following: 1) Disable attribute spreading for some or all of the attributes. 2) Eliminate some attributes. 3) Eliminate some levels.

XOQ-02017: The object "*string*" is duplicated in the syntax expression "*string*".

Cause: A list in a syntax expression contained a duplicated object.

Action: Remove the duplicated object.

XOQ-02100: cannot parse server XML string

Cause: An internal error occurred while parsing query or metadata definitions.

Action: Examine the error output for more detail about the reason for the failure.

XOQ-02101: Invalid object type is used for object reference with id "*string*".

Cause: An object of the wrong type was specified as an object reference in the XML document.

Action: Correct the XML document to reference an object of the correct type.

XOQ-02102: cannot find object "*string*"

Cause: An object that does not exist was referenced in the XML document.

Action: Create the referenced object or correct the XML document to reference an existing object.

XOQ-02103: invalid XML attribute "*string*" with value "*string*" for element "*string*" and object "*string*"

Cause: An XML attribute in the XML document was invalid.

Action: Correct the invalid attribute in the XML document.

XOQ-02104: invalid XML element "*string*"

Cause: An XML element in the XML document was invalid.

Action: Correct the invalid element in the XML document.

XOQ-02105: invalid XML element "*string*" for object "*string*"

Cause: An XML element in the XML document was invalid.

Action: Correct the invalid element in the XML document.

XOQ-02106: invalid property "*string*" with value "*string*" for object "*string*" in XML document

Cause: The XML document did not specify the object property correctly.

Action: Correct the invalid property in the XML document.

XOQ-02107: invalid property "*string*" with key::value "*string*" for object "*string*" in XML document

Cause: The XML document did not specify the object property correctly.

Action: Correct the invalid property in the XML document.

XOQ-02108: invalid XML document: *string* at line *string*

Cause: An internal error occurred while parsing the XML document.

Action: Examine the error output for more detail about the reason for the failure.

XOQ-02110: a *string* with ID "*string*" cannot be created because another object with that ID already exists.

Cause: An attempt was made through the XML to create an object with an ID that was already used on an existing object.

Action: Rename the new object or delete the existing one.

XOQ-02111: Object type "*string*" is invalid for export.

Cause: An attempt was made to export an object of an inappropriate type. Only objects of type analytic workspace, database schema, cube, cube dimension, measure folder, and cube build process are allowed for export.

Action: If the object is a subobject of a cube or cube dimension, then call the export procedure passing the cube or cube dimension as an argument instead of the object itself.

XOQ-02112: invalid XML attribute "*string*" with value "*string*" for element "*string*"

Cause: An XML attribute in the XML document was invalid.

Action: Correct the invalid attribute in the XML document.

XOQ-02113: Unable to parse XML because the compatibility setting is below the minimum setting of 11.0.0.0.0.

Cause: The compatibility setting was below the minimum for parsing XML.

Action: Set the compatibility to 11.0.0.0.0 or higher.

XOQ-02114: Unable to write XML because the compatibility setting is below the minimum setting of 11.0.0.0.0.

Cause: The compatibility setting was below the minimum for writing XML.

Action: Set the compatibility to 11.0.0.0.0 or higher.

XOQ-02115: Metadata object type "*string*" cannot be renamed on import.

Cause: The object type in the rename table was not a leaf object type, or the leaf object type could not be renamed.

Action: Enter a valid object type in the rename table.

XOQ-02116: Metadata object id "*string*" is not valid.

Cause: The object id in the rename table was null or contained invalid characters.

Action: Enter a valid object id in the rename table.

XOQ-02117: The new name "*string*" for object "*string*" is not valid.

Cause: The new name in the rename table was either null or empty.

Action: Enter a valid new name in the rename table.

XOQ-02118: Two new names for object "*string*" with type "*string*" are in the rename table.

Cause: The rename table contained two different new names for the same object.

Action: Remove one of the rows from the rename table.

XOQ-02200: cannot upgrade object "*string*"

Cause: The object could not be upgraded.

Action: Apply the modifications suggested by the other error messages that typically accompany this one. Then attempt the upgrade again. If you cannot correct the error, try exporting the XML definition for the object using DBMS_CUBE.EXPORT_XML, and reimporting the object into a different schema.

XOQ-02201: object "*string*" not found

Cause: The upgrade command referred to an object that did not exist.

Action: Correct the object identifier and try again.

XOQ-02202: Object "*string*" cannot be upgraded because its name is the same as an existing object.

Cause: The upgrade failed because the object name was the same as the name of an existing object. In earlier versions of Oracle Database, a cube, dimension, or measure folder could have the same name as a database table. In Oracle Database 11g and later, cubes, dimensions, measure folders, and RDBMS tables must all have different names.

Action: Change the object name and try the upgrade again.

XOQ-02203: Analytic workspace "*string*" cannot be upgraded because it contains customization "*string*".

Cause: The upgrade failed because the analytic workspace contained a customization. Customizations are not supported in releases after Oracle Database 10g.

Action: Remove the customization and attempt the upgrade again. To remove all customizations, call the upgrade procedure with the DeleteCustomizations option set to YES.

XOQ-02204: Cannot upgrade object "*string*": only analytic workspaces and database schemas are valid arguments to the UPGRADE command.

Cause: The identified argument of the UPGRADE command was an object that was neither type oracle.olapi.metadata.mdm.MdmDatabaseSchema nor type oracle.olapi.metadata.deployment.AW.

Action: If the object is in an analytic workspace or a database schema, call the UPGRADE command and use the analytic workspace or the database schema as an argument instead of the object.

XOQ-02205: Cannot upgrade analytic workspace "*string*": the analytic workspace version is too old.

Cause: An attempt was made to upgrade an analytic workspace that was formatted for Oracle Database 10.1.0.2 or earlier. Only analytic workspaces from Oracle Database 10.1.0.3 and later can be upgraded using DBMS_CUBE.UPGRADE.

Action: Upgrade the analytic workspace to release 10.1.0.3 or later using methods described in the OLAP documentation for Oracle 10.1.0.3. Then use DBMS_CUBE.UPGRADE to upgrade the analytic workspace to Release 11g.

XOQ-02206: Cannot upgrade object "*string*": the metadata is already using the current version.

Cause: An attempt was made to upgrade an analytic workspace that is already formatted correctly for the current version.

Action: Do not use the DBMS_CUBE.UPGRADE facility for this analytic workspace.

XOQ-02207: cannot process mapping "*string*": *string*

Cause: An object stored in an Oracle Database 10g analytic workspace contained an invalid mapping.

Action: Replace the mapping with a valid one. If the problem persists, set the IgnoreMappingErrors option to YES in the UPGRADE or COMMIT options.

XOQ-02208: Object contains multiple mappings.

Cause: A dimension or measure stored in an Oracle OLAP 10g analytic workspace contained multiple mappings. This is not supported in releases after Oracle Database 10g.

Action: Modify the object to use only one mapping. If the problem persists, set the IgnoreMappingErrors option to YES in the UPGRADE or COMMIT options.

XOQ-02209: cannot process aggregation "*string*": *string*

Cause: An object stored in an Oracle Database 10g analytic workspace contained an invalid aggregation.

Action: Replace the aggregation with a valid one. If the problem persists, set the IgnoreMappingErrors option to YES in the UPGRADE or COMMIT options.

XOQ-02210: Legacy metadata contains invalid mappings.

Cause: An object stored in an Oracle Database 10g analytic workspace contained mappings that could not be converted to post-10g format.

Action: Examine the list of invalid mappings and correct the errors reported for each object using Analytic Workspace Manager in 10g compatibility mode. If the problem persists, set the IgnoreMappingErrors option to YES in the UPGRADE or COMMIT options.

XOQ-02211: The MdmPrimaryDimension cannot be upgraded because a compile step failed with this message: "*string*".

Cause: A dimension could not be compiled.

Action: Correct the compilation errors in the analytic workspace. If the problem persists, set the IgnoreCompileErrors option to YES in the UPGRADE options. This allows other objects in the analytic workspace to be upgraded. Then fix and recompile the problem dimension so you can use it.

XOQ-02212: The expression for this MdmMeasure cannot be read. Analytic workspace "*string*" was not attached when the connection was opened.

Cause: The Oracle Database 10g analytic workspace contained a derived measure. Derived measures can only be upgraded if the analytic workspace is attached before the first call to `DataProvider.createSession` or `DataProvider.initialize`.

Action: Attach the analytic workspace before calling `DataProvider.createSession` or `DataProvider.initialize`. Alternatively, set the `IgnoreMappingErrors` option to YES in the UPGRADE or COMMIT options to suppress this error message. The derived measure will become an `MdmBaseMeasure` after the upgrade.

XOQ-02213: cannot read legacy metadata

Cause: The database contained metadata stored in an Oracle Database 10g analytic workspace or in CWM format. The metadata could not be converted to post-10g format because of problems in the stored metadata.

Action: Examine the list of errors and make corrections to the metadata using Analytic Workspace Manager in 10g compatibility mode. If the problem persists and is preventing you from accessing 11g metadata, set the `MetadataReaderMode` option to `11_ONLY` in the connection properties.

XOQ-02214: error reading legacy metadata object: *string*

Cause: One of the metadata objects, which was stored in either an Oracle Database 10g analytic workspace or CWM format, could not be converted to post-10g format.

Action: Make corrections to the metadata using Analytic Workspace Manager in 10g compatibility mode. If the problem persists and is preventing you from accessing post-10g metadata, set the `MetadataReaderMode` option to `11_ONLY` in the connection properties.

XOQ-02300: Build completed with warnings.

Cause: The build completed successfully, but some of the data may be incorrect due to inconsistencies in the metadata or input data.

Action: If cube build logging is enabled, examine the `OUTPUT` column of the cube build log for more details.

XOQ-02400: An invalid cube dimension name was specified in a call to function `DBMS_CUBE.GET_BREAKOUT_DIMENSIONS`.

Cause: The cube dimension name was invalid.

Action: Specify a valid cube dimension name.

XOQ-02401: An invalid cube name was specified in the `drillThrough` operation.

Cause: The cube name was invalid.

Action: Specify a valid cube name.

XOQ-02402: Cube "*string*" is not dimensioned by "*string*".

Cause: The specified dimension was not a dimension of the cube.

Action: Specify a valid dimension of the cube.

XOQ-02403: QDR "*string*" is invalid.

Cause: The specified qualified data reference was invalid.

Action: Specify a valid qualified data reference.

XOQ-02404: The cube specified in QDR "*string*" is invalid.

Cause: The cube specified in the qualified data reference was invalid.

Action: Specify a valid cube in the qualified data reference.

XOQ-02405: The measure specified in QDR "*string*" is invalid.

Cause: The measure specified in the qualified data reference was invalid.

Action: Specify a valid stored measure in the qualified data reference. A calculated measure or an expression is not allowed.

XOQ-02406: Dimension "*string*" on cube "*string*" is not referenced in the QDR qualifier.

Cause: The specified dimensions referenced in the qualified data reference did not include all the dimensions on the cube.

Action: Specify valid dimensions in the qualified data reference.

XOQ-02407: The expression "*string*" for cube dimension "*string*" in the QDR is not supported.

Cause: A dimension specified in the qualified data reference is currently not supported.

Action: Specify a valid expression value for the cube dimension in the qualified data reference.

XOQ-02408: Cube "*string*" is not dimensioned by QDR qualifier "*string*".

Cause: The dimension specified in the qualified data reference was not a dimension of the cube.

Action: Specify a valid dimension of the cube in the qualified data reference.

XOQ-02409: Invalid ET column "*string*" specified in a call to function DBMS_CUBE.DRILL_THROUGH.

Cause: An invalid embedded-total column was specified for drill through.

Action: Specify a valid embedded-total column for drill through.

XOQ-02410: ET column "*string*" does not correspond to a valid metadata object.

Cause: An invalid embedded-total column was specified for drill through.

Action: Specify a valid embedded-total column for drill through.

XOQ-02411: Invalid mapped object "*string*" in drill through

Cause: An invalid mapped object was encountered when processing the ET columns during drill through.

Action: Specify a valid mapping for the metadata object.

XOQ-02412: Invalid member "*string*" in cube dimension "*string*" in the drill-through QDR

Cause: An invalid member value was specified in the qualified data reference for a cube dimension.

Action: Specify a valid member value in the qualified data reference for the cube dimension.

XOQ-02413: Drill through is not allowed on cube "*string*".

Cause: An invalid cube was specified in a call to function DBMS_CUBE.DRILL_THROUGH.

Action: Specify a valid cube to perform drill through.

XOQ-02414: Cube dimension "*string*" was specified more than once in QDR "*string*".

Cause: A duplicate dimension was specified in the qualified data reference.

Action: Specify a cube dimension for every dimensionality in the qualified data reference.

XOQ-02415: Specified dimension member not found in a valid hierarchy of cube dimension "*string*".

Cause: The dimension member is not part of any valid hierarchy.

Action: Ensure that the dimension member is included in a valid hierarchy.

XOQ-02416: More than one Hierarchy ET view on cube dimension "*string*" was specified for drill through.

Cause: More than one Hierarchy ET view on the same dimension was specified for drill through.

Action: Ensure that only one Hierarchy ET view per dimension is referenced in drill through.

XOQ-02500: Derived attribute "*string*" is not a DIM_KEY.

Cause: The derived attribute specified in the CUSTOMORDER clause was not the DIM_KEY. A derived attribute in a CUSTOMORDER clause can only be the DIM_KEY.

Action: Specify the DIM_KEY or use a base attribute in the CUSTOMORDER clause.

XOQ-02501: Attribute "*string*" is not part of the primary dimension.

Cause: The attribute specified in the CUSTOMORDER clause was not part of the primary dimension. An attribute in the CUSTOMORDER clause must be part of the primary dimension.

Action: Specify an attribute of the CUSTOMORDER clause that is part of the primary dimension.

XOQ-02502: Attribute "*string*" is not a visible attribute of the hierarchy.

Cause: The attribute specified in the CUSTOMORDER clause was not a visible attribute of the hierarchy. An attribute in the CUSTOMORDER clause of a hierarchy must be a visible attribute of the hierarchy.

Action: Specify a visible attribute in the CUSTOMORDER clause of the hierarchy.

XOQ-02503: No attribute is specified for the CUSTOMORDER clause.

Cause: The object specified in the CUSTOMORDER clause was not an attribute. Only an attribute can be specified in the CUSTOMORDER clause.

Action: Specify an attribute in the CUSTOMORDER clause.

XOQ-02504: The object contains multiple descriptions of type "*string*" for the language "*string*".

Cause: An object contained multiple descriptions for the same type on the same language.

Action: Ensure there is only one description on an object for each type for each language.

XOQ-02505: The CubeMap for cube "string" contains both a query and a From clause.

Cause: The CubeMap had a query and a From clause.

Action: Specify either a query or a From clause for the CubeMap but not both.

XOQ-02506: The DimensionMap for dimension "string" contains both a query and a From clause.

Cause: The DimensionMap had a query and a From clause.

Action: Specify either a query or From clause for the DimensionMap but not both.

XOQ-02507: The DimensionMap for dimension "string" contains a From clause with duplicate queries.

Cause: The DimensionMap had a From clause with duplicate queries.

Action: Remove the duplicate queries in the From clause for the DimensionMap.

XOQ-02508: The CubeMap for cube "string" contains a From clause with duplicate queries.

Cause: The CubeMap had a From clause with duplicate queries.

Action: Remove the duplicate queries in the From clause for the CubeMap.

XOQ-02509: Analytic workspace "string" has an invalid name.

Cause: An attempt was made to create an analytic workspace with an invalid name. Analytic workspace names cannot contain lower-case letters.

Action: Change the analytic workspace name to a valid name, and commit the transaction.

XOQ-02510: The SolvedMap for Object "string" contains a From Clause with multiple queries

Cause: The SolvedMap had a From Clause with multiple queries.

Action: Remove multiple queries in the From Clause for the SolvedMap.

XOQ-02511: The cube storage DATE data type is incompatible with materialized views.

Cause: The AWCubeOrganization had a cube storage data type of DATE, which was incompatible with materialized views.

Action: Either change the cube storage data type to DATETIME or create the cube without materialized views.

XOQ-02512: string\nXOQ-02512: OLAP DML error while compiling formula for measure "string"

Cause: The measure expression in the derived measure could not be compiled.

Action: Redefine the measure expression for the derived measure.

XOQ-02513: A rewrite materialize view cannot be created for cube "string" because the aggregation from the consistent solve specification is incompatible.

Cause: The consistent solve specification specified an aggregation that was not uniform over all dimensions and hierarchies or was not one of the supported aggregation operators.

Action: Change the aggregation on the consistent solve specification to be uniform and one of the supported aggregation types.

XOQ-02514: The attribute "string" is mapped to different expressions on the two HierarchyLevels "string" and "string".

Cause: An attribute was mapped to different expressions on two different HierarchyLevels that have the same DimensionLevel.

Action: Change the attribute mappings so that the target expression is the same on all HierarchyLevels having the same DimensionLevel.

XOQ-02515: The MVCreationOptions of REFRESH ON COMMIT, REFRESH START WITH, and REFRESH NEXT are not supported.

Cause: The MVCreationOptions of either an AWPrimaryDimensionOrganization or an AWCubeOrganization contained unsupported settings.

Action: Ensure that the MVCreationOptions of AWPrimaryDimensionOrganizations and AWCubeOrganizations do not set REFRESH ON COMMIT and do not specify REFRESH START WITH or REFRESH NEXT.

XOQ-02516: The MdmValueHierarchy has no value hierarchy map.

Cause: The MdmValueHierarchy did not contain a value hierarchy map.

Action: Add a SolvedValueHierarchyMap to all value hierarchies contained in dimensions with associated materialized views.

XOQ-02517: The data type "string" of the base attribute or base measure is different from the mapped expression "string".

Cause: Either the base attribute or base measure with the mapped expression was set to an inconsistent data type, or it was mapped to an expression of a different data type from its fixed data type.

Action: When changing a mapped expression for a base attribute or base measure, ensure that the expression has the same data type; otherwise, set the data type of the base attribute or base measure to NULL first. When a base attribute or a base measure has an existing mapped expression, do not set it to a different data type.

XOQ-02518: Object cannot be renamed to "string" because that name is already being used by an existing object.

Cause: A row in the CUBE_UPGRADE_INFO table had a value in the NEW_NAME column that was not unique.

Action: Fix the CUBE_UPGRADE_INFO table by using an UPDATE command or running DBMS_CUBE.INITIALIZE_CUBE_UPGRADE.

XOQ-02519: The mapped dimension in the cube dimensionality map of a cube materialized view must be either a dimension level or a hierarchy level.

Cause: "The mapped dimension in the cube dimensionality map of a cube materialized view was a primary dimension."

Action: "Change the mapped dimension in the cube dimensionality map of a cube materialized view to a dimension level or a hierarchy level."

XOQ-02520: The mapped dimension in the cube dimensionality map of a query-rewrite-enabled cube materialized view must be the lowest hierarchy level on all hierarchies in the dimension.

Cause: "The mapped dimension in the cube dimensionality map of a query-rewrite-enabled cube materialized view was not the lowest hierarchy level on a hierarchy in the dimension."

Action: "Change the mapped dimension in the cube dimensionality map of a query-rewrite-enabled cube materialized view to a hierarchy level or a dimension level that is the lowest hierarchy level on all hierarchies in the dimension."

XOQ-02521: The object description of type "string" for language "string" was truncated to the maximum number of characters (string).

Cause: An object had a description that was too long. The description was shortened automatically.

Action: No action is necessary. Consider rephrasing the description to make it fit within the maximum length.

XOQ-02522: The values for attribute "string" in level "string" must be unique.

Cause: The IsLevelUnique flag was set to true for the attribute, but the attribute values in the given level were not unique.

Action: Either set the IsLevelUnique flag to false, or load unique values into the attribute.

XOQ-02523: unsupported data type "string"

Cause: The data type specified for cube storage was invalid or not supported.

Action: Specify a supported SQL data type.

XOQ-02524: A SQL data type and an OLAP DML data type have both been specified and/or modified for cube storage. The OLAP DML cube storage data type specification will be ignored

Cause: The data type for cube storage was specified in both SQL and in OLAP DML resulting in the use of the SQL data type.

Action: Specify a supported data type in either SQL or OLAP DML format.

XOQ-02525: A mismatch exists between the measure data type "string" and cube storage data type "string"

Cause: Measure storage was defined as SHARED and the data type for the measure was not an exact match to that of the cube storage type. This may result in data inconsistencies.

Action: Specify an exact match between the measure data type and the cube storage data type when measure storage is SHARED. Either set the IsLevelUnique flag to false, or load unique values into the attribute.

XOQ-02526: UniqueKey attribute "string" has an invalid populate lineage flag set.

Cause: The attribute had the populate lineage flag set. This flag does not need to be set on a unique key attribute.

Action: Optionally remove this flag on the attribute or do not make the attribute a unique key.

XOQ-02527: Hierarchy levels "string" and "string" contain different unique key attributes that are mapped to the same expression.

Cause: Two different unique key attributes on different levels of a primary dimension were mapped to the same expression. Such mappings are not allowed if the dimension is part of a query-rewrite-enabled cube.

Action: Uniquely map the unique key attributes or create the cube without a REWRITE materialized view.

XOQ-02528: The derived measure "string" cannot be designated as the default measure for the cube.

Cause: A derived measure was designated as the default measure on a cube that has materialized views.

Action: To designate a default measure for the cube, choose a measure that is not derived, or remove the materialized views from the cube.

XOQ-02529: The base attribute "string" of dimension "string" cannot be given an NVL expression because it is indexed.

Cause: An NVL expression was specified for a base attribute that is indexed. An attribute is indexed if it is explicitly marked as indexed by the user, or if it is a unique key attribute, or if the populate lineage flag is set.

Action: Remove the NVL expression or change the attribute so that it is not indexed, is not a unique key, and does not have the populate lineage flag set.

XOQ-02530: A maintain dimension command cannot be specified as part of a default build specification or named build specification.

Cause: Either a named build specification or the default build specification for a cube or dimension specified a maintain dimension command.

Action: Remove the maintain dimension command from the default build specification or named build specification.

XOQ-02531: The sparse type must be COMPRESSED or SPARSE when a secondary partition level is specified.

Cause: A secondary partition level was specified for the AWCubeOrganization when its sparse type was not COMPRESSED or SPARSE.

Action: Set the sparse type to COMPRESSED or SPARSE on the AWCubeOrganization, or remove all secondary partition levels.

XOQ-02532: cannot specify a secondary partition level without also specifying a (primary) partition level.

Cause: A secondary partition level was specified for an AWCubeOrganization that had no (primary) partition level.

Action: Specify a (primary) partition level before specifying additional secondary partition levels.

XOQ-02533: The cube dimensionality map has neither a join condition nor an expression.

Cause: Neither a join condition nor an expression were specified for the CubeDimensionalityMap.

Action: Specify either a join condition, an expression, or both on the cube dimensionality map.

XOQ-02534: The data type "string" of the base attribute or base measure "string" is different from the mapped expression "string".

Cause: Either the base attribute or base measure with the mapped expression was set to an inconsistent data type, or it was mapped to an expression of a different data type from its fixed data type.

Action: When changing a mapped expression for a base attribute or base measure, ensure that the expression has the same data type; otherwise, set the data type of the base attribute or base measure to NULL first. When a base attribute or a base measure has an existing mapped expression, do not set it to a different data type.

XOQ-02535: The view name "*string*" defined on the object "*string*" is not unique.

Cause: The user-defined view name was already in use.

Action: Ensure that all user-defined view names are unique.

XOQ-02537: The procedure is not supported for the version of the analytic workspace of the cube or dimension.

Cause: The version of the analytic workspace of the cube or dimension was earlier than 12c.

Action: Do not use the procedure for the objects in the current analytic workspace.

XOQ-02538: Materialized views cannot be created for the cube dimension because it has no level hierarchies.

Cause: The cube dimension had no level hierarchies.

Action: Do not create a materialized view for the cube dimension.

XOQ-02539: Specified rewrite type is invalid.

Cause: An invalid rewrite type was specified for creating a materialized view.

Action: Specify a valid rewrite type.

XOQ-02540: Specified refresh type is invalid.

Cause: An invalid refresh type was specified for creating a materialized view.

Action: Specify a valid refresh type.

XOQ-02541: Specified USING constraints clause is invalid.

Cause: An invalid USING constraints clause was specified for creating a materialized view.

Action: Specify a valid USING constraints clause.

XOQ-02542: mismatch between MVOption and RefreshType

Cause: MVOption was set to COMPLETE_REFRESH, but RefreshType was set to FAST.

Action: Either set MVOption to FAST_REFRESH or REWRITE, or set RefreshType to COMPLETE or FORCE.

XOQ-02543: Specified version for the analytic workspace "*string*" is invalid.

Cause: An invalid version was specified for creating an analytic workspace.

Action: Specify a valid version.

XOQ-02544: The cube or dimension "*string*" has no analytic workspace organization.

Cause: No analytic workspace organization was specified for the cube or dimension.

Action: Specify an analytic workspace organization for the cube or dimension.

XOQ-02545: Invalid SQLMap in the cube or dimension.

Cause: The SQLMap feature is not supported.

Action: Use supported mappings for the cube or dimension.

XOQ-02546: A dimensionality cannot be specified on a measure.

Cause: A dimensionality was specified on a measure.

Action: Specify the dimensionality on a cube.

XOQ-02547: Object "string" cannot be mapped to ET view *string* because this transaction is also modifying the ET view.

Cause: An object being modified was mapped to an ET (Embedded Totals) view that required an update because of changes to its owning object.

Action: If the object is mapped to the ET view of another object, then split the updates into multiple transactions. If the object is mapped to its own ET view, then either specify a unique ET view name or ensure that the mapped source name already exists and allow Oracle OLAP to create a new default name.

XOQ-02548: The derived measure expression references invalid object "string".

Cause: The derived measure expression referenced an invalid object.

Action: Ensure the objects referenced in the derived measure expression are valid.

XOQ-02549: The cube name or cube dimension name is missing.

Cause: No cube name or cube dimension name was specified for creating a materialized view.

Action: Specify a cube name or cube dimension name.

XOQ-02550: Cannot create "string" while in a branch.

Cause: The creation of a top level object within a schema was attempted in a branch.

Action: Create the top level object outside of the branch.

XOQ-02551: Invalid loop type specified for the derived measure.

Cause: The loop type specified for the derived measure was invalid.

Action: Specify either INNER, OUTER, or DENSE for the loop type of the derived measure.

XOQ-02552: Invalid metadata property value "string" specified.

Cause: The metadata property contained both a single value and a list value.

Action: Specify either a single value or a list value for the metadata property.

XOQ-02553: cannot rename "string" while in a branch

Cause: The renaming of an object was attempted in a branch.

Action: Rename the object outside of the branch or, if the object is a custom member, you may drop it and re-create it with the new name within the branch.

XOQ-02554: Dimensions "string" and "string" cannot be mapped on the leaf level to the same dimension source table "string" when materialized views are enabled on the cube.

Cause: Materialized views were enabled when an attempt was made to map two dimensions to the same source table. This is not allowed unless the source table is a fact table.

Action: Specify a different mapping for one of the dimensions.

XOQ-02555: The join condition on CubeDimensionalityMap "string" is invalid.

Cause: The join condition did not refer to the fact table and the relevant dimension table.

Action: Specify a join condition that refers to the fact table and the relevant dimension table.

XOQ-02556: The named build process does not contain a build specification.

Cause: An attempt was made to create a named build process without providing a build specification.

Action: Provide build items for the named build process.

XOQ-02557: Object cannot be dropped while it is still a dependency of another object.

Cause: An attempt was made to drop a metadata object that was referenced by another object.

Action: Remove the reference to the metadata object being dropped.

XOQ-02558: The base attribute "string" of dimension "string" cannot be given an NVL expression because it is multilingual.

Cause: An NVL expression was specified for a base attribute that is multilingual.

Action: Remove the NVL expression or change the attribute so that it is not multilingual.

XOQ-02559: Cannot create or rename the object "string" because the object name conflicts with a reserved keyword.

Cause: An attempt was made to use a reserved name for an object.

Action: Rename the object.

XOQ-02560: Analytic workspace "string" referenced in "string" does not exist.

Cause: An attempt was made to modify an object that referenced a non-existent analytic workspace.

Action: Create the analytic workspace before referencing it.

XOQ-02561: Cube "string" cannot share the aggmap of "string" because "string" is not a cube in the same analytic workspace.

Cause: An attempt was made to share the aggmap of something other than a cube in the same analytic workspace.

Action: Remove the aggmap cube value or correct it to be the name of a cube in the same analytic workspace.

XOQ-02562: Cube "string" cannot share the aggmap of "string" because "string" is sharing the aggmap of "string".

Cause: An attempt was made to share the aggmap of a cube that was itself sharing the aggmap of another cube.

Action: Modify or remove the shared aggmap property of at least one of the first two cubes.

XOQ-02563: Cannot rename "string" because the object is not existent.

Cause: An attempt was made to rename a nonexistent object in a branch.

Action: Create the object with a new name.

